



Western Michigan University  
ScholarWorks at WMU

---

Michigan COVID-19 Vaccine Data

Michigan COVID-19 State Data

---

12-17-2020

## 2020-12-17\_MichiganOverview\_COVIDVaccinestats

Michigan Department of Health & Human Services

Follow this and additional works at: <https://scholarworks.wmich.edu/michigan-covid-data-state-vaccine>



Part of the Public Health Commons

---

### WMU ScholarWorks Citation

Michigan Department of Health & Human Services, "2020-12-17\_MichiganOverview\_COVIDVaccinestats" (2020). *Michigan COVID-19 Vaccine Data*. 45.

<https://scholarworks.wmich.edu/michigan-covid-data-state-vaccine/45>

This Article is brought to you for free and open access by the Michigan COVID-19 State Data at ScholarWorks at WMU. It has been accepted for inclusion in Michigan COVID-19 Vaccine Data by an authorized administrator of ScholarWorks at WMU. For more information, please contact [wmu-scholarworks@wmich.edu](mailto:wmu-scholarworks@wmich.edu).



# COVID-19 Vaccine Dashboard

Enrolled Providers

Vaccines Shipped

Doses Administered

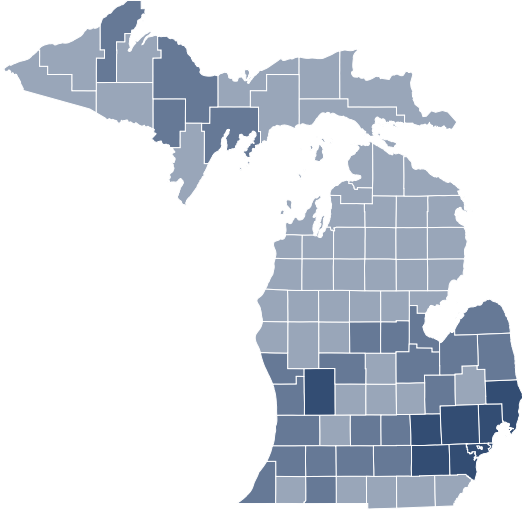
Doses by Vaccine

Learn More

## COVID Vaccination Program Enrolled Providers

Based on data reported to Michigan's immunization registry, the Michigan Care Improvement Registry. The list of Providers enrolled in the COVID Vaccination Program will be updated every Friday.

### Number Of Providers By Practice Type Enrolled In COVID Vaccination Program



# Sites

● 1 or 2 sites

● 3-5 sites

● 6-32 sites

To find the location of a COVID Vaccine Clinic, go to:  
<https://vaccinefinder.org/>

COVID Preparedness Region

All

Local Health Department

All

Provider Facility Type

All

County

All

Michigan

Data as of :  
Monday, December 14, 2020

Enrolled Provider Sites In COVID  
Vaccination Program

297

Microsoft Power BI

< 1 of 5 >

🔗 ↗

## PUBLIC USE DATASETS

(Downloadable .xlsx files)

COVID-19 Vaccines Shipped To Providers

COVID-19 Vaccine Doses Administered

## RELATED CONTENT

How mRNA vaccines work 📄

Frequently Asked Questions 📄

●

MICHIGAN.GOV HOME

ADA

MICHIGAN NEWS

POLICIES

COPYRIGHT 2020 STATE OF MICHIGAN

https://www.michigan.gov/coronavirus/0,9753,7-406-98178\_103214\_103272-547150--,00.html

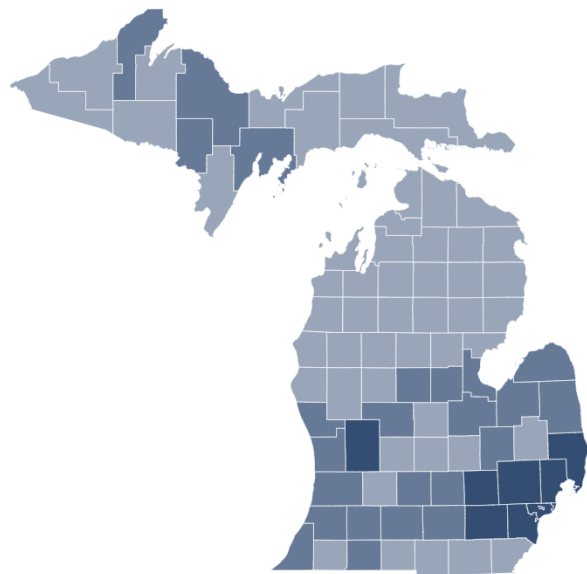
1/1

[Enrolled Providers](#)[Vaccines Shipped](#)[Doses Administered](#)[Doses by Vaccine](#)[Learn More](#)

# COVID Vaccination Program Enrolled Providers

Based on data reported to Michigan's immunization registry, the Michigan Care Improvement Registry. The list of Providers enrolled in the COVID Vaccination Program will be updated every Friday.

## Number Of Providers By Practice Type Enrolled In COVID Vaccination Program



# Sites

- 1 or 2 sites
- 3-5 sites
- 6-32 sites

To find the location of a COVID Vaccine Clinic, go to:  
<https://vaccinefinder.org/>



COVID Preparedness Region

All

Local Health Department

All

Provider Facility Type

All

County

All

## Michigan

Data as of :

Monday, December 14, 2020

Enrolled Provider Sites In COVID  
Vaccination Program

297

## COVID Vaccine Distribution



Preparedness Region

All

Local Health Department

All

Year

All

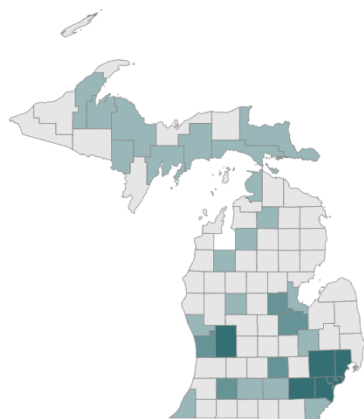
Vaccine Type

All

Date as of :

December 16, 2020

Michigan

COVID Vaccine Distribution by Preparedness Region,  
County

# Vaccines Shipped

None

975-1950

2925-3900

4875-12675

Week

51

51

84,825

Vaccines Distributed

297

COVID Vaccine Enrolled Sites

Provider Facility Type

Pfizer Total

Local Health Department

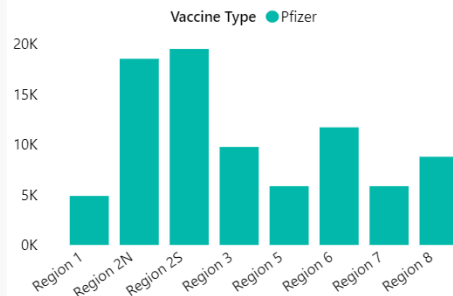
18,525 18,525

Hospital

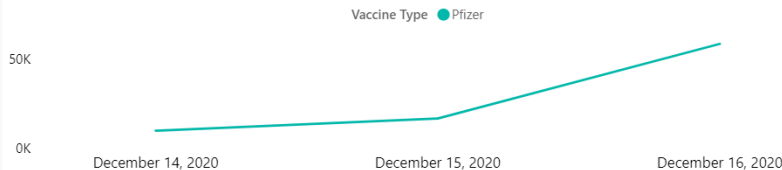
66,300 66,300

Total Doses

84,825 84,825

Vaccines Distributed in Preparedness Region  
(units in K = Thousand)

Vaccines Distributed by Date (units in K = Thousand)



[Enrolled Providers](#)[Vaccines Shipped](#)[Doses Administered](#)[Doses by Vaccine](#)[Learn More](#)

# COVID Vaccine Doses Administered

Based on data reported to Michigan's immunization registry, the Michigan Care Improvement Registry.



Michigan

Provider Facility Type

All

Month

All

Data as of:

December 16, 2020

COVID Vaccine Doses Administered by Date

800

600

400


200

0

December 14, 2020

December 15, 2020

December 16, 2020



Age Group

All

Number of COVID  
Vaccine Doses  
Administered

1,078

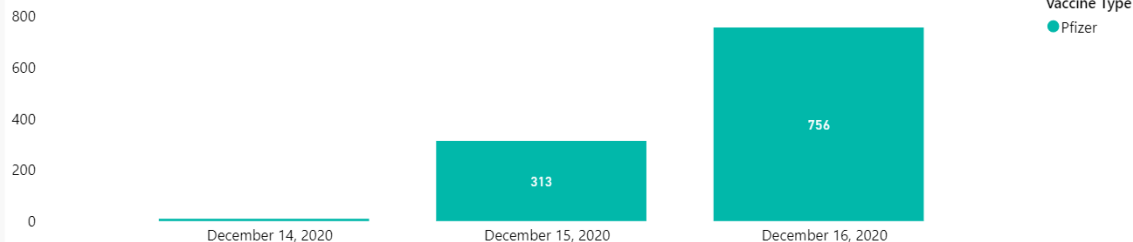
[Enrolled Providers](#)[Vaccines Shipped](#)[Doses Administered](#)[Doses by Vaccine](#)[Learn More](#)

# COVID Vaccine Doses Administered - Vaccine Type and Provider Facility Type



Based on data reported to Michigan's immunization registry, the Michigan Care Improvement Registry.

## COVID Vaccine Doses Administered by Vaccine Type



### Month

All

### Week

51

51

## COVID Vaccine Doses Administered by Provider Facility Type



### Pfizer

1,078

Number of Doses Administered

Enrolled Providers	Vaccines Shipped	Doses Administered	Doses by Vaccine	Learn More
--------------------	------------------	--------------------	------------------	------------

## Learn More...

### Where can I get more information about COVID-19 vaccine?

For healthcare provider information about COVID-19 vaccine, visit the MDHHS website [COVID-19 Vaccine Provider Guidance & Educational Resources](#)

For frequently asked questions (FAQs) related to COVID-19 vaccine, visit the MDHHS [Frequently Asked Questions for the Public](#)

### Where does the vaccination data come from?

This report is created by the Michigan Department of Health and Human Services Division of Immunization from data reported to the Michigan Care Improvement Registry (MCIR).

### How is COVID vaccination coverage calculated?

Vaccination coverage is an estimated percentage of people within a specified geographical area or age group who have received the COVID vaccine.

MCIR data are used for the numerator (i.e., number of COVID vaccine doses reported) and US Census estimates are used for the population denominator (i.e., total number of persons living in Michigan).

There are two vaccination coverage estimates. The percentage of individuals who have received one dose and the percentage who have received two doses (separated by the recommended number of days.)

County is based on the county of residence.

### Is COVID vaccination administration required to be reported?

Michigan's immunization providers are required to report COVID vaccination to the MCIR within 24 hours of administration.

### How often are these data updated?

These data will be updated Monday through Saturday. Previously reported numbers of administered vaccine doses may change as new data are received. A possible lag in reporting vaccine doses will result in increases in numbers previously reported.

# PUBLIC USE DATASETS

## COVID-19 Vaccines Shipped to Providers

### README

#### **Where does the vaccination data come from?**

This report is created by the Michigan Department of Health and Human Services Division of Immunization from data reported to the Michigan Care Improvement Registry (MCIR).

#### **How is COVID vaccination coverage calculated?**

Vaccination coverage is an estimated percentage of people within a specified geographical area or age group who have received the COVID vaccine.

MCIR data are used for the numerator (i.e., number of COVID vaccine doses reported) and US Census estimates are used for the population denominator (i.e., total number of persons living in Michigan).

There are two vaccination coverage estimates. The percentage of individuals who have received one dose and the percentage who have received two doses (separated by the recommended number of days.)

County is based on the county of residence.

#### **Is COVID vaccination administration required to be reported?**

Michigan's immunization providers are required to report COVID vaccination to the MCIR within 24 hours of administration.

#### **How often are these data updated?**

These data will be updated Monday through Saturday. Previously reported numbers of administered vaccine doses may change as new data are received. A possible lag in reporting vaccine doses will result in increases in numbers previously reported.



**COVID-19 VACCINES SHIPPED TO PROVIDERS 2020-12-17**

<b>Data as of</b>	<b>Week</b>	<b>County</b>	<b>Local Health Department</b>	<b>Preparedness Region</b>	<b>Facility Type</b>	<b>Vaccine Type</b>	<b>Vaccines Shipped</b>
12/16/2020	51	Baraga	Western UP District Health Department	Region 8	Hospital	Pfizer	975
12/16/2020	51	Bay	Bay County Health Department	Region 3	Hospital	Pfizer	975
12/16/2020	51	Bay	Bay County Health Department	Region 3	Local Health Department	Pfizer	975
12/16/2020	51	Berrien	Berrien County Health Department	Region 5	Hospital	Pfizer	975
12/16/2020	51	Calhoun	Calhoun County Health Department	Region 5	Local Health Department	Pfizer	975
12/16/2020	51	Chippewa	Chippewa County Health Department	Region 8	Hospital	Pfizer	975
12/16/2020	51	Delta	Public Health Delta & Menominee	Region 8	Hospital	Pfizer	975
12/15/2020	51	Detroit	City of Detroit Health Department	Region 2S	Hospital	Pfizer	3900
12/16/2020	51	Detroit	City of Detroit Health Department	Region 2S	Hospital	Pfizer	1950
12/16/2020	51	Dickinson	Dickinson-Iron County District Health Department	Region 8	Hospital	Pfizer	975
12/15/2020	51	Emmet	Northwest Michigan County Health Association	Region 7	Hospital	Pfizer	975
12/16/2020	51	Gd. Traverse	Grand Traverse County Health Department	Region 7	Hospital	Pfizer	975
12/16/2020	51	Gd. Traverse	Grand Traverse County Health Department	Region 7	Local Health Department	Pfizer	975
12/15/2020	51	Genesee	Genesee County Health Department	Region 3	Hospital	Pfizer	975
12/16/2020	51	Genesee	Genesee County Health Department	Region 3	Hospital	Pfizer	975
12/16/2020	51	Houghton	Western UP District Health Department	Region 8	Hospital	Pfizer	975
12/16/2020	51	Ingham	Ingham County Health Department	Region 1	Hospital	Pfizer	2925
12/16/2020	51	Ingham	Ingham County Health Department	Region 1	Local Health Department	Pfizer	975
12/16/2020	51	Jackson	Jackson County Health Department	Region 1	Hospital	Pfizer	975
12/16/2020	51	Kalamazoo	Kalamazoo County Health Department	Region 5	Hospital	Pfizer	2925
12/16/2020	51	Kalamazoo	Kalamazoo County Health Department	Region 5	Local Health Department	Pfizer	975
12/16/2020	51	Kalkaska	District Health Department 10	Region 7	Hospital	Pfizer	975
12/14/2020	51	Kent	Kent County Health Department	Region 6	Hospital	Pfizer	1950
12/15/2020	51	Kent	Kent County Health Department	Region 6	Hospital	Pfizer	975
12/16/2020	51	Kent	Kent County Health Department	Region 6	Hospital	Pfizer	975
12/16/2020	51	Kent	Kent County Health Department	Region 6	Local Health Department	Pfizer	1950
12/16/2020	51	Mackinac	Luce-Mackinaw-Alger-Schoolcraft-District-Health Department	Region 8	Hospital	Pfizer	975
12/16/2020	51	Macomb	Macomb County Health Department	Region 2N	Hospital	Pfizer	3900
12/16/2020	51	Macomb	Macomb County Health Department	Region 2N	Local Health Department	Pfizer	1950
12/15/2020	51	Marquette	Marquette County Health Department	Region 8	Hospital	Pfizer	975
12/16/2020	51	Marquette	Marquette County Health Department	Region 8	Local Health Department	Pfizer	975
12/15/2020	51	Mecosta	District Health Department 10	Region 6	Hospital	Pfizer	975
12/14/2020	51	Midland	Midland County Health Department	Region 3	Hospital	Pfizer	2925
12/16/2020	51	Monroe	Monroe County Health Department	Region 2S	Hospital	Pfizer	975
12/16/2020	51	Muskegon	Muskegon County Health Department	Region 6	Hospital	Pfizer	1950
12/14/2020	51	Oakland	Oakland County Health Department	Region 2N	Hospital	Pfizer	2925
12/15/2020	51	Oakland	Oakland County Health Department	Region 2N	Hospital	Pfizer	4875
12/16/2020	51	Oakland	Oakland County Health Department	Region 2N	Hospital	Pfizer	2925
12/16/2020	51	Oakland	Oakland County Health Department	Region 2N	Local Health Department	Pfizer	1950
12/16/2020	51	Otsego	Northwest Michigan County Health Association	Region 7	Local Health Department	Pfizer	975
12/15/2020	51	Ottawa	Ottawa County Health Department	Region 6	Hospital	Pfizer	975

12/16/2020	51	Ottawa	Ottawa County Health Department	Region 6	Hospital	Pfizer	975
12/16/2020	51	Ottawa	Ottawa County Health Department	Region 6	Local Health Department	Pfizer	975
12/16/2020	51	Saginaw	Saginaw County Health Department	Region 3	Hospital	Pfizer	1950
12/16/2020	51	Saginaw	Saginaw County Health Department	Region 3	Local Health Department	Pfizer	975
12/16/2020	51	Schoolcraft	Luce-Mackinaw-Alger-Schoolcraft-District-Health Department	Region 8	Hospital	Pfizer	975
12/14/2020	51	Washtenaw	Washtenaw County Health Department	Region 2S	Hospital	Pfizer	1950
12/16/2020	51	Washtenaw	Washtenaw County Health Department	Region 2S	Hospital	Pfizer	975
12/16/2020	51	Washtenaw	Washtenaw County Health Department	Region 2S	Local Health Department	Pfizer	1950
12/15/2020	51	Wayne	Wayne County Health Department	Region 2S	Hospital	Pfizer	1950
12/16/2020	51	Wayne	Wayne County Health Department	Region 2S	Hospital	Pfizer	3900
12/16/2020	51	Wayne	Wayne County Health Department	Region 2S	Local Health Department	Pfizer	1950
12/16/2020	51	Wexford	District Health Department 10	Region 7	Hospital	Pfizer	975

# PUBLIC USE DATASETS

## COVID-19 Vaccine Doses Administered

### README

#### **Where does the vaccination data come from?**

This report is created by the Michigan Department of Health and Human Services Division of Immunization from data reported to the Michigan Care Improvement Registry (MCIR).

#### **How is COVID vaccination coverage calculated?**

Vaccination coverage is an estimated percentage of people within a specified geographical area or age group who have received the COVID vaccine.

MCIR data are used for the numerator (i.e., number of COVID vaccine doses reported) and US Census estimates are used for the population denominator (i.e., total number of persons living in Michigan).

There are two vaccination coverage estimates. The percentage of individuals who have received one dose and the percentage who have received two doses (separated by the recommended number of days.)

County is based on the county of residence.

#### **Is COVID vaccination administration required to be reported?**

Michigan's immunization providers are required to report COVID vaccination to the MCIR within 24 hours of administration.

#### **How often are these data updated?**

These data will be updated Monday through Saturday. Previously reported numbers of administered vaccine doses may change as new data are received. A possible lag in reporting vaccine doses will result in increases in numbers previously reported.

### COVID-19 VACCINE DOSES ADMINISTERED 2020-12-17

Data as of	Week	Sex	Age	Vaccine Type	Facility Type	Number of Doses
12/14/2020	51	F	30-39 years	Pfizer	Hospital	3
12/14/2020	51	F	40-49 years	Pfizer	Hospital	1
12/14/2020	51	F	60-69 years	Pfizer	Hospital	1
12/14/2020	51	M	20-29 years	Pfizer	Hospital	1
12/14/2020	51	M	30-39 years	Pfizer	Hospital	1
12/14/2020	51	M	40-49 years	Pfizer	Hospital	2
12/15/2020	51	F	20-29 years	Pfizer	Hospital	40
12/15/2020	51	F	30-39 years	Pfizer	Hospital	79
12/15/2020	51	F	40-49 years	Pfizer	Hospital	38
12/15/2020	51	F	50-59 years	Pfizer	Hospital	27
12/15/2020	51	F	60-69 years	Pfizer	Hospital	22
12/15/2020	51	F	missing	Pfizer	Hospital	1
12/15/2020	51	M	20-29 years	Pfizer	Hospital	23
12/15/2020	51	M	30-39 years	Pfizer	Hospital	44
12/15/2020	51	M	40-49 years	Pfizer	Hospital	38
12/15/2020	51	M	50-59 years	Pfizer	Hospital	1
12/16/2020	51	F	16-19 years	Pfizer	Hospital	1
12/16/2020	51	F	20-29 years	Pfizer	Hospital	102
12/16/2020	51	F	30-39 years	Pfizer	Hospital	128
12/16/2020	51	F	40-49 years	Pfizer	Hospital	89
12/16/2020	51	F	50-59 years	Pfizer	Hospital	90
12/16/2020	51	F	60-69 years	Pfizer	Hospital	49
12/16/2020	51	F	70+ years	Pfizer	Hospital	4
12/16/2020	51	F	missing	Pfizer	Hospital	1
12/16/2020	51	M	20-29 years	Pfizer	Hospital	32
12/16/2020	51	M	30-39 years	Pfizer	Hospital	98
12/16/2020	51	M	40-49 years	Pfizer	Hospital	72
12/16/2020	51	M	50-59 years	Pfizer	Hospital	14
12/16/2020	51	M	50-59 years	Pfizer	Hospital	37
12/16/2020	51	M	60-69 years	Pfizer	Hospital	11
12/16/2020	51	M	60-69 years	Pfizer	Hospital	22
12/16/2020	51	M	70+ years	Pfizer	Hospital	5
12/16/2020	51	M	70+ years	Pfizer	Hospital	1