



Western Michigan University
ScholarWorks at WMU

Michigan COVID-19 Vaccine Data

Michigan COVID-19 State Data

12-18-2020

2020-12-18_MichiganOverview_COVIDVaccinestats

Michigan Department of Health & Human Services

Follow this and additional works at: <https://scholarworks.wmich.edu/michigan-covid-data-state-vaccine>



Part of the Public Health Commons

WMU ScholarWorks Citation

Michigan Department of Health & Human Services, "2020-12-18_MichiganOverview_COVIDVaccinestats" (2020). *Michigan COVID-19 Vaccine Data*. 44.

<https://scholarworks.wmich.edu/michigan-covid-data-state-vaccine/44>

This Article is brought to you for free and open access by the Michigan COVID-19 State Data at ScholarWorks at WMU. It has been accepted for inclusion in Michigan COVID-19 Vaccine Data by an authorized administrator of ScholarWorks at WMU. For more information, please contact wmu-scholarworks@wmich.edu.

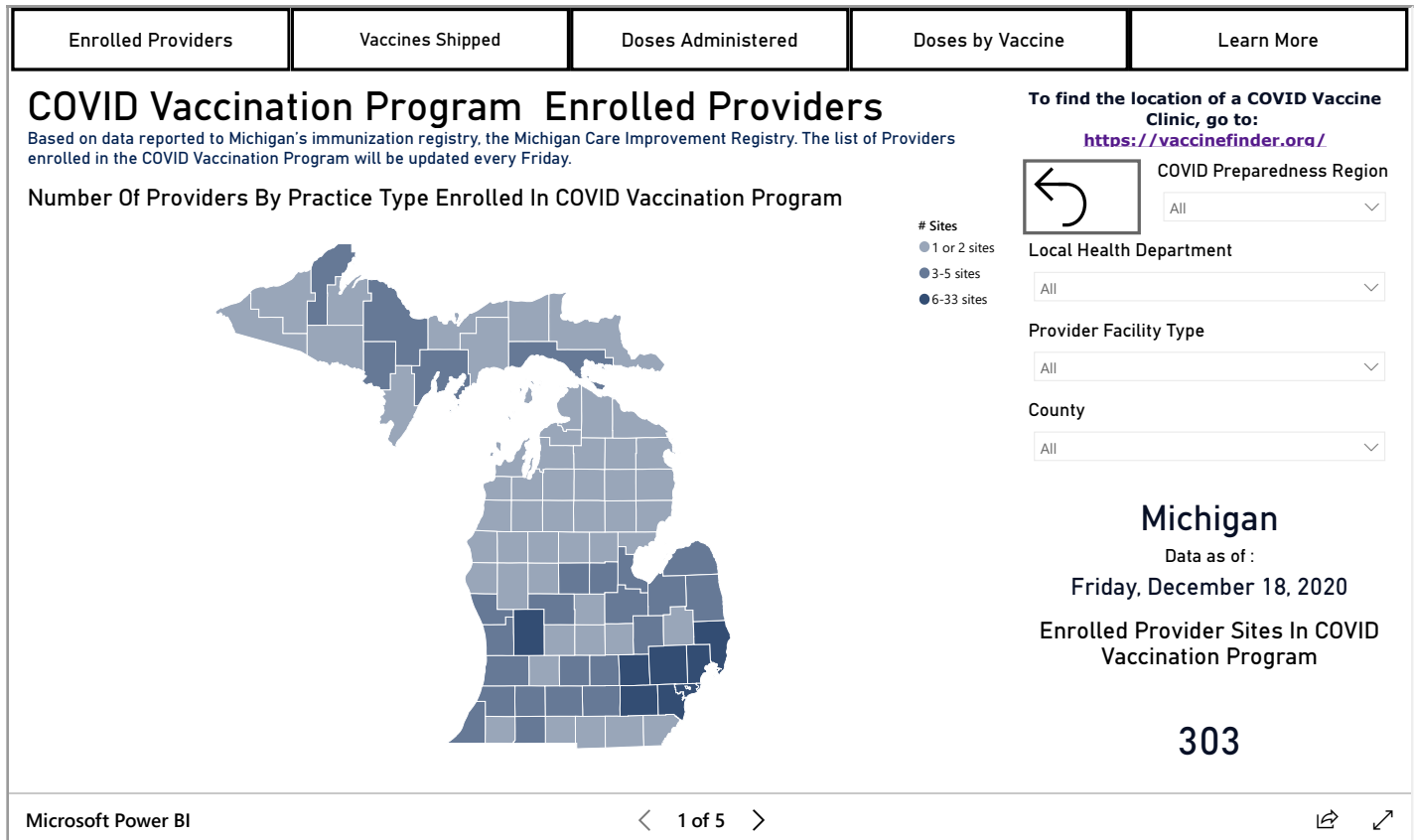


Coronavirus

CORONAVIRUS / RESOURCES / COVID-19 VACCINE



COVID-19 Vaccine Dashboard



PUBLIC USE DATASETS

(Downloadable .xlsx files)

COVID-19 Vaccines Shipped To Providers

COVID-19 Vaccine Doses Administered

RELATED CONTENT

How mRNA vaccines work

Frequently Asked Questions



MICHIGAN.GOV HOME
 ADA
 MICHIGAN NEWS
 POLICIES

COPYRIGHT 2020 STATE OF MICHIGAN

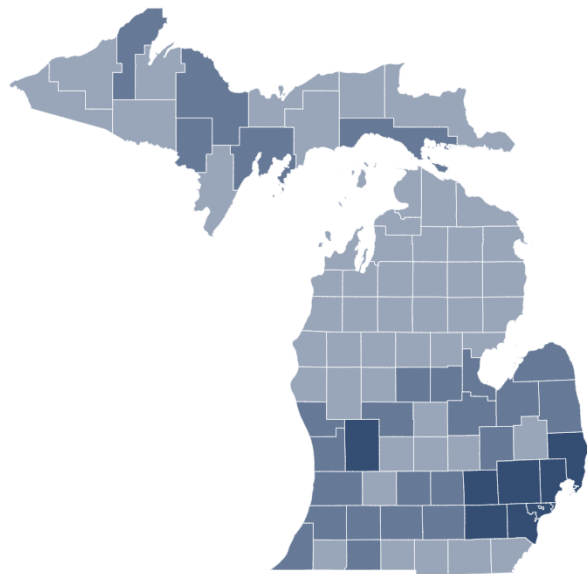


[Enrolled Providers](#)[Vaccines Shipped](#)[Doses Administered](#)[Doses by Vaccine](#)[Learn More](#)

COVID Vaccination Program Enrolled Providers

Based on data reported to Michigan's immunization registry, the Michigan Care Improvement Registry. The list of Providers enrolled in the COVID Vaccination Program will be updated every Friday.

Number Of Providers By Practice Type Enrolled In COVID Vaccination Program



Sites

- 1 or 2 sites
- 3-5 sites
- 6-33 sites

To find the location of a COVID Vaccine Clinic, go to:

<https://vaccinefinder.org/>



COVID Preparedness Region

All

Local Health Department

All

Provider Facility Type

All

County

All

Michigan

Data as of :

Friday, December 18, 2020

Enrolled Provider Sites In COVID
Vaccination Program

303

Enrolled Providers

Vaccines Shipped

Doses Administered

Doses by Vaccine

Learn More

COVID Vaccine Distribution



Preparedness Region

All

Local Health Department

All

Year

All

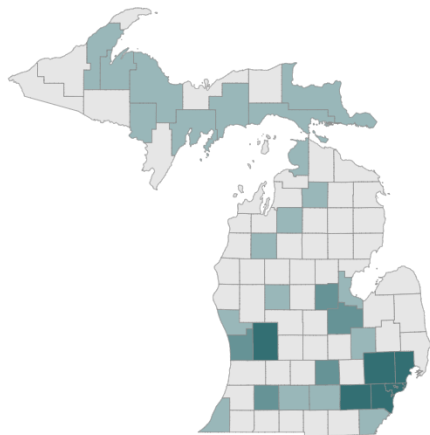
Vaccine Type

All

Michigan

Date as of :

December 17, 2020

COVID Vaccine Distribution by Preparedness Region,
County

Vaccines Shipped

975-1950

2925-3900

4875-12675

84,825

Vaccines Distributed

303

COVID Vaccine Enrolled Sites

Provider Facility Type

Pfizer

Total

Local Health Department

18,525

18,525

Hospital

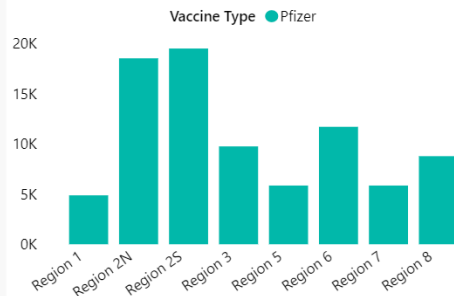
66,300

66,300

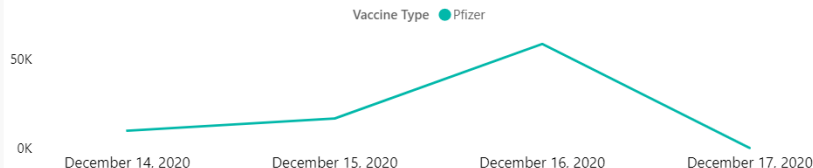
Total Doses

84,825

84,825

Vaccines Distributed in Preparedness Region
(units in K = Thousand)

Vaccines Distributed by Date (units in K = Thousand)



[Enrolled Providers](#)[Vaccines Shipped](#)[Doses Administered](#)[Doses by Vaccine](#)[Learn More](#)

COVID Vaccine Doses Administered

Based on data reported to Michigan's immunization registry, the Michigan Care Improvement Registry.



Michigan

Provider Facility Type

All

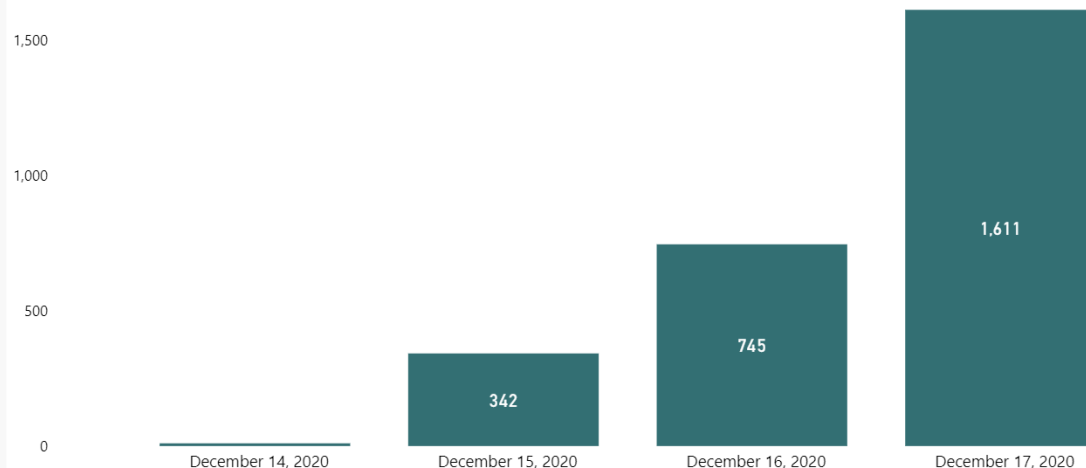
Month

All

Data as of:

December 17, 2020

COVID Vaccine Doses Administered by Date



Age Group

All

Number of COVID
Vaccine Doses
Administered

2,708

Enrolled Providers

Vaccines Shipped

Doses Administered

Doses by Vaccine

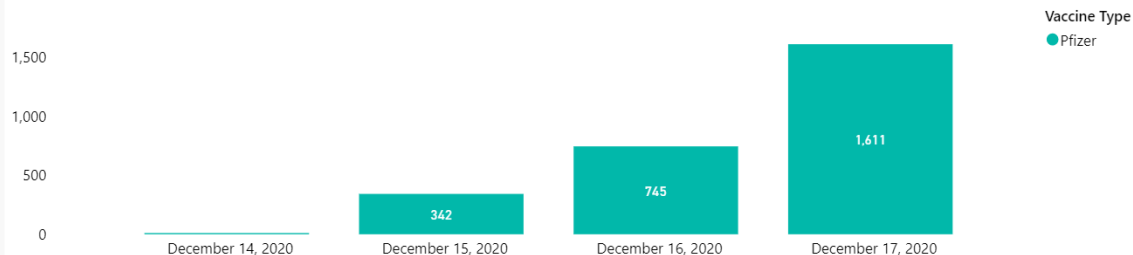
Learn More

COVID Vaccine Doses Administered - Vaccine Type and Provider Facility Type



Based on data reported to Michigan's immunization registry, the Michigan Care Improvement Registry.

COVID Vaccine Doses Administered by Vaccine Type



Month

All

Week

51

51

COVID Vaccine Doses Administered by Provider Facility Type (units in K=1000)



Pfizer

2,708

Number of Doses Administered

Learn More...

Where can I get more information about COVID-19 vaccine?

For healthcare provider information about COVID-19 vaccine, visit the MDHHS website [COVID-19 Vaccine Provider Guidance & Educational Resources](#)

For frequently asked questions (FAQs) related to COVID-19 vaccine, visit the MDHHS [Frequently Asked Questions for the Public](#)

Where does the vaccination data come from?

This report is created by the Michigan Department of Health and Human Services Division of Immunization from data reported to the Michigan Care Improvement Registry (MCIR).

How is COVID vaccination coverage calculated?

Vaccination coverage is an estimated percentage of people within a specified geographical area or age group who have received the COVID vaccine.

MCIR data are used for the numerator (i.e., number of COVID vaccine doses reported) and US Census estimates are used for the population denominator (i.e., total number of persons living in Michigan).

There are two vaccination coverage estimates. The percentage of individuals who have received one dose and the percentage who have received two doses (separated by the recommended number of days.)

County is based on the county of residence.

Is COVID vaccination administration required to be reported?

Michigan's immunization providers are required to report COVID vaccination to the MCIR within 24 hours of administration.

How often are these data updated?

These data will be updated Monday through Saturday. Previously reported numbers of administered vaccine doses may change as new data are received. A possible lag in reporting vaccine doses will result in increases in numbers previously reported.

PUBLIC USE DATASETS

COVID-19 Vaccines Shipped to Providers

README

Where does the vaccination data come from?

This report is created by the Michigan Department of Health and Human Services Division of Immunization from data reported to the Michigan Care Improvement Registry (MCIR).

How is COVID vaccination coverage calculated?

Vaccination coverage is an estimated percentage of people within a specified geographical area or age group who have received the COVID vaccine.

MCIR data are used for the numerator (i.e., number of COVID vaccine doses reported) and US Census estimates are used for the population denominator (i.e., total number of persons living in Michigan).

There are two vaccination coverage estimates. The percentage of individuals who have received one dose and the percentage who have received two doses (separated by the recommended number of days.)

County is based on the county of residence.

Is COVID vaccination administration required to be reported?

Michigan's immunization providers are required to report COVID vaccination to the MCIR within 24 hours of administration.

How often are these data updated?

These data will be updated Monday through Saturday. Previously reported numbers of administered vaccine doses may change as new data are received. A possible lag in reporting vaccine doses will result in increases in numbers previously reported.

COVID-19 VACCINES SHIPPED TO PROVIDERS 2020-12-18

Data as of	Week	County	Local Health Department	Preparedness Region	Facility Type	Vaccine Type	Vaccines Shipped
12/14/2020	51	Kent	Kent County Health Department	Region 6	Hospital	Pfizer	1950
12/14/2020	51	Midland	Midland County Health Department	Region 3	Hospital	Pfizer	2925
12/14/2020	51	Oakland	Oakland County Health Department	Region 2N	Hospital	Pfizer	2925
12/14/2020	51	Washtenaw	Washtenaw County Health Department	Region 2S	Hospital	Pfizer	1950
12/15/2020	51	Detroit	City of Detroit Health Department	Region 2S	Hospital	Pfizer	3900
12/15/2020	51	Emmet	Northwest Michigan County Health Association	Region 7	Hospital	Pfizer	975
12/15/2020	51	Genesee	Genesee County Health Department	Region 3	Hospital	Pfizer	975
12/15/2020	51	Kent	Kent County Health Department	Region 6	Hospital	Pfizer	975
12/15/2020	51	Marquette	Marquette County Health Department	Region 8	Hospital	Pfizer	975
12/15/2020	51	Mecosta	District Health Department 10	Region 6	Hospital	Pfizer	975
12/15/2020	51	Oakland	Oakland County Health Department	Region 2N	Hospital	Pfizer	4875
12/15/2020	51	Ottawa	Ottawa County Health Department	Region 6	Hospital	Pfizer	975
12/15/2020	51	Wayne	Wayne County Health Department	Region 2S	Hospital	Pfizer	1950
12/16/2020	51	Baraga	Western UP District Health Department	Region 8	Hospital	Pfizer	975
12/16/2020	51	Bay	Bay County Health Department	Region 3	Hospital	Pfizer	975
12/16/2020	51	Bay	Bay County Health Department	Region 3	Local Health Department	Pfizer	975
12/16/2020	51	Berrien	Berrien County Health Department	Region 5	Hospital	Pfizer	975
12/16/2020	51	Calhoun	Calhoun County Health Department	Region 5	Local Health Department	Pfizer	975
12/16/2020	51	Chippewa	Chippewa County Health Department	Region 8	Hospital	Pfizer	975
12/16/2020	51	Delta	Public Health Delta & Menominee	Region 8	Hospital	Pfizer	975
12/16/2020	51	Detroit	City of Detroit Health Department	Region 2S	Hospital	Pfizer	1950
12/16/2020	51	Dickinson	Dickinson-Iron County District Health Department	Region 8	Hospital	Pfizer	975
12/16/2020	51	Gd. Traverse	Grand Traverse County Health Department	Region 7	Hospital	Pfizer	975
12/16/2020	51	Gd. Traverse	Grand Traverse County Health Department	Region 7	Local Health Department	Pfizer	975
12/16/2020	51	Genesee	Genesee County Health Department	Region 3	Hospital	Pfizer	975
12/16/2020	51	Houghton	Western UP District Health Department	Region 8	Hospital	Pfizer	975
12/16/2020	51	Ingham	Ingham County Health Department	Region 1	Hospital	Pfizer	2925
12/16/2020	51	Ingham	Ingham County Health Department	Region 1	Local Health Department	Pfizer	975
12/16/2020	51	Jackson	Jackson County Health Department	Region 1	Hospital	Pfizer	975
12/16/2020	51	Kalamazoo	Kalamazoo County Health Department	Region 5	Hospital	Pfizer	2925
12/16/2020	51	Kalamazoo	Kalamazoo County Health Department	Region 5	Local Health Department	Pfizer	975
12/16/2020	51	Kalkaska	District Health Department 10	Region 7	Hospital	Pfizer	975
12/16/2020	51	Kent	Kent County Health Department	Region 6	Hospital	Pfizer	975
12/16/2020	51	Kent	Kent County Health Department	Region 6	Local Health Department	Pfizer	1950
12/16/2020	51	Mackinac	Luce-Mackinaw-Alger-Schoolcraft-District-Health Department	Region 8	Hospital	Pfizer	975
12/16/2020	51	Macomb	Macomb County Health Department	Region 2N	Hospital	Pfizer	3900
12/16/2020	51	Macomb	Macomb County Health Department	Region 2N	Local Health Department	Pfizer	1950
12/16/2020	51	Marquette	Marquette County Health Department	Region 8	Local Health Department	Pfizer	975
12/16/2020	51	Monroe	Monroe County Health Department	Region 2S	Hospital	Pfizer	975
12/16/2020	51	Muskegon	Muskegon County Health Department	Region 6	Hospital	Pfizer	1950
12/16/2020	51	Oakland	Oakland County Health Department	Region 2N	Hospital	Pfizer	2925

12/16/2020	51	Oakland	Oakland County Health Department	Region 2N	Local Health Department	Pfizer	1950
12/16/2020	51	Otsego	Northwest Michigan County Health Association	Region 7	Local Health Department	Pfizer	975
12/16/2020	51	Ottawa	Ottawa County Health Department	Region 6	Hospital	Pfizer	975
12/16/2020	51	Ottawa	Ottawa County Health Department	Region 6	Local Health Department	Pfizer	975
12/16/2020	51	Saginaw	Saginaw County Health Department	Region 3	Hospital	Pfizer	1950
12/16/2020	51	Saginaw	Saginaw County Health Department	Region 3	Local Health Department	Pfizer	975
12/16/2020	51	Schoolcraft	Luce-Mackinaw-Alger-Schoolcraft-District-Health Department	Region 8	Hospital	Pfizer	975
12/16/2020	51	Washtenaw	Washtenaw County Health Department	Region 2S	Hospital	Pfizer	975
12/16/2020	51	Washtenaw	Washtenaw County Health Department	Region 2S	Local Health Department	Pfizer	1950
12/16/2020	51	Wayne	Wayne County Health Department	Region 2S	Hospital	Pfizer	3900
12/16/2020	51	Wayne	Wayne County Health Department	Region 2S	Local Health Department	Pfizer	1950
12/16/2020	51	Wexford	District Health Department 10	Region 7	Hospital	Pfizer	975
12/17/2020	51	Michigan	All Local Health Departments	All Regions	All Facilities	All Vaccine Types	0

PUBLIC USE DATASETS

COVID-19 Vaccine Doses Administered

README

Where does the vaccination data come from?

This report is created by the Michigan Department of Health and Human Services Division of Immunization from data reported to the Michigan Care Improvement Registry (MCIR).

How is COVID vaccination coverage calculated?

Vaccination coverage is an estimated percentage of people within a specified geographical area or age group who have received the COVID vaccine.

MCIR data are used for the numerator (i.e., number of COVID vaccine doses reported) and US Census estimates are used for the population denominator (i.e., total number of persons living in Michigan).

There are two vaccination coverage estimates. The percentage of individuals who have received one dose and the percentage who have received two doses (separated by the recommended number of days.)

County is based on the county of residence.

Is COVID vaccination administration required to be reported?

Michigan's immunization providers are required to report COVID vaccination to the MCIR within 24 hours of administration.

How often are these data updated?

These data will be updated Monday through Saturday. Previously reported numbers of administered vaccine doses may change as new data are received. A possible lag in reporting vaccine doses will result in increases in numbers previously reported.

COVID-19 VACCINE DOSES ADMINISTERED 2020-12-18

Data as of	Week	Sex	Age	Vaccine Type	Facility Type	Number of Doses
12/14/2020	51	F	30-39 years	Pfizer	Hopsital	3
12/14/2020	51	F	40-49 years	Pfizer	Hopsital	1
12/14/2020	51	F	60-69 years	Pfizer	Hopsital	1
12/14/2020	51	M	20-29 years	Pfizer	Hopsital	1
12/14/2020	51	M	30-39 years	Pfizer	Hopsital	1
12/14/2020	51	M	40-49 years	Pfizer	Hopsital	2
12/14/2020	51	M	50-59 years	Pfizer	Hopsital	1
12/15/2020	51	F	20-29 years	Pfizer	Hopsital	40
12/15/2020	51	F	30-39 years	Pfizer	Hopsital	79
12/15/2020	51	F	40-49 years	Pfizer	Hopsital	38
12/15/2020	51	F	50-59 years	Pfizer	Hopsital	27
12/15/2020	51	F	60-69 years	Pfizer	Hopsital	22
12/15/2020	51	F	missing	Pfizer	Hopsital	1
12/15/2020	51	M	20-29 years	Pfizer	Hopsital	23
12/15/2020	51	M	30-39 years	Pfizer	Hopsital	44
12/15/2020	51	M	40-49 years	Pfizer	Hopsital	38
12/15/2020	51	M	50-59 years	Pfizer	Hopsital	14
12/15/2020	51	M	60-69 years	Pfizer	Hopsital	11
12/15/2020	51	M	70-79 years	Pfizer	Hopsital	4
12/15/2020	51	M	80+ years	Pfizer	Hopsital	1
12/16/2020	51	F	16-19 years	Pfizer	Hopsital	1
12/16/2020	51	F	20-29 years	Pfizer	Hopsital	103
12/16/2020	51	F	30-39 years	Pfizer	Hopsital	132
12/16/2020	51	F	40-49 years	Pfizer	Hopsital	94
12/16/2020	51	F	50-59 years	Pfizer	Hopsital	93
12/16/2020	51	F	60-69 years	Pfizer	Hopsital	50
12/16/2020	51	F	70-79 years	Pfizer	Hopsital	4
12/16/2020	51	F	missing	Pfizer	Hopsital	1
12/16/2020	51	M	20-29 years	Pfizer	Hopsital	32
12/16/2020	51	M	30-39 years	Pfizer	Hopsital	100
12/16/2020	51	M	40-49 years	Pfizer	Hopsital	74

12/16/2020	51	M	50-59 years	Pfizer	Hopsital	37
12/16/2020	51	M	60-69 years	Pfizer	Hopsital	23
12/16/2020	51	M	70-79 years	Pfizer	Hopsital	1
12/17/2020	51	F	20-29 years	Pfizer	Hopsital	124
12/17/2020	51	F	30-39 years	Pfizer	Hopsital	292
12/17/2020	51	F	40-49 years	Pfizer	Hopsital	253
12/17/2020	51	F	50-59 years	Pfizer	Hopsital	175
12/17/2020	51	F	60-69 years	Pfizer	Hopsital	93
12/17/2020	51	F	70-79 years	Pfizer	Hopsital	10
12/17/2020	51	F	missing	Pfizer	Hopsital	2
12/17/2020	51	M	20-29 years	Pfizer	Hopsital	95
12/17/2020	51	M	30-39 years	Pfizer	Hopsital	199
12/17/2020	51	M	40-49 years	Pfizer	Hopsital	144
12/17/2020	51	M	50-59 years	Pfizer	Hopsital	122
12/17/2020	51	M	60-69 years	Pfizer	Hopsital	80
12/17/2020	51	M	70-79 years	Pfizer	Hopsital	18
12/17/2020	51	M	80+ years	Pfizer	Hopsital	1
12/17/2020	51	U	50-59 years	Pfizer	Hopsital	2
12/17/2020	51	U	60-69 years	Pfizer	Hopsital	1