



Western Michigan University
ScholarWorks at WMU

Michigan COVID-19 Vaccine Data

Michigan COVID-19 State Data

12-22-2020

2020-12-22_MichiganOverview_COVIDVaccinestats

Michigan Department of Health & Human Services

Follow this and additional works at: <https://scholarworks.wmich.edu/michigan-covid-data-state-vaccine>



Part of the Public Health Commons

WMU ScholarWorks Citation

Michigan Department of Health & Human Services, "2020-12-22_MichiganOverview_COVIDVaccinestats" (2020). *Michigan COVID-19 Vaccine Data*. 42.

<https://scholarworks.wmich.edu/michigan-covid-data-state-vaccine/42>

This Article is brought to you for free and open access by the Michigan COVID-19 State Data at ScholarWorks at WMU. It has been accepted for inclusion in Michigan COVID-19 Vaccine Data by an authorized administrator of ScholarWorks at WMU. For more information, please contact wmu-scholarworks@wmich.edu.



Coronavirus

MI SAFE START

CONTAIN COVID

RESOURCES

PRESS RELEASES

DONATE

VIDEO UPDATES

CORONAVIRUS / RESOURCES / COVID-19 VACCINE

COVID-19 Vaccine Dashboard

Enrolled Providers

Vaccines Shipped

Doses Administered

Doses by Vaccine

Doses Metrics

Learn More

COVID Vaccination Program Enrolled Providers

Based on data reported to Michigan’s immunization registry, the Michigan Care Improvement Registry. The list of Providers enrolled in the COVID Vaccination Program will be updated every Friday.

Number Of Providers By Practice Type Enrolled In COVID Vaccination Program

1 or 2 sites

3-5 sites

6-33 sites

To find the location of a COVID Vaccine Clinic, go to:
<https://vaccinefinder.org/>

COVID Preparedness Region

All

Local Health Department

All

Provider Facility Type

All

County

All

Michigan

Data as of :
Friday, December 18, 2020

Enrolled Provider Sites In COVID Vaccination Program

303

Microsoft Power BI

< 1 of 6 >

PUBLIC USE DATASETS

(Downloadable .xlsx files)

COVID-19 Vaccines Shipped To Providers

COVID-19 Vaccine Doses Administered

MICHIGAN.GOV HOME
ADA
MICHIGAN NEWS
POLICIES

COPYRIGHT 2020 STATE OF MICHIGAN

Have questions?
Chat with Robin

https://www.michigan.gov/coronavirus/0,9753,7-406-98178_103214_103272-547150--,00.html

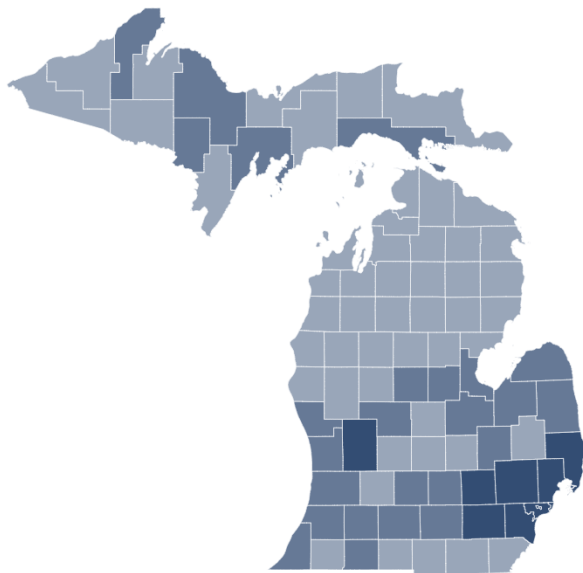
1/1

[Enrolled Providers](#)[Vaccines Shipped](#)[Doses Administered](#)[Doses by Vaccine](#)[Doses Metrics](#)[Learn More](#)

COVID Vaccination Program Enrolled Providers

Based on data reported to Michigan's immunization registry, the Michigan Care Improvement Registry. The list of Providers enrolled in the COVID Vaccination Program will be updated every Friday.

Number Of Providers By Practice Type Enrolled In COVID Vaccination Program



Sites

- 1 or 2 sites
- 3-5 sites
- 6-33 sites

To find the location of a COVID Vaccine Clinic, go to:

<https://vaccinefinder.org/>



COVID Preparedness Region

All

Local Health Department

All

Provider Facility Type

All

County

All

Michigan

Data as of :

Friday, December 18, 2020

Enrolled Provider Sites In COVID
Vaccination Program

303

Enrolled Providers

Vaccines Shipped

Doses Administered

Doses by Vaccine

Doses Metrics

Learn More

COVID Vaccine Distribution



Preparedness Region

All

Local Health Department

All

Week

All

Vaccine Type

All

Distribution Date

12/14/2020

12/21/2020

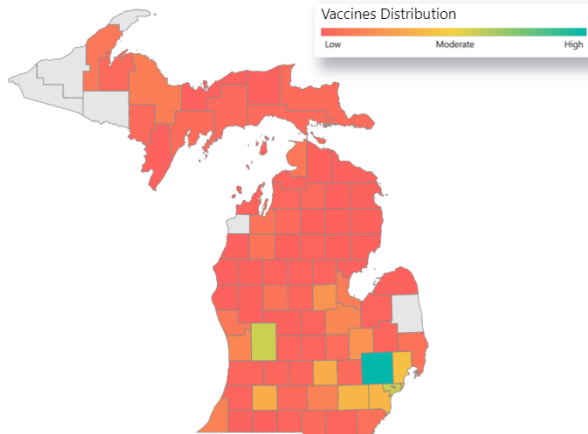


Michigan

Date as of :

December 21, 2020

COVID Vaccine Distribution by Preparedness Region, County



166,775

Vaccines Distributed

303

COVID Vaccine Enrolled Sites

Provider Facility Type

Moderna

Pfizer

1

Local Health Department

21,500

21,450

Hospital

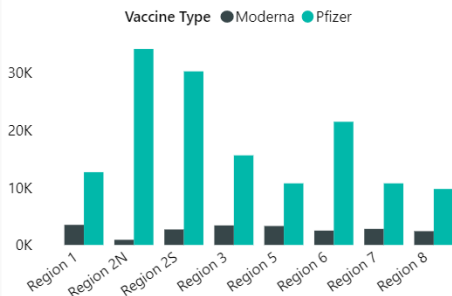
123,825

Total Doses

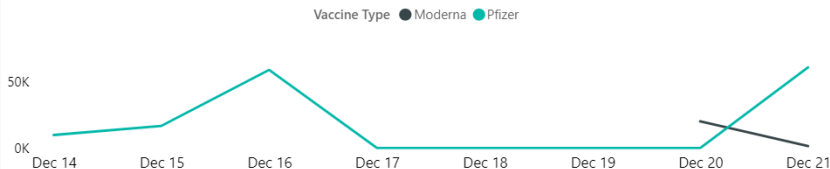
21,500

145,275

Vaccines Distributed in Preparedness Region (units in K = Thousand)



Vaccines Distributed by Date (units in K = Thousand)



[Enrolled Providers](#)[Vaccines Shipped](#)[Doses Administered](#)[Doses by Vaccine](#)[Doses Metrics](#)[Learn More](#)

COVID Vaccine Doses Administered

Based on data reported to Michigan's immunization registry, the Michigan Care Improvement Registry.



Michigan

Provider Facility Type

All

Week

All

Data as of:

December 21, 2020

COVID Vaccine Doses Administered by Date (units in K = Thousand)

10K

8K

6K

4K

2K

0K

December 14,
2020

December 15,
2020

December 16,
2020

December 17,
2020

December 18,
2020

December 19,
2020

December 20,
2020

December 21,
2020

830

2,198

8,814

3,330

1,573

9,636

Age Group

All

Number of COVID
Vaccine Doses
Administered

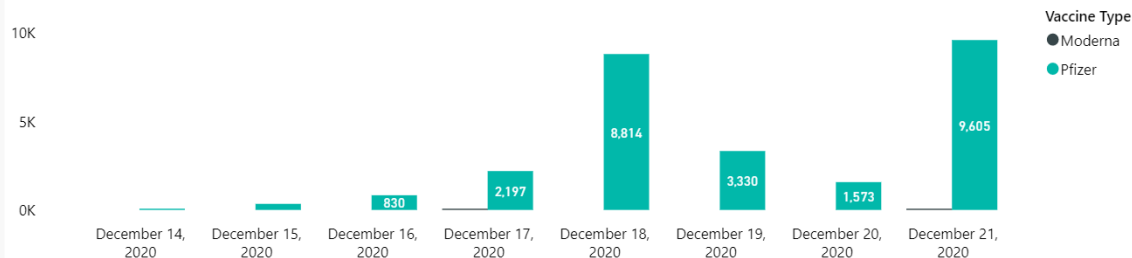
26,737

COVID Vaccine Doses Administered - Vaccine Type and Provider Facility Type



Based on data reported to Michigan's immunization registry, the Michigan Care Improvement Registry.

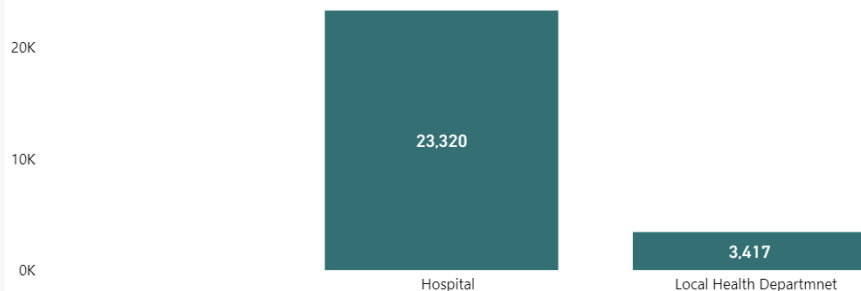
COVID Vaccine Doses Administered by Vaccine Type (units in K = 1000)



Month

Week

COVID Vaccine Doses Administered by Provider Facility Type (units in K=1000)



Pfizer

26,705

Number of Doses Administered

Moderna

32

Number of Doses Administered

[Enrolled Providers](#)[Vaccines Shipped](#)[Doses Administered](#)[Doses by Vaccine](#)[Doses Metrics](#)[Learn More](#)

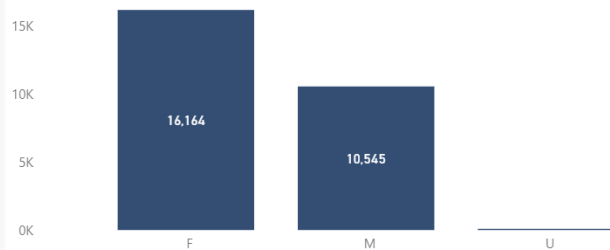
COVID Vaccine Doses Administered by Sex, Age Group



Data as of :

December 21, 2020

COVID Doses Administered by Sex (units in K = 1000)



Provider Facility Type

Administered Date

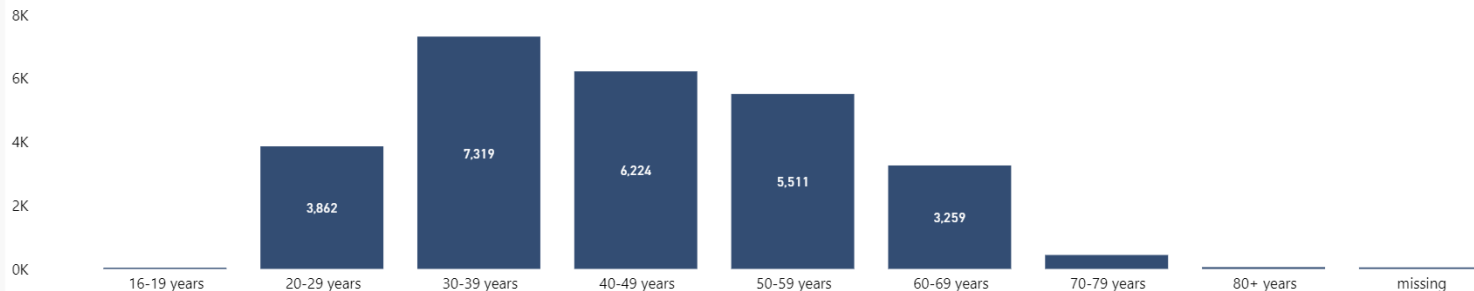


Vaccine Type

Week



COVID Vaccine Doses Administered by Age Group (units in K = 1000)



Learn More...

Where can I get more information about COVID-19 vaccine?

For healthcare provider information about COVID-19 vaccine, visit the MDHHS website [COVID-19 Vaccine Provider Guidance & Educational Resources](#)
For frequently asked questions (FAQs) related to COVID-19 vaccine, visit the MDHHS [Frequently Asked Questions for the Public](#)

Where does the vaccination data come from?

This report is created by the Michigan Department of Health and Human Services Division of Immunization from data reported to the Michigan Care Improvement Registry (MCIR).

How is COVID vaccination coverage calculated?

Vaccination coverage is an estimated percentage of people within a specified geographical area or age group who have received the COVID vaccine. MCIR data are used for the numerator (i.e., number of COVID vaccine doses reported) and US Census estimates are used for the population denominator (i.e., total number of persons living in Michigan).
There are two vaccination coverage estimates. The percentage of individuals who have received one dose and the percentage who have received two doses (separated by the recommended number of days.)
County is based on the county of residence.

Is COVID vaccination administration required to be reported?

Michigan's immunization providers are required to report COVID vaccination to the MCIR within 24 hours of administration.

How often are these data updated?

These data will be updated Monday through Saturday. Previously reported numbers of administered vaccine doses may change as new data are received. A possible lag in reporting vaccine doses will result in increases in numbers previously reported.

PUBLIC USE DATASETS

COVID-19 Vaccines Shipped to Providers

README

Where does the vaccination data come from?

This report is created by the Michigan Department of Health and Human Services Division of Immunization from data reported to the Michigan Care Improvement Registry (MCIR).

How is COVID vaccination coverage calculated?

Vaccination coverage is an estimated percentage of people within a specified geographical area or age group who have received the COVID vaccine.

MCIR data are used for the numerator (i.e., number of COVID vaccine doses reported) and US Census estimates are used for the population denominator (i.e., total number of persons living in Michigan).

There are two vaccination coverage estimates. The percentage of individuals who have received one dose and the percentage who have received two doses (separated by the recommended number of days.)

County is based on the county of residence.

Is COVID vaccination administration required to be reported?

Michigan's immunization providers are required to report COVID vaccination to the MCIR within 24 hours of administration.

How often are these data updated?

These data will be updated Monday through Saturday. Previously reported numbers of administered vaccine doses may change as new data are received. A possible lag in reporting vaccine doses will result in increases in numbers previously reported.

COVID-19 VACCINES SHIPPED 2020-12-22

Data as of	Week	County	Local Health Department	Preparedness Region	Facility Type	Vaccine Type	Vaccines Shipped
12/14/2020	51	Kent	Kent County Health Department	Region 6	Hospital	Pfizer	1950
12/14/2020	51	Midland	Midland County Health Department	Region 3	Hospital	Pfizer	2925
12/14/2020	51	Oakland	Oakland County Health Department	Region 2N	Hospital	Pfizer	2925
12/14/2020	51	Washtenaw	Washtenaw County Health Department	Region 2S	Hospital	Pfizer	1950
12/15/2020	51	Detroit	City of Detroit Health Department	Region 2S	Hospital	Pfizer	3900
12/15/2020	51	Emmet	Northwest Michigan County Health Association	Region 7	Hospital	Pfizer	975
12/15/2020	51	Genesee	Genesee County Health Department	Region 3	Hospital	Pfizer	975
12/15/2020	51	Kent	Kent County Health Department	Region 6	Hospital	Pfizer	975
12/15/2020	51	Marquette	Marquette County Health Department	Region 8	Hospital	Pfizer	975
12/15/2020	51	Mecosta	District Health Department 10	Region 6	Hospital	Pfizer	975
12/15/2020	51	Oakland	Oakland County Health Department	Region 2N	Hospital	Pfizer	4875
12/15/2020	51	Ottawa	Ottawa County Health Department	Region 6	Hospital	Pfizer	975
12/15/2020	51	Wayne	Wayne County Health Department	Region 2S	Hospital	Pfizer	1950
12/16/2020	51	Baraga	Western UP District Health Department	Region 8	Hospital	Pfizer	975
12/16/2020	51	Bay	Bay County Health Department	Region 3	Hospital	Pfizer	975
12/16/2020	51	Bay	Bay County Health Department	Region 3	Local Health Department	Pfizer	975
12/16/2020	51	Berrien	Berrien County Health Department	Region 5	Hospital	Pfizer	975
12/16/2020	51	Calhoun	Calhoun County Health Department	Region 5	Local Health Department	Pfizer	975
12/16/2020	51	Chippewa	Chippewa County Health Department	Region 8	Hospital	Pfizer	975
12/16/2020	51	Delta	Public Health Delta & Menominee	Region 8	Hospital	Pfizer	975
12/16/2020	51	Detroit	City of Detroit Health Department	Region 2S	Hospital	Pfizer	1950
12/16/2020	51	Dickinson	Dickinson-Iron County District Health Department	Region 8	Hospital	Pfizer	975
12/16/2020	51	Gd. Traverse	Grand Traverse County Health Department	Region 7	Hospital	Pfizer	975
12/16/2020	51	Gd. Traverse	Grand Traverse County Health Department	Region 7	Local Health Department	Pfizer	975
12/16/2020	51	Genesee	Genesee County Health Department	Region 3	Hospital	Pfizer	975
12/16/2020	51	Houghton	Western UP District Health Department	Region 8	Hospital	Pfizer	975
12/16/2020	51	Ingham	Ingham County Health Department	Region 1	Hospital	Pfizer	2925
12/16/2020	51	Ingham	Ingham County Health Department	Region 1	Local Health Department	Pfizer	975
12/16/2020	51	Jackson	Jackson County Health Department	Region 1	Hospital	Pfizer	975
12/16/2020	51	Kalamazoo	Kalamazoo County Health Department	Region 5	Hospital	Pfizer	2925
12/16/2020	51	Kalamazoo	Kalamazoo County Health Department	Region 5	Local Health Department	Pfizer	975
12/16/2020	51	Kalkaska	District Health Department 10	Region 7	Hospital	Pfizer	975
12/16/2020	51	Kent	Kent County Health Department	Region 6	Hospital	Pfizer	975
12/16/2020	51	Kent	Kent County Health Department	Region 6	Local Health Department	Pfizer	1950
12/16/2020	51	Mackinac	Luce-Mackinaw-Alger-Schoolcraft-District-Health Department	Region 8	Hospital	Pfizer	975
12/16/2020	51	Macomb	Macomb County Health Department	Region 2N	Hospital	Pfizer	3900
12/16/2020	51	Macomb	Macomb County Health Department	Region 2N	Local Health Department	Pfizer	1950
12/16/2020	51	Marquette	Marquette County Health Department	Region 8	Local Health Department	Pfizer	975
12/16/2020	51	Monroe	Monroe County Health Department	Region 2S	Hospital	Pfizer	975
12/16/2020	51	Muskegon	Muskegon County Health Department	Region 6	Hospital	Pfizer	1950
12/16/2020	51	Oakland	Oakland County Health Department	Region 2N	Hospital	Pfizer	2925
12/16/2020	51	Oakland	Oakland County Health Department	Region 2N	Local Health Department	Pfizer	1950
12/16/2020	51	Otsego	Northwest Michigan County Health Association	Region 7	Local Health Department	Pfizer	975
12/16/2020	51	Ottawa	Ottawa County Health Department	Region 6	Hospital	Pfizer	975

12/16/2020	51	Ottawa	Ottawa County Health Department	Region 6	Local Health Department	Pfizer	975
12/16/2020	51	Saginaw	Saginaw County Health Department	Region 3	Hospital	Pfizer	1950
12/16/2020	51	Saginaw	Saginaw County Health Department	Region 3	Local Health Department	Pfizer	975
12/16/2020	51	Schoolcraft	Luce-Mackinaw-Alger-Schoolcraft-District-Health Department	Region 8	Hospital	Pfizer	975
12/16/2020	51	Washtenaw	Washtenaw County Health Department	Region 2S	Hospital	Pfizer	975
12/16/2020	51	Washtenaw	Washtenaw County Health Department	Region 2S	Local Health Department	Pfizer	1950
12/16/2020	51	Wayne	Wayne County Health Department	Region 2S	Hospital	Pfizer	3900
12/16/2020	51	Wayne	Wayne County Health Department	Region 2S	Local Health Department	Pfizer	1950
12/16/2020	51	Wexford	District Health Department 10	Region 7	Hospital	Pfizer	975
12/17/2020	51	Michigan	All Local Health Departments	All Regions	All Facilities	All Vaccine Types	0
12/18/2020	51	Michigan	All Local Health Departments	All Regions	All Facilities	All Vaccine Types	0
12/19/2020	51	Michigan	All Local Health Departments	All Regions	All Facilities	All Vaccine Types	0
12/20/2020	52	Alcona	District Health Department 2	Region 3	Local Health Department	Moderna	100
12/20/2020	52	Alger	Luce-Mackinaw-Alger-Schoolcraft-District-Health Department	Region 8	Local Health Department	Moderna	100
12/20/2020	52	Allegan	Allegan County Health Department	Region 5	Local Health Department	Moderna	500
12/20/2020	52	Alpena	District Health Department 4	Region 7	Local Health Department	Moderna	200
12/20/2020	52	Antrim	Northwest Michigan County Health Association	Region 7	Local Health Department	Moderna	600
12/20/2020	52	Arenac	Central Michigan District Health Department	Region 3	Local Health Department	Moderna	200
12/20/2020	52	Barry	Barry-Eaton District Health Department	Region 5	Local Health Department	Moderna	500
12/20/2020	52	Berrien	Berrien County Health Department	Region 5	Local Health Department	Moderna	1400
12/20/2020	52	Charlevoix	Northwest Michigan County Health Association	Region 7	Local Health Department	Moderna	300
12/20/2020	52	Cheboygan	District Health Department 4	Region 7	Local Health Department	Moderna	100
12/20/2020	52	Chippewa	Chippewa County Health Department	Region 8	Local Health Department	Moderna	200
12/20/2020	52	Clare	Central Michigan District Health Department	Region 6	Local Health Department	Moderna	300
12/20/2020	52	Clinton	Mid Michigan District Health Department	Region 1	Local Health Department	Moderna	300
12/20/2020	52	Crawford	District Health Department 10	Region 7	Local Health Department	Moderna	100
12/20/2020	52	Delta	Public Health Delta & Menominee	Region 8	Local Health Department	Moderna	200
12/20/2020	52	Detroit	City of Detroit Health Department	Region 2S	Local Health Department	Moderna	2000
12/20/2020	52	Eaton	Barry-Eaton District Health Department	Region 1	Local Health Department	Moderna	500
12/20/2020	52	Emmet	Northwest Michigan County Health Association	Region 7	Local Health Department	Moderna	300
12/20/2020	52	Genesee	Genesee County Health Department	Region 3	Local Health Department	Moderna	1200
12/20/2020	52	Gladwin	Central Michigan District Health Department	Region 3	Local Health Department	Moderna	300
12/20/2020	52	Gratiot	Mid Michigan District Health Department	Region 1	Local Health Department	Moderna	300
12/20/2020	52	Hillsdale	Branch-Hillsdale-St.Joseph District Health Department	Region 1	Local Health Department	Moderna	100
12/20/2020	52	Houghton	Western UP District Health Department	Region 8	Local Health Department	Moderna	1500
12/20/2020	52	Huron	Huron County Health Department	Region 3	Local Health Department	Moderna	200
12/20/2020	52	Ionia	Ionia County Health Department	Region 6	Local Health Department	Moderna	300
12/20/2020	52	Iosco	District Health Department 2	Region 3	Local Health Department	Moderna	100
12/20/2020	52	Isabella	Central Michigan District Health Department	Region 6	Local Health Department	Moderna	400
12/20/2020	52	Jackson	Jackson County Health Department	Region 1	Local Health Department	Moderna	500
12/20/2020	52	Kalkaska	District Health Department 10	Region 7	Local Health Department	Moderna	100
12/20/2020	52	Lake	District Health Department 10	Region 6	Local Health Department	Moderna	100
12/20/2020	52	Lapeer	Lapeer County Health Department	Region 3	Local Health Department	Moderna	400
12/20/2020	52	Leelanau	Benzie-Leenalau Health District	Region 7	Local Health Department	Moderna	300
12/20/2020	52	Lenawee	Lenawee County Health Department	Region 1	Local Health Department	Moderna	500
12/20/2020	52	Luce	Luce-Mackinaw-Alger-Schoolcraft-District-Health Department	Region 8	Local Health Department	Moderna	100
12/20/2020	52	Mackinac	Luce-Mackinaw-Alger-Schoolcraft-District-Health Department	Region 8	Local Health Department	Moderna	100

12/20/2020	52	Manistee	District Health Department 10	Region 7	Local Health Department	Moderna	100
12/20/2020	52	Mason	District Health Department 10	Region 6	Local Health Department	Moderna	100
12/20/2020	52	Mecosta	District Health Department 10	Region 6	Local Health Department	Moderna	100
12/20/2020	52	Menominee	Public Health Delta & Menominee	Region 8	Local Health Department	Moderna	100
12/20/2020	52	Midland	Midland County Health Department	Region 3	Local Health Department	Moderna	400
12/20/2020	52	Missaukee	District Health Department 10	Region 7	Local Health Department	Moderna	100
12/20/2020	52	Monroe	Monroe County Health Department	Region 2S	Local Health Department	Moderna	700
12/20/2020	52	Montcalm	Mid Michigan District Health Department	Region 6	Local Health Department	Moderna	200
12/20/2020	52	Montmorency	District Health Department 4	Region 7	Local Health Department	Moderna	100
12/20/2020	52	Muskegon	Muskegon County Health Department	Region 6	Local Health Department	Moderna	500
12/20/2020	52	Newaygo	District Health Department 10	Region 6	Local Health Department	Moderna	100
12/20/2020	52	Oceana	District Health Department 10	Region 6	Local Health Department	Moderna	100
12/20/2020	52	Osceola	Central Michigan District Health Department	Region 6	Local Health Department	Moderna	300
12/20/2020	52	Oscoda	District Health Department 2	Region 3	Local Health Department	Moderna	100
12/20/2020	52	Presque Isle	District Health Department 4	Region 7	Local Health Department	Moderna	100
12/20/2020	52	Roscommon	Central Michigan District Health Department	Region 7	Local Health Department	Moderna	300
12/20/2020	52	Schoolcraft	Luce-Mackinaw-Alger-Schoolcraft-District-Health Department	Region 8	Local Health Department	Moderna	100
12/20/2020	52	Shiawassee	Shiawassee County Health Department	Region 1	Local Health Department	Moderna	400
12/20/2020	52	St. Clair	St. Clair County Health Department	Region 2N	Local Health Department	Moderna	900
12/20/2020	52	St. Joseph	Branch-Hillsdale-St.Joseph District Health Department	Region 5	Local Health Department	Moderna	100
12/20/2020	52	Tuscola	Tuscola County Health Department	Region 3	Local Health Department	Moderna	300
12/20/2020	52	Van Buren	Van Buren/Cass District Health Department	Region 5	Local Health Department	Moderna	300
12/20/2020	52	Wexford	District Health Department 10	Region 7	Local Health Department	Moderna	100
12/21/2020	52	Bay	Bay County Health Department	Region 3	Hospital	Pfizer	975
12/21/2020	52	Berrien	Berrien County Health Department	Region 5	Hospital	Pfizer	975
12/21/2020	52	Branch	Branch-Hillsdale-St.Joseph District Health Department	Region 5	Local Health Department	Moderna	300
12/21/2020	52	Cass	Van Buren/Cass District Health Department	Region 5	Local Health Department	Moderna	200
12/21/2020	52	Detroit	City of Detroit Health Department	Region 2S	Hospital	Pfizer	5850
12/21/2020	52	Emmet	Northwest Michigan County Health Association	Region 7	Hospital	Pfizer	975
12/21/2020	52	Gd. Traverse	Grand Traverse County Health Department	Region 7	Hospital	Pfizer	1950
12/21/2020	52	Gd. Traverse	Grand Traverse County Health Department	Region 7	Local Health Department	Pfizer	975
12/21/2020	52	Genesee	Genesee County Health Department	Region 3	Hospital	Pfizer	1950
12/21/2020	52	Hillsdale	Branch-Hillsdale-St.Joseph District Health Department	Region 1	Hospital	Pfizer	975
12/21/2020	52	Ingham	Ingham County Health Department	Region 1	Hospital	Pfizer	2925
12/21/2020	52	Ingham	Ingham County Health Department	Region 1	Local Health Department	Pfizer	975
12/21/2020	52	Jackson	Jackson County Health Department	Region 1	Hospital	Pfizer	1950
12/21/2020	52	Kalamazoo	Kalamazoo County Health Department	Region 5	Hospital	Pfizer	2925
12/21/2020	52	Kalamazoo	Kalamazoo County Health Department	Region 5	Local Health Department	Pfizer	975
12/21/2020	52	Kent	Kent County Health Department	Region 6	Hospital	Pfizer	7800
12/21/2020	52	Livingston	Livingston County Health Department	Region 1	Local Health Department	Moderna	900
12/21/2020	52	Macomb	Macomb County Health Department	Region 2N	Hospital	Pfizer	3900
12/21/2020	52	Marquette	Marquette County Health Department	Region 8	Hospital	Pfizer	975
12/21/2020	52	Mecosta	District Health Department 10	Region 6	Hospital	Pfizer	975
12/21/2020	52	Midland	Midland County Health Department	Region 3	Hospital	Pfizer	1950
12/21/2020	52	Oakland	Oakland County Health Department	Region 2N	Hospital	Pfizer	10725
12/21/2020	52	Ogemaw	District Health Department 2	Region 3	Local Health Department	Moderna	100
12/21/2020	52	Ottawa	Ottawa County Health Department	Region 6	Hospital	Pfizer	975

12/21/2020	52	Saginaw	Saginaw County Health Department	Region 3	Hospital	Pfizer	975
12/21/2020	52	Shiawassee	Shiawassee County Health Department	Region 1	Hospital	Pfizer	975
12/21/2020	52	St. Clair	St. Clair County Health Department	Region 2N	Hospital	Pfizer	975
12/21/2020	52	Washtenaw	Washtenaw County Health Department	Region 2S	Hospital	Pfizer	3900
12/21/2020	52	Wayne	Wayne County Health Department	Region 2S	Hospital	Pfizer	975
12/21/2020	52	Wexford	District Health Department 10	Region 7	Hospital	Pfizer	975

PUBLIC USE DATASETS

COVID-19 Vaccine Doses Administered

README

Where does the vaccination data come from?

This report is created by the Michigan Department of Health and Human Services Division of Immunization from data reported to the Michigan Care Improvement Registry (MCIR).

How is COVID vaccination coverage calculated?

Vaccination coverage is an estimated percentage of people within a specified geographical area or age group who have received the COVID vaccine.

MCIR data are used for the numerator (i.e., number of COVID vaccine doses reported) and US Census estimates are used for the population denominator (i.e., total number of persons living in Michigan).

There are two vaccination coverage estimates. The percentage of individuals who have received one dose and the percentage who have received two doses (separated by the recommended number of days.)

County is based on the county of residence.

Is COVID vaccination administration required to be reported?

Michigan's immunization providers are required to report COVID vaccination to the MCIR within 24 hours of administration.

How often are these data updated?

These data will be updated Monday through Saturday. Previously reported numbers of administered vaccine doses may change as new data are received. A possible lag in reporting vaccine doses will result in increases in numbers previously reported.

COVID-19 VACCINE DOSES ADMINISTERED 2020-12-22

Data as of	Week	Sex	Age	Vaccine Type	Facility Type	Number of Doses
12/14/2020	51	F	30-39 years	Pfizer	Hospital	3
12/14/2020	51	F	40-49 years	Pfizer	Hospital	3
12/14/2020	51	F	60-69 years	Pfizer	Hospital	1
12/14/2020	51	M	20-29 years	Pfizer	Hospital	1
12/14/2020	51	M	30-39 years	Pfizer	Hospital	2
12/14/2020	51	M	40-49 years	Pfizer	Hospital	2
12/14/2020	51	M	50-59 years	Pfizer	Hospital	1
12/15/2020	51	F	20-29 years	Pfizer	Hospital	40
12/15/2020	51	F	30-39 years	Pfizer	Hospital	79
12/15/2020	51	F	40-49 years	Pfizer	Hospital	38
12/15/2020	51	F	50-59 years	Pfizer	Hospital	27
12/15/2020	51	F	60-69 years	Pfizer	Hospital	22
12/15/2020	51	F	missing	Pfizer	Hospital	1
12/15/2020	51	M	20-29 years	Pfizer	Hospital	23
12/15/2020	51	M	30-39 years	Pfizer	Hospital	45
12/15/2020	51	M	40-49 years	Pfizer	Hospital	38
12/15/2020	51	M	50-59 years	Pfizer	Hospital	14
12/15/2020	51	M	60-69 years	Pfizer	Hospital	11
12/15/2020	51	M	70-79 years	Pfizer	Hospital	4
12/15/2020	51	M	80+ years	Pfizer	Hospital	1
12/16/2020	51	F	16-19 years	Pfizer	Hospital	1
12/16/2020	51	F	20-29 years	Pfizer	Hospital	107
12/16/2020	51	F	30-39 years	Pfizer	Hospital	140
12/16/2020	51	F	40-49 years	Pfizer	Hospital	103
12/16/2020	51	F	50-59 years	Pfizer	Hospital	110
12/16/2020	51	F	60-69 years	Pfizer	Hospital	60
12/16/2020	51	F	70-79 years	Pfizer	Hospital	4
12/16/2020	51	F	80+ years	Pfizer	Hospital	1
12/16/2020	51	F	missing	Pfizer	Hospital	1
12/16/2020	51	M	20-29 years	Pfizer	Hospital	34
12/16/2020	51	M	30-39 years	Pfizer	Hospital	106
12/16/2020	51	M	40-49 years	Pfizer	Hospital	80
12/16/2020	51	M	50-59 years	Pfizer	Hospital	48
12/16/2020	51	M	60-69 years	Pfizer	Hospital	33
12/16/2020	51	M	70-79 years	Pfizer	Hospital	2
12/17/2020	51	F	20-29 years	Pfizer	Hospital	180
12/17/2020	51	F	20-29 years	Pfizer	Local Health Departmnet	1
12/17/2020	51	F	30-39 years	Pfizer	Hospital	384
12/17/2020	51	F	30-39 years	Pfizer	Local Health Departmnet	4
12/17/2020	51	F	40-49 years	Pfizer	Hospital	338
12/17/2020	51	F	40-49 years	Pfizer	Local Health Departmnet	7
12/17/2020	51	F	50-59 years	Pfizer	Hospital	247
12/17/2020	51	F	50-59 years	Pfizer	Local Health Departmnet	6
12/17/2020	51	F	60-69 years	Pfizer	Hospital	120

12/17/2020	51	F	60-69 years	Pfizer	Local Health Departmnet	2
12/17/2020	51	F	70-79 years	Pfizer	Hospital	18
12/17/2020	51	F	80+ years	Pfizer	Hospital	3
12/17/2020	51	F	missing	Pfizer	Hospital	2
12/17/2020	51	M	20-29 years	Pfizer	Hospital	112
12/17/2020	51	M	30-39 years	Pfizer	Hospital	263
12/17/2020	51	M	40-49 years	Pfizer	Hospital	200
12/17/2020	51	M	50-59 years	Moderna	Hospital	1
12/17/2020	51	M	50-59 years	Pfizer	Hospital	167
12/17/2020	51	M	50-59 years	Pfizer	Local Health Departmnet	1
12/17/2020	51	M	60-69 years	Pfizer	Hospital	108
12/17/2020	51	M	60-69 years	Pfizer	Local Health Departmnet	1
12/17/2020	51	M	70-79 years	Pfizer	Hospital	25
12/17/2020	51	M	80+ years	Pfizer	Hospital	5
12/17/2020	51	U	50-59 years	Pfizer	Hospital	2
12/17/2020	51	U	60-69 years	Pfizer	Hospital	1
12/18/2020	51	F	16-19 years	Pfizer	Hospital	4
12/18/2020	51	F	16-19 years	Pfizer	Local Health Departmnet	1
12/18/2020	51	F	20-29 years	Pfizer	Hospital	642
12/18/2020	51	F	20-29 years	Pfizer	Local Health Departmnet	70
12/18/2020	51	F	30-39 years	Pfizer	Hospital	1315
12/18/2020	51	F	30-39 years	Pfizer	Local Health Departmnet	118
12/18/2020	51	F	40-49 years	Pfizer	Hospital	1158
12/18/2020	51	F	40-49 years	Pfizer	Local Health Departmnet	141
12/18/2020	51	F	50-59 years	Pfizer	Hospital	1038
12/18/2020	51	F	50-59 years	Pfizer	Local Health Departmnet	156
12/18/2020	51	F	60-69 years	Pfizer	Hospital	541
12/18/2020	51	F	60-69 years	Pfizer	Local Health Departmnet	85
12/18/2020	51	F	70-79 years	Pfizer	Hospital	21
12/18/2020	51	F	70-79 years	Pfizer	Local Health Departmnet	10
12/18/2020	51	F	80+ years	Pfizer	Hospital	12
12/18/2020	51	F	missing	Pfizer	Hospital	8
12/18/2020	51	F	missing	Pfizer	Local Health Departmnet	2
12/18/2020	51	M	16-19 years	Pfizer	Local Health Departmnet	1
12/18/2020	51	M	20-29 years	Pfizer	Hospital	309
12/18/2020	51	M	20-29 years	Pfizer	Local Health Departmnet	82
12/18/2020	51	M	30-39 years	Pfizer	Hospital	826
12/18/2020	51	M	30-39 years	Pfizer	Local Health Departmnet	178
12/18/2020	51	M	40-49 years	Pfizer	Hospital	564
12/18/2020	51	M	40-49 years	Pfizer	Local Health Departmnet	207
12/18/2020	51	M	50-59 years	Pfizer	Hospital	568
12/18/2020	51	M	50-59 years	Pfizer	Local Health Departmnet	160
12/18/2020	51	M	60-69 years	Pfizer	Hospital	386
12/18/2020	51	M	60-69 years	Pfizer	Local Health Departmnet	71
12/18/2020	51	M	70-79 years	Pfizer	Hospital	84
12/18/2020	51	M	70-79 years	Pfizer	Local Health Departmnet	26
12/18/2020	51	M	80+ years	Pfizer	Hospital	11

12/18/2020	51	M	80+ years	Pfizer	Local Health Departmnet	2
12/18/2020	51	M	missing	Pfizer	Hospital	2
12/18/2020	51	M	missing	Pfizer	Local Health Departmnet	3
12/18/2020	51	U	20-29 years	Pfizer	Hospital	1
12/18/2020	51	U	30-39 years	Pfizer	Hospital	2
12/18/2020	51	U	40-49 years	Pfizer	Hospital	3
12/18/2020	51	U	40-49 years	Pfizer	Local Health Departmnet	1
12/18/2020	51	U	50-59 years	Pfizer	Hospital	5
12/19/2020	51	F	16-19 years	Pfizer	Hospital	2
12/19/2020	51	F	16-19 years	Pfizer	Local Health Departmnet	1
12/19/2020	51	F	20-29 years	Pfizer	Hospital	344
12/19/2020	51	F	20-29 years	Pfizer	Local Health Departmnet	27
12/19/2020	51	F	30-39 years	Pfizer	Hospital	525
12/19/2020	51	F	30-39 years	Pfizer	Local Health Departmnet	20
12/19/2020	51	F	40-49 years	Pfizer	Hospital	403
12/19/2020	51	F	40-49 years	Pfizer	Local Health Departmnet	16
12/19/2020	51	F	50-59 years	Pfizer	Hospital	362
12/19/2020	51	F	50-59 years	Pfizer	Local Health Departmnet	15
12/19/2020	51	F	60-69 years	Pfizer	Hospital	200
12/19/2020	51	F	60-69 years	Pfizer	Local Health Departmnet	4
12/19/2020	51	F	70-79 years	Pfizer	Hospital	19
12/19/2020	51	F	80+ years	Pfizer	Hospital	1
12/19/2020	51	F	missing	Pfizer	Hospital	9
12/19/2020	51	M	20-29 years	Pfizer	Hospital	148
12/19/2020	51	M	20-29 years	Pfizer	Local Health Departmnet	71
12/19/2020	51	M	30-39 years	Pfizer	Hospital	272
12/19/2020	51	M	30-39 years	Pfizer	Local Health Departmnet	96
12/19/2020	51	M	40-49 years	Pfizer	Hospital	201
12/19/2020	51	M	40-49 years	Pfizer	Local Health Departmnet	109
12/19/2020	51	M	50-59 years	Pfizer	Hospital	193
12/19/2020	51	M	50-59 years	Pfizer	Local Health Departmnet	71
12/19/2020	51	M	60-69 years	Pfizer	Hospital	138
12/19/2020	51	M	60-69 years	Pfizer	Local Health Departmnet	27
12/19/2020	51	M	70-79 years	Pfizer	Hospital	42
12/19/2020	51	M	70-79 years	Pfizer	Local Health Departmnet	5
12/19/2020	51	M	80+ years	Pfizer	Hospital	1
12/19/2020	51	M	missing	Pfizer	Hospital	1
12/19/2020	51	M	missing	Pfizer	Local Health Departmnet	3
12/19/2020	51	U	30-39 years	Pfizer	Hospital	1
12/19/2020	51	U	40-49 years	Pfizer	Hospital	1
12/19/2020	51	U	50-59 years	Pfizer	Hospital	1
12/19/2020	51	U	60-69 years	Pfizer	Hospital	1
12/20/2020	52	F	16-19 years	Pfizer	Hospital	2
12/20/2020	52	F	20-29 years	Pfizer	Hospital	141
12/20/2020	52	F	20-29 years	Pfizer	Local Health Departmnet	11
12/20/2020	52	F	30-39 years	Pfizer	Hospital	216
12/20/2020	52	F	30-39 years	Pfizer	Local Health Departmnet	8

12/20/2020	52	F	40-49 years	Pfizer	Hospital	210
12/20/2020	52	F	40-49 years	Pfizer	Local Health Departmnet	6
12/20/2020	52	F	50-59 years	Pfizer	Hospital	191
12/20/2020	52	F	50-59 years	Pfizer	Local Health Departmnet	4
12/20/2020	52	F	60-69 years	Pfizer	Hospital	110
12/20/2020	52	F	60-69 years	Pfizer	Local Health Departmnet	2
12/20/2020	52	F	70-79 years	Pfizer	Hospital	8
12/20/2020	52	F	70-79 years	Pfizer	Local Health Departmnet	1
12/20/2020	52	F	80+ years	Pfizer	Hospital	1
12/20/2020	52	F	missing	Pfizer	Hospital	2
12/20/2020	52	M	20-29 years	Pfizer	Hospital	46
12/20/2020	52	M	20-29 years	Pfizer	Local Health Departmnet	27
12/20/2020	52	M	30-39 years	Pfizer	Hospital	105
12/20/2020	52	M	30-39 years	Pfizer	Local Health Departmnet	50
12/20/2020	52	M	40-49 years	Pfizer	Hospital	104
12/20/2020	52	M	40-49 years	Pfizer	Local Health Departmnet	33
12/20/2020	52	M	50-59 years	Pfizer	Hospital	118
12/20/2020	52	M	50-59 years	Pfizer	Local Health Departmnet	40
12/20/2020	52	M	60-69 years	Pfizer	Hospital	83
12/20/2020	52	M	60-69 years	Pfizer	Local Health Departmnet	27
12/20/2020	52	M	70-79 years	Pfizer	Hospital	16
12/20/2020	52	M	70-79 years	Pfizer	Local Health Departmnet	8
12/20/2020	52	M	80+ years	Pfizer	Hospital	1
12/20/2020	52	M	80+ years	Pfizer	Local Health Departmnet	1
12/20/2020	52	M	missing	Pfizer	Hospital	1
12/21/2020	52	F	16-19 years	Pfizer	Hospital	1
12/21/2020	52	F	16-19 years	Pfizer	Local Health Departmnet	1
12/21/2020	52	F	20-29 years	Pfizer	Hospital	857
12/21/2020	52	F	20-29 years	Pfizer	Local Health Departmnet	71
12/21/2020	52	F	30-39 years	Moderna	Local Health Departmnet	1
12/21/2020	52	F	30-39 years	Pfizer	Hospital	1495
12/21/2020	52	F	30-39 years	Pfizer	Local Health Departmnet	77
12/21/2020	52	F	40-49 years	Moderna	Local Health Departmnet	12
12/21/2020	52	F	40-49 years	Pfizer	Hospital	1277
12/21/2020	52	F	40-49 years	Pfizer	Local Health Departmnet	99
12/21/2020	52	F	50-59 years	Moderna	Local Health Departmnet	9
12/21/2020	52	F	50-59 years	Pfizer	Hospital	1166
12/21/2020	52	F	50-59 years	Pfizer	Local Health Departmnet	82
12/21/2020	52	F	60-69 years	Moderna	Local Health Departmnet	5
12/21/2020	52	F	60-69 years	Pfizer	Hospital	658
12/21/2020	52	F	60-69 years	Pfizer	Local Health Departmnet	55
12/21/2020	52	F	70-79 years	Pfizer	Hospital	43
12/21/2020	52	F	70-79 years	Pfizer	Local Health Departmnet	10
12/21/2020	52	F	80+ years	Pfizer	Hospital	3
12/21/2020	52	F	missing	Pfizer	Hospital	6
12/21/2020	52	M	16-19 years	Pfizer	Hospital	5
12/21/2020	52	M	16-19 years	Pfizer	Local Health Departmnet	1

12/21/2020	52	M	20-29 years	Moderna	Local Health Departmnet	1
12/21/2020	52	M	20-29 years	Pfizer	Hospital	377
12/21/2020	52	M	20-29 years	Pfizer	Local Health Departmnet	138
12/21/2020	52	M	30-39 years	Moderna	Local Health Departmnet	1
12/21/2020	52	M	30-39 years	Pfizer	Hospital	764
12/21/2020	52	M	30-39 years	Pfizer	Local Health Departmnet	222
12/21/2020	52	M	40-49 years	Pfizer	Hospital	554
12/21/2020	52	M	40-49 years	Pfizer	Local Health Departmnet	311
12/21/2020	52	M	50-59 years	Moderna	Local Health Departmnet	2
12/21/2020	52	M	50-59 years	Pfizer	Hospital	513
12/21/2020	52	M	50-59 years	Pfizer	Local Health Departmnet	191
12/21/2020	52	M	60-69 years	Pfizer	Hospital	424
12/21/2020	52	M	60-69 years	Pfizer	Local Health Departmnet	83
12/21/2020	52	M	70-79 years	Pfizer	Hospital	74
12/21/2020	52	M	70-79 years	Pfizer	Local Health Departmnet	19
12/21/2020	52	M	80+ years	Pfizer	Hospital	10
12/21/2020	52	M	80+ years	Pfizer	Local Health Departmnet	3
12/21/2020	52	M	missing	Pfizer	Hospital	2
12/21/2020	52	M	missing	Pfizer	Local Health Departmnet	4
12/21/2020	52	U	20-29 years	Pfizer	Hospital	1
12/21/2020	52	U	30-39 years	Pfizer	Hospital	1
12/21/2020	52	U	40-49 years	Pfizer	Hospital	5
12/21/2020	52	U	50-59 years	Pfizer	Hospital	2