



Western Michigan University  
ScholarWorks at WMU

---

Michigan COVID-19 Vaccine Data

Michigan COVID-19 State Data

---

12-23-2020

## 2020-12-23\_MichiganOverview\_COVIDVaccinestats

Michigan Department of Health & Human Services

Follow this and additional works at: <https://scholarworks.wmich.edu/michigan-covid-data-state-vaccine>



Part of the Public Health Commons

---

### WMU ScholarWorks Citation

Michigan Department of Health & Human Services, "2020-12-23\_MichiganOverview\_COVIDVaccinestats" (2020). *Michigan COVID-19 Vaccine Data*. 41.

<https://scholarworks.wmich.edu/michigan-covid-data-state-vaccine/41>

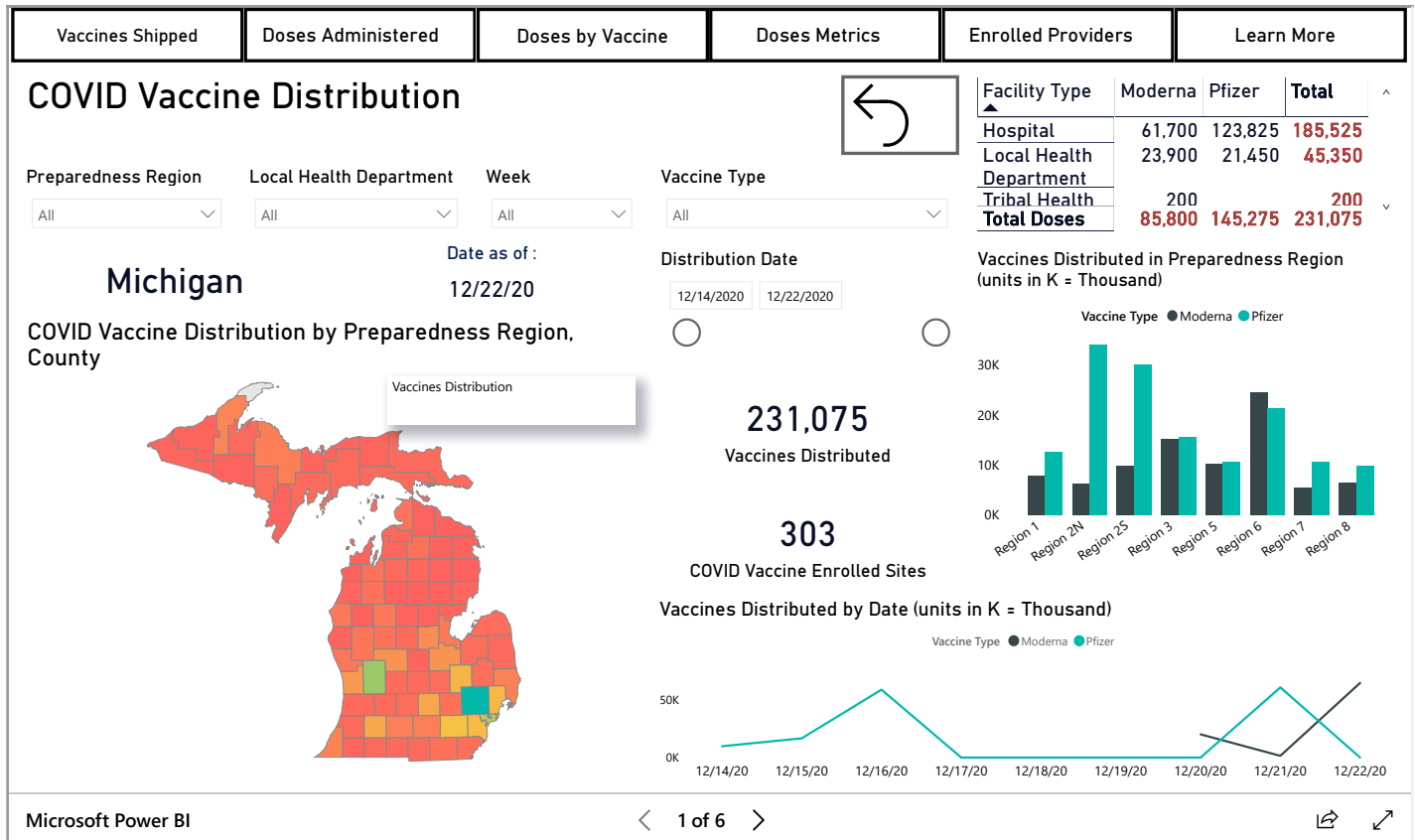
This Article is brought to you for free and open access by the Michigan COVID-19 State Data at ScholarWorks at WMU. It has been accepted for inclusion in Michigan COVID-19 Vaccine Data by an authorized administrator of ScholarWorks at WMU. For more information, please contact [wmu-scholarworks@wmich.edu](mailto:wmu-scholarworks@wmich.edu).



# Coronavirus

CORONAVIRUS / RESOURCES / COVID-19 VACCINE

## COVID-19 Vaccine Dashboard



### PUBLIC USE DATASETS

(Downloadable .xlsx files)

COVID-19 Vaccines Shipped To Providers

COVID-19 Vaccine Doses Administered



MICHIGAN.GOV HOME  
ADA  
MICHIGAN NEWS  
POLICIES

COPYRIGHT 2020 STATE OF MICHIGAN



Vaccines Shipped

Doses Administered

Doses by Vaccine

Doses Metrics

Enrolled Providers

Learn More

## COVID Vaccine Distribution



Preparedness Region

Local Health Department

Week

All

All

All

Vaccine Type

All

Distribution Date

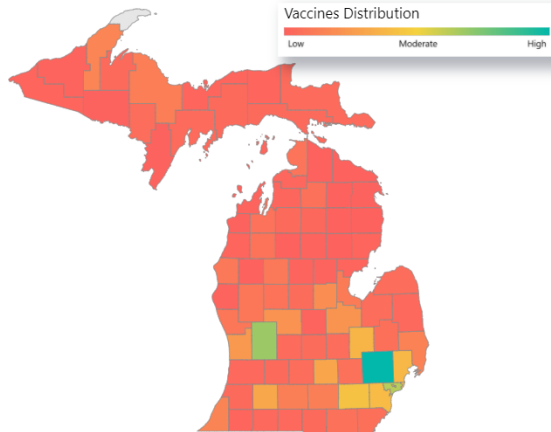
12/14/2020

12/22/2020

Michigan

Date as of :

12/22/20

COVID Vaccine Distribution by Preparedness Region,  
County

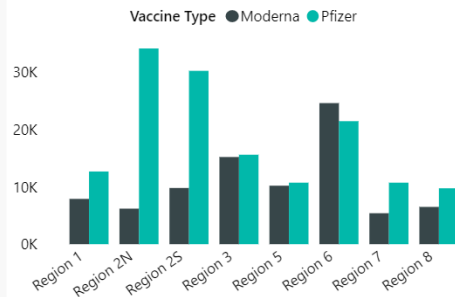
231,075

Vaccines Distributed

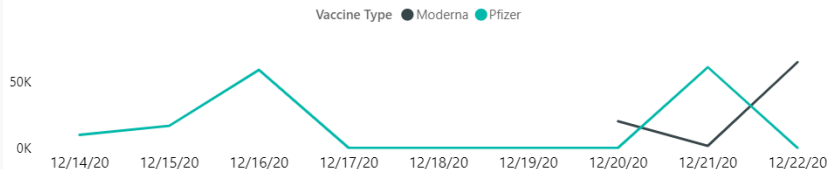
303

COVID Vaccine Enrolled Sites

| Facility Type           | Moderna       | Pfizer         | Total          |
|-------------------------|---------------|----------------|----------------|
| Hospital                | 61,700        | 123,825        | 185,525        |
| Local Health Department | 23,900        | 21,450         | 45,350         |
| Tribal Health           | 200           | 200            | 200            |
| <b>Total Doses</b>      | <b>85,800</b> | <b>145,275</b> | <b>231,075</b> |

Vaccines Distributed in Preparedness Region  
(units in K = Thousand)

Vaccines Distributed by Date (units in K = Thousand)



[Vaccines Shipped](#)[Doses Administered](#)[Doses by Vaccine](#)[Doses Metrics](#)[Learn More](#)[Enrolled Providers](#)

# COVID Vaccine Doses Administered

Doses administered are reported by the date of vaccination. Providers have 24 hours to report vaccinations to MDHHS. MDHHS pulls the data each morning for cleaning and then posting to website by 3 pm, Monday through Friday.



Michigan

Provider Facility Type

All

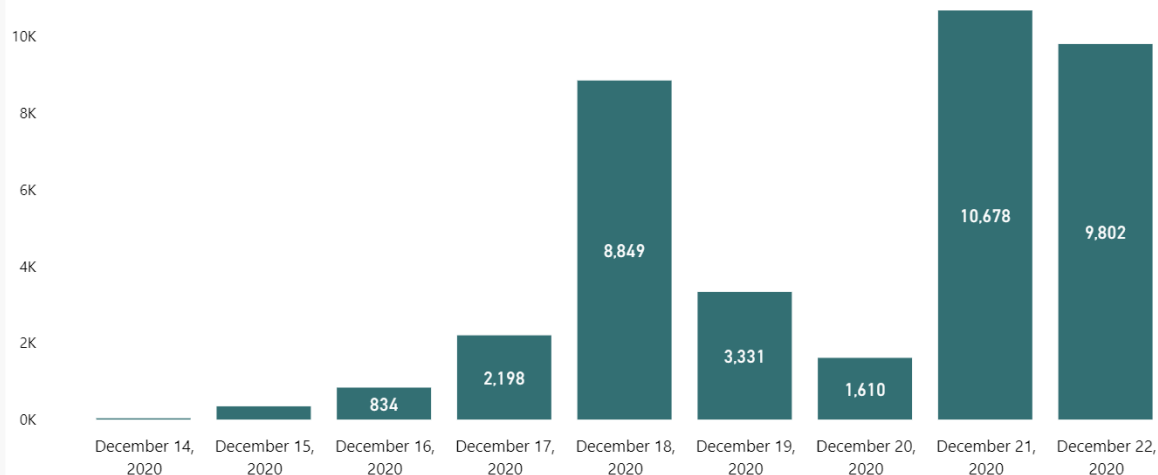
Week

All

Data as of:

December 22, 2020

COVID Vaccine Doses Administered by Date (units in K = Thousand)



Age Group

All

Number of COVID  
Vaccine Doses  
Administered

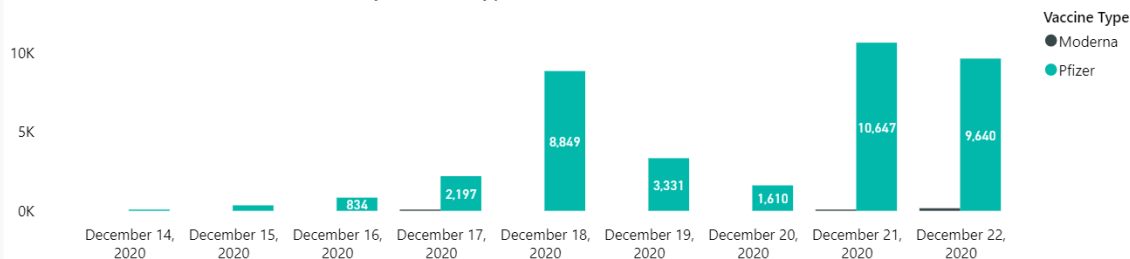
37,660

# COVID Vaccine Doses Administered - Vaccine Type and Provider Facility Type

Doses administered are reported by the date of vaccination. Providers have 24 hours to report vaccinations to MDHHS. MDHHS pulls the data each morning for cleaning and then posting to website by 3 pm, Monday through Friday.



## COVID Vaccine Doses Administered by Vaccine Type (units in K = 1000)



## Month

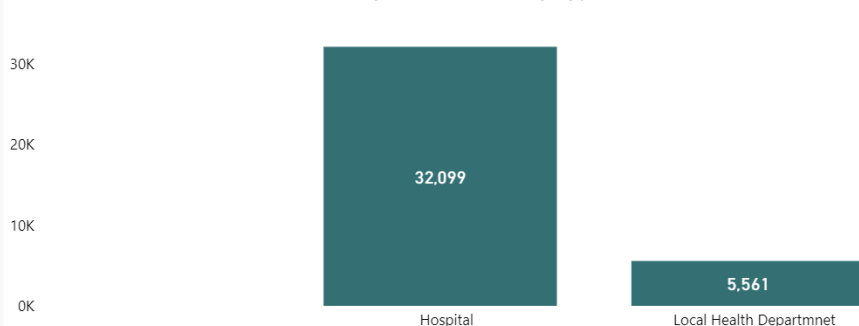
All

## Week

51

52

## COVID Vaccine Doses Administered by Provider Facility Type (units in K=1000)



## Pfizer

**37,466**

Number of Doses Administered

## Moderna

**194**

Number of Doses Administered

Vaccines Shipped

Doses Administered

Doses by Vaccine

Doses Metrics

Enrolled Providers

Learn More

# COVID Vaccine Doses Administered by Sex, Age Group

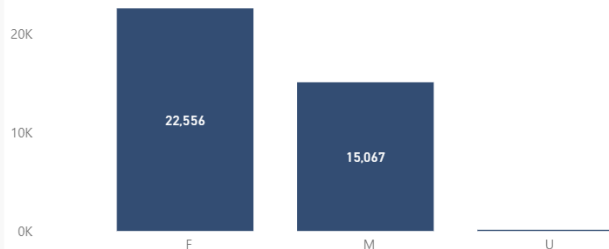
Doses administered are reported by the date of vaccination. Providers have 24 hours to report vaccinations to MDHHS. MDHHS pulls the data each morning for cleaning and then posting to website by 3 pm, Monday through Friday.



Data as of :

December 22, 2020

## COVID Doses Administered by Sex (units in K = 1000)



## Provider Facility Type

All

## Administered Date

12/14/2020

12/22/2020

## Vaccine Type

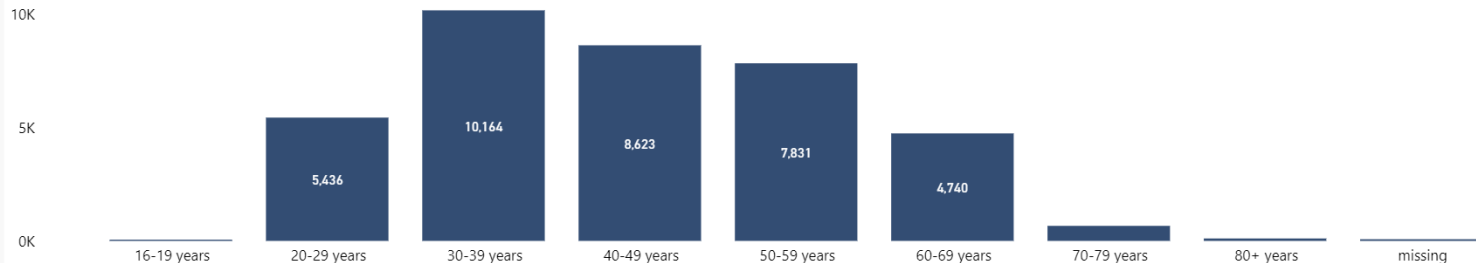
All

## Week

51

52

## COVID Vaccine Doses Administered by Age Group (units in K = 1000)

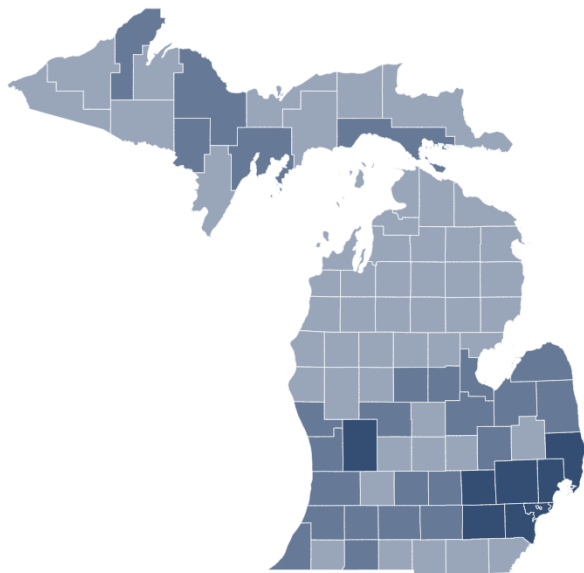


[Vaccines Shipped](#)[Doses Administered](#)[Doses by Vaccine](#)[Doses Metrics](#)[Enrolled Providers](#)[Learn More](#)

# COVID Vaccination Program Enrolled Providers

Based on data reported to Michigan's immunization registry, the Michigan Care Improvement Registry. The list of Providers enrolled in the COVID Vaccination Program will be updated every Friday.

## Number Of Providers By Practice Type Enrolled In COVID Vaccination Program



# Sites

● 1 or 2 sites

● 3-5 sites

● 6-33 sites

To find the location of a COVID Vaccine Clinic, go to:

<https://vaccinefinder.org/>



COVID Preparedness Region

All

Local Health Department

All

Provider Facility Type

All

County

All

## Michigan

Data as of :

Friday, December 18, 2020

Enrolled Provider Sites In COVID  
Vaccination Program

303

## Learn More...

### Why do the data from past days change and how often are data updated?

Doses administered are reported by the date of vaccination. Providers have 24 hours to report vaccination to MDHHS. MDHHS pulls the data each morning for cleaning and then posting to the website by 3 pm, Monday through Friday.

### Where can I get more information about COVID-19 vaccine?

For healthcare provider information about COVID-19 vaccine, visit the MDHHS website [COVID-19 Vaccine Provider Guidance & Educational Resources](#)

For frequently asked questions (FAQs) related to COVID-19 vaccine, visit the MDHHS [Frequently Asked Questions for the Public](#)

### Where does the vaccination data come from?

This report is created by the Michigan Department of Health and Human Services Division of Immunization from data reported to the Michigan Care Improvement Registry (MCIR).

### Why do the data from past days change and how often are data updated?

Doses administered are reported by the date the vaccination occurred. Previously reported numbers of administered vaccine doses may change as new data are received. Providers have 24 hours to report vaccinations to MCIR. MDHHS pulls the data each morning for cleaning and then posting to the website by 3 pm, Monday through Friday.

### How is COVID vaccination coverage calculated?

Vaccination coverage is an estimated percentage of people within a specified geographical area or age group who have received the COVID vaccine. MCIR data are used for the numerator (i.e., number of COVID vaccine doses reported) and US Census estimates are used for the population denominator (i.e., total number of persons living in Michigan). There are two vaccination coverage estimates. The percentage of individuals who have received one dose and the percentage who have received two doses (separated by the recommended number of days.) County is based on the county of residence.

### Is COVID vaccination administration required to be reported?

Michigan's immunization providers are required to report COVID vaccination to the MCIR within 24 hours of administration.



# PUBLIC USE DATASETS

## COVID-19 Vaccines Shipped to Providers

### README

#### **Where does the vaccination data come from?**

This report is created by the Michigan Department of Health and Human Services Division of Immunization from data reported to the Michigan Care Improvement Registry (MCIR).

#### **How is COVID vaccination coverage calculated?**

Vaccination coverage is an estimated percentage of people within a specified geographical area or age group who have received the COVID vaccine.

MCIR data are used for the numerator (i.e., number of COVID vaccine doses reported) and US Census estimates are used for the population denominator (i.e., total number of persons living in Michigan).

There are two vaccination coverage estimates. The percentage of individuals who have received one dose and the percentage who have received two doses (separated by the recommended number of days.)

County is based on the county of residence.

#### **Is COVID vaccination administration required to be reported?**

Michigan's immunization providers are required to report COVID vaccination to the MCIR within 24 hours of administration.

#### **How often are these data updated?**

These data will be updated Monday through Saturday. Previously reported numbers of administered vaccine doses may change as new data are received. A possible lag in reporting vaccine doses will result in increases in numbers previously reported.

**COVID-19 VACCINES SHIPPED 2020-12-23**

| Data as of | Week | County       | Local Health Department                                    | Preparedness Region | Facility Type           | Vaccine Type | Vaccines Shipped |
|------------|------|--------------|--|---------------------|-------------------------|--------------|------------------|
| 12/14/2020 | 51   | Kent         | Kent County Health Department                              | Region 6            | Hospital                | Pfizer       | 1950             |
| 12/14/2020 | 51   | Midland      | Midland County Health Department                           | Region 3            | Hospital                | Pfizer       | 2925             |
| 12/14/2020 | 51   | Oakland      | Oakland County Health Department                           | Region 2N           | Hospital                | Pfizer       | 2925             |
| 12/14/2020 | 51   | Washtenaw    | Washtenaw County Health Department                         | Region 2S           | Hospital                | Pfizer       | 1950             |
| 12/15/2020 | 51   | Detroit      | City of Detroit Health Department                          | Region 2S           | Hospital                | Pfizer       | 3900             |
| 12/15/2020 | 51   | Emmet        | Northwest Michigan County Health Association               | Region 7            | Hospital                | Pfizer       | 975              |
| 12/15/2020 | 51   | Genesee      | Genesee County Health Department                           | Region 3            | Hospital                | Pfizer       | 975              |
| 12/15/2020 | 51   | Kent         | Kent County Health Department                              | Region 6            | Hospital                | Pfizer       | 975              |
| 12/15/2020 | 51   | Marquette    | Marquette County Health Department                         | Region 8            | Hospital                | Pfizer       | 975              |
| 12/15/2020 | 51   | Mecosta      | District Health Department 10                              | Region 6            | Hospital                | Pfizer       | 975              |
| 12/15/2020 | 51   | Oakland      | Oakland County Health Department                           | Region 2N           | Hospital                | Pfizer       | 4875             |
| 12/15/2020 | 51   | Ottawa       | Ottawa County Health Department                            | Region 6            | Hospital                | Pfizer       | 975              |
| 12/15/2020 | 51   | Wayne        | Wayne County Health Department                             | Region 2S           | Hospital                | Pfizer       | 1950             |
| 12/16/2020 | 51   | Baraga       | Western UP District Health Department                      | Region 8            | Hospital                | Pfizer       | 975              |
| 12/16/2020 | 51   | Bay          | Bay County Health Department                               | Region 3            | Hospital                | Pfizer       | 975              |
| 12/16/2020 | 51   | Bay          | Bay County Health Department                               | Region 3            | Local Health Department | Pfizer       | 975              |
| 12/16/2020 | 51   | Berrien      | Berrien County Health Department                           | Region 5            | Hospital                | Pfizer       | 975              |
| 12/16/2020 | 51   | Calhoun      | Calhoun County Health Department                           | Region 5            | Local Health Department | Pfizer       | 975              |
| 12/16/2020 | 51   | Chippewa     | Chippewa County Health Department                          | Region 8            | Hospital                | Pfizer       | 975              |
| 12/16/2020 | 51   | Delta        | Public Health Delta & Menominee                            | Region 8            | Hospital                | Pfizer       | 975              |
| 12/16/2020 | 51   | Detroit      | City of Detroit Health Department                          | Region 2S           | Hospital                | Pfizer       | 1950             |
| 12/16/2020 | 51   | Dickinson    | Dickinson-Iron County District Health Department           | Region 8            | Hospital                | Pfizer       | 975              |
| 12/16/2020 | 51   | Gd. Traverse | Grand Traverse County Health Department                    | Region 7            | Hospital                | Pfizer       | 975              |
| 12/16/2020 | 51   | Gd. Traverse | Grand Traverse County Health Department                    | Region 7            | Local Health Department | Pfizer       | 975              |
| 12/16/2020 | 51   | Genesee      | Genesee County Health Department                           | Region 3            | Hospital                | Pfizer       | 975              |
| 12/16/2020 | 51   | Houghton     | Western UP District Health Department                      | Region 8            | Hospital                | Pfizer       | 975              |
| 12/16/2020 | 51   | Ingham       | Ingham County Health Department                            | Region 1            | Hospital                | Pfizer       | 2925             |
| 12/16/2020 | 51   | Ingham       | Ingham County Health Department                            | Region 1            | Local Health Department | Pfizer       | 975              |
| 12/16/2020 | 51   | Jackson      | Jackson County Health Department                           | Region 1            | Hospital                | Pfizer       | 975              |
| 12/16/2020 | 51   | Kalamazoo    | Kalamazoo County Health Department                         | Region 5            | Hospital                | Pfizer       | 2925             |
| 12/16/2020 | 51   | Kalamazoo    | Kalamazoo County Health Department                         | Region 5            | Local Health Department | Pfizer       | 975              |
| 12/16/2020 | 51   | Kalkaska     | District Health Department 10                              | Region 7            | Hospital                | Pfizer       | 975              |
| 12/16/2020 | 51   | Kent         | Kent County Health Department                              | Region 6            | Hospital                | Pfizer       | 975              |
| 12/16/2020 | 51   | Kent         | Kent County Health Department                              | Region 6            | Local Health Department | Pfizer       | 1950             |
| 12/16/2020 | 51   | Mackinac     | Luce-Mackinaw-Alger-Schoolcraft-District-Health Department | Region 8            | Hospital                | Pfizer       | 975              |
| 12/16/2020 | 51   | Macomb       | Macomb County Health Department                            | Region 2N           | Hospital                | Pfizer       | 3900             |
| 12/16/2020 | 51   | Macomb       | Macomb County Health Department                            | Region 2N           | Local Health Department | Pfizer       | 1950             |
| 12/16/2020 | 51   | Marquette    | Marquette County Health Department                         | Region 8            | Local Health Department | Pfizer       | 975              |
| 12/16/2020 | 51   | Monroe       | Monroe County Health Department                            | Region 2S           | Hospital                | Pfizer       | 975              |
| 12/16/2020 | 51   | Muskegon     | Muskegon County Health Department                          | Region 6            | Hospital                | Pfizer       | 1950             |
| 12/16/2020 | 51   | Oakland      | Oakland County Health Department                           | Region 2N           | Hospital                | Pfizer       | 2925             |
| 12/16/2020 | 51   | Oakland      | Oakland County Health Department                           | Region 2N           | Local Health Department | Pfizer       | 1950             |
| 12/16/2020 | 51   | Otsego       | Northwest Michigan County Health Association               | Region 7            | Local Health Department | Pfizer       | 975              |
| 12/16/2020 | 51   | Ottawa       | Ottawa County Health Department                            | Region 6            | Hospital                | Pfizer       | 975              |

|            |    |             |  |             |                         |                   |      |
|------------|----|-------------|--|-------------|-------------------------|-------------------|------|
| 12/16/2020 | 51 | Ottawa      | Ottawa County Health Department                            | Region 6    | Local Health Department | Pfizer            | 975  |
| 12/16/2020 | 51 | Saginaw     | Saginaw County Health Department                           | Region 3    | Hospital                | Pfizer            | 1950 |
| 12/16/2020 | 51 | Saginaw     | Saginaw County Health Department                           | Region 3    | Local Health Department | Pfizer            | 975  |
| 12/16/2020 | 51 | Schoolcraft | Luce-Mackinaw-Alger-Schoolcraft-District-Health Department | Region 8    | Hospital                | Pfizer            | 975  |
| 12/16/2020 | 51 | Washtenaw   | Washtenaw County Health Department                         | Region 2S   | Hospital                | Pfizer            | 975  |
| 12/16/2020 | 51 | Washtenaw   | Washtenaw County Health Department                         | Region 2S   | Local Health Department | Pfizer            | 1950 |
| 12/16/2020 | 51 | Wayne       | Wayne County Health Department                             | Region 2S   | Hospital                | Pfizer            | 3900 |
| 12/16/2020 | 51 | Wayne       | Wayne County Health Department                             | Region 2S   | Local Health Department | Pfizer            | 1950 |
| 12/16/2020 | 51 | Wexford     | District Health Department 10                              | Region 7    | Hospital                | Pfizer            | 975  |
| 12/17/2020 | 51 | Michigan    | All Local Health Departments                               | All Regions | All Facilities          | All Vaccine Types | 0    |
| 12/18/2020 | 51 | Michigan    | All Local Health Departments                               | All Regions | All Facilities          | All Vaccine Types | 0    |
| 12/19/2020 | 51 | Michigan    | All Local Health Departments                               | All Regions | All Facilities          | All Vaccine Types | 0    |
| 12/20/2020 | 52 | Alcona      | District Health Department 2                               | Region 3    | Local Health Department | Moderna           | 100  |
| 12/20/2020 | 52 | Alger       | Luce-Mackinaw-Alger-Schoolcraft-District-Health Department | Region 8    | Local Health Department | Moderna           | 100  |
| 12/20/2020 | 52 | Allegan     | Allegan County Health Department                           | Region 5    | Local Health Department | Moderna           | 500  |
| 12/20/2020 | 52 | Alpena      | District Health Department 4                               | Region 7    | Local Health Department | Moderna           | 200  |
| 12/20/2020 | 52 | Antrim      | Northwest Michigan County Health Association               | Region 7    | Local Health Department | Moderna           | 600  |
| 12/20/2020 | 52 | Arenac      | Central Michigan District Health Department                | Region 3    | Local Health Department | Moderna           | 200  |
| 12/20/2020 | 52 | Barry       | Barry-Eaton District Health Department                     | Region 5    | Local Health Department | Moderna           | 500  |
| 12/20/2020 | 52 | Berrien     | Berrien County Health Department                           | Region 5    | Local Health Department | Moderna           | 1400 |
| 12/20/2020 | 52 | Charlevoix  | Northwest Michigan County Health Association               | Region 7    | Local Health Department | Moderna           | 300  |
| 12/20/2020 | 52 | Cheboygan   | District Health Department 4                               | Region 7    | Local Health Department | Moderna           | 100  |
| 12/20/2020 | 52 | Chippewa    | Chippewa County Health Department                          | Region 8    | Local Health Department | Moderna           | 200  |
| 12/20/2020 | 52 | Clare       | Central Michigan District Health Department                | Region 6    | Local Health Department | Moderna           | 300  |
| 12/20/2020 | 52 | Clinton     | Mid Michigan District Health Department                    | Region 1    | Local Health Department | Moderna           | 300  |
| 12/20/2020 | 52 | Crawford    | District Health Department 10                              | Region 7    | Local Health Department | Moderna           | 100  |
| 12/20/2020 | 52 | Delta       | Public Health Delta & Menominee                            | Region 8    | Local Health Department | Moderna           | 200  |
| 12/20/2020 | 52 | Detroit     | City of Detroit Health Department                          | Region 2S   | Local Health Department | Moderna           | 2000 |
| 12/20/2020 | 52 | Eaton       | Barry-Eaton District Health Department                     | Region 1    | Local Health Department | Moderna           | 500  |
| 12/20/2020 | 52 | Emmet       | Northwest Michigan County Health Association               | Region 7    | Local Health Department | Moderna           | 300  |
| 12/20/2020 | 52 | Genesee     | Genesee County Health Department                           | Region 3    | Local Health Department | Moderna           | 1200 |
| 12/20/2020 | 52 | Gladwin     | Central Michigan District Health Department                | Region 3    | Local Health Department | Moderna           | 300  |
| 12/20/2020 | 52 | Gratiot     | Mid Michigan District Health Department                    | Region 1    | Local Health Department | Moderna           | 300  |
| 12/20/2020 | 52 | Hillsdale   | Branch-Hillsdale-St.Joseph District Health Department      | Region 1    | Local Health Department | Moderna           | 100  |
| 12/20/2020 | 52 | Houghton    | Western UP District Health Department                      | Region 8    | Local Health Department | Moderna           | 1500 |
| 12/20/2020 | 52 | Huron       | Huron County Health Department                             | Region 3    | Local Health Department | Moderna           | 200  |
| 12/20/2020 | 52 | Ionia       | Ionia County Health Department                             | Region 6    | Local Health Department | Moderna           | 300  |
| 12/20/2020 | 52 | Iosco       | District Health Department 2                               | Region 3    | Local Health Department | Moderna           | 100  |
| 12/20/2020 | 52 | Isabella    | Central Michigan District Health Department                | Region 6    | Local Health Department | Moderna           | 400  |
| 12/20/2020 | 52 | Jackson     | Jackson County Health Department                           | Region 1    | Local Health Department | Moderna           | 500  |
| 12/20/2020 | 52 | Kalkaska    | District Health Department 10                              | Region 7    | Local Health Department | Moderna           | 100  |
| 12/20/2020 | 52 | Lake        | District Health Department 10                              | Region 6    | Local Health Department | Moderna           | 100  |
| 12/20/2020 | 52 | Lapeer      | Lapeer County Health Department                            | Region 3    | Local Health Department | Moderna           | 400  |
| 12/20/2020 | 52 | Leelanau    | Benzie-Leenalau Health District                            | Region 7    | Local Health Department | Moderna           | 300  |
| 12/20/2020 | 52 | Lenawee     | Lenawee County Health Department                           | Region 1    | Local Health Department | Moderna           | 500  |
| 12/20/2020 | 52 | Luce        | Luce-Mackinaw-Alger-Schoolcraft-District-Health Department | Region 8    | Local Health Department | Moderna           | 100  |
| 12/20/2020 | 52 | Mackinac    | Luce-Mackinaw-Alger-Schoolcraft-District-Health Department | Region 8    | Local Health Department | Moderna           | 100  |

|            |    |              |  |           |                         |         |       |
|------------|----|--------------|--|-----------|-------------------------|---------|-------|
| 12/20/2020 | 52 | Manistee     | District Health Department 10                              | Region 7  | Local Health Department | Moderna | 100   |
| 12/20/2020 | 52 | Mason        | District Health Department 10                              | Region 6  | Local Health Department | Moderna | 100   |
| 12/20/2020 | 52 | Mecosta      | District Health Department 10                              | Region 6  | Local Health Department | Moderna | 100   |
| 12/20/2020 | 52 | Menominee    | Public Health Delta & Menominee                            | Region 8  | Local Health Department | Moderna | 100   |
| 12/20/2020 | 52 | Midland      | Midland County Health Department                           | Region 3  | Local Health Department | Moderna | 400   |
| 12/20/2020 | 52 | Missaukee    | District Health Department 10                              | Region 7  | Local Health Department | Moderna | 100   |
| 12/20/2020 | 52 | Monroe       | Monroe County Health Department                            | Region 2S | Local Health Department | Moderna | 700   |
| 12/20/2020 | 52 | Montcalm     | Mid Michigan District Health Department                    | Region 6  | Local Health Department | Moderna | 200   |
| 12/20/2020 | 52 | Montmorency  | District Health Department 4                               | Region 7  | Local Health Department | Moderna | 100   |
| 12/20/2020 | 52 | Muskegon     | Muskegon County Health Department                          | Region 6  | Local Health Department | Moderna | 500   |
| 12/20/2020 | 52 | Newaygo      | District Health Department 10                              | Region 6  | Local Health Department | Moderna | 100   |
| 12/20/2020 | 52 | Oceana       | District Health Department 10                              | Region 6  | Local Health Department | Moderna | 100   |
| 12/20/2020 | 52 | Osceola      | Central Michigan District Health Department                | Region 6  | Local Health Department | Moderna | 300   |
| 12/20/2020 | 52 | Oscoda       | District Health Department 2                               | Region 3  | Local Health Department | Moderna | 100   |
| 12/20/2020 | 52 | Presque Isle | District Health Department 4                               | Region 7  | Local Health Department | Moderna | 100   |
| 12/20/2020 | 52 | Roscommon    | Central Michigan District Health Department                | Region 7  | Local Health Department | Moderna | 300   |
| 12/20/2020 | 52 | Schoolcraft  | Luce-Mackinaw-Alger-Schoolcraft-District-Health Department | Region 8  | Local Health Department | Moderna | 100   |
| 12/20/2020 | 52 | Shiawassee   | Shiawassee County Health Department                        | Region 1  | Local Health Department | Moderna | 400   |
| 12/20/2020 | 52 | St. Clair    | St. Clair County Health Department                         | Region 2N | Local Health Department | Moderna | 900   |
| 12/20/2020 | 52 | St. Joseph   | Branch-Hillsdale-St.Joseph District Health Department      | Region 5  | Local Health Department | Moderna | 100   |
| 12/20/2020 | 52 | Tuscola      | Tuscola County Health Department                           | Region 3  | Local Health Department | Moderna | 300   |
| 12/20/2020 | 52 | Van Buren    | Van Buren/Cass District Health Department                  | Region 5  | Local Health Department | Moderna | 300   |
| 12/20/2020 | 52 | Wexford      | District Health Department 10                              | Region 7  | Local Health Department | Moderna | 100   |
| 12/21/2020 | 52 | Bay          | Bay County Health Department                               | Region 3  | Hospital                | Pfizer  | 975   |
| 12/21/2020 | 52 | Berrien      | Berrien County Health Department                           | Region 5  | Hospital                | Pfizer  | 975   |
| 12/21/2020 | 52 | Branch       | Branch-Hillsdale-St.Joseph District Health Department      | Region 5  | Local Health Department | Moderna | 300   |
| 12/21/2020 | 52 | Cass         | Van Buren/Cass District Health Department                  | Region 5  | Local Health Department | Moderna | 200   |
| 12/21/2020 | 52 | Detroit      | City of Detroit Health Department                          | Region 2S | Hospital                | Pfizer  | 5850  |
| 12/21/2020 | 52 | Emmet        | Northwest Michigan County Health Association               | Region 7  | Hospital                | Pfizer  | 975   |
| 12/21/2020 | 52 | Gd. Traverse | Grand Traverse County Health Department                    | Region 7  | Hospital                | Pfizer  | 1950  |
| 12/21/2020 | 52 | Gd. Traverse | Grand Traverse County Health Department                    | Region 7  | Local Health Department | Pfizer  | 975   |
| 12/21/2020 | 52 | Genesee      | Genesee County Health Department                           | Region 3  | Hospital                | Pfizer  | 1950  |
| 12/21/2020 | 52 | Hillsdale    | Branch-Hillsdale-St.Joseph District Health Department      | Region 1  | Hospital                | Pfizer  | 975   |
| 12/21/2020 | 52 | Ingham       | Ingham County Health Department                            | Region 1  | Hospital                | Pfizer  | 2925  |
| 12/21/2020 | 52 | Ingham       | Ingham County Health Department                            | Region 1  | Local Health Department | Pfizer  | 975   |
| 12/21/2020 | 52 | Jackson      | Jackson County Health Department                           | Region 1  | Hospital                | Pfizer  | 1950  |
| 12/21/2020 | 52 | Kalamazoo    | Kalamazoo County Health Department                         | Region 5  | Hospital                | Pfizer  | 2925  |
| 12/21/2020 | 52 | Kalamazoo    | Kalamazoo County Health Department                         | Region 5  | Local Health Department | Pfizer  | 975   |
| 12/21/2020 | 52 | Kent         | Kent County Health Department                              | Region 6  | Hospital                | Pfizer  | 7800  |
| 12/21/2020 | 52 | Livingston   | Livingston County Health Department                        | Region 1  | Local Health Department | Moderna | 900   |
| 12/21/2020 | 52 | Macomb       | Macomb County Health Department                            | Region 2N | Hospital                | Pfizer  | 3900  |
| 12/21/2020 | 52 | Marquette    | Marquette County Health Department                         | Region 8  | Hospital                | Pfizer  | 975   |
| 12/21/2020 | 52 | Mecosta      | District Health Department 10                              | Region 6  | Hospital                | Pfizer  | 975   |
| 12/21/2020 | 52 | Midland      | Midland County Health Department                           | Region 3  | Hospital                | Pfizer  | 1950  |
| 12/21/2020 | 52 | Oakland      | Oakland County Health Department                           | Region 2N | Hospital                | Pfizer  | 10725 |
| 12/21/2020 | 52 | Ogemaw       | District Health Department 2                               | Region 3  | Local Health Department | Moderna | 100   |
| 12/21/2020 | 52 | Ottawa       | Ottawa County Health Department                            | Region 6  | Hospital                | Pfizer  | 975   |

|            |    |            |  |           |                         |         |      |
|------------|----|------------|--|-----------|-------------------------|---------|------|
| 12/21/2020 | 52 | Saginaw    | Saginaw County Health Department                           | Region 3  | Hospital                | Pfizer  | 975  |
| 12/21/2020 | 52 | Shiawassee | Shiawassee County Health Department                        | Region 1  | Hospital                | Pfizer  | 975  |
| 12/21/2020 | 52 | St. Clair  | St. Clair County Health Department                         | Region 2N | Hospital                | Pfizer  | 975  |
| 12/21/2020 | 52 | Washtenaw  | Washtenaw County Health Department                         | Region 2S | Hospital                | Pfizer  | 3900 |
| 12/21/2020 | 52 | Wayne      | Wayne County Health Department                             | Region 2S | Hospital                | Pfizer  | 975  |
| 12/21/2020 | 52 | Wexford    | District Health Department 10                              | Region 7  | Hospital                | Pfizer  | 975  |
| 12/22/2020 | 52 | Alger      | Luce-Mackinaw-Alger-Schoolcraft-District-Health Department | Region 8  | Hospital                | Moderna | 300  |
| 12/22/2020 | 52 | Allegan    | Allegan County Health Department                           | Region 5  | Hospital                | Moderna | 400  |
| 12/22/2020 | 52 | Arenac     | Central Michigan District Health Department                | Region 3  | Hospital                | Moderna | 200  |
| 12/22/2020 | 52 | Barry      | Barry-Eaton District Health Department                     | Region 5  | Hospital                | Moderna | 500  |
| 12/22/2020 | 52 | Bay        | Bay County Health Department                               | Region 3  | Hospital                | Moderna | 100  |
| 12/22/2020 | 52 | Benzie     | Benzie-Leenalau Health District                            | Region 7  | Hospital                | Moderna | 200  |
| 12/22/2020 | 52 | Berrien    | Berrien County Health Department                           | Region 5  | Hospital                | Moderna | 700  |
| 12/22/2020 | 52 | Branch     | Branch-Hillsdale-St.Joseph District Health Department      | Region 5  | Hospital                | Moderna | 600  |
| 12/22/2020 | 52 | Calhoun    | Calhoun County Health Department                           | Region 5  | Hospital                | Moderna | 2500 |
| 12/22/2020 | 52 | Cass       | Van Buren/Cass District Health Department                  | Region 5  | Hospital                | Moderna | 200  |
| 12/22/2020 | 52 | Charlevoix | Northwest Michigan County Health Association               | Region 7  | Hospital                | Moderna | 400  |
| 12/22/2020 | 52 | Clinton    | Mid Michigan District Health Department                    | Region 1  | Hospital                | Moderna | 1000 |
| 12/22/2020 | 52 | Crawford   | District Health Department 10                              | Region 7  | Hospital                | Moderna | 700  |
| 12/22/2020 | 52 | Detroit    | City of Detroit Health Department                          | Region 2S | Hospital                | Moderna | 2900 |
| 12/22/2020 | 52 | Dickinson  | Dickinson-Iron County District Health Department           | Region 8  | Local Health Department | Moderna | 400  |
| 12/22/2020 | 52 | Eaton      | Barry-Eaton District Health Department                     | Region 1  | Hospital                | Moderna | 900  |
| 12/22/2020 | 52 | Genesee    | Genesee County Health Department                           | Region 3  | Hospital                | Moderna | 4600 |
| 12/22/2020 | 52 | Gogebic    | Western UP District Health Department                      | Region 8  | Local Health Department | Moderna | 400  |
| 12/22/2020 | 52 | Houghton   | Western UP District Health Department                      | Region 8  | Hospital                | Moderna | 900  |
| 12/22/2020 | 52 | Houghton   | Western UP District Health Department                      | Region 8  | Local Health Department | Moderna | 800  |
| 12/22/2020 | 52 | Huron      | Huron County Health Department                             | Region 3  | Hospital                | Moderna | 1200 |
| 12/22/2020 | 52 | Ingham     | Ingham County Health Department                            | Region 1  | Hospital                | Moderna | 100  |
| 12/22/2020 | 52 | Ionia      | Ionia County Health Department                             | Region 6  | Hospital                | Moderna | 900  |
| 12/22/2020 | 52 | Iosco      | District Health Department 2                               | Region 3  | Hospital                | Moderna | 400  |
| 12/22/2020 | 52 | Iron       | Dickinson-Iron County District Health Department           | Region 8  | Local Health Department | Moderna | 200  |
| 12/22/2020 | 52 | Isabella   | Central Michigan District Health Department                | Region 6  | Hospital                | Moderna | 800  |
| 12/22/2020 | 52 | Isabella   | Central Michigan District Health Department                | Region 6  | Tribal Health Center    | Moderna | 100  |
| 12/22/2020 | 52 | Kalamazoo  | Kalamazoo County Health Department                         | Region 5  | Hospital                | Moderna | 500  |
| 12/22/2020 | 52 | Kent       | Kent County Health Department                              | Region 6  | Hospital                | Moderna | 4400 |
| 12/22/2020 | 52 | Lapeer     | Lapeer County Health Department                            | Region 3  | Hospital                | Moderna | 1300 |
| 12/22/2020 | 52 | Lenawee    | Lenawee County Health Department                           | Region 1  | Hospital                | Moderna | 1400 |
| 12/22/2020 | 52 | Livingston | Livingston County Health Department                        | Region 1  | Hospital                | Moderna | 1000 |
| 12/22/2020 | 52 | Luce       | Luce-Mackinaw-Alger-Schoolcraft-District-Health Department | Region 8  | Hospital                | Moderna | 300  |
| 12/22/2020 | 52 | Macomb     | Macomb County Health Department                            | Region 2N | Hospital                | Moderna | 300  |
| 12/22/2020 | 52 | Manistee   | District Health Department 10                              | Region 7  | Hospital                | Moderna | 400  |
| 12/22/2020 | 52 | Marquette  | Marquette County Health Department                         | Region 8  | Hospital                | Moderna | 400  |
| 12/22/2020 | 52 | Mason      | District Health Department 10                              | Region 6  | Hospital                | Moderna | 2600 |
| 12/22/2020 | 52 | Menominee  | Public Health Delta & Menominee                            | Region 8  | Tribal Health Center    | Moderna | 100  |
| 12/22/2020 | 52 | Montcalm   | Mid Michigan District Health Department                    | Region 6  | Hospital                | Moderna | 5500 |
| 12/22/2020 | 52 | Newaygo    | District Health Department 10                              | Region 6  | Hospital                | Moderna | 2500 |
| 12/22/2020 | 52 | Oakland    | Oakland County Health Department                           | Region 2N | Hospital                | Moderna | 3000 |

|            |    |            |   |             |                         |         |      |
|------------|----|------------|---|-------------|-------------------------|---------|------|
| 12/22/2020 | 52 | Oceana     | District Health Department 10                         | Region 6    | Hospital                | Moderna | 200  |
| 12/22/2020 | 52 | Ontonagon  | Western UP District Health Department                 | Region 8    | Local Health Department | Moderna | 300  |
| 12/22/2020 | 52 | Osceola    | Central Michigan District Health Department           | Region 6    | Hospital                | Moderna | 2500 |
| 12/22/2020 | 52 | Otsego     | Northwest Michigan County Health Association          | Region 7    | Hospital                | Moderna | 900  |
| 12/22/2020 | 52 | Ottawa     | Ottawa County Health Department                       | Region 6    | Hospital                | Moderna | 2600 |
| 12/22/2020 | 52 | Saginaw    | Saginaw County Health Department                      | Region 3    | Hospital                | Moderna | 2000 |
| 12/22/2020 | 52 | Sanilac    | Sanilac County Health Department                      | Region 3    | Hospital                | Moderna | 700  |
| 12/22/2020 | 52 | Sanilac    | Sanilac County Health Department                      | Region 3    | Local Health Department | Moderna | 200  |
| 12/22/2020 | 52 | St. Clair  | St. Clair County Health Department                    | Region 2N   | Hospital                | Moderna | 2000 |
| 12/22/2020 | 52 | St. Joseph | Branch-Hillsdale-St.Joseph District Health Department | Region 5    | Hospital                | Moderna | 700  |
| 12/22/2020 | 52 | St. Joseph | Branch-Hillsdale-St.Joseph District Health Department | Region 5    | Local Health Department | Moderna | 100  |
| 12/22/2020 | 52 | Tuscola    | Tuscola County Health Department                      | Region 3    | Hospital                | Moderna | 1100 |
| 12/22/2020 | 52 | Van Buren  | Van Buren/Cass District Health Department             | Region 5    | Hospital                | Moderna | 700  |
| 12/22/2020 | 52 | Washtenaw  | Washtenaw County Health Department                    | Region 2S   | Hospital                | Moderna | 2500 |
| 12/22/2020 | 52 | Wayne      | Wayne County Health Department                        | Region 2S   | Hospital                | Moderna | 1700 |
| 12/22/2020 | 52 | Michigan   | All Local Health Departments                          | All Regions | All Facilities          | Pfizer  | 0    |

# PUBLIC USE DATASETS

## COVID-19 Vaccine Doses Administered

### README

#### **Where does the vaccination data come from?**

This report is created by the Michigan Department of Health and Human Services Division of Immunization from data reported to the Michigan Care Improvement Registry (MCIR).

#### **How is COVID vaccination coverage calculated?**

Vaccination coverage is an estimated percentage of people within a specified geographical area or age group who have received the COVID vaccine.

MCIR data are used for the numerator (i.e., number of COVID vaccine doses reported) and US Census estimates are used for the population denominator (i.e., total number of persons living in Michigan).

There are two vaccination coverage estimates. The percentage of individuals who have received one dose and the percentage who have received two doses (separated by the recommended number of days.)

County is based on the county of residence.

#### **Is COVID vaccination administration required to be reported?**

Michigan's immunization providers are required to report COVID vaccination to the MCIR within 24 hours of administration.

#### **How often are these data updated?**

These data will be updated Monday through Saturday. Previously reported numbers of administered vaccine doses may change as new data are received. A possible lag in reporting vaccine doses will result in increases in numbers previously reported.

## COVID-19 VACCINE DOSES ADMINISTERED 2020-12-23

| Data as of | Week | Sex | Age         | Vaccine Type | Facility Type           | Number of Doses |
|------------|------|-----|-------------|--------------|-------------------------|-----------------|
| 12/14/2020 | 51   | F   | 30-39 years | Pfizer       | Hospital                | 3               |
| 12/14/2020 | 51   | F   | 40-49 years | Pfizer       | Hospital                | 3               |
| 12/14/2020 | 51   | F   | 60-69 years | Pfizer       | Hospital                | 1               |
| 12/14/2020 | 51   | M   | 20-29 years | Pfizer       | Hospital                | 1               |
| 12/14/2020 | 51   | M   | 30-39 years | Pfizer       | Hospital                | 2               |
| 12/14/2020 | 51   | M   | 40-49 years | Pfizer       | Hospital                | 2               |
| 12/14/2020 | 51   | M   | 50-59 years | Pfizer       | Hospital                | 1               |
| 12/15/2020 | 51   | F   | 20-29 years | Pfizer       | Hospital                | 40              |
| 12/15/2020 | 51   | F   | 30-39 years | Pfizer       | Hospital                | 79              |
| 12/15/2020 | 51   | F   | 40-49 years | Pfizer       | Hospital                | 38              |
| 12/15/2020 | 51   | F   | 50-59 years | Pfizer       | Hospital                | 27              |
| 12/15/2020 | 51   | F   | 60-69 years | Pfizer       | Hospital                | 23              |
| 12/15/2020 | 51   | F   | missing     | Pfizer       | Hospital                | 1               |
| 12/15/2020 | 51   | M   | 20-29 years | Pfizer       | Hospital                | 23              |
| 12/15/2020 | 51   | M   | 30-39 years | Pfizer       | Hospital                | 45              |
| 12/15/2020 | 51   | M   | 40-49 years | Pfizer       | Hospital                | 38              |
| 12/15/2020 | 51   | M   | 50-59 years | Pfizer       | Hospital                | 14              |
| 12/15/2020 | 51   | M   | 60-69 years | Pfizer       | Hospital                | 12              |
| 12/15/2020 | 51   | M   | 70-79 years | Pfizer       | Hospital                | 4               |
| 12/15/2020 | 51   | M   | 80+ years   | Pfizer       | Hospital                | 1               |
| 12/16/2020 | 51   | F   | 16-19 years | Pfizer       | Hospital                | 1               |
| 12/16/2020 | 51   | F   | 20-29 years | Pfizer       | Hospital                | 107             |
| 12/16/2020 | 51   | F   | 30-39 years | Pfizer       | Hospital                | 141             |
| 12/16/2020 | 51   | F   | 40-49 years | Pfizer       | Hospital                | 104             |
| 12/16/2020 | 51   | F   | 50-59 years | Pfizer       | Hospital                | 110             |
| 12/16/2020 | 51   | F   | 60-69 years | Pfizer       | Hospital                | 61              |
| 12/16/2020 | 51   | F   | 70-79 years | Pfizer       | Hospital                | 4               |
| 12/16/2020 | 51   | F   | 80+ years   | Pfizer       | Hospital                | 1               |
| 12/16/2020 | 51   | F   | missing     | Pfizer       | Hospital                | 1               |
| 12/16/2020 | 51   | M   | 20-29 years | Pfizer       | Hospital                | 34              |
| 12/16/2020 | 51   | M   | 30-39 years | Pfizer       | Hospital                | 106             |
| 12/16/2020 | 51   | M   | 40-49 years | Pfizer       | Hospital                | 80              |
| 12/16/2020 | 51   | M   | 50-59 years | Pfizer       | Hospital                | 49              |
| 12/16/2020 | 51   | M   | 60-69 years | Pfizer       | Hospital                | 33              |
| 12/16/2020 | 51   | M   | 70-79 years | Pfizer       | Hospital                | 2               |
| 12/17/2020 | 51   | F   | 20-29 years | Pfizer       | Hospital                | 180             |
| 12/17/2020 | 51   | F   | 20-29 years | Pfizer       | Local Health Departmnet | 1               |
| 12/17/2020 | 51   | F   | 30-39 years | Pfizer       | Hospital                | 384             |
| 12/17/2020 | 51   | F   | 30-39 years | Pfizer       | Local Health Departmnet | 4               |
| 12/17/2020 | 51   | F   | 40-49 years | Pfizer       | Hospital                | 338             |
| 12/17/2020 | 51   | F   | 40-49 years | Pfizer       | Local Health Departmnet | 7               |
| 12/17/2020 | 51   | F   | 50-59 years | Pfizer       | Hospital                | 247             |
| 12/17/2020 | 51   | F   | 50-59 years | Pfizer       | Local Health Departmnet | 6               |
| 12/17/2020 | 51   | F   | 60-69 years | Pfizer       | Hospital                | 120             |



|            |    |   |             |         |                         |      |
|------------|----|---|-------------|---------|-------------------------|------|
| 12/17/2020 | 51 | F | 60-69 years | Pfizer  | Local Health Departmnet | 2    |
| 12/17/2020 | 51 | F | 70-79 years | Pfizer  | Hospital                | 18   |
| 12/17/2020 | 51 | F | 80+ years   | Pfizer  | Hospital                | 3    |
| 12/17/2020 | 51 | F | missing     | Pfizer  | Hospital                | 2    |
| 12/17/2020 | 51 | M | 20-29 years | Pfizer  | Hospital                | 112  |
| 12/17/2020 | 51 | M | 30-39 years | Pfizer  | Hospital                | 263  |
| 12/17/2020 | 51 | M | 40-49 years | Pfizer  | Hospital                | 200  |
| 12/17/2020 | 51 | M | 50-59 years | Moderna | Hospital                | 1    |
| 12/17/2020 | 51 | M | 50-59 years | Pfizer  | Hospital                | 167  |
| 12/17/2020 | 51 | M | 50-59 years | Pfizer  | Local Health Departmnet | 1    |
| 12/17/2020 | 51 | M | 60-69 years | Pfizer  | Hospital                | 108  |
| 12/17/2020 | 51 | M | 60-69 years | Pfizer  | Local Health Departmnet | 1    |
| 12/17/2020 | 51 | M | 70-79 years | Pfizer  | Hospital                | 25   |
| 12/17/2020 | 51 | M | 80+ years   | Pfizer  | Hospital                | 5    |
| 12/17/2020 | 51 | U | 50-59 years | Pfizer  | Hospital                | 2    |
| 12/17/2020 | 51 | U | 60-69 years | Pfizer  | Hospital                | 1    |
| 12/18/2020 | 51 | F | 16-19 years | Pfizer  | Hospital                | 4    |
| 12/18/2020 | 51 | F | 16-19 years | Pfizer  | Local Health Departmnet | 1    |
| 12/18/2020 | 51 | F | 20-29 years | Pfizer  | Hospital                | 643  |
| 12/18/2020 | 51 | F | 20-29 years | Pfizer  | Local Health Departmnet | 71   |
| 12/18/2020 | 51 | F | 30-39 years | Pfizer  | Hospital                | 1316 |
| 12/18/2020 | 51 | F | 30-39 years | Pfizer  | Local Health Departmnet | 118  |
| 12/18/2020 | 51 | F | 40-49 years | Pfizer  | Hospital                | 1162 |
| 12/18/2020 | 51 | F | 40-49 years | Pfizer  | Local Health Departmnet | 142  |
| 12/18/2020 | 51 | F | 50-59 years | Pfizer  | Hospital                | 1045 |
| 12/18/2020 | 51 | F | 50-59 years | Pfizer  | Local Health Departmnet | 156  |
| 12/18/2020 | 51 | F | 60-69 years | Pfizer  | Hospital                | 544  |
| 12/18/2020 | 51 | F | 60-69 years | Pfizer  | Local Health Departmnet | 85   |
| 12/18/2020 | 51 | F | 70-79 years | Pfizer  | Hospital                | 21   |
| 12/18/2020 | 51 | F | 70-79 years | Pfizer  | Local Health Departmnet | 10   |
| 12/18/2020 | 51 | F | 80+ years   | Pfizer  | Hospital                | 14   |
| 12/18/2020 | 51 | F | missing     | Pfizer  | Hospital                | 8    |
| 12/18/2020 | 51 | F | missing     | Pfizer  | Local Health Departmnet | 2    |
| 12/18/2020 | 51 | M | 16-19 years | Pfizer  | Local Health Departmnet | 1    |
| 12/18/2020 | 51 | M | 20-29 years | Pfizer  | Hospital                | 309  |
| 12/18/2020 | 51 | M | 20-29 years | Pfizer  | Local Health Departmnet | 82   |
| 12/18/2020 | 51 | M | 30-39 years | Pfizer  | Hospital                | 828  |
| 12/18/2020 | 51 | M | 30-39 years | Pfizer  | Local Health Departmnet | 178  |
| 12/18/2020 | 51 | M | 40-49 years | Pfizer  | Hospital                | 565  |
| 12/18/2020 | 51 | M | 40-49 years | Pfizer  | Local Health Departmnet | 207  |
| 12/18/2020 | 51 | M | 50-59 years | Pfizer  | Hospital                | 570  |
| 12/18/2020 | 51 | M | 50-59 years | Pfizer  | Local Health Departmnet | 160  |
| 12/18/2020 | 51 | M | 60-69 years | Pfizer  | Hospital                | 390  |
| 12/18/2020 | 51 | M | 60-69 years | Pfizer  | Local Health Departmnet | 73   |
| 12/18/2020 | 51 | M | 70-79 years | Pfizer  | Hospital                | 85   |
| 12/18/2020 | 51 | M | 70-79 years | Pfizer  | Local Health Departmnet | 26   |
| 12/18/2020 | 51 | M | 80+ years   | Pfizer  | Hospital                | 14   |

|            |    |   |             |        |                         |     |
|------------|----|---|-------------|--------|-------------------------|-----|
| 12/18/2020 | 51 | M | 80+ years   | Pfizer | Local Health Departmnet | 2   |
| 12/18/2020 | 51 | M | missing     | Pfizer | Hospital                | 2   |
| 12/18/2020 | 51 | M | missing     | Pfizer | Local Health Departmnet | 3   |
| 12/18/2020 | 51 | U | 20-29 years | Pfizer | Hospital                | 1   |
| 12/18/2020 | 51 | U | 30-39 years | Pfizer | Hospital                | 2   |
| 12/18/2020 | 51 | U | 40-49 years | Pfizer | Hospital                | 3   |
| 12/18/2020 | 51 | U | 40-49 years | Pfizer | Local Health Departmnet | 1   |
| 12/18/2020 | 51 | U | 50-59 years | Pfizer | Hospital                | 5   |
| 12/19/2020 | 51 | F | 16-19 years | Pfizer | Hospital                | 2   |
| 12/19/2020 | 51 | F | 16-19 years | Pfizer | Local Health Departmnet | 1   |
| 12/19/2020 | 51 | F | 20-29 years | Pfizer | Hospital                | 344 |
| 12/19/2020 | 51 | F | 20-29 years | Pfizer | Local Health Departmnet | 27  |
| 12/19/2020 | 51 | F | 30-39 years | Pfizer | Hospital                | 525 |
| 12/19/2020 | 51 | F | 30-39 years | Pfizer | Local Health Departmnet | 20  |
| 12/19/2020 | 51 | F | 40-49 years | Pfizer | Hospital                | 404 |
| 12/19/2020 | 51 | F | 40-49 years | Pfizer | Local Health Departmnet | 16  |
| 12/19/2020 | 51 | F | 50-59 years | Pfizer | Hospital                | 362 |
| 12/19/2020 | 51 | F | 50-59 years | Pfizer | Local Health Departmnet | 15  |
| 12/19/2020 | 51 | F | 60-69 years | Pfizer | Hospital                | 200 |
| 12/19/2020 | 51 | F | 60-69 years | Pfizer | Local Health Departmnet | 4   |
| 12/19/2020 | 51 | F | 70-79 years | Pfizer | Hospital                | 19  |
| 12/19/2020 | 51 | F | 80+ years   | Pfizer | Hospital                | 1   |
| 12/19/2020 | 51 | F | missing     | Pfizer | Hospital                | 9   |
| 12/19/2020 | 51 | M | 20-29 years | Pfizer | Hospital                | 148 |
| 12/19/2020 | 51 | M | 20-29 years | Pfizer | Local Health Departmnet | 71  |
| 12/19/2020 | 51 | M | 30-39 years | Pfizer | Hospital                | 272 |
| 12/19/2020 | 51 | M | 30-39 years | Pfizer | Local Health Departmnet | 96  |
| 12/19/2020 | 51 | M | 40-49 years | Pfizer | Hospital                | 201 |
| 12/19/2020 | 51 | M | 40-49 years | Pfizer | Local Health Departmnet | 109 |
| 12/19/2020 | 51 | M | 50-59 years | Pfizer | Hospital                | 193 |
| 12/19/2020 | 51 | M | 50-59 years | Pfizer | Local Health Departmnet | 71  |
| 12/19/2020 | 51 | M | 60-69 years | Pfizer | Hospital                | 138 |
| 12/19/2020 | 51 | M | 60-69 years | Pfizer | Local Health Departmnet | 27  |
| 12/19/2020 | 51 | M | 70-79 years | Pfizer | Hospital                | 42  |
| 12/19/2020 | 51 | M | 70-79 years | Pfizer | Local Health Departmnet | 5   |
| 12/19/2020 | 51 | M | 80+ years   | Pfizer | Hospital                | 1   |
| 12/19/2020 | 51 | M | missing     | Pfizer | Hospital                | 1   |
| 12/19/2020 | 51 | M | missing     | Pfizer | Local Health Departmnet | 3   |
| 12/19/2020 | 51 | U | 30-39 years | Pfizer | Hospital                | 1   |
| 12/19/2020 | 51 | U | 40-49 years | Pfizer | Hospital                | 1   |
| 12/19/2020 | 51 | U | 50-59 years | Pfizer | Hospital                | 1   |
| 12/19/2020 | 51 | U | 60-69 years | Pfizer | Hospital                | 1   |
| 12/20/2020 | 52 | F | 16-19 years | Pfizer | Hospital                | 2   |
| 12/20/2020 | 52 | F | 20-29 years | Pfizer | Hospital                | 141 |
| 12/20/2020 | 52 | F | 20-29 years | Pfizer | Local Health Departmnet | 14  |
| 12/20/2020 | 52 | F | 30-39 years | Pfizer | Hospital                | 216 |
| 12/20/2020 | 52 | F | 30-39 years | Pfizer | Local Health Departmnet | 11  |

|            |    |   |             |         |                         |      |
|------------|----|---|-------------|---------|-------------------------|------|
| 12/20/2020 | 52 | F | 40-49 years | Pfizer  | Hospital                | 211  |
| 12/20/2020 | 52 | F | 40-49 years | Pfizer  | Local Health Departmnet | 7    |
| 12/20/2020 | 52 | F | 50-59 years | Pfizer  | Hospital                | 191  |
| 12/20/2020 | 52 | F | 50-59 years | Pfizer  | Local Health Departmnet | 8    |
| 12/20/2020 | 52 | F | 60-69 years | Pfizer  | Hospital                | 110  |
| 12/20/2020 | 52 | F | 60-69 years | Pfizer  | Local Health Departmnet | 2    |
| 12/20/2020 | 52 | F | 70-79 years | Pfizer  | Hospital                | 8    |
| 12/20/2020 | 52 | F | 70-79 years | Pfizer  | Local Health Departmnet | 1    |
| 12/20/2020 | 52 | F | 80+ years   | Pfizer  | Hospital                | 1    |
| 12/20/2020 | 52 | F | missing     | Pfizer  | Hospital                | 2    |
| 12/20/2020 | 52 | M | 20-29 years | Pfizer  | Hospital                | 46   |
| 12/20/2020 | 52 | M | 20-29 years | Pfizer  | Local Health Departmnet | 32   |
| 12/20/2020 | 52 | M | 30-39 years | Pfizer  | Hospital                | 105  |
| 12/20/2020 | 52 | M | 30-39 years | Pfizer  | Local Health Departmnet | 57   |
| 12/20/2020 | 52 | M | 40-49 years | Pfizer  | Hospital                | 104  |
| 12/20/2020 | 52 | M | 40-49 years | Pfizer  | Local Health Departmnet | 39   |
| 12/20/2020 | 52 | M | 50-59 years | Pfizer  | Hospital                | 118  |
| 12/20/2020 | 52 | M | 50-59 years | Pfizer  | Local Health Departmnet | 45   |
| 12/20/2020 | 52 | M | 60-69 years | Pfizer  | Hospital                | 83   |
| 12/20/2020 | 52 | M | 60-69 years | Pfizer  | Local Health Departmnet | 29   |
| 12/20/2020 | 52 | M | 70-79 years | Pfizer  | Hospital                | 16   |
| 12/20/2020 | 52 | M | 70-79 years | Pfizer  | Local Health Departmnet | 8    |
| 12/20/2020 | 52 | M | 80+ years   | Pfizer  | Hospital                | 1    |
| 12/20/2020 | 52 | M | 80+ years   | Pfizer  | Local Health Departmnet | 1    |
| 12/20/2020 | 52 | M | missing     | Pfizer  | Hospital                | 1    |
| 12/21/2020 | 52 | F | 16-19 years | Pfizer  | Hospital                | 1    |
| 12/21/2020 | 52 | F | 16-19 years | Pfizer  | Local Health Departmnet | 1    |
| 12/21/2020 | 52 | F | 20-29 years | Pfizer  | Hospital                | 956  |
| 12/21/2020 | 52 | F | 20-29 years | Pfizer  | Local Health Departmnet | 76   |
| 12/21/2020 | 52 | F | 30-39 years | Moderna | Local Health Departmnet | 1    |
| 12/21/2020 | 52 | F | 30-39 years | Pfizer  | Hospital                | 1645 |
| 12/21/2020 | 52 | F | 30-39 years | Pfizer  | Local Health Departmnet | 83   |
| 12/21/2020 | 52 | F | 40-49 years | Moderna | Local Health Departmnet | 12   |
| 12/21/2020 | 52 | F | 40-49 years | Pfizer  | Hospital                | 1434 |
| 12/21/2020 | 52 | F | 40-49 years | Pfizer  | Local Health Departmnet | 108  |
| 12/21/2020 | 52 | F | 50-59 years | Moderna | Local Health Departmnet | 9    |
| 12/21/2020 | 52 | F | 50-59 years | Pfizer  | Hospital                | 1335 |
| 12/21/2020 | 52 | F | 50-59 years | Pfizer  | Local Health Departmnet | 86   |
| 12/21/2020 | 52 | F | 60-69 years | Moderna | Local Health Departmnet | 5    |
| 12/21/2020 | 52 | F | 60-69 years | Pfizer  | Hospital                | 743  |
| 12/21/2020 | 52 | F | 60-69 years | Pfizer  | Local Health Departmnet | 58   |
| 12/21/2020 | 52 | F | 70-79 years | Pfizer  | Hospital                | 56   |
| 12/21/2020 | 52 | F | 70-79 years | Pfizer  | Local Health Departmnet | 10   |
| 12/21/2020 | 52 | F | 80+ years   | Pfizer  | Hospital                | 25   |
| 12/21/2020 | 52 | F | missing     | Pfizer  | Hospital                | 6    |
| 12/21/2020 | 52 | F | missing     | Pfizer  | Local Health Departmnet | 2    |
| 12/21/2020 | 52 | M | 16-19 years | Pfizer  | Hospital                | 5    |

|            |    |   |             |         |                         |      |
|------------|----|---|-------------|---------|-------------------------|------|
| 12/21/2020 | 52 | M | 16-19 years | Pfizer  | Local Health Departmnet | 2    |
| 12/21/2020 | 52 | M | 20-29 years | Moderna | Local Health Departmnet | 1    |
| 12/21/2020 | 52 | M | 20-29 years | Pfizer  | Hospital                | 396  |
| 12/21/2020 | 52 | M | 20-29 years | Pfizer  | Local Health Departmnet | 140  |
| 12/21/2020 | 52 | M | 30-39 years | Moderna | Local Health Departmnet | 1    |
| 12/21/2020 | 52 | M | 30-39 years | Pfizer  | Hospital                | 826  |
| 12/21/2020 | 52 | M | 30-39 years | Pfizer  | Local Health Departmnet | 226  |
| 12/21/2020 | 52 | M | 40-49 years | Pfizer  | Hospital                | 604  |
| 12/21/2020 | 52 | M | 40-49 years | Pfizer  | Local Health Departmnet | 314  |
| 12/21/2020 | 52 | M | 50-59 years | Moderna | Local Health Departmnet | 2    |
| 12/21/2020 | 52 | M | 50-59 years | Pfizer  | Hospital                | 604  |
| 12/21/2020 | 52 | M | 50-59 years | Pfizer  | Local Health Departmnet | 191  |
| 12/21/2020 | 52 | M | 60-69 years | Pfizer  | Hospital                | 484  |
| 12/21/2020 | 52 | M | 60-69 years | Pfizer  | Local Health Departmnet | 87   |
| 12/21/2020 | 52 | M | 70-79 years | Pfizer  | Hospital                | 86   |
| 12/21/2020 | 52 | M | 70-79 years | Pfizer  | Local Health Departmnet | 19   |
| 12/21/2020 | 52 | M | 80+ years   | Pfizer  | Hospital                | 18   |
| 12/21/2020 | 52 | M | 80+ years   | Pfizer  | Local Health Departmnet | 4    |
| 12/21/2020 | 52 | M | missing     | Pfizer  | Hospital                | 2    |
| 12/21/2020 | 52 | M | missing     | Pfizer  | Local Health Departmnet | 5    |
| 12/21/2020 | 52 | U | 20-29 years | Pfizer  | Hospital                | 1    |
| 12/21/2020 | 52 | U | 30-39 years | Pfizer  | Hospital                | 1    |
| 12/21/2020 | 52 | U | 40-49 years | Pfizer  | Hospital                | 5    |
| 12/21/2020 | 52 | U | 50-59 years | Pfizer  | Hospital                | 2    |
| 12/22/2020 | 52 | F | 16-19 years | Pfizer  | Hospital                | 1    |
| 12/22/2020 | 52 | F | 16-19 years | Pfizer  | Local Health Departmnet | 1    |
| 12/22/2020 | 52 | F | 20-29 years | Moderna | Hospital                | 3    |
| 12/22/2020 | 52 | F | 20-29 years | Moderna | Local Health Departmnet | 7    |
| 12/22/2020 | 52 | F | 20-29 years | Pfizer  | Hospital                | 757  |
| 12/22/2020 | 52 | F | 20-29 years | Pfizer  | Local Health Departmnet | 149  |
| 12/22/2020 | 52 | F | 30-39 years | Moderna | Hospital                | 7    |
| 12/22/2020 | 52 | F | 30-39 years | Moderna | Local Health Departmnet | 13   |
| 12/22/2020 | 52 | F | 30-39 years | Pfizer  | Hospital                | 1294 |
| 12/22/2020 | 52 | F | 30-39 years | Pfizer  | Local Health Departmnet | 149  |
| 12/22/2020 | 52 | F | 40-49 years | Moderna | Hospital                | 5    |
| 12/22/2020 | 52 | F | 40-49 years | Moderna | Local Health Departmnet | 23   |
| 12/22/2020 | 52 | F | 40-49 years | Pfizer  | Hospital                | 1092 |
| 12/22/2020 | 52 | F | 40-49 years | Pfizer  | Local Health Departmnet | 129  |
| 12/22/2020 | 52 | F | 50-59 years | Moderna | Hospital                | 5    |
| 12/22/2020 | 52 | F | 50-59 years | Moderna | Local Health Departmnet | 17   |
| 12/22/2020 | 52 | F | 50-59 years | Pfizer  | Hospital                | 1043 |
| 12/22/2020 | 52 | F | 50-59 years | Pfizer  | Local Health Departmnet | 123  |
| 12/22/2020 | 52 | F | 60-69 years | Moderna | Hospital                | 2    |
| 12/22/2020 | 52 | F | 60-69 years | Moderna | Local Health Departmnet | 8    |
| 12/22/2020 | 52 | F | 60-69 years | Pfizer  | Hospital                | 668  |
| 12/22/2020 | 52 | F | 60-69 years | Pfizer  | Local Health Departmnet | 57   |
| 12/22/2020 | 52 | F | 70-79 years | Moderna | Local Health Departmnet | 3    |

|            |    |   |             |         |                         |     |
|------------|----|---|-------------|---------|-------------------------|-----|
| 12/22/2020 | 52 | F | 70-79 years | Pfizer  | Hospital                | 47  |
| 12/22/2020 | 52 | F | 70-79 years | Pfizer  | Local Health Departmnet | 11  |
| 12/22/2020 | 52 | F | 80+ years   | Moderna | Local Health Departmnet | 1   |
| 12/22/2020 | 52 | F | 80+ years   | Pfizer  | Hospital                | 1   |
| 12/22/2020 | 52 | F | 80+ years   | Pfizer  | Local Health Departmnet | 1   |
| 12/22/2020 | 52 | F | missing     | Pfizer  | Hospital                | 9   |
| 12/22/2020 | 52 | F | missing     | Pfizer  | Local Health Departmnet | 5   |
| 12/22/2020 | 52 | M | 20-29 years | Moderna | Hospital                | 1   |
| 12/22/2020 | 52 | M | 20-29 years | Moderna | Local Health Departmnet | 7   |
| 12/22/2020 | 52 | M | 20-29 years | Pfizer  | Hospital                | 297 |
| 12/22/2020 | 52 | M | 20-29 years | Pfizer  | Local Health Departmnet | 217 |
| 12/22/2020 | 52 | M | 30-39 years | Moderna | Hospital                | 2   |
| 12/22/2020 | 52 | M | 30-39 years | Moderna | Local Health Departmnet | 12  |
| 12/22/2020 | 52 | M | 30-39 years | Pfizer  | Hospital                | 754 |
| 12/22/2020 | 52 | M | 30-39 years | Pfizer  | Local Health Departmnet | 374 |
| 12/22/2020 | 52 | M | 40-49 years | Moderna | Hospital                | 1   |
| 12/22/2020 | 52 | M | 40-49 years | Moderna | Local Health Departmnet | 21  |
| 12/22/2020 | 52 | M | 40-49 years | Pfizer  | Hospital                | 540 |
| 12/22/2020 | 52 | M | 40-49 years | Pfizer  | Local Health Departmnet | 351 |
| 12/22/2020 | 52 | M | 50-59 years | Moderna | Hospital                | 2   |
| 12/22/2020 | 52 | M | 50-59 years | Moderna | Local Health Departmnet | 6   |
| 12/22/2020 | 52 | M | 50-59 years | Pfizer  | Hospital                | 613 |
| 12/22/2020 | 52 | M | 50-59 years | Pfizer  | Local Health Departmnet | 226 |
| 12/22/2020 | 52 | M | 60-69 years | Moderna | Hospital                | 2   |
| 12/22/2020 | 52 | M | 60-69 years | Moderna | Local Health Departmnet | 9   |
| 12/22/2020 | 52 | M | 60-69 years | Pfizer  | Hospital                | 468 |
| 12/22/2020 | 52 | M | 60-69 years | Pfizer  | Local Health Departmnet | 101 |
| 12/22/2020 | 52 | M | 70-79 years | Moderna | Local Health Departmnet | 3   |
| 12/22/2020 | 52 | M | 70-79 years | Pfizer  | Hospital                | 107 |
| 12/22/2020 | 52 | M | 70-79 years | Pfizer  | Local Health Departmnet | 27  |
| 12/22/2020 | 52 | M | 80+ years   | Moderna | Local Health Departmnet | 2   |
| 12/22/2020 | 52 | M | 80+ years   | Pfizer  | Hospital                | 10  |
| 12/22/2020 | 52 | M | missing     | Pfizer  | Hospital                | 3   |
| 12/22/2020 | 52 | M | missing     | Pfizer  | Local Health Departmnet | 6   |
| 12/22/2020 | 52 | U | 20-29 years | Pfizer  | Hospital                | 1   |
| 12/22/2020 | 52 | U | 30-39 years | Pfizer  | Hospital                | 4   |
| 12/22/2020 | 52 | U | 40-49 years | Pfizer  | Hospital                | 2   |
| 12/22/2020 | 52 | U | 50-59 years | Pfizer  | Hospital                | 2   |