



2018

CDS- Annual Performance Improvement Report 2017-18

College of Health and Human Services

Follow this and additional works at: https://scholarworks.wmich.edu/disabilitycenter_news

 Part of the Disability and Equity in Education Commons, and the Higher Education Commons

WMU ScholarWorks Citation

College of Health and Human Services, "CDS- Annual Performance Improvement Report 2017-18" (2018).
Center for Disability Services News. 9.

https://scholarworks.wmich.edu/disabilitycenter_news/9

This Report is brought to you for free and open access by the Center for Disability Services at ScholarWorks at WMU. It has been accepted for inclusion in Center for Disability Services News by an authorized administrator of ScholarWorks at WMU. For more information, please contact maira.bundza@wmich.edu.





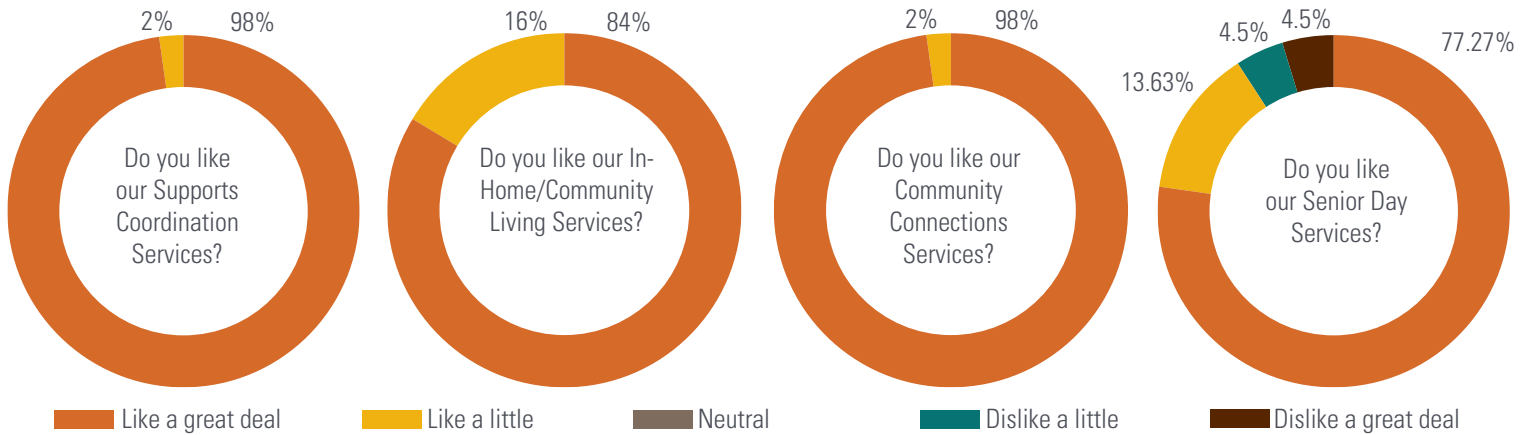
WESTERN MICHIGAN UNIVERSITY
Center for
Disability Services

Western Michigan University Center for Disability Services

2017-18 Annual Performance Improvement Report

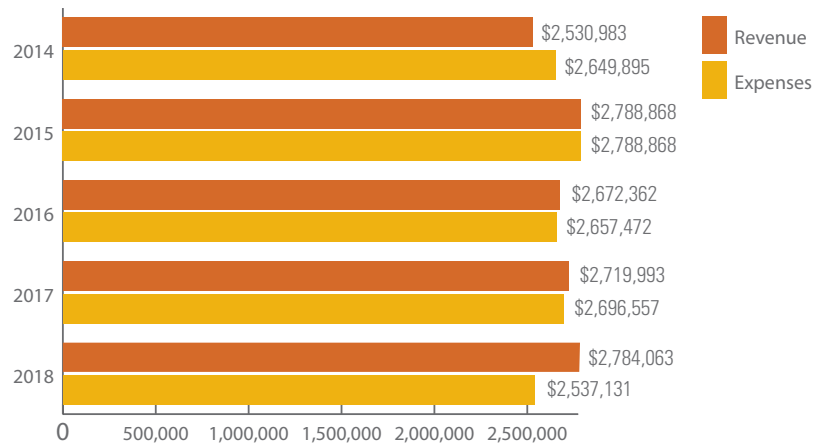
Participant Satisfaction

Maintaining participant satisfaction at or above 95% in all services provided is critical to our success. We have met and exceeded our goal in many service areas. Each year, we solicit feedback from individuals receiving our services. Below is a breakdown of participant satisfaction with respect to each service we provide.

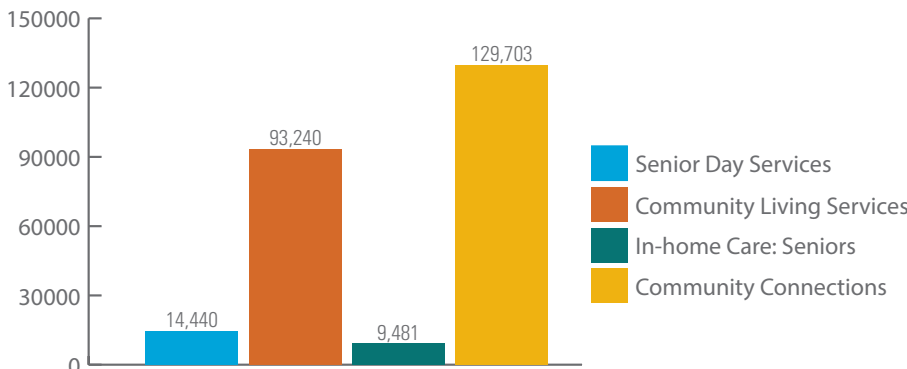


Financial Outcomes

The agency finished the fiscal year in the black for the third consecutive year. The total agency revenue increased by \$64,070 over the past year. There were zero audit findings resulting in a management letter.



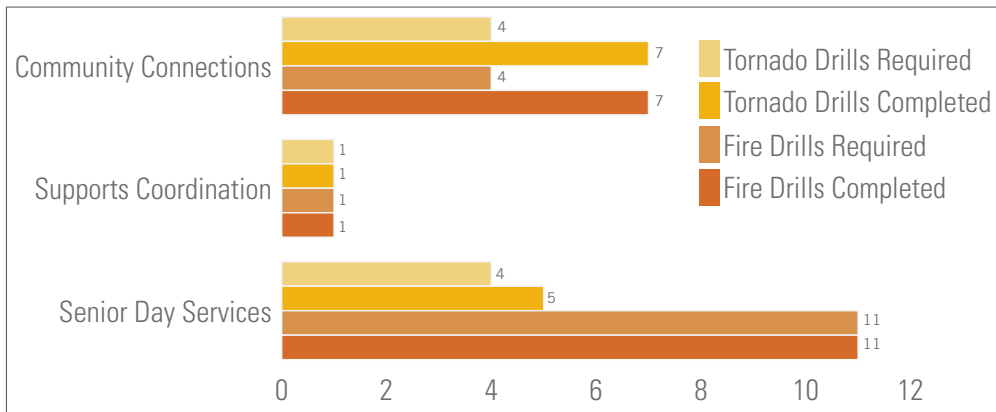
Therapeutic Interactions



Therapeutic interactions are planned interactions between a participant and a staff member, defined in a plan of service, and intended to achieve a desired outcome. The graph to the left represents each instance of a recorded therapeutic interaction by program.

Health and Safety

Maintaining health and safety is a top priority at the Center for Disability Services. Our faculty, staff and students are committed to providing safe and healthy environments for all attending CDS programs. We continue to comply with health and safety regulations, employee training programs and monitor trends in critical incidents to ensure our staff are maintaining safety and health standards to keep our consumers safe, healthy and happy. Our safety committee continues to monitor and identify trends, implement training where needed and provide annual summaries of incidents.



ZERO

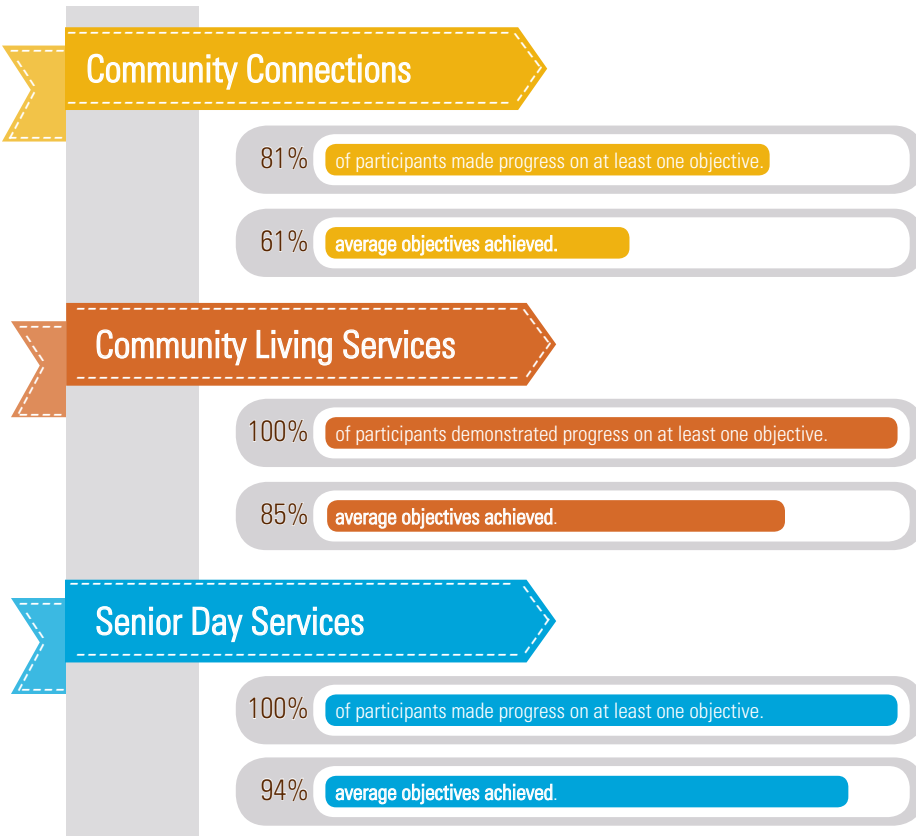
Critical incidents requiring outside medical attention where agency neglect was indicated.

100%

of CDS staff are HIPAA trained. There were zero incidents of HIPAA violations.

Program Outcomes

CDS has specific goals for each consumer based on the program or service. Below are some outcomes by service.



Service Delivery Scores

100%
documentation
supports treatment

100%
training compliance

Census by service

