



Western Michigan University
ScholarWorks at WMU

College of Health and Human Services
Newsletter

College of Health and Human Services

12-1-2017

College of Health and Human Services Research and FY17 Awards

Ann A. Tyler
Western Michigan University

Follow this and additional works at: https://scholarworks.wmich.edu/hhs_news



Part of the Higher Education Commons

WMU ScholarWorks Citation

Tyler, Ann A., "College of Health and Human Services Research and FY17 Awards" (2017). *College of Health and Human Services Newsletter*. 35.
https://scholarworks.wmich.edu/hhs_news/35

This Newsletter is brought to you for free and open access by the College of Health and Human Services at ScholarWorks at WMU. It has been accepted for inclusion in College of Health and Human Services Newsletter by an authorized administrator of ScholarWorks at WMU. For more information, please contact wmu-scholarworks@wmich.edu.





College of Health and Human Services

WESTERN MICHIGAN UNIVERSITY

Research and FY17 Awards

Ann A. Tyler, Ph.D.

Associate Dean

December 1, 2017

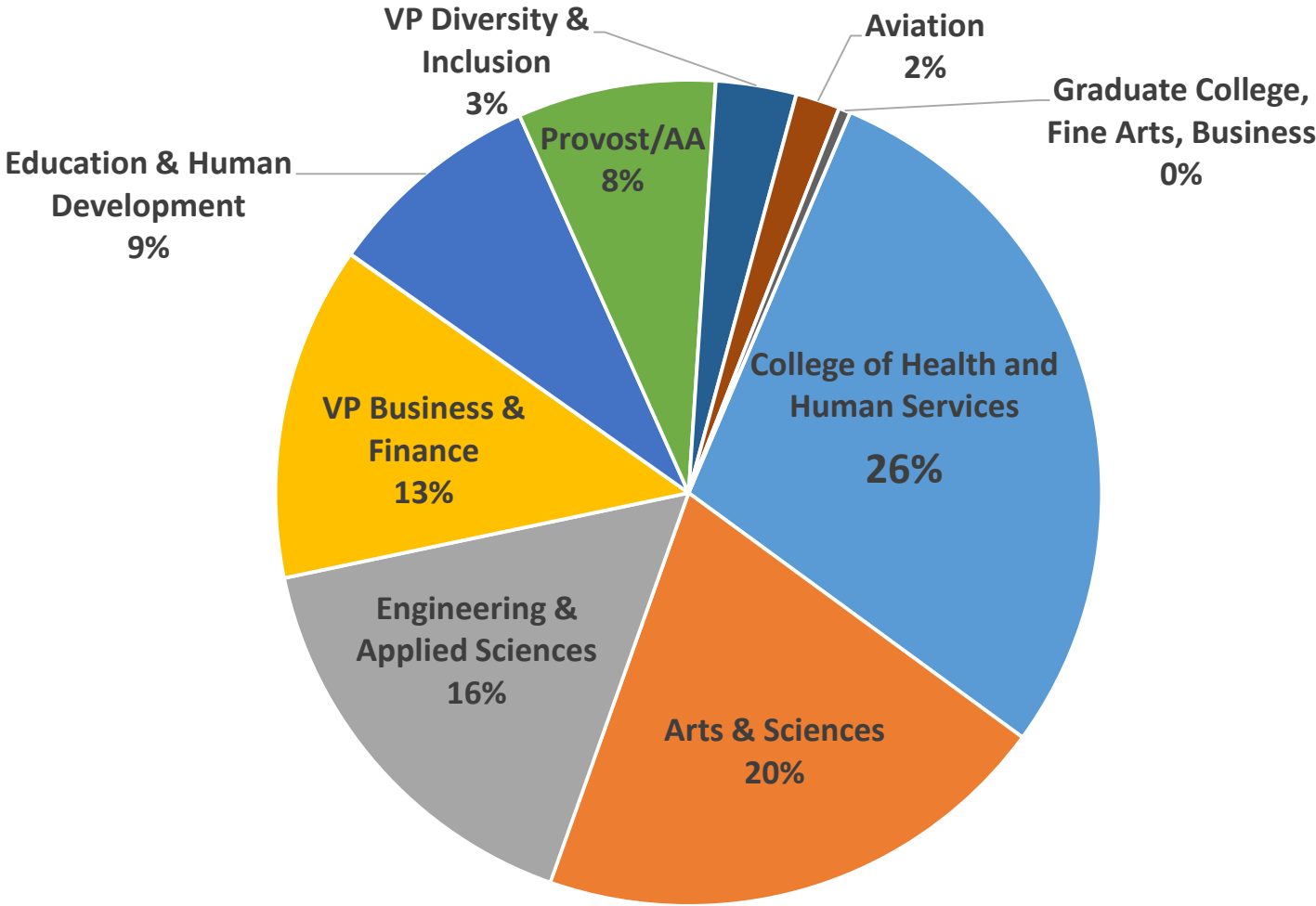


FY17 Awards

Funding Source*	Amount
GRANT AND CONTRACT TOTALS Includes new awards, renewals, continuations, and supplements	\$4,838,151
UC - CENTER FOR DISABILITY SERVICES (CDS) Includes mental health contracts	\$2,272,052
CHHS FY17 GRAND TOTAL	\$7,110,203

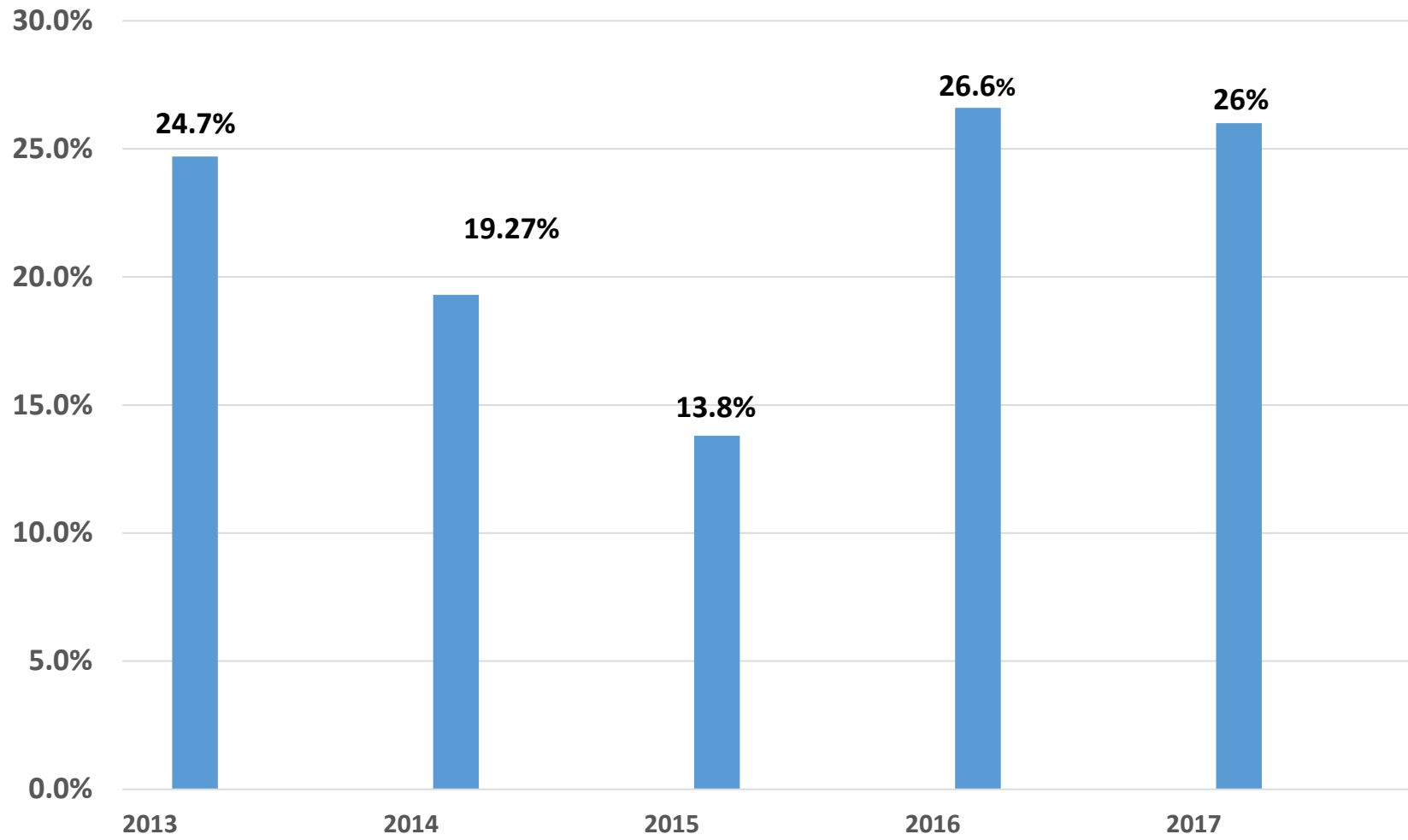
*Awards as tracked by OVPR, with multi-year awards typically counted incrementally across each year of the award (e.g., annual amounts for a 5-year award are counted in each year, not as a single award in the first year).

Awards (\$) by College FY 17



CHHS	\$7,110,203
Arts & Sciences	\$5,053,021
Engineering & Applied Sciences	\$4,034,194
VP Business & Finance	\$3,244,134
Education & Human Development	\$2,111,324
Provost/AA	\$1,922,499
VP Diversity & Inclusion	\$781,724
Aviation	\$428,313
Graduate College	\$102,708
Fine Arts	\$10,623
Business	\$0

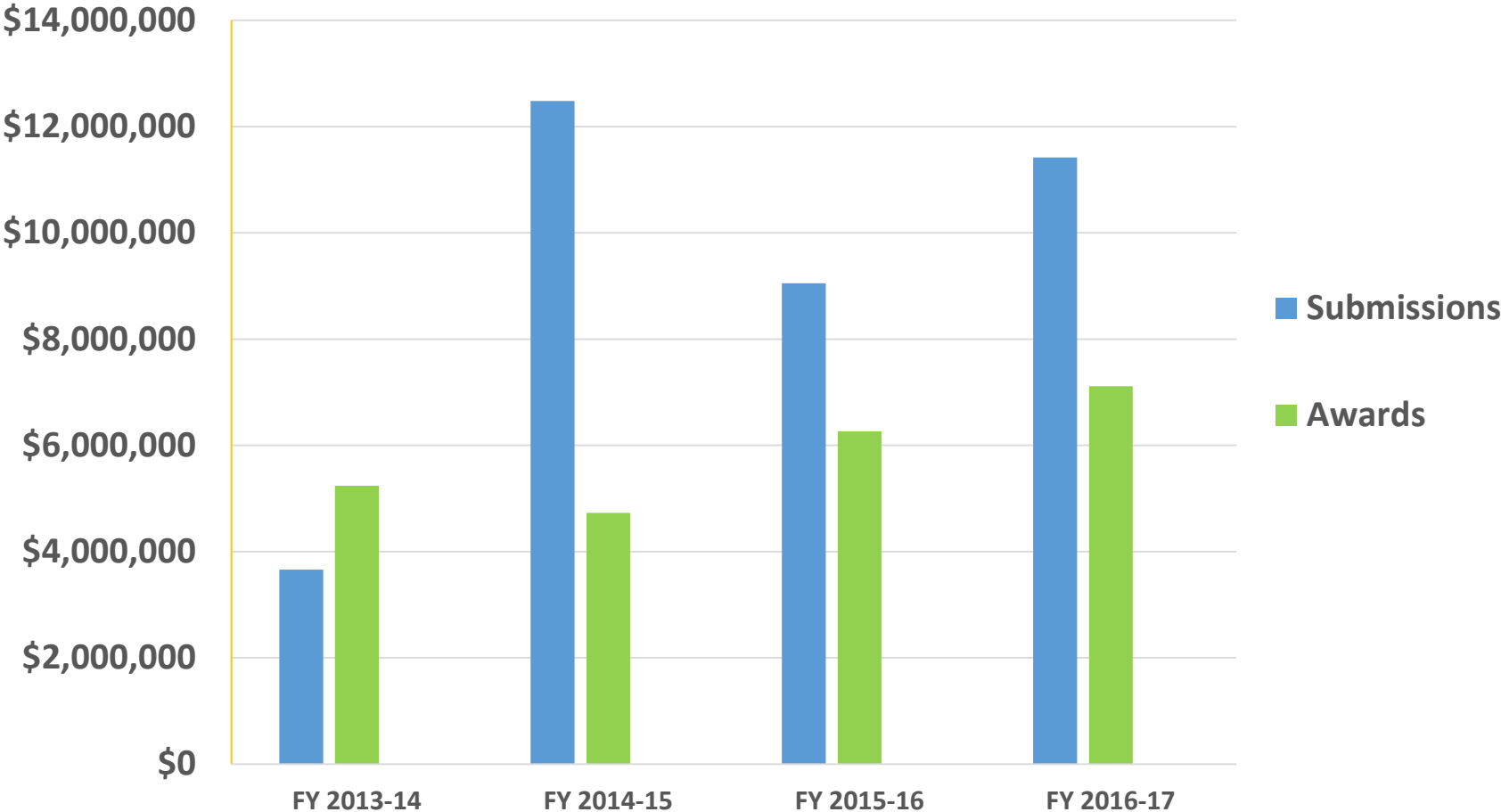
CHHS Awards as % of WMU Awards by Year



Number of Awards and Awardees Summary

- 2017:
 - Highest award value represented by any one college for second consecutive year
 - CHHS has 13% of WMU's T/TT faculty
 - Award value is 62% of value of submissions
- Number of awards and awardees trending in positive direction
- College has sustained external funding efforts over many years with relatively few awardees
- For 2017, 18% of faculty received awards (21 total awardees), reflecting an increase from last year

Value of Awards and Submissions by Year



Funding Sources

- U.S. Dept. of Education
- U.S. Dept. of Health and Human Services
- U.S. Army: Geneva Foundation
- Association for Prevention Teaching and Research
- Kalamazoo County Mental Health Services
- East Side Youth Strong
- Michigan Department of Health and Human Services
- State departments of health/human services
- Public Policy Associates
- Wayne State University

Types of Projects

Personnel Preparation

- Educating teachers of children with visual impairment, visual rehabilitation therapists, and orientation and mobility specialists
- Graduating more students from underrepresented groups and disadvantaged populations with BSNs to enter the nursing workforce
- Educating OT and social work students in interprofessional behavioral health practice
- Educating public health and social work students to communicate with Native Americans about health matters in a culturally appropriate manner

Clinical translation

- Development of a concussion symptom management app
- National implementation of a web-based system to increase healthy eating and thereby reduce obesity

Types of Projects

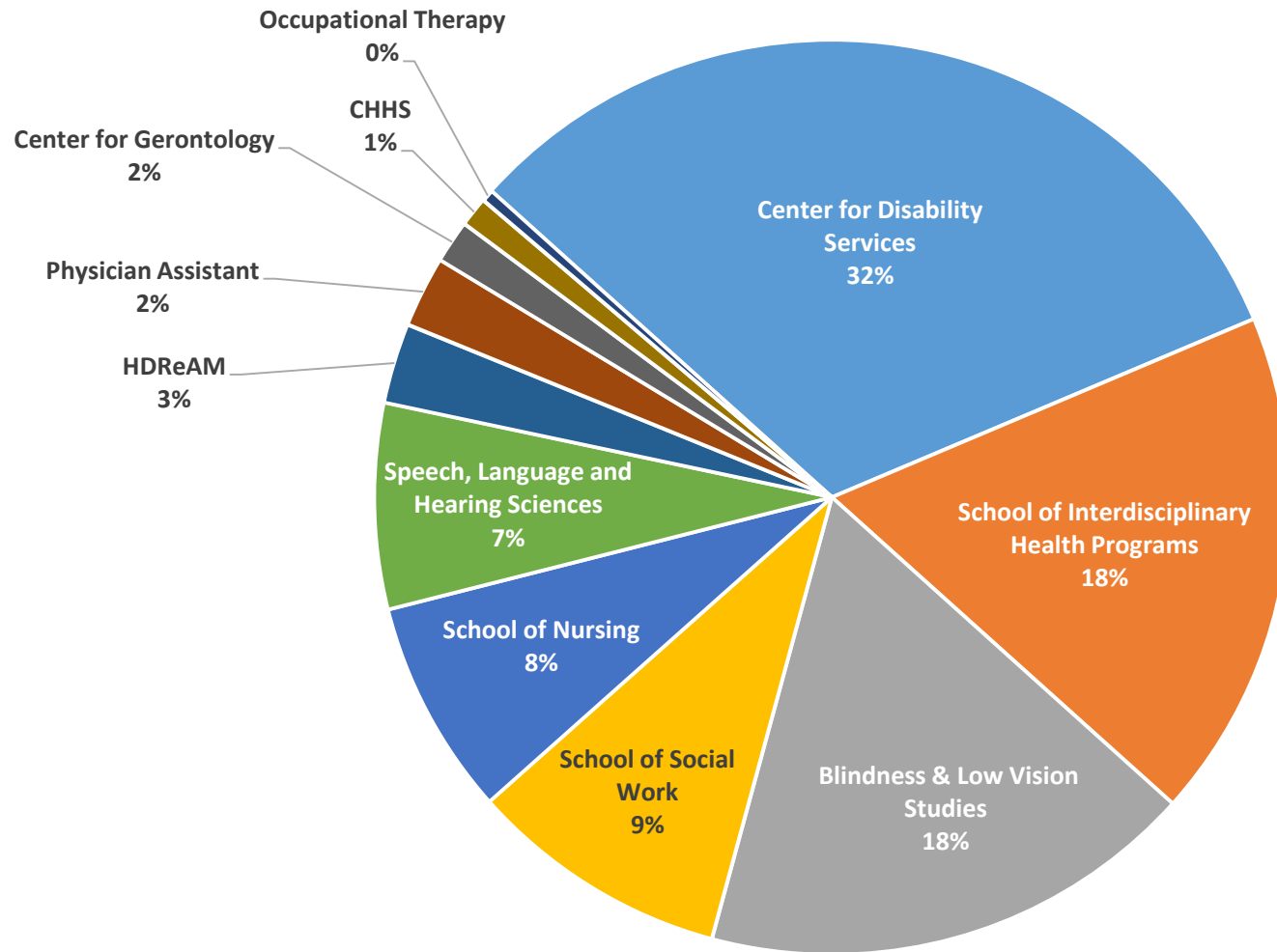
Community engagement

- Health data mapping
- Evaluation of elder abuse
- Western Regional Area Health Education Center

Research

- Identifying ergonomic and biomechanical factors that affect how well a blind individual can detect hazards, such as drop-offs and obstacles
- Modeling the molecular mechanisms of the impact of nicotine and alcohol on auditory development

CHHS Award Dollars by Department FY 17



Center for Disability Services	\$2,272,052
School of Interdisciplinary Health Programs	\$1,281,787
Blindness & Low Vision Studies	\$1,249,597
School of Social Work	\$655,117
School of Nursing	\$540,689
Speech, Language and Hearing Sciences	\$517,596
HReAM	\$201,892
Physician Assistant	\$178,384
Center for Gerontology	\$107,671
CHHS	\$75,000
Occupational Therapy	\$30,418

OVPB Updates

- Vice President for Research search in final stage
- 2017-18 Focused Initiatives
 - Improve infrastructure and research support; also policy focus to ease grant development and submission processes
 - Strengthen interdisciplinary research
 - Undergraduate students – program for students to identify and participate in research opportunities
- Upcoming deadlines
 - FRACAA Deadline: Jan. 19, 2018
 - SFSA Deadline: Jan. 31, 2018
- Research Officer: Denise Wheatley

CHHS Research Support

- Junior Faculty Discovery Initiative
- RED fund
 - Funds to be used for release time (replacement cost) for teaching load
 - Funds to be used for equipment, consultant support, travel, and other expenses that are related to research development
 - Priorities for funding focused on grant writing support
- Writing and proposal development assistance
 - Research Office Hours in spring 2018
- FRACAA development: current AY CHHS faculty received 3 of 21 awards in comparison to none in the prior 2 years

Research Clusters

- Health equity, disparities, and community empowerment
- Health, wellness, and safety
- Health practice and policy
- Gerontology
- Rehabilitation assessment, intervention, and engineering
- Addiction, trauma, and behavioral health
- Student learning and clinical education outcomes

Initiatives and Opportunities

- Capitalize on CHHS strengths to build interdisciplinary teams within and across colleges
 - Brain Lab
 - Develop **research communities** (e.g., concussion/TBI; substance use/mental health)
- Update research web pages
- Research publication under development
- Mentorship opportunities
- IPE Expo as a venue to feature student research
- Increase percentage of faculty submitting grant proposals to 25%

FY18 Awards as of 10/31/17

Funding Source*	Amount
GRANT AND CONTRACT TOTALS Includes new awards, renewals, continuations, and supplements	\$1,863,693
UC - CENTER FOR DISABILITY SERVICES (CDS) Includes mental health contracts	\$484,768
CHHS FY18 GRAND TOTAL	\$2,348,461

*Awards tracked by OVPR.

Conclusions

- Trends:
 - Proposal activity for FY18 is strong, with \$4.725 million in proposal requests submitted to-date; greater than our highest year
 - Value of awards is less than last year
 - Our expenditure value is on par with last year at this time
- Overall proposal success rate remains high
- We appear to be maintaining our funding levels as sources and faculty change from year to year

***Congratulations to all of our successful researchers
and our faculty for their engagement in scholarly activity!***