



Western Michigan University
ScholarWorks at WMU

Michigan COVID-19 Hospital Data

Michigan COVID-19 State Data

5-14-2020

2020-05-14_MichiganOverview_COVIDbedPPE

Michigan Department of Health & Human Services

Follow this and additional works at: <https://scholarworks.wmich.edu/michigan-covid-data-state-hospital>



Part of the Public Health Commons

WMU ScholarWorks Citation

Michigan Department of Health & Human Services, "2020-05-14_MichiganOverview_COVIDbedPPE" (2020). *Michigan COVID-19 Hospital Data*. 41.

<https://scholarworks.wmich.edu/michigan-covid-data-state-hospital/41>

This MDHHS is brought to you for free and open access by the Michigan COVID-19 State Data at ScholarWorks at WMU. It has been accepted for inclusion in Michigan COVID-19 Hospital Data by an authorized administrator of ScholarWorks at WMU. For more information, please contact wmu-scholarworks@wmich.edu.



Coronavirus

CONTAIN ▾ RESOURCES ▾ PRESS RELEASES VOLUNTEER DONATE VIDEO UPDATES

CORONAVIRUS

Statewide Available PPE and Bed Tracking

Statewide Available Bed Tracking for COVID-19* 05/14/2020**

	Total Number of Hospital Beds	Hospital Inpatient Beds	Hospital Inpatient Bed Occupied	ICU Beds	ICU Bed Occupied	Negative Pressure Isolation Total	Negative Pressure Isolation Available	Total Ventilators	Available Ventilators	Available Operating Room	Available Adult Med/Surg	Available Burn Care	Available Pediatric	Available Psych.	Total Morgue Capacity	Mo Avai
Region 1	1670	1460	937	195	133	215	170	225	177	32	255	0	33	51	55	3
Region 2N	4977	4771	3296	540	360	371	143	732	527	74	756	0	71	86	212	1!
Region 2S	7316	6238	4370	1048	735	579	185	1343	817	80	853	10	86	69	512	3!
Region 3	3006	2434	1557	376	285	254	126	346	219	75	700	1	130	25	112	7
Region 5	2127	1518	1048	189	100	269	146	224	173	47	478	10	54	81	34	2
Region 6	2672	2330	1327	411	292	219	114	450	354	100	577	36	82	24	113	1!
Region 7	1001	974	436	106	54	171	138	95	78	38	321	0	31	20	30	2
Region 8	674	567	230	59	31	109	88	94	91	37	275	11	30	14	31	3
Total	23443	20292	13201	2924	1990	2187	1110	3509	2436	483	4215	68	517	370	1099	7!

*90% response rate

** Data is preliminary and subject to change.

COVID-19 Metrics

HCC Region	Region 1	Region 2 North	Region 2 South	Region 3	Region 5	Region 6	Region 7	Region 8	Total
# of ED Discharges	84	117	159	65	29	103	20	11	588
# In Critical Care	20	136	229	73	22	48	3	1	532
# on Ventilators	22	97	231	44	13	31	1	1	440
# of Inpatients	47	346	559	128	60	115	1	0	1256

Statewide Hospital Available PPE Tracking for COVID-19* 05/13/2020**

	CAPRs	Coveralls	Elastomeric Respirator	Elastomeric Respirator Filters	Face Shields	Gloves	Goggles	N95 Respirator Masks	PAPR Batteries	PAPR Filters	PAPRs	Surgical Gowns	Surgical Isolation Gowns	Surgical Masks/Have questions? Chat with Bob
Region 1	50	29,967	77	21	132,122	1,611,730	5,841	113,917	214	411	112	32,048	108,056	1,064,763

	CAPRs	Coveralls	Elastomeric Respirator	Elastomeric Respirator Filters	Face Shields	Gloves	Goggles	N95 Respirator Masks	PAPR Batteries	PAPR Filters	PAPRs	Surgical Gowns	Surgical Isolation Gowns	Surgical Masks/Facemasks
Region 2N	145	8,965	24	73	143,751	6,579,446	20,519	218,434	368	602	318	75,981	166,395	454,206
Region 2S	109	29,171	2	1,831	283,970	4,228,537	17,615	521,482	806	1,326	900	59,572	282,566	1,712,342
Region 3	235	3,219	8	12	93,840	4,823,247	34,108	159,771	209	406	158	18,885	235,959	884,206
Region 5	157	1,901	23	40	19,864	1,502,686	8,397	52,006	258	314	174	10,399	46,708	138,667
Region 6	136	1,695	14	36	139,289	22,789,106	41,581	335,928	402	915	371	68,937	55,859	4,478,512
Region 7	46	3,465	0	0	92,941	6,153,095	9,492	53,537	290	264	208	27,151	29,010	617,983
Region 8	4	2,050	45	197	29,759	2,200,562	1,264	79,074	146	351	153	9,966	41,706	265,222
Total	882	80,433	193	2,210	935,536	49,888,409	138,817	1,534,149	2,693	4,589	2,394	302,939	966,259	9,615,901

*83% Reporting

**Data is preliminary and subject to change

- Data is self-reported by hospitals daily to the EM Resource System per MDHHS Director Robert Gordon's Emergency Order.
- Changes in inventory numbers have likely occurred since reporting was completed.
- This information will be updated daily by 7 p.m.
- Information about Healthcare Coalition Regions is available on the MDHHS website.

Region 1 – Clinton, Eaton, Gratiot, Hillsdale, Ingham, Jackson, Lenawee, Livingston and Shiawassee counties.

Region 2S – City of Detroit and Monroe, Washtenaw and Wayne counties.

Region 2N - Macomb, Oakland and St. Clair counties.

Region 3 - Saginaw, Alcona, Iosco, Ogemaw, Arenac, Gladwin, Midland, Bay, Genesee, Tuscola, Lapeer, Sanilac and Huron counties.

Region 5 - Allegan, Barry, Calhoun, Branch, St. Joseph, Cass, Berrien, Van Buren and Kalamazoo counties.

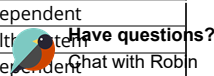
Region 6 - Clare, Ionia, Isabella, Kent, Lake, Mason, Mecosta, Montcalm, Muskegon, Newaygo, Oceana, Osceola and Ottawa counties.

Region 7 - Manistee, Wexford, Missaukee, Roscommon, Benzie, Leelanau, Grand Traverse, Kalkaska, Crawford, Oscoda, Antrim, Otsego, Montmorency, Alpena, Presque Isle, Cheboygan, Emmet and Charlevoix counties.

Region 8 - Chippewa, Mackinac, Luce, Schoolcraft, Delta, Alger, Marquette, Dickinson, Menominee, Baraga, Iron, Gogebic, Ontonagon, Houghton and Keweenaw counties.

PPE Days On Hand as of 05/14/2020

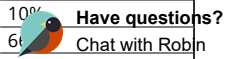
Health System/Hospital	N95 Masks	Surgical Masks	Surgical Gowns	Shields	Gloves	System/Independent
Ascension	21+ days	21+ days	21+ days	21+ days	21+ days	Health System
Aspirus	21+ days	21+ days	21+ days	21+ days	21+ days	Health System
Baraga County Memorial Hospital	21+ days	21+ days	21+ days	21+ days	21+ days	Independent
Beaumont	21+ days	0-6 days	7-14 days	21+ days	15-21 days	Health System
Bronson	21+ days	7-14 days	21+ days	21+ days	7-14 days	Health System
Covenant	21+ days	21+ days	21+ days	21+ days	15-21 days	Health System
Deckerville Community Hospital	21+ days	15-21 days	21+ days	21+ days	21+ days	Independent
Detroit Medical Center	21+ days	7-14 days	21+ days	21+ days	15-21 days	Health System
Dickinson Memorial Health Care System	21+ days	21+ days	7-14 days	21+ days	21+ days	Independent
Eaton Rapids Medical Center	21+ days	15-21 days	7-14 days	21+ days	21+ days	Independent
Harbor Beach Community Hospital	21+ days	15-21 days	21+ days	21+ days	21+ days	Independent
Helen Newberry Joy Hospital	21+ days	21+ days	21+ days	21+ days	21+ days	Independent
Henry Ford Health System	21+ days	7-14 days	21+ days	21+ days	7-14 days	Health System
Hills and Dales General Hospital	21+ days	21+ days	21+ days	21+ days	21+ days	Independent
Hillsdale Hospital	21+ days	15-21 days	21+ days	21+ days	21+ days	Independent
Holland Community Hospital	21+ days	21+ days	7-14 days	21+ days	21+ days	Independent
Hurley Medical Center	21+ days	0-6 days	0-6 days	21+ days	21+ days	Health System
Kalkaska Memorial Health Center	21+ days	21+ days	21+ days	21+ days	21+ days	Independent
Mackinac Straits Hospital	21+ days	21+ days	21+ days	21+ days	21+ days	Independent
Marlette Regional Hospital	21+ days	21+ days	21+ days	21+ days	21+ days	Independent
McKenzie Memorial Hospital	21+ days	21+ days	15-21 days	21+ days	21+ days	Independent



Health System/Hospital	N95 Masks	Surgical Masks	Surgical Gowns	Shields	Gloves	System/Independent
McLaren	21+ days	7-14 days	21+ days	21+ days	21+ days	Health System
Memorial Healthcare	15-21 days	7-14 days	15-21 days	21+ days	21+ days	Independent
Metro	21+ days	21+ days	21+ days	21+ days	21+ days	Health System
Michigan Medicine	21+ days	21+ days	15-21 days	7-14 days	0-6 days	Health System
MidMichigan Health	7-14 days	0-6 days	15-21 days	21+ days	0-6 days	Health System
Munising Memorial Hospital	21+ days	7-14 days	21+ days	21+ days	21+ days	Independent
Munson Health System	21+ days	21+ days	21+ days	21+ days	21+ days	Health System
North Ottawa Community Hosp	21+ days	7-14 days	15-21 days	21+ days	21+ days	Independent
OSF St. Francis Hospital	21+ days	21+ days	21+ days	21+ days	21+ days	Independent
Oaklawn Hospital	21+ days	15-21 days	21+ days	0-6 days	21+ days	Independent
Pontiac General Hospital	21+ days	21+ days	21+ days	21+ days	21+ days	Independent
Prime Health	21+ days	15-21 days	21+ days	21+ days	7-14 days	Health System
ProMedica	21+ days	15-21 days	15-21 days	21+ days	7-14 days	Health System
Scheurer Hospital	21+ days	0-6 days	21+ days	21+ days	21+ days	Independent
Schoolcraft Memorial Hospital	21+ days	21+ days	21+ days	21+ days	21+ days	Independent
Sheridan Community Hospital	21+ days	0-6 days	7-14 days	21+ days	7-14 days	Independent
Sparrow Health System	21+ days	21+ days	21+ days	21+ days	7-14 days	Health System
Spectrum	21+ days	21+ days	21+ days	21+ days	21+ days	Health System
Straith Hospital	7-14 days	0-6 days	21+ days	21+ days	21+ days	Independent
Sturgis Hospital	21+ days	21+ days	21+ days	21+ days	21+ days	Independent
Three Rivers Health	0-6 days	15-21 days	21+ days	21+ days	21+ days	Independent
Trinity	21+ days	7-14 days	21+ days	21+ days	7-14 days	Health System
UP Health	21+ days	15-21 days	21+ days	21+ days	21+ days	Health System
War Memorial Hospital	21+ days	21+ days	21+ days	21+ days	21+ days	Independent

Patient Census as of 05/14/2020

Health System/Hospital	COVID-19 Patients	COVID-19 Patients in ICU	Bed Occupancy
Ascension	195	54	66%
Aspirus	0	0	19%
Baraga County Memorial Hospital	0	0	33%
Beaumont	315	185	72%
Bronson	21	6	61%
Covenant	51	17	66%
Deckerville Community Hospital	0	0	0%
Detroit Medical Center	172	68	94%
Dickinson Memorial Health Care System	2	0	29%
Eaton Rapids Medical Center	1	0	25%
Harbor Beach Community Hospital	0	0	7%
Helen Newberry Joy Hospital	0	0	8%
Henry Ford Health System	206	88	65%
Hills and Dales General Hospital	0	0	26%
Hillsdale Hospital	1	1	29%
Holland Community Hospital	13	3	81%
Hurley Medical Center	25	14	73%
Kalkaska Memorial Health Center	0	0	13%
Mackinac Straits Hospital	0	0	13%
Marlette Regional Hospital	0	0	24%
McKenzie Memorial Hospital	0	0	0%
McLaren	123	42	67%
Memorial Healthcare	10	1	33%
Metro	8	3	51%
Michigan Medicine	67	38	77%
MidMichigan Health	17	7	43%
Munising Memorial Hospital	0	0	14%
Munson Health System	4	4	52%
North Ottawa Community Hosp	0	0	37%
Oaklawn Hospital	4	2	27%
OSF St. Francis Hospital	0	0	9%
Pontiac General Hospital	2	0	10%
Prime Health	37	8	53%
ProMedica	13	6	58%
Scheurer Hospital	0	0	30%
Schoolcraft Memorial Hospital	0	0	42%
Sheridan Community Hospital	2	0	10%
Sparrow Health System	30	7	66%
Spectrum	76	22	54%
Straith Hospital	1	0	17%
Sturgis Hospital	1	0	50%
Three Rivers Health	2	0	34%



Health System/Hospital	COVID-19 Patients	COVID-19 Patients in ICU	Bed Occupancy
Trinity	204	60	71%
UP Health	2	0	62%
War Memorial Hospital	0	0	18%
Grand Total	1,605	636	64%

This information has been compiled by the Michigan Health & Hospital Association (MHA) on behalf of the Michigan Department of Health & Human Services (MDHHS). The data is from the state of Michigan's EMResource data system. Hospitals are required to enter data into EMResource. The data reflects the status in the hospital or health system from the previous 48 hour period. **General Information: Tableau Dashboard of Health System/Hospital Data**

The information is aggregated by health system for those hospitals that are part of a health system. This is because systems are centrally tracking and distributing personal protection equipment (PPE) amongst their various facilities and looking at patient surge and load from a system perspective. Non-system hospitals are identified as individual hospitals.

The data reflects the status in health systems and hospitals 48 hours prior to the time that the data was posted to this website.

DATA DICTIONARY:

PPE Days on Hand - This is a calculation based on a number of factors including the amount of PPE, the number of COVID-19 patients, beds, industry standard usage and conservation techniques.

COVID-19 Patients - Confirmed positive patients, as well as patients who are currently pending and under investigation (PUI). This includes COVID-19 patients in the ICU.

COVID-19 Patients in ICU - Confirmed positive patients and suspected patients in intensive care unit (ICU).

Bed Occupancy - The percentage of staffed inpatient beds occupied by any patient regardless of COVID-19 status. This includes surge or overflow beds.

NAVIGATION:

There are three data tabs that display information:

Dashboard - PPE status and Patient Census for a specific health system or hospital

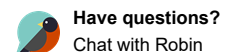
Patient Census - Patient census for all health systems/hospitals in Michigan

PPE - Personal protective equipment status for all health systems/hospitals in Michigan



MICHIGAN.GOV HOME
ADA
MICHIGAN NEWS
POLICIES

COPYRIGHT 2020 STATE OF MICHIGAN



Have questions?
 Chat with Robin

Statewide Available Bed Tracking for COVID-19* 05/14/2020**

	Total Number of Hospital Beds	Hospital Inpatient Beds	Hospital Inpatient Bed Occupied	ICU Beds	ICU Bed Occupied	Negative Pressure Isolation Total	Negative Pressure Isolation Available	Total Ventilators	Available Ventilators	Available Operating Room	Available Adult Med/Surg	Available Burn Care	Available Pediatric	Available Psych.	Total Morgue Capacity	Morgue Available
Region 1	1670	1460	937	195	133	215	170	225	177	32	255	0	33	51	55	39
Region 2N	4977	4771	3296	540	360	371	143	732	527	74	756	0	71	86	212	150
Region 2S	7316	6238	4370	1048	735	579	185	1343	817	80	853	10	86	69	512	353
Region 3	3006	2434	1557	376	285	254	126	346	219	75	700	1	130	25	112	72
Region 5	2127	1518	1048	189	100	269	146	224	173	47	478	10	54	81	34	25
Region 6	2672	2330	1327	411	292	219	114	450	354	100	577	36	82	24	113	103
Region 7	1001	974	436	106	54	171	138	95	78	38	321	0	31	20	30	26
Region 8	674	567	230	59	31	109	88	94	91	37	275	11	30	14	31	31
Total	23443	20292	13201	2924	1990	2187	1110	3509	2436	483	4215	68	517	370	1099	799

*90% response rate

** Data is preliminary and subject to change.

Statewide Hospital Available PPE Tracking for COVID-19* 05/13/2020**

	CAPRs	Coveralls	Elastomeric Respirator	Elastomeric Respirator Filters	Face Shields	Gloves	Goggles	N95 Respirator Masks	PAPR Batteries	PAPR Filters	PAPRs	Surgical Gowns	Surgical Isolation Gowns	Surgical Masks/ Facemasks
Region 1	50	29,967	77	21	132,122	1,611,730	5,841	113,917	214	411	112	32,048	108,056	1,064,763
Region 2N	145	8,965	24	73	143,751	6,579,446	20,519	218,434	368	602	318	75,981	166,395	454,206
Region 2S	109	29,171	2	1,831	283,970	4,228,537	17,615	521,482	806	1,326	900	59,572	282,566	1,712,342
Region 3	235	3,219	8	12	93,840	4,823,247	34,108	159,771	209	406	158	18,885	235,959	884,206
Region 5	157	1,901	23	40	19,864	1,502,686	8,397	52,006	258	314	174	10,399	46,708	138,667
Region 6	136	1,695	14	36	139,289	22,789,106	41,581	335,928	402	915	371	68,937	55,859	4,478,512
Region 7	46	3,465	0	0	92,941	6,153,095	9,492	53,537	290	264	208	27,151	29,010	617,983
Region 8	4	2,050	45	197	29,759	2,200,562	1,264	79,074	146	351	153	9,966	41,706	265,222
Total	882	80,433	193	2,210	935,536	49,888,409	138,817	1,534,149	2,693	4,589	2,394	302,939	966,259	9,615,901

*83% Reporting

**Data is preliminary and subject to change