



Western Michigan University
ScholarWorks at WMU

Michigan COVID-19 Hospital Data

Michigan COVID-19 State Data

7-2-2020

2020-07-02_MichiganOverview_COVIDbedPPE

Michigan Department of Health & Human Services

Follow this and additional works at: <https://scholarworks.wmich.edu/michigan-covid-data-state-hospital>



Part of the Public Health Commons

WMU ScholarWorks Citation

Michigan Department of Health & Human Services, "2020-07-02_MichiganOverview_COVIDbedPPE" (2020). *Michigan COVID-19 Hospital Data*. 79.

<https://scholarworks.wmich.edu/michigan-covid-data-state-hospital/79>

This MDHHS is brought to you for free and open access by the Michigan COVID-19 State Data at ScholarWorks at WMU. It has been accepted for inclusion in Michigan COVID-19 Hospital Data by an authorized administrator of ScholarWorks at WMU. For more information, please contact wmu-scholarworks@wmich.edu.



Coronavirus



CORONAVIRUS

Statewide Available PPE and Bed Tracking

Note: Data on this page will now be updated Monday - Friday due to furloughs.

Statewide Available Bed Tracking for COVID-19* 07/02/2020**

	Total Number of Hospital Beds	Hospital Inpatient Beds	Hospital Inpatient Bed Occupied	ICU Beds	ICU Bed Occupied	Negative Pressure Isolation Total	Negative Pressure Isolation Available	Total Ventilators	Available Ventilators	Available Operating Room	Available Adult Med/Surg	Available Burn Care	Avail Pedi
Region 1	1736	1458	1066	193	155	197	91	202	170	33	216	0	4
Region 2N	5089	4958	3538	511	401	333	157	540	395	76	519	0	5
Region 2S	7342	6492	4999	944	718	483	157	1,191	751	112	581	3	11
Region 3	3201	2601	2016	403	309	260	131	308	221	84	484	0	10
Region 5	2104	1486	1235	181	99	266	129	228	187	63	270	5	5
Region 6	2700	2356	1540	411	294	224	86	429	354	85	439	23	6
Region 7	1011	985	577	198	117	173	127	98	82	38	256	0	2
Region 8	670	563	314	80	50	101	58	96	91	37	195	0	1
Total	23853	20899	15285	2921	2143	2037	936	3,092	2,251	528	2,960	31	45

*83% response rate

** Data is preliminary and subject to change

COVID-19 Metrics 07/02/2020

HCC Region	Region 1	Region 2 North	Region 2 South	Region 3	Region 5	Region 6	Region 7	Region 8	Total
# of ED Discharges	53	63	255	59	17	133	31	40	651
# In Critical Care	8	49	66	17	7	22	9	2	92
# on Ventilators	8	30	38	5	1	9	0	1	315
# of Inpatients	6	82	116	36	23	42	8	2	

Statewide Hospital Available PPE Tracking for COVID-19* 07/02/2020**

	CAPRs	Coveralls	Elastomeric Respirator	Elastomeric Respirator Filters	Face Shields	Gloves	Goggles	N95 Respirator Masks	PAPR Batteries	PAPR Filters	PAPRs	Surgical Gowns	Sur Isol Gc
Region 1	50	48,499	97	35	126,719	1,123,843	5,279	117,502	214	411	137	19,084	146
Region 2N	185	8,362	24	73	113,371	4,116,959	22,086	241,818	336	601	337	76,164	224
Region 2S	112	28,561	44	1,875	203,075	3,294,969	17,632	438,483	806	1,292	783	41,504	401
Region 3	235	3,734	28	52	97,591	7,621,424	22,811	190,720	244	406	163	20,492	330
Region 5	157	1,895	23	64	25,124	1,288,024	8,439	47,112	268	330	210	13,778	56
Region 6	134	1,709	214	436	114,413	19,300,971	44,903	405,736	692	1,217	669	81,813	80
Region 7	46	3,149	0	0	78,707	5,356,548	10,086	46,014	390	455	310	28,470	22
Region 8	4	2,451	45	170	33,440	2,314,358	1,052	82,266	182	423	185	10,245	51
Total	923	98,360	475	2,705	792,440	44,417,096	132,288	1,569,651	3,132	5,135	2,794	291,550	1,314

*74% Reporting

**Data is preliminary and subject to change

Q



- Data is self-reported by hospitals daily to the EM Resource System per MDHHS Director Robert Gordon's Emergency Order.
- Changes in inventory numbers have likely occurred since reporting was completed.
- This information will be updated daily by 7 p.m.
- Information about Healthcare Coalition Regions is available on the MDHHS website.

Region 1 – Clinton, Eaton, Gratiot, Hillsdale, Ingham, Jackson, Lenawee, Livingston and Shiawassee counties.**Region 2S** – City of Detroit and Monroe, Washtenaw and Wayne counties.**Region 2N** – Macomb, Oakland and St. Clair counties.**Region 3** – Saginaw, Alcona, Iosco, Ogemaw, Arenac, Gladwin, Midland, Bay, Genesee, Tuscola, Lapeer, Sanilac and Huron counties.**Region 5** – Allegan, Barry, Calhoun, Branch, St. Joseph, Cass, Berrien, Van Buren and Kalamazoo counties.**Region 6** – Clare, Ionia, Isabella, Kent, Lake, Mason, Mecosta, Montcalm, Muskegon, Newaygo, Oceana, Osceola and Ottawa counties.**Region 7** – Manistee, Wexford, Missaukee, Roscommon, Benzie, Leelanau, Grand Traverse, Kalkaska, Crawford, Oscoda, Antrim, Otsego, Montmorency, Alpena, Presque Isle, Cheboygan, Emmet and Charlevoix counties.**Region 8** – Chippewa, Mackinac, Luce, Schoolcraft, Delta, Alger, Marquette, Dickinson, Menominee, Baraga, Iron, Gogebic, Ontonagon, Houghton and Keweenaw counties.

PPE Days On Hand as of 07/02/2020






Health System/Hospital	N95 Masks	Surgical Masks	Surgical Gowns	Shields	Gloves	System/Independent
Ascension	21+ days	21+ days	21+ days	21+ days	21+ days	Health System
Aspirus	21+ days	21+ days	21+ days	21+ days	21+ days	Health System
Baraga County Memorial Hospital	21+ days	21+ days	21+ days	21+ days	21+ days	Independent
Beaumont	21+ days	0-6 days	7-14 days	21+ days	7-14 days	Health System
Bronson	21+ days	0-6 days	21+ days	21+ days	7-14 days	Health System
Covenant	21+ days	21+ days	21+ days	21+ days	7-14 days	Health System
Deckerville Community Hospital	21+ days	21+ days	21+ days	21+ days	21+ days	Independent
Detroit Medical Center	21+ days	15-21 days	21+ days	21+ days	7-14 days	Health System
Dickinson Memorial Health Care System	21+ days	21+ days	21+ days	21+ days	21+ days	Independent
Eaton Rapids Medical Center	21+ days	15-21 days	7-14 days	21+ days	21+ days	Independent
Harbor Beach Community Hospital	15-21 days	7-14 days	21+ days	21+ days	21+ days	Independent
Helen Newberry Joy Hospital	21+ days	21+ days	21+ days	21+ days	21+ days	Independent
Henry Ford Health System	21+ days	7-14 days	21+ days	21+ days	0-6 days	Health System
Hills and Dales General Hospital	21+ days	21+ days	21+ days	21+ days	21+ days	Independent
Hillsdale Hospital	21+ days	21+ days	15-21 days	21+ days	21+ days	Independent
Holland Community Hospital	21+ days	21+ days	21+ days	21+ days	21+ days	Independent
Hurley Medical Center	21+ days	0-6 days	0-6 days	21+ days	7-14 days	Health System
Kalkaska Memorial Health Center	21+ days	21+ days	21+ days	21+ days	21+ days	Independent
Mackinac Straits Hospital	21+ days	15-21 days	21+ days	21+ days	21+ days	Independent
Marquette Regional Hospital	21+ days	0-6 days	21+ days	21+ days	21+ days	Independent
McKenzie Memorial Hospital	21+ days	21+ days	15-21 days	21+ days	21+ days	Independent
McLaren	21+ days	15-21 days	21+ days	21+ days	21+ days	Health System
Memorial Healthcare	21+ days	7-14 days	21+ days	21+ days	21+ days	Independent
Metro	21+ days	21+ days	21+ days	21+ days	21+ days	Health System
Michigan Medicine	21+ days	0-6 days	15-21 days	0-6 days	0-6 days	Health System
MidMichigan Health	7-14 days	0-6 days	15-21 days	21+ days	7-14 days	Health System
Munising Memorial Hospital	21+ days	0-6 days	21+ days	21+ days	21+ days	Independent



Health System/Hospital	N95 Masks	Surgical Masks	Surgical Gowns	Shields	Gloves	System/Independent
Munson Health System	21+ days	21+ days	21+ days	21+ days	21+ days	Health System
North Ottawa Community Hosp	21+ days	0-6 days	21+ days	21+ days	21+ days	Independent
OSF St. Francis Hospital	21+ days	21+ days	21+ days	21+ days	21+ days	Independent
Oaklawn Hospital	21+ days	15-21 days	21+ days	21+ days	21+ days	Independent
Pontiac General Hospital	21+ days	0-6 days	21+ days	21+ days	21+ days	Independent
Prime Health	21+ days	15-21 days	21+ days	21+ days	7-14 days	Health System
ProMedica	21+ days	15-21 days	15-21 days	21+ days	7-14 days	Health System
Scheurer Hospital	21+ days	0-6 days	21+ days	21+ days	21+ days	Independent
Schoolcraft Memorial Hospital	21+ days	21+ days	21+ days	21+ days	21+ days	Independent
Sheridan Community Hospital	21+ days	0-6 days	21+ days	15-21 days	7-14 days	Independent
Sparrow Health System	21+ days	21+ days	21+ days	21+ days	7-14 days	Health System
Spectrum	21+ days	21+ days	21+ days	21+ days	21+ days	Health System
Straith Hospital	21+ days	7-14 days	21+ days	21+ days	21+ days	Independent
Sturgis Hospital	21+ days	21+ days	21+ days	21+ days	21+ days	Independent
Three Rivers Health	0-6 days	21+ days	21+ days	21+ days	21+ days	Independent
Trinity	21+ days	15-21 days	21+ days	21+ days	7-14 days	Health System
UP Health	21+ days	21+ days	21+ days	21+ days	21+ days	Health System
War Memorial Hospital	21+ days	21+ days	21+ days	21+ days	21+ days	Independent

Patient Census as of 07/02/2020

Health System/Hospital	COVID-19 Patients	COVID-19 Patients in ICU	Bed Occupancy
Ascension	55	15	73%
Aspirus	2	0	33%
Baraga County Memorial Hospital	0	0	20% 
Beaumont	137	61	72%
Bronson	18	7	77%
Covenant	14	4	82%
Deckerville Community Hospital	0	0	8%
Detroit Medical Center	44	28	94%
Dickinson Memorial Health Care System	1	1	43%
Eaton Rapids Medical Center	2	0	15%
Harbor Beach Community Hospital	0	0	0%
Helen Newberry Joy Hospital	0	0	8%
Henry Ford Health System	49	20	76%
Hills and Dales General Hospital	1	0	30%
Hillsdale Hospital	0	0	42%
Holland Community Hospital	4	0	70%
Hurley Medical Center	3	3	90% 
Kalkaska Memorial Health Center	0	0	25%
Mackinac Straits Hospital	0	0	55%
Marlette Regional Hospital	0	0	20% 

Health System/Hospital	COVID-19 Patients	COVID-19 Patients in ICU	Bed Occupancy
McKenzie Memorial Hospital	0	0	24%
McLaren	53	9	76%
Memorial Healthcare	0	0	61%
Metro	5	2	57%
Michigan Medicine	5	4	84%
MidMichigan Health	10	0	65%
Munising Memorial Hospital	0	0	7%
Munson Health System	7	6	65%
North Ottawa Community Hosp	0	0	23%
Oaklawn Hospital	0	0	53%
OSF St. Francis Hospital	0	0	12%
Pontiac General Hospital	0	0	9%
Prime Health	8	2	62%
ProMedica	4	2	60%
Scheurer Hospital	0	0	30%
Schoolcraft Memorial Hospital	0	0	75%
Sheridan Community Hospital	0	0	3%
Sparrow Health System	12	1	82%
Spectrum	35	12	61%
Straith Hospital	0	0	25%
Sturgis Hospital	0	0	113%
Three Rivers Health	0	0	43%
Trinity	77	15	76%
UP Health	2	1	77%
War Memorial Hospital	0	0	56%
Grand Total	548	193	73%

The data reflects the status in health systems and hospitals 48 hours prior to the time that the data was posted to this website. This information has been compiled by the Michigan Health & Hospital Association (MHA) on behalf of the Michigan Department of Health & Human Services (MDHHS). The data is from the state of Michigan's EMResource data system. Hospitals are required to enter data into EMResource. The data reflects the status in the hospital or health system from the previous 48 hour period. **General Information: Tableau Dashboard of Health System/Hospital Data**

The information is aggregated by health system for those hospitals that are part of a health system. This is because systems are centrally tracking and distributing personal protection equipment (PPE) amongst their various facilities and looking at patient surge and load from a system perspective. Non-system hospitals are identified as individual hospitals.

DATA DICTIONARY:

PPE Days on Hand - This is a calculation based on a number of factors including the amount of PPE, the number of COVID-19 patients, beds, industry standard usage and conservation techniques.

COVID-19 Patients - Confirmed positive patients, as well as patients who are currently pending and under investigation (PUI). This includes COVID-19 patients in the ICU.

COVID-19 Patients in ICU - Confirmed positive patients and suspected patients in intensive care unit (ICU).



Bed Occupancy - The percentage of staffed inpatient beds occupied by any patient regardless of COVID-19 status. This includes surge or overflow beds.

NAVIGATION:

There are three data tabs that display information:

Dashboard - PPE status and Patient Census for a specific health system or hospital

Patient Census - Patient census for all health systems/hospitals in Michigan

PPE - Personal protective equipment status for all health systems/hospitals in Michigan



Statewide Available Bed Tracking for COVID-19* 07/01/2020**

	Total Number of Hospital Beds	Hospital Inpatient Beds	Hospital Inpatient Bed Occupied	ICU Beds	ICU Bed Occupied	Negative Pressure Isolation Total	Negative Pressure Isolation Available	Total Ventilators	Available Ventilators	Available Operating Room	Available Adult Med/Surg	Available Burn Care	Available Pediatric	Available Psych.	Total Morgue Capacity	Morgue Available
Region																
1	1,736	1,483	1,150	194	168	197	97	194	168	35	203	0	26	39	43	20
Region 2N	5,081	4,950	3,594	504	420	348	166	542	383	76	486	0	59	87	178	118
Region 2S	7,342	6,514	5,016	942	704	483	154	1,218	771	112	571	3	111	65	290	178
Region 3	3,201	2,586	1,976	413	300	260	134	309	212	82	541	0	102	17	74	65
Region 5	2,104	1,486	1,239	182	102	266	124	228	192	65	267	5	55	73	34	30
Region 6	2,700	2,366	1,502	411	293	224	88	436	362	87	358	24	71	23	113	93
Region 7	1,011	985	590	198	136	173	121	99	81	38	230	0	22	8	30	27
Region 8	670	563	303	80	49	101	73	96	89	37	201	0	18	10	31	31
Total	23,845	20,933	15,370	2,924	2,172	2,052	957	3,122	2,258	532	2,857	32	464	322	793	562

*87% response rate

** Data is preliminary and subject to change

Statewide Hospital Available PPE Tracking for COVID-19* 07/01/2020**

	CAPRs	Coveralls	Elastomeric Respirator	Elastomeric Respirator Filters	Face Shields	Gloves	Goggles	N95 Respirator Masks	PAPR Batteries	PAPR Filters	PAPRs	Surgical Gowns	Surgical Isolation Gowns	Surgical Masks/ Facemasks
Region 1	50	48,499	97	35	126,817	1,132,465	5,280	117,434	214	411	137	19,380	147,439	973,759
Region 2N	185	8,362	24	73	121,100	4,470,785	22,086	245,199	336	601	337	75,988	225,253	397,471
Region 2S	112	28,515	44	1,875	203,251	3,310,417	17,694	427,086	806	1,292	488	42,520	403,280	1,347,499
Region 3	235	3,734	28	52	97,607	7,626,553	22,760	191,684	244	406	163	20,527	330,156	1,150,005
Region 5	157	1,895	23	64	22,944	1,301,481	8,342	46,387	268	330	210	13,532	56,855	125,913
Region 6	134	1,709	214	436	114,642	18,431,139	43,294	404,493	692	1,217	669	84,103	72,902	2,957,559
Region 7	46	3,224	0	0	94,829	6,064,026	9,512	50,773	390	455	310	29,759	21,514	642,607
Region 8	4	2,451	45	170	33,210	2,306,702	1,052	81,883	182	423	185	10,488	50,863	350,656
Total	923	98,389	475	2,705	814,400	44,643,568	130,020	1,564,939	3,132	5,135	2,499	296,297	1,308,262	7,945,469

*83% Reporting

**Data is preliminary and subject to change