



Western Michigan University
ScholarWorks at WMU

Cumulative Michigan COVID-19 Data

Michigan COVID-19 State Data

6-6-2020

2020-06-06_MichiganOverview_COVIDstats

Michigan Department of Health & Human Services

Follow this and additional works at: <https://scholarworks.wmich.edu/michigan-covid-data-state-cumulative>



Part of the Public Health Commons

WMU ScholarWorks Citation

Michigan Department of Health & Human Services, "2020-06-06_MichiganOverview_COVIDstats" (2020).
Cumulative Michigan COVID-19 Data. 108.

<https://scholarworks.wmich.edu/michigan-covid-data-state-cumulative/108>

This Website is brought to you for free and open access
by the Michigan COVID-19 State Data at ScholarWorks at
WMU. It has been accepted for inclusion in Cumulative
Michigan COVID-19 Data by an authorized administrator
of ScholarWorks at WMU. For more information, please
contact wmu-scholarworks@wmich.edu.



Coronavirus

CORONAVIRUS / MICHIGAN DATA

Michigan Data



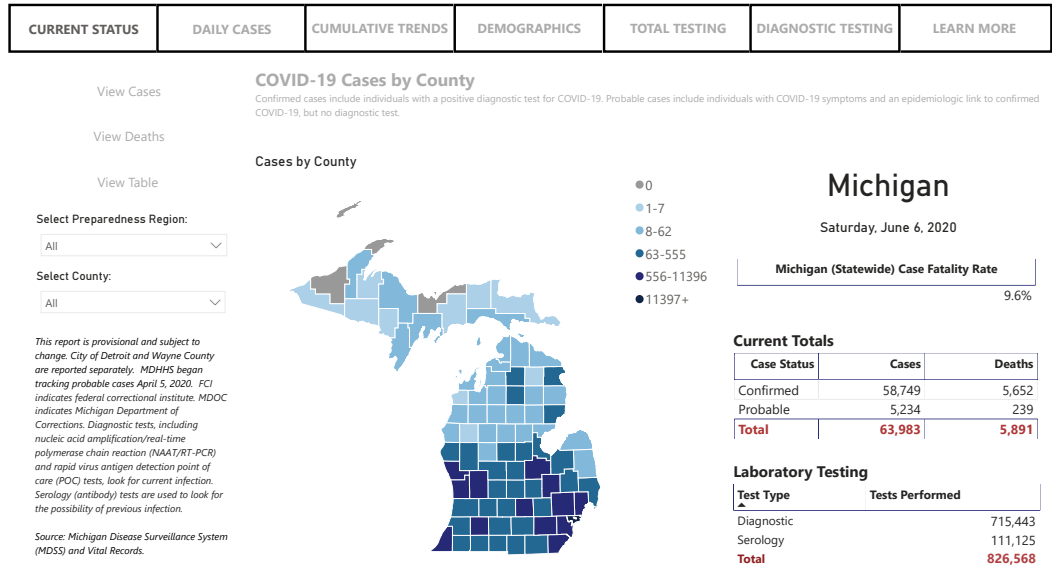
DATA ABOUT PLACES

LONG TERM CARE FACILITIES

CORONAVIRUS SYMPTOMS

CUMULATIVE RECOVERED





Cases by Arab Ethnicity

Arab Ethnicity	Percentage of Overall Cases by Ethnicity	Percentage of Deceased Cases by Ethnicity
Arab	2%	1%
Non-Arab	38%	40%
Unknown	60%	58%

Totals may not add to 100% due to rounding

PUBLIC USE DATASETS

Cases and Deaths by County

Cases by County by Date

Cases by Demographics Statewide

COVID-19 Tests by County

Diagnostic Tests by Result and County



MICHIGAN.GOV HOME
ADA
MICHIGAN NEWS
POLICIES

COPYRIGHT 2020 STATE OF MICHIGAN

County	Case Status ▲	Cases	Deaths
Alcona	Confirmed	17	1
Alger	Confirmed	0	0
Allegan	Confirmed	226	6
Alpena	Confirmed	96	9
Antrim	Confirmed	12	0
Arenac	Confirmed	34	1
Baraga	Confirmed	1	0
Barry	Confirmed	69	2
Bay	Confirmed	338	26
Benzie	Confirmed	5	0
Berrien	Confirmed	652	53
Branch	Confirmed	134	2
Calhoun	Confirmed	410	25
Cass	Confirmed	91	3
Charlevoix	Confirmed	15	1
Cheboygan	Confirmed	21	1
Chippewa	Confirmed	2	0
Clare	Confirmed	21	2
Clinton	Confirmed	142	11
Crawford	Confirmed	59	5
Delta	Confirmed	17	2
Dickinson	Confirmed	6	2
Eaton	Confirmed	193	7
Emmet	Confirmed	21	2
FCI	Confirmed	154	5
Genesee	Confirmed	2,058	255
Gladwin	Confirmed	18	1
Gogebic	Confirmed	5	1
Grand Traverse	Confirmed	30	5
Gratiot	Confirmed	79	11
Hillsdale	Confirmed	172	24
Houghton	Confirmed	7	0
Huron	Confirmed	49	1
Ingham	Confirmed	766	27
Ionia	Confirmed	157	4
Iosco	Confirmed	95	9
Iron	Confirmed	2	0
Isabella	Confirmed	78	7
Jackson	Confirmed	459	28
Kalamazoo	Confirmed	872	60
Kalkaska	Confirmed	19	2
Kent	Confirmed	3,922	99
Keweenaw	Confirmed	0	0
Lake	Confirmed	6	0
Lapeer	Confirmed	193	30
Leelanau	Confirmed	11	0
Lenawee	Confirmed	158	5
Livingston	Confirmed	409	27
Luce	Confirmed	3	0
Mackinac	Confirmed	8	0

Macomb	Confirmed	6,844	833
Manistee	Confirmed	11	0
Marquette	Confirmed	57	11
Mason	Confirmed	32	0
MDOC	Confirmed	3,999	70
Mecosta	Confirmed	21	2
Menominee	Confirmed	8	0
Midland	Confirmed	83	9
Missaukee	Confirmed	16	1
Monroe	Confirmed	494	20
Montcalm	Confirmed	70	1
Montmorency	Confirmed	5	0
Muskegon	Confirmed	686	39
Newaygo	Confirmed	115	0
Oakland	Confirmed	8,474	1,014
Oceana	Confirmed	93	2
Ogemaw	Confirmed	23	1
Ontonagon	Confirmed	0	0
Osceola	Confirmed	12	0
Oscoda	Confirmed	5	1
Otsego	Confirmed	102	10
Ottawa	Confirmed	820	42
Out-of-State	Confirmed	27	0
Presque Isle	Confirmed	11	0
Roscommon	Confirmed	21	0
Saginaw	Confirmed	1,095	110
Sanilac	Confirmed	42	5
Schoolcraft	Confirmed	4	0
Shiawassee	Confirmed	239	26
St Clair	Confirmed	452	43
St Joseph	Confirmed	145	3
Tuscola	Confirmed	197	25
Unknown	Confirmed	5	0
Van Buren	Confirmed	154	6
Washtenaw	Confirmed	1,350	100
Wayne	Confirmed	9,533	1,115
Wexford	Confirmed	12	3
Alcona	Probable	4	0
Alger	Probable	0	0
Allegan	Probable	37	0
Alpena	Probable	7	0
Antrim	Probable	1	0
Arenac	Probable	4	0
Baraga	Probable	0	0
Barry	Probable	17	0
Bay	Probable	39	1
Benzie	Probable	0	0
Berrien	Probable	141	0
Branch	Probable	13	0
Calhoun	Probable	51	1

Cass	Probable	13	0
Charlevoix	Probable	3	0
Cheboygan	Probable	5	0
Chippewa	Probable	1	0
Clare	Probable	1	0
Clinton	Probable	40	0
Crawford	Probable	4	0
Delta	Probable	3	0
Detroit City	Probable	217	83
Dickinson	Probable	0	0
Eaton	Probable	51	0
Emmet	Probable	5	0
FCI	Probable	0	0
Genesee	Probable	467	25
Gladwin	Probable	0	0
Gogebic	Probable	0	0
Grand Traverse	Probable	1	0
Gratiot	Probable	9	0
Hillsdale	Probable	8	0
Houghton	Probable	1	0
Huron	Probable	8	0
Ingham	Probable	35	0
Ionia	Probable	18	0
Iosco	Probable	15	1
Iron	Probable	0	0
Isabella	Probable	15	0
Jackson	Probable	23	1
Kalamazoo	Probable	54	1
Kalkaska	Probable	11	0
Kent	Probable	242	1
Keweenaw	Probable	0	0
Lake	Probable	1	0
Lapeer	Probable	28	1
Leelanau	Probable	0	0
Lenawee	Probable	33	0
Livingston	Probable	100	1
Luce	Probable	0	0
Mackinac	Probable	0	0
Macomb	Probable	96	37
Manistee	Probable	1	1
Marquette	Probable	0	0
Mason	Probable	6	0
MDOC	Probable	105	0
Mecosta	Probable	3	0
Menominee	Probable	0	0
Midland	Probable	37	0
Missaukee	Probable	6	0
Monroe	Probable	62	1
Montcalm	Probable	6	0
Montmorency	Probable	0	0

Muskegon	Probable	6	0
Newaygo	Probable	6	0
Oakland	Probable	2,506	41
Oceana	Probable	8	0
Ogemaw	Probable	8	0
Ontonagon	Probable	0	0
Osceola	Probable	4	0
Oscoda	Probable	3	0
Otsego	Probable	18	0
Ottawa	Probable	69	5
Out-of-State	Probable	0	0
Presque Isle	Probable	0	0
Roscommon	Probable	3	0
Saginaw	Probable	29	3
Sanilac	Probable	1	1
Schoolcraft	Probable	0	0
Shiawassee	Probable	22	1
St Clair	Probable	61	1
St Joseph	Probable	4	0
Tuscola	Probable	4	0
Unknown	Probable	0	0
Van Buren	Probable	21	1
Washtenaw	Probable	178	0
Wayne	Probable	233	31
Wexford	Probable	2	0

Michigan

Saturday, June 6, 2020

Michigan (Statewide) Case Fatality Rate

9.6%

Current Totals

Case Status	Cases	Deaths
Confirmed	58,749	5,652
Probable	5,234	239
Total	63,983	5,891

Laboratory Testing

Test Type	Tests Performed
Diagnostic	715,443
Serology	111,125
Total	826,568

Daily Confirmed Cases

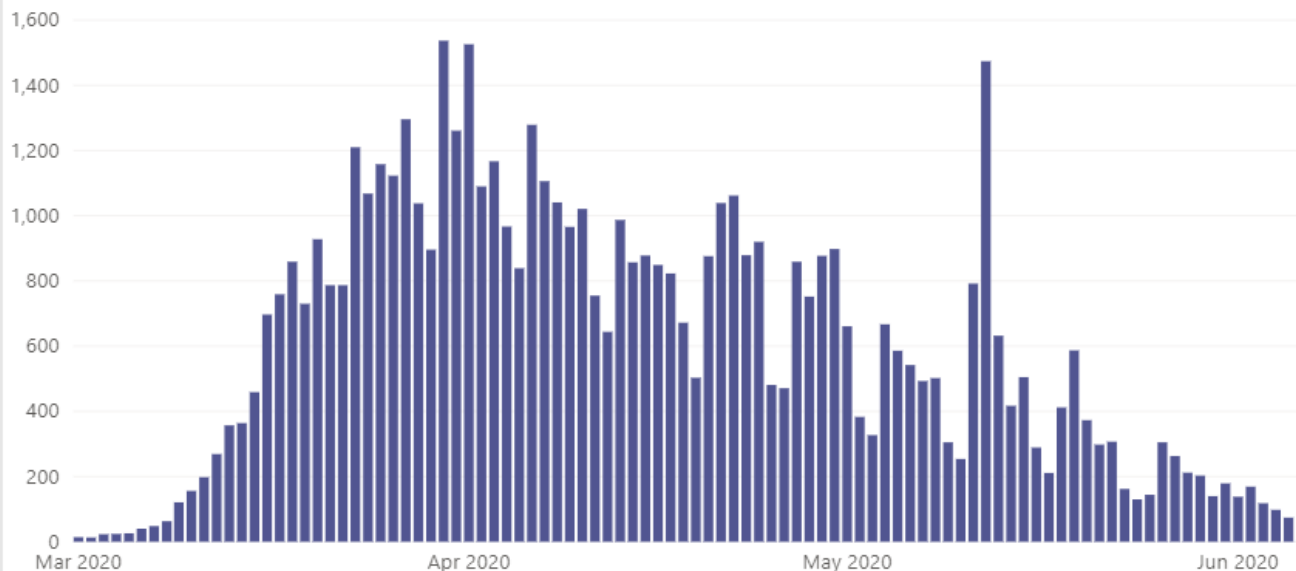
The number of daily confirmed cases represent the total number of people who had a positive diagnostic test for COVID-19 by the date of the onset of their symptoms.

Filter by Date:

3/1/2020

6/6/2020

Confirmed Cases by Date of Onset



Cumulative Confirmed Cases and Deaths among Confirmed Cases

Cumulative cases represent the total number of people who had a positive diagnostic test for COVID-19. Cases are shown by the date of onset of symptoms.

Cumulative Deaths represent the total number of people who had a confirmed COVID-19 infection and are classified as deceased by the case investigation, have COVID-19 indicated as a cause of death on their death certificate, or who die within 30 days of infection and their manner of death is listed as natural. Deaths are shown by date of death.

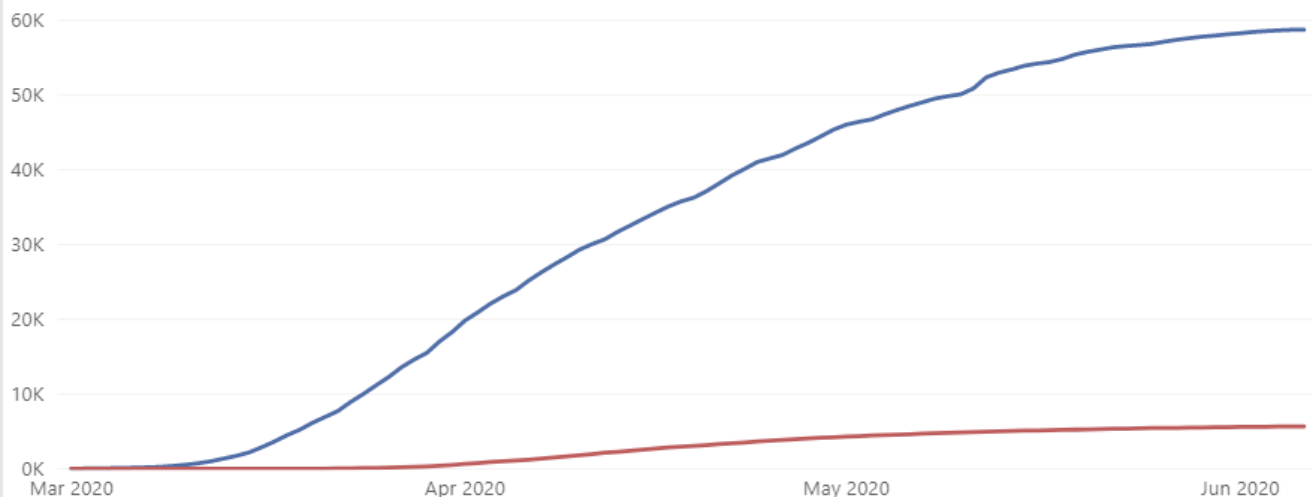
Filter By Date:

3/1/2020

6/6/2020

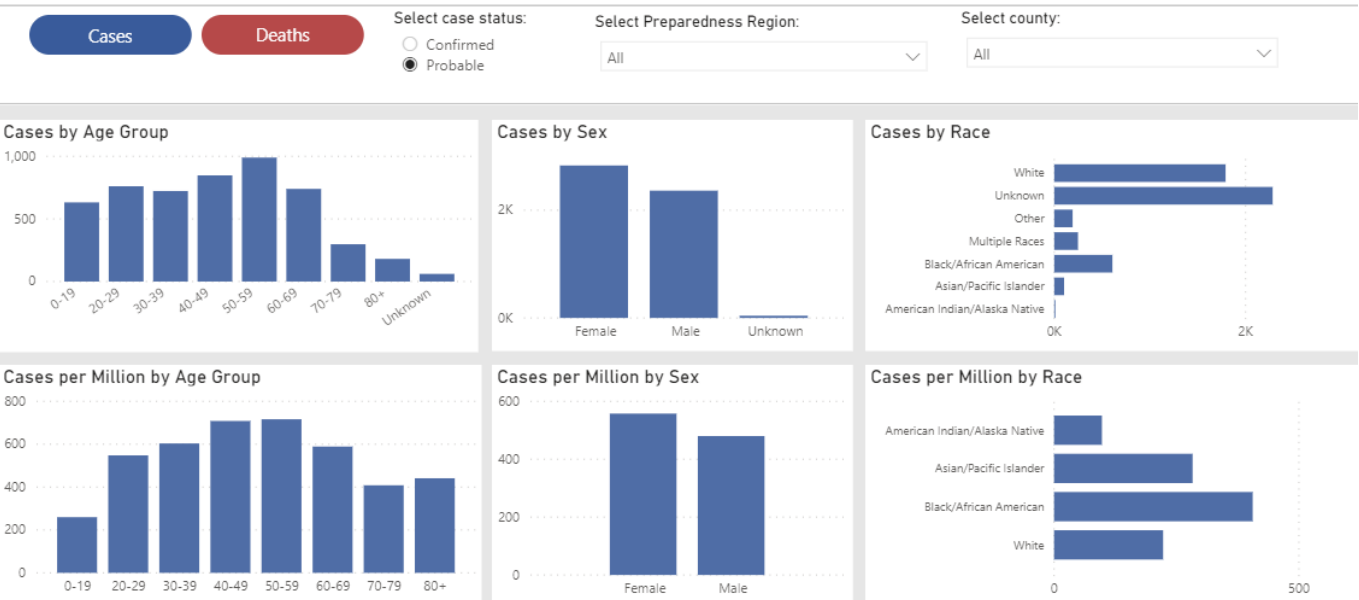
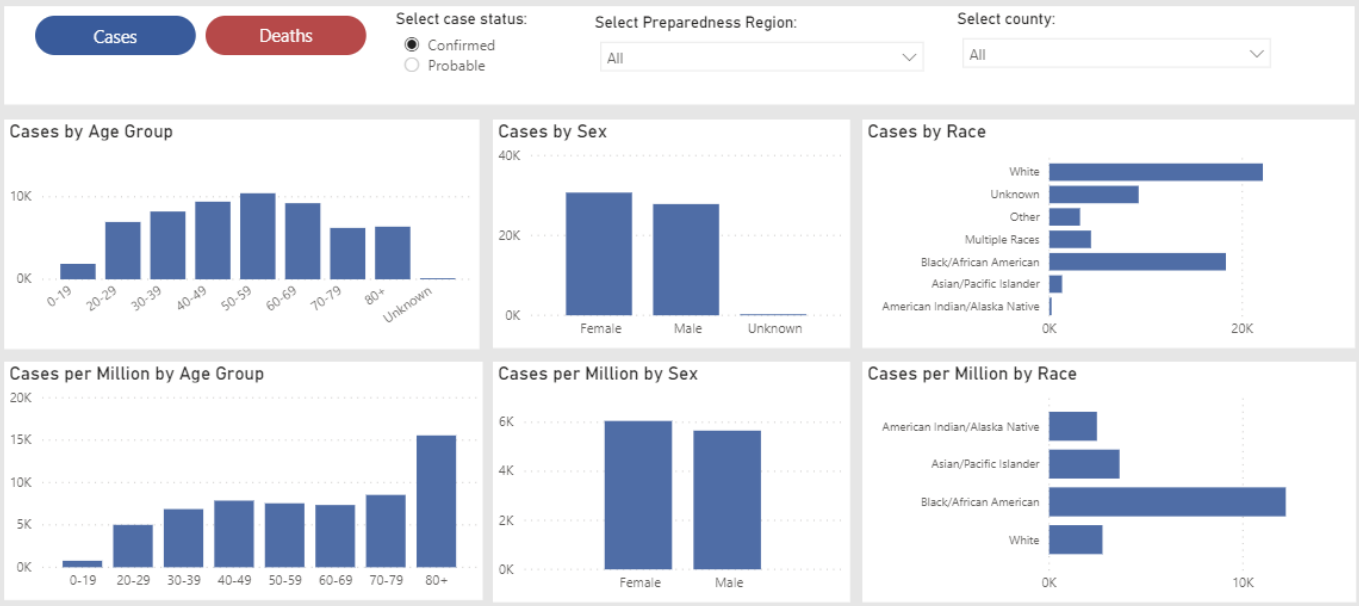
Cumulative Confirmed Cases and Deaths among Confirmed Cases by Date

● Confirmed Cases ● Deaths



Cases by Demographic Characteristics

Data are suppressed when the number of cases is five or below to protect the confidentiality of individuals. The sum of the cases for individual categories may be fewer than the total number of cases due to data suppression. Rates are not calculated for multiple races, other, and unknown race categories due to the unavailability of an appropriate denominator.



Deaths by Demographic Characteristics

Data are suppressed when the number of deaths is five or below to protect the confidentiality of individuals. The sum of the deaths for individual categories may be fewer than the total number of deaths due to data suppression. Rates are not calculated for multiple races, other, and unknown race categories due to the unavailability of an appropriate denominator.

