



Western Michigan University
ScholarWorks at WMU

Cumulative Michigan COVID-19 Data

Michigan COVID-19 State Data

6-8-2020

2020-06-08_MichiganOverview_COVIDstats

Michigan Department of Health & Human Services

Follow this and additional works at: <https://scholarworks.wmich.edu/michigan-covid-data-state-cumulative>



Part of the Public Health Commons

WMU ScholarWorks Citation

Michigan Department of Health & Human Services, "2020-06-08_MichiganOverview_COVIDstats" (2020).
Cumulative Michigan COVID-19 Data. 106.

<https://scholarworks.wmich.edu/michigan-covid-data-state-cumulative/106>

This Website is brought to you for free and open access
by the Michigan COVID-19 State Data at ScholarWorks at
WMU. It has been accepted for inclusion in Cumulative
Michigan COVID-19 Data by an authorized administrator
of ScholarWorks at WMU. For more information, please
contact wmu-scholarworks@wmich.edu.



Coronavirus

CORONAVIRUS / MICHIGAN DATA

Michigan Data



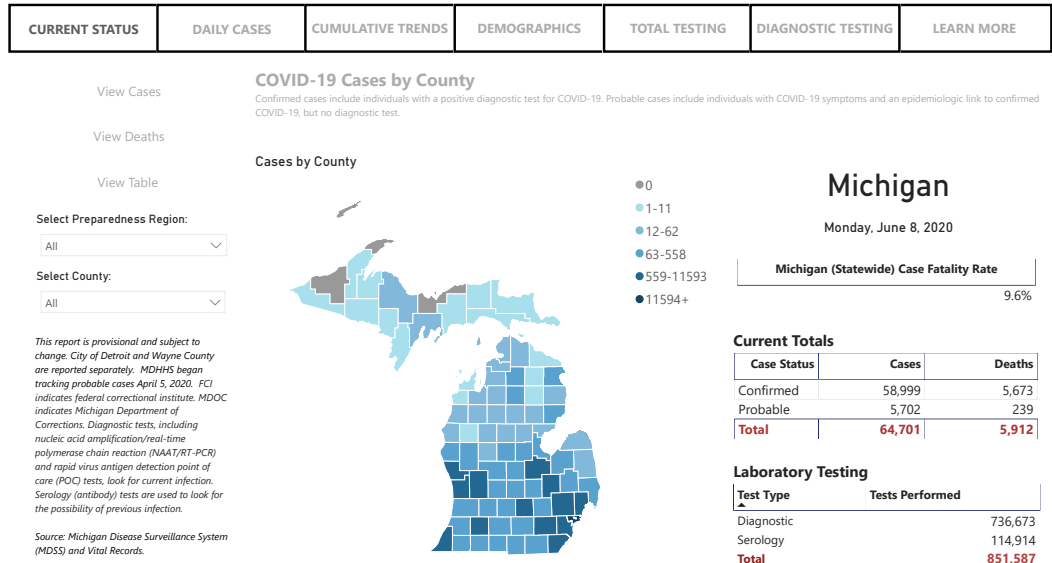
DATA ABOUT PLACES

LONG TERM CARE FACILITIES

CORONAVIRUS SYMPTOMS

CUMULATIVE RECOVERED





Cases by Arab Ethnicity

Arab Ethnicity	Percentage of Overall Cases by Ethnicity	Percentage of Deceased Cases by Ethnicity
Arab	2%	1%
Non-Arab	38%	40%
Unknown	60%	58%

Totals may not add to 100% due to rounding

PUBLIC USE DATASETS

Cases and Deaths by County

Cases by County by Date

Cases by Demographics Statewide

COVID-19 Tests by County

Diagnostic Tests by Result and County



MICHIGAN.GOV HOME
ADA
MICHIGAN NEWS
POLICIES

COPYRIGHT 2020 STATE OF MICHIGAN



Confirmed Cases

Deaths

View Table

Select Preparedness Region:

All

Select County:

All

Cases are shown by onset date or by lab specimen collection date if onset date was unavailable. Deaths are shown by date of death or date of last status update if date of death was unavailable. Tracking of probable cases and deaths did not begin until April 5, 2020, therefore these data are not displayed by date.

Notes: FCI indicates federal correctional institute. MDOC indicates Michigan Department of Corrections.

Daily Confirmed Cases

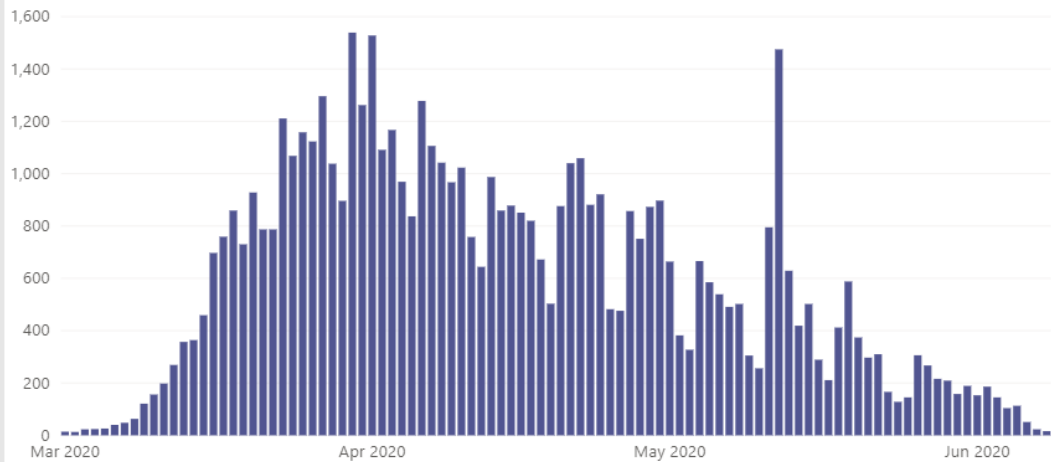
The number of daily confirmed cases represent the total number of people who had a positive diagnostic test for COVID-19 by the date of the onset of their symptoms.

Filter by Date:

3/1/2020

6/8/2020

Confirmed Cases by Date of Onset



View Table

View Chart

Select Preparedness Region:

All

Select County:

All

Cases are shown by onset date or by lab specimen collection date if onset date was unavailable. Deaths are shown by date of death or date of last status update if date of death was unavailable. Tracking of probable cases and deaths did not begin until April 5, 2020, therefore these data are not displayed by date.

Notes: FCI indicates federal correctional institute. MDOC indicates Michigan Department of Corrections.

Cumulative Confirmed Cases and Deaths among Confirmed Cases

Cumulative cases represent the total number of people who had a positive diagnostic test for COVID-19. Cases are shown by the date of onset of symptoms. Cumulative Deaths represent the total number of people who had a confirmed COVID-19 infection and are classified as deceased by the case investigation, have COVID-19 indicated as a cause of death on their death certificate, or who die within 30 days of infection and their manner of death is listed as natural. Deaths are shown by date of death.

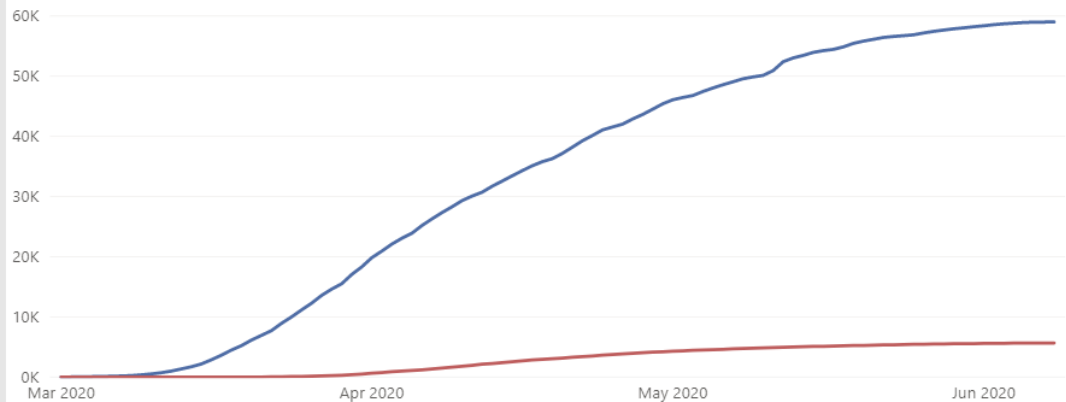
Filter By Date:

3/1/2020

6/8/2020

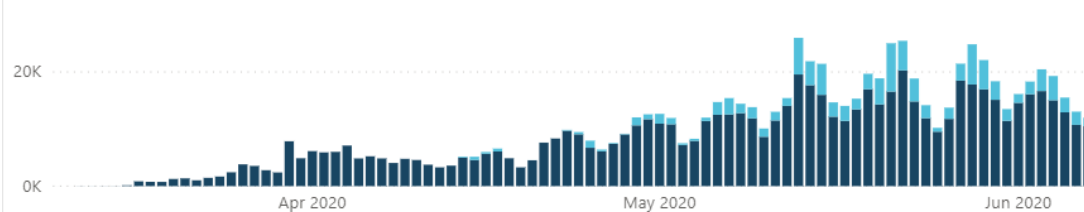
Cumulative Confirmed Cases and Deaths among Confirmed Cases by Date

Confirmed Cases Deaths



Total Laboratory Tests by Type and Date

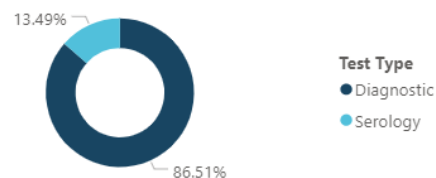
Test Type Diagnostic Serology



Total Tests Completed to Date

Test Type	Count	Tests per Million Residents
Diagnostic	736,673	73,699
Serology	114,914	11,496
Total	851,587	85,196

Percent of Tests Completed by Type



Diagnostic Covid-19 Laboratory Tests

Diagnostic tests are used to determine if an individual is currently infected with Covid-19.

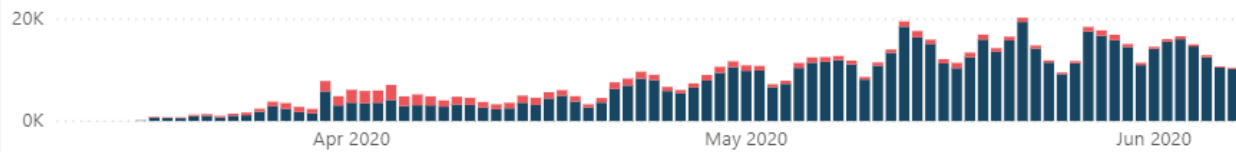
Filter by Date

3/10/2020

6/7/2020

Total Laboratory Tests by Type and Date

Test Type ● Negative ● Positive



Percent of Diagnostic Tests That Were Positive



Where does the data come from?

The State of Michigan COVID-19 Dashboard displays the most recent provisional data reported to the Michigan Department of Health and Humans Services (MDHHS) about cases in Michigan by selected demographics and county of residence (City of Detroit and Wayne County are reported separately). Data are reported to MDHHS via the [Michigan Disease Surveillance System \(MDSS\)](#). Provisional Death data are provided by the MDHHS Division for [Vital Records & Health Statistics](#).

How does MDHHS classify confirmed and probable cases?

Confirmed cases only include individuals who have had a positive diagnostic laboratory test for COVID-19. Probable cases include individuals who have symptoms consistent with COVID-19 and an epidemiologic link to a confirmed cases, but do not have a positive diagnostic laboratory test for COVID-19.

How does MDHHS classify confirmed and probable deaths?

Confirmed deaths include individuals who meet one or more of the following conditions: 1) Have been identified as a confirmed case and classified as deceased as a result of a case investigation in the Michigan Disease Surveillance System (MDSS). MDSS is the database used by state and local health department to monitor reportable diseases like COVID-19; 2) have been identified as a confirmed case in MDSS had have a death certificate with COVID-19 listed as a cause of death; 3) have been identified as a confirmed case in MDSS and die within 30 days of onset of COVID-19 infection and have a death certificate which classifies their manner death as 'natural'. Probable deaths include individuals who have COVID indicated as a cause of death on their death certificate but have not had a positive diagnostic laboratory test.

Why do data in the demographics tab not sum to the total number of cases for a county or region?

Data are not shown whenever the number of cases for a particular demographic category is fewer than six to protect the confidentiality of individuals. Rates are not calculated for other, multiple, and unknown race because an appropriate population denominator is not available for these categories at the county level.

Where can I get more information about COVID-19?

Visit <https://www.michigan.gov/coronavirus> to find information on resources and assistance, answers to frequently asked questions, and the latest updates on Michigan's response to COVID-19. For COVID-19 updates from CDC visit <https://www.cdc.gov/coronavirus/2019-ncov>.

Cumulative Total of Recovered COVID-19 Cases

Cumulative Total of Recovered COVID-19 Cases (as of 6/5/2020): **42,041**

Note on recovery: During this response, MDHHS is reviewing vital records statistics to identify any laboratory confirmed COVID-19 cases who are 30 days out from their onset of illness to represent recovery status. As the pandemic continues to impact Michigan, this pool will expand to include more cases. Recovered is defined as the number of persons with a confirmed COVID-19 diagnosis who are alive 30 days post-onset (or referral date if onset is not available). The number of persons recovered on June 5, 2020 represents COVID-19 confirmed individuals with an onset date on or prior to May 6, 2020. If an individual dies from a COVID-related cause >30 days from onset/referral, they are removed from the number of persons recovered. These numbers will be updated every Saturday.

CASES AND DEATHS BY COUNTY

COUNTY	ConfirmedCases	ConfirmedDeaths	ProbableCases	ProbableDeaths
Alcona	17	1	4	0
Allegan	230	6	38	0
Alpena	99	9	7	0
Antrim	12	0	1	0
Arenac	34	1	4	0
Baraga	1	0	0	0
Barry	69	2	18	0
Bay	344	26	40	1
Benzie	5	0	0	0
Berrien	660	57	141	0
Branch	137	2	14	0
Calhoun	416	25	50	1
Cass	95	4	13	0
Charlevoix	16	1	3	0
Cheboygan	21	1	5	0
Chippewa	2	0	1	0
Clare	22	2	1	0
Clinton	142	11	41	0
Crawford	59	5	4	0
Delta	17	2	3	0
Detroit City	11211	1400	383	83
Dickinson	6	2	0	0
Eaton	194	7	50	0
Emmet	21	2	5	0
FCI	155	5	0	0
Genesee	2064	255	482	25
Gladwin	19	1	0	0
Gogebic	5	1	0	0
Grand Traverse	33	5	1	0
Gratiot	79	11	9	0
Hillsdale	171	25	9	0
Houghton	7	0	1	0
Huron	49	1	8	0
Ingham	773	27	36	0
Ionia	156	4	18	0
Iosco	95	9	15	1
Iron	2	0	0	0
Isabella	78	7	15	0
Jackson	460	29	23	1
Kalamazoo	877	60	57	1
Kalkaska	20	2	11	0
Keweenaw	0	0	0	0
Kent	3954	103	249	1
Lake	6	0	1	0
Lapeer	193	30	30	1
Leelanau	11	0	0	0
Lenawee	158	5	33	0
Livingston	410	27	104	1
Luce	3	0	0	0

MDOC	4010	70	105	0
Mackinac	8	0	0	0
Macomb	6853	833	154	37
Manistee	11	0	1	1
Marquette	58	11	0	0
Mason	32	0	6	0
Mecosta	21	2	3	0
Menominee	8	0	0	0
Midland	87	9	37	0
Missaukee	16	1	6	0
Monroe	496	20	63	1
Montcalm	72	1	6	0
Montmorency	5	0	0	0
Muskegon	697	40	12	0
Newaygo	115	0	5	0
Oakland	8487	1015	2646	41
Oceana	93	2	8	0
Ogemaw	23	1	8	0
Osceola	13	0	4	0
Oscoda	5	1	3	0
Otsego	102	10	18	0
Ottawa	824	43	69	5
Out-of-State	33	0	0	0
Presque Isle	11	0	0	0
Roscommon	21	0	3	0
Saginaw	1107	110	28	3
Sanilac	42	5	1	1
Schoolcraft	4	0	0	0
Shiawassee	239	26	22	1
St Clair	452	43	61	1
St Joseph	149	3	7	0
Tuscola	201	25	3	0
Unknown	8	0	1	0
Van Buren	156	6	21	1
Washtenaw	1351	101	179	0
Wayne	9569	1119	292	31
Wexford	12	3	2	0

CASES BY DEMOGRAPHICS STATEWIDE

CASE_STATUS	AgeCat	RaceCat	SEX	Cases	Deaths
Confirmed	0-19	American Indian/Alaska Native	Female	7	0
Confirmed	20-29	American Indian/Alaska Native	Female	16	0
Confirmed	30-39	American Indian/Alaska Native	Female	11	0
Confirmed	40-49	American Indian/Alaska Native	Female	23	0
Confirmed	50-59	American Indian/Alaska Native	Female	29	0
Confirmed	60-69	American Indian/Alaska Native	Female	15	Suppressed
Confirmed	70-79	American Indian/Alaska Native	Female	12	Suppressed
Confirmed	80+	American Indian/Alaska Native	Female	Suppressed	Suppressed
Confirmed	Unknown	American Indian/Alaska Native	Female	0	0
Confirmed	0-19	Asian/Pacific Islander	Female	29	0
Confirmed	20-29	Asian/Pacific Islander	Female	83	0
Confirmed	30-39	Asian/Pacific Islander	Female	140	0
Confirmed	40-49	Asian/Pacific Islander	Female	144	0
Confirmed	50-59	Asian/Pacific Islander	Female	126	Suppressed
Confirmed	60-69	Asian/Pacific Islander	Female	79	Suppressed
Confirmed	70-79	Asian/Pacific Islander	Female	37	10
Confirmed	80+	Asian/Pacific Islander	Female	47	20
Confirmed	Unknown	Asian/Pacific Islander	Female	0	0
Confirmed	0-19	Black/African American	Female	266	Suppressed
Confirmed	20-29	Black/African American	Female	1186	Suppressed
Confirmed	30-39	Black/African American	Female	1425	8
Confirmed	40-49	Black/African American	Female	1641	48
Confirmed	50-59	Black/African American	Female	1688	98
Confirmed	60-69	Black/African American	Female	1626	205
Confirmed	70-79	Black/African American	Female	1108	276
Confirmed	80+	Black/African American	Female	909	372
Confirmed	Unknown	Black/African American	Female	0	0
Confirmed	0-19	Multiple Races	Female	72	0
Confirmed	20-29	Multiple Races	Female	348	0
Confirmed	30-39	Multiple Races	Female	405	Suppressed
Confirmed	40-49	Multiple Races	Female	503	Suppressed
Confirmed	50-59	Multiple Races	Female	546	Suppressed
Confirmed	60-69	Multiple Races	Female	333	6
Confirmed	70-79	Multiple Races	Female	146	10
Confirmed	80+	Multiple Races	Female	163	21
Confirmed	Unknown	Multiple Races	Female	Suppressed	0
Confirmed	0-19	Other	Female	143	0
Confirmed	20-29	Other	Female	320	0
Confirmed	30-39	Other	Female	295	Suppressed
Confirmed	40-49	Other	Female	292	Suppressed
Confirmed	50-59	Other	Female	213	Suppressed
Confirmed	60-69	Other	Female	151	12
Confirmed	70-79	Other	Female	79	13
Confirmed	80+	Other	Female	83	17
Confirmed	Unknown	Other	Female	0	0
Confirmed	0-19	Unknown	Female	145	0
Confirmed	20-29	Unknown	Female	510	0
Confirmed	30-39	Unknown	Female	582	0
Confirmed	40-49	Unknown	Female	771	Suppressed

Confirmed	50-59	Unknown	Female	780	6
Confirmed	60-69	Unknown	Female	649	18
Confirmed	70-79	Unknown	Female	420	26
Confirmed	80+	Unknown	Female	515	49
Confirmed	Unknown	Unknown	Female	Suppressed	0
Confirmed	0-19	White	Female	266	0
Confirmed	20-29	White	Female	1377	Suppressed
Confirmed	30-39	White	Female	1421	Suppressed
Confirmed	40-49	White	Female	1523	18
Confirmed	50-59	White	Female	1825	57
Confirmed	60-69	White	Female	1564	141
Confirmed	70-79	White	Female	1318	326
Confirmed	80+	White	Female	2432	897
Confirmed	Unknown	White	Female	Suppressed	0
Confirmed	0-19	American Indian/Alaska Native	Male	Suppressed	0
Confirmed	20-29	American Indian/Alaska Native	Male	7	0
Confirmed	30-39	American Indian/Alaska Native	Male	18	0
Confirmed	40-49	American Indian/Alaska Native	Male	26	0
Confirmed	50-59	American Indian/Alaska Native	Male	22	Suppressed
Confirmed	60-69	American Indian/Alaska Native	Male	20	Suppressed
Confirmed	70-79	American Indian/Alaska Native	Male	13	6
Confirmed	80+	American Indian/Alaska Native	Male	Suppressed	Suppressed
Confirmed	Unknown	American Indian/Alaska Native	Male	0	0
Confirmed	0-19	Asian/Pacific Islander	Male	35	0
Confirmed	20-29	Asian/Pacific Islander	Male	101	0
Confirmed	30-39	Asian/Pacific Islander	Male	127	0
Confirmed	40-49	Asian/Pacific Islander	Male	121	Suppressed
Confirmed	50-59	Asian/Pacific Islander	Male	107	Suppressed
Confirmed	60-69	Asian/Pacific Islander	Male	78	12
Confirmed	70-79	Asian/Pacific Islander	Male	39	11
Confirmed	80+	Asian/Pacific Islander	Male	31	15
Confirmed	Unknown	Asian/Pacific Islander	Male	0	0
Confirmed	0-19	Black/African American	Male	222	Suppressed
Confirmed	20-29	Black/African American	Male	801	6
Confirmed	30-39	Black/African American	Male	1060	25
Confirmed	40-49	Black/African American	Male	1340	62
Confirmed	50-59	Black/African American	Male	1661	168
Confirmed	60-69	Black/African American	Male	1734	310
Confirmed	70-79	Black/African American	Male	1152	380
Confirmed	80+	Black/African American	Male	554	286
Confirmed	Unknown	Black/African American	Male	Suppressed	Suppressed
Confirmed	0-19	Multiple Races	Male	69	0
Confirmed	20-29	Multiple Races	Male	243	Suppressed
Confirmed	30-39	Multiple Races	Male	271	0
Confirmed	40-49	Multiple Races	Male	344	Suppressed
Confirmed	50-59	Multiple Races	Male	390	Suppressed
Confirmed	60-69	Multiple Races	Male	278	17
Confirmed	70-79	Multiple Races	Male	143	13
Confirmed	80+	Multiple Races	Male	72	15
Confirmed	Unknown	Multiple Races	Male	0	0

Confirmed	0-19	Other	Male	172	0
Confirmed	20-29	Other	Male	302	Suppressed
Confirmed	30-39	Other	Male	340	Suppressed
Confirmed	40-49	Other	Male	331	Suppressed
Confirmed	50-59	Other	Male	245	6
Confirmed	60-69	Other	Male	156	21
Confirmed	70-79	Other	Male	91	16
Confirmed	80+	Other	Male	42	11
Confirmed	Unknown	Other	Male	0	0
Confirmed	0-19	Unknown	Male	197	0
Confirmed	20-29	Unknown	Male	629	Suppressed
Confirmed	30-39	Unknown	Male	812	Suppressed
Confirmed	40-49	Unknown	Male	863	10
Confirmed	50-59	Unknown	Male	929	8
Confirmed	60-69	Unknown	Male	718	23
Confirmed	70-79	Unknown	Male	361	29
Confirmed	80+	Unknown	Male	247	41
Confirmed	Unknown	Unknown	Male	9	0
Confirmed	0-19	White	Male	257	0
Confirmed	20-29	White	Male	1051	Suppressed
Confirmed	30-39	White	Male	1339	9
Confirmed	40-49	White	Male	1504	33
Confirmed	50-59	White	Male	1880	101
Confirmed	60-69	White	Male	1837	244
Confirmed	70-79	White	Male	1312	410
Confirmed	80+	White	Male	1269	659
Confirmed	Unknown	White	Male	Suppressed	0
Confirmed	0-19	American Indian/Alaska Native	Unknown	0	0
Confirmed	20-29	American Indian/Alaska Native	Unknown	0	0
Confirmed	30-39	American Indian/Alaska Native	Unknown	0	0
Confirmed	40-49	American Indian/Alaska Native	Unknown	0	0
Confirmed	50-59	American Indian/Alaska Native	Unknown	0	0
Confirmed	60-69	American Indian/Alaska Native	Unknown	0	0
Confirmed	70-79	American Indian/Alaska Native	Unknown	0	0
Confirmed	80+	American Indian/Alaska Native	Unknown	0	0
Confirmed	Unknown	American Indian/Alaska Native	Unknown	0	0
Confirmed	0-19	Asian/Pacific Islander	Unknown	0	0
Confirmed	20-29	Asian/Pacific Islander	Unknown	0	0
Confirmed	30-39	Asian/Pacific Islander	Unknown	Suppressed	0
Confirmed	40-49	Asian/Pacific Islander	Unknown	0	0
Confirmed	50-59	Asian/Pacific Islander	Unknown	0	0
Confirmed	60-69	Asian/Pacific Islander	Unknown	0	0
Confirmed	70-79	Asian/Pacific Islander	Unknown	0	0
Confirmed	80+	Asian/Pacific Islander	Unknown	0	0
Confirmed	Unknown	Asian/Pacific Islander	Unknown	0	0
Confirmed	0-19	Black/African American	Unknown	0	0
Confirmed	20-29	Black/African American	Unknown	Suppressed	0
Confirmed	30-39	Black/African American	Unknown	Suppressed	0
Confirmed	40-49	Black/African American	Unknown	0	0
Confirmed	50-59	Black/African American	Unknown	Suppressed	0

Confirmed	60-69	Black/African American	Unknown	Suppressed	0
Confirmed	70-79	Black/African American	Unknown	Suppressed	0
Confirmed	80+	Black/African American	Unknown	Suppressed	0
Confirmed	Unknown	Black/African American	Unknown	Suppressed	0
Confirmed	0-19	Multiple Races	Unknown	Suppressed	0
Confirmed	20-29	Multiple Races	Unknown	Suppressed	0
Confirmed	30-39	Multiple Races	Unknown	0	0
Confirmed	40-49	Multiple Races	Unknown	0	0
Confirmed	50-59	Multiple Races	Unknown	Suppressed	0
Confirmed	60-69	Multiple Races	Unknown	Suppressed	0
Confirmed	70-79	Multiple Races	Unknown	0	0
Confirmed	80+	Multiple Races	Unknown	0	0
Confirmed	Unknown	Multiple Races	Unknown	0	0
Confirmed	0-19	Other	Unknown	Suppressed	0
Confirmed	20-29	Other	Unknown	Suppressed	0
Confirmed	30-39	Other	Unknown	Suppressed	0
Confirmed	40-49	Other	Unknown	Suppressed	0
Confirmed	50-59	Other	Unknown	Suppressed	0
Confirmed	60-69	Other	Unknown	Suppressed	0
Confirmed	70-79	Other	Unknown	0	0
Confirmed	80+	Other	Unknown	0	0
Confirmed	Unknown	Other	Unknown	0	0
Confirmed	0-19	Unknown	Unknown	11	0
Confirmed	20-29	Unknown	Unknown	13	0
Confirmed	30-39	Unknown	Unknown	16	0
Confirmed	40-49	Unknown	Unknown	16	0
Confirmed	50-59	Unknown	Unknown	20	0
Confirmed	60-69	Unknown	Unknown	17	0
Confirmed	70-79	Unknown	Unknown	12	0
Confirmed	80+	Unknown	Unknown	28	Suppressed
Confirmed	Unknown	Unknown	Unknown	Suppressed	0
Confirmed	0-19	White	Unknown	0	0
Confirmed	20-29	White	Unknown	Suppressed	0
Confirmed	30-39	White	Unknown	Suppressed	0
Confirmed	40-49	White	Unknown	Suppressed	0
Confirmed	50-59	White	Unknown	Suppressed	0
Confirmed	60-69	White	Unknown	Suppressed	0
Confirmed	70-79	White	Unknown	Suppressed	0
Confirmed	80+	White	Unknown	Suppressed	0
Confirmed	Unknown	White	Unknown	0	0
Probable	0-19	American Indian/Alaska Native	Female	0	0
Probable	20-29	American Indian/Alaska Native	Female	0	0
Probable	30-39	American Indian/Alaska Native	Female	0	0
Probable	40-49	American Indian/Alaska Native	Female	0	0
Probable	50-59	American Indian/Alaska Native	Female	0	0
Probable	60-69	American Indian/Alaska Native	Female	0	0
Probable	70-79	American Indian/Alaska Native	Female	0	0
Probable	80+	American Indian/Alaska Native	Female	0	0
Probable	Unknown	American Indian/Alaska Native	Female	0	0
Probable	0-19	Asian/Pacific Islander	Female	0	0

Probable	20-29	Asian/Pacific Islander	Female	0	0
Probable	30-39	Asian/Pacific Islander	Female	0	0
Probable	40-49	Asian/Pacific Islander	Female	0	0
Probable	50-59	Asian/Pacific Islander	Female	0	0
Probable	60-69	Asian/Pacific Islander	Female	0	0
Probable	70-79	Asian/Pacific Islander	Female	0	0
Probable	80+	Asian/Pacific Islander	Female	0	0
Probable	Unknown	Asian/Pacific Islander	Female	0	0
Probable	0-19	Black/African American	Female	0	0
Probable	20-29	Black/African American	Female	0	0
Probable	30-39	Black/African American	Female	0	0
Probable	40-49	Black/African American	Female	0	0
Probable	50-59	Black/African American	Female	0	0
Probable	60-69	Black/African American	Female	0	0
Probable	70-79	Black/African American	Female	0	0
Probable	80+	Black/African American	Female	0	0
Probable	Unknown	Black/African American	Female	0	0
Probable	0-19	Multiple Races	Female	0	0
Probable	20-29	Multiple Races	Female	0	0
Probable	30-39	Multiple Races	Female	0	0
Probable	40-49	Multiple Races	Female	0	0
Probable	50-59	Multiple Races	Female	0	0
Probable	60-69	Multiple Races	Female	0	0
Probable	70-79	Multiple Races	Female	0	0
Probable	80+	Multiple Races	Female	0	0
Probable	Unknown	Multiple Races	Female	0	0
Probable	0-19	Other	Female	0	0
Probable	20-29	Other	Female	0	0
Probable	30-39	Other	Female	0	0
Probable	40-49	Other	Female	0	0
Probable	50-59	Other	Female	0	0
Probable	60-69	Other	Female	0	0
Probable	70-79	Other	Female	0	0
Probable	80+	Other	Female	0	0
Probable	Unknown	Other	Female	0	0
Probable	0-19	Unknown	Female	0	0
Probable	20-29	Unknown	Female	0	0
Probable	30-39	Unknown	Female	0	0
Probable	40-49	Unknown	Female	0	0
Probable	50-59	Unknown	Female	0	0
Probable	60-69	Unknown	Female	0	0
Probable	70-79	Unknown	Female	0	0
Probable	80+	Unknown	Female	0	0
Probable	Unknown	Unknown	Female	0	0
Probable	0-19	White	Female	0	0
Probable	20-29	White	Female	0	0
Probable	30-39	White	Female	0	0
Probable	40-49	White	Female	0	0
Probable	50-59	White	Female	0	0
Probable	60-69	White	Female	0	0

Probable	70-79	White	Female	0	0
Probable	80+	White	Female	0	0
Probable	Unknown	White	Female	0	0
Probable	0-19	American Indian/Alaska Native	Male	0	0
Probable	20-29	American Indian/Alaska Native	Male	0	0
Probable	30-39	American Indian/Alaska Native	Male	0	0
Probable	40-49	American Indian/Alaska Native	Male	0	0
Probable	50-59	American Indian/Alaska Native	Male	0	0
Probable	60-69	American Indian/Alaska Native	Male	0	0
Probable	70-79	American Indian/Alaska Native	Male	0	0
Probable	80+	American Indian/Alaska Native	Male	0	0
Probable	Unknown	American Indian/Alaska Native	Male	0	0
Probable	0-19	Asian/Pacific Islander	Male	0	0
Probable	20-29	Asian/Pacific Islander	Male	0	0
Probable	30-39	Asian/Pacific Islander	Male	0	0
Probable	40-49	Asian/Pacific Islander	Male	0	0
Probable	50-59	Asian/Pacific Islander	Male	0	0
Probable	60-69	Asian/Pacific Islander	Male	0	0
Probable	70-79	Asian/Pacific Islander	Male	0	0
Probable	80+	Asian/Pacific Islander	Male	0	0
Probable	Unknown	Asian/Pacific Islander	Male	0	0
Probable	0-19	Black/African American	Male	0	0
Probable	20-29	Black/African American	Male	0	0
Probable	30-39	Black/African American	Male	0	0
Probable	40-49	Black/African American	Male	0	0
Probable	50-59	Black/African American	Male	0	0
Probable	60-69	Black/African American	Male	0	0
Probable	70-79	Black/African American	Male	0	0
Probable	80+	Black/African American	Male	0	0
Probable	Unknown	Black/African American	Male	0	0
Probable	0-19	Multiple Races	Male	0	0
Probable	20-29	Multiple Races	Male	0	0
Probable	30-39	Multiple Races	Male	0	0
Probable	40-49	Multiple Races	Male	0	0
Probable	50-59	Multiple Races	Male	0	0
Probable	60-69	Multiple Races	Male	0	0
Probable	70-79	Multiple Races	Male	0	0
Probable	80+	Multiple Races	Male	0	0
Probable	Unknown	Multiple Races	Male	0	0
Probable	0-19	Other	Male	0	0
Probable	20-29	Other	Male	0	0
Probable	30-39	Other	Male	0	0
Probable	40-49	Other	Male	0	0
Probable	50-59	Other	Male	0	0
Probable	60-69	Other	Male	0	0
Probable	70-79	Other	Male	0	0
Probable	80+	Other	Male	0	0
Probable	Unknown	Other	Male	0	0
Probable	0-19	Unknown	Male	0	0
Probable	20-29	Unknown	Male	0	0

Probable	30-39	Unknown	Male	0	0
Probable	40-49	Unknown	Male	0	0
Probable	50-59	Unknown	Male	0	0
Probable	60-69	Unknown	Male	0	0
Probable	70-79	Unknown	Male	0	0
Probable	80+	Unknown	Male	0	0
Probable	Unknown	Unknown	Male	0	0
Probable	0-19	White	Male	0	0
Probable	20-29	White	Male	0	0
Probable	30-39	White	Male	0	0
Probable	40-49	White	Male	0	0
Probable	50-59	White	Male	0	0
Probable	60-69	White	Male	0	0
Probable	70-79	White	Male	0	0
Probable	80+	White	Male	0	0
Probable	Unknown	White	Male	0	0
Probable	0-19	American Indian/Alaska Native	Unknown	0	0
Probable	20-29	American Indian/Alaska Native	Unknown	0	0
Probable	30-39	American Indian/Alaska Native	Unknown	0	0
Probable	40-49	American Indian/Alaska Native	Unknown	0	0
Probable	50-59	American Indian/Alaska Native	Unknown	0	0
Probable	60-69	American Indian/Alaska Native	Unknown	0	0
Probable	70-79	American Indian/Alaska Native	Unknown	0	0
Probable	80+	American Indian/Alaska Native	Unknown	0	0
Probable	Unknown	American Indian/Alaska Native	Unknown	0	0
Probable	0-19	Asian/Pacific Islander	Unknown	0	0
Probable	20-29	Asian/Pacific Islander	Unknown	0	0
Probable	30-39	Asian/Pacific Islander	Unknown	0	0
Probable	40-49	Asian/Pacific Islander	Unknown	0	0
Probable	50-59	Asian/Pacific Islander	Unknown	0	0
Probable	60-69	Asian/Pacific Islander	Unknown	0	0
Probable	70-79	Asian/Pacific Islander	Unknown	0	0
Probable	80+	Asian/Pacific Islander	Unknown	0	0
Probable	Unknown	Asian/Pacific Islander	Unknown	0	0
Probable	0-19	Black/African American	Unknown	0	0
Probable	20-29	Black/African American	Unknown	0	0
Probable	30-39	Black/African American	Unknown	0	0
Probable	40-49	Black/African American	Unknown	0	0
Probable	50-59	Black/African American	Unknown	0	0
Probable	60-69	Black/African American	Unknown	0	0
Probable	70-79	Black/African American	Unknown	0	0
Probable	80+	Black/African American	Unknown	0	0
Probable	Unknown	Black/African American	Unknown	0	0
Probable	0-19	Multiple Races	Unknown	0	0
Probable	20-29	Multiple Races	Unknown	0	0
Probable	30-39	Multiple Races	Unknown	0	0
Probable	40-49	Multiple Races	Unknown	0	0
Probable	50-59	Multiple Races	Unknown	0	0
Probable	60-69	Multiple Races	Unknown	0	0
Probable	70-79	Multiple Races	Unknown	0	0

Probable	80+	Multiple Races	Unknown	0	0
Probable	Unknown	Multiple Races	Unknown	0	0
Probable	0-19	Other	Unknown	0	0
Probable	20-29	Other	Unknown	0	0
Probable	30-39	Other	Unknown	0	0
Probable	40-49	Other	Unknown	0	0
Probable	50-59	Other	Unknown	0	0
Probable	60-69	Other	Unknown	0	0
Probable	70-79	Other	Unknown	0	0
Probable	80+	Other	Unknown	0	0
Probable	Unknown	Other	Unknown	0	0
Probable	0-19	Unknown	Unknown	0	0
Probable	20-29	Unknown	Unknown	0	0
Probable	30-39	Unknown	Unknown	0	0
Probable	40-49	Unknown	Unknown	0	0
Probable	50-59	Unknown	Unknown	0	0
Probable	60-69	Unknown	Unknown	0	0
Probable	70-79	Unknown	Unknown	0	0
Probable	80+	Unknown	Unknown	0	0
Probable	Unknown	Unknown	Unknown	0	0
Probable	0-19	White	Unknown	0	0
Probable	20-29	White	Unknown	0	0
Probable	30-39	White	Unknown	0	0
Probable	40-49	White	Unknown	0	0
Probable	50-59	White	Unknown	0	0
Probable	60-69	White	Unknown	0	0
Probable	70-79	White	Unknown	0	0
Probable	80+	White	Unknown	0	0
Probable	Unknown	White	Unknown	0	0

COVID-19 TESTS BY COUNTY

COUNTY	TestType	Count	RatePerMillion
Alcona	Serology	15	1448
Alcona	Diagnostic	443	42752
Alcona	Total	458	44200
Alger	Serology	38	4177
Alger	Diagnostic	189	20776
Alger	Total	227	24953
Allegan	Serology	216	1841
Allegan	Diagnostic	5483	46733
Allegan	Total	5699	48574
Alpena	Diagnostic	648	22849
Alpena	Serology	54	1904
Alpena	Total	702	24753
Antrim	Diagnostic	590	25251
Antrim	Serology	42	1798
Antrim	Total	632	27049
Arenac	Diagnostic	783	52058
Arenac	Serology	43	2859
Arenac	Total	826	54917
Baraga	Diagnostic	192	23077
Baraga	Serology	7	841
Baraga	Total	199	23918
Barry	Diagnostic	2245	36709
Barry	Serology	166	2714
Barry	Total	2411	39423
Bay	Serology	405	3897
Bay	Diagnostic	6084	58543
Bay	Total	6489	62440
Benzie	Diagnostic	484	27263
Benzie	Serology	16	901
Benzie	Total	500	28164
Berrien	Diagnostic	12287	79713
Berrien	Serology	739	4794
Berrien	Total	13026	84507
Branch	Diagnostic	940	21549
Branch	Serology	54	1238
Branch	Total	994	22787
Calhoun	Serology	296	2201
Calhoun	Diagnostic	8140	60526
Calhoun	Total	8436	62727
Cass	Serology	60	1162
Cass	Diagnostic	1435	27782
Cass	Total	1495	28943
Charlevoix	Diagnostic	835	31817
Charlevoix	Serology	212	8078
Charlevoix	Total	1047	39895
Cheboygan	Diagnostic	638	25105
Cheboygan	Serology	97	3817
Cheboygan	Total	735	28922
Chippewa	Diagnostic	520	13860

Chippewa	Serology	53	1413
Chippewa	Total	573	15273
Clare	Diagnostic	1055	34301
Clare	Serology	62	2016
Clare	Total	1117	36317
Clinton	Serology	1157	14584
Clinton	Diagnostic	3575	45064
Clinton	Total	4732	59648
Correctional	Diagnostic	43672	
Correctional	Serology	6190	
Correctional	Total	49862	
Crawford	Diagnostic	511	36760
Crawford	Serology	30	2158
Crawford	Total	541	38918
Delta	Serology	92	2566
Delta	Diagnostic	1105	30817
Delta	Total	1197	33383
Detroit City	Serology	5499	8463
Detroit City	Diagnostic	93543	143956
Detroit City	Total	99042	152418
Dickinson	Diagnostic	512	20171
Dickinson	Serology	30	1182
Dickinson	Total	542	21353
Eaton	Serology	1664	15151
Eaton	Diagnostic	7786	70894
Eaton	Total	9450	86045
Emmet	Diagnostic	1045	31374
Emmet	Serology	479	14381
Emmet	Total	1524	45755
Genesee	Diagnostic	19344	47541
Genesee	Serology	5015	12325
Genesee	Total	24359	59866
Gladwin	Diagnostic	1072	42310
Gladwin	Serology	54	2131
Gladwin	Total	1126	44441
Gogebic	Diagnostic	482	31929
Gogebic	Serology	11	729
Gogebic	Total	493	32658
Grand Traverse	Diagnostic	3091	33390
Grand Traverse	Serology	152	1642
Grand Traverse	Total	3243	35032
Gratiot	Diagnostic	2057	50666
Gratiot	Serology	170	4187
Gratiot	Total	2227	54854
Hillsdale	Diagnostic	2269	49597
Hillsdale	Serology	84	1836
Hillsdale	Total	2353	51433
Houghton	Diagnostic	878	24241
Houghton	Serology	27	745
Houghton	Total	905	24987

Huron	Diagnostic	1407	45145
Huron	Serology	79	2535
Huron	Total	1486	47680
Ingham	Serology	4845	16551
Ingham	Diagnostic	21294	72742
Ingham	Total	26139	89292
Ionia	Serology	458	7133
Ionia	Diagnostic	3509	54649
Ionia	Total	3967	61782
Iosco	Diagnostic	1653	65906
Iosco	Serology	31	1236
Iosco	Total	1684	67142
Iron	Diagnostic	450	40479
Iron	Serology	3	270
Iron	Total	453	40748
Isabella	Diagnostic	1748	24773
Isabella	Serology	184	2608
Isabella	Total	1932	27380
Jackson	Diagnostic	9383	59078
Jackson	Serology	697	4389
Jackson	Total	10080	63467
Kalamazoo	Diagnostic	13468	50848
Kalamazoo	Serology	790	2983
Kalamazoo	Total	14258	53830
Kalkaska	Diagnostic	614	34448
Kalkaska	Serology	10	561
Kalkaska	Total	624	35009
Kent	Diagnostic	42498	65003
Kent	Serology	3713	5679
Kent	Total	46211	70682
Keweenaw	Diagnostic	67	31708
Keweenaw	Serology	4	1893
Keweenaw	Total	71	33602
Lake	Diagnostic	770	64809
Lake	Serology	28	2357
Lake	Total	798	67166
Lapeer	Diagnostic	3344	37988
Lapeer	Serology	709	8054
Lapeer	Total	4053	46042
Leelanau	Diagnostic	462	21228
Leelanau	Serology	31	1424
Leelanau	Total	493	22652
Lenawee	Serology	341	3470
Lenawee	Diagnostic	2968	30204
Lenawee	Total	3309	33674
Livingston	Serology	2004	10480
Livingston	Diagnostic	9826	51385
Livingston	Total	11830	61865
Luce	Diagnostic	155	24670
Luce	Serology	10	1592

Luce	Total	165	26261
Mackinac	Serology	25	2318
Mackinac	Diagnostic	244	22620
Mackinac	Total	269	24937
Macomb	Serology	11856	13553
Macomb	Diagnostic	56611	64716
Macomb	Total	68467	78270
Manistee	Serology	48	1957
Manistee	Diagnostic	456	18591
Manistee	Total	504	20548
Marquette	Diagnostic	3691	55490
Marquette	Serology	551	8284
Marquette	Total	4242	63774
Mason	Diagnostic	1751	60172
Mason	Serology	58	1993
Mason	Total	1809	62165
Mecosta	Diagnostic	1809	41543
Mecosta	Serology	104	2388
Mecosta	Total	1913	43932
Menominee	Diagnostic	398	17317
Menominee	Serology	11	479
Menominee	Total	409	17796
Midland	Diagnostic	3219	38686
Midland	Serology	275	3305
Midland	Total	3494	41991
Missaukee	Diagnostic	402	26600
Missaukee	Serology	38	2514
Missaukee	Total	440	29114
Monroe	Serology	1469	9765
Monroe	Diagnostic	6460	42941
Monroe	Total	7929	52706
Montcalm	Diagnostic	3245	50728
Montcalm	Serology	288	4502
Montcalm	Total	3533	55231
Montmorency	Diagnostic	307	33135
Montmorency	Serology	24	2590
Montmorency	Total	331	35726
Muskegon	Diagnostic	12168	70097
Muskegon	Serology	288	1659
Muskegon	Total	12456	71756
Newaygo	Diagnostic	2637	53935
Newaygo	Serology	183	3743
Newaygo	Total	2820	57678
Oakland	Serology	27140	21553
Oakland	Diagnostic	74896	59479
Oakland	Total	102036	81032
Oceana	Diagnostic	1985	74554
Oceana	Serology	58	2178
Oceana	Total	2043	76732
Ogemaw	Diagnostic	641	30594

Ogemaw	Serology	27	1289
Ogemaw	Total	668	31882
Ontonagon	Diagnostic	227	39172
Ontonagon	Serology	2	345
Ontonagon	Total	229	39517
Osceola	Serology	44	1885
Osceola	Diagnostic	1267	54282
Osceola	Total	1311	56167
Oscoda	Diagnostic	180	21750
Oscoda	Serology	2	242
Oscoda	Total	182	21991
Otsego	Diagnostic	847	34340
Otsego	Serology	146	5919
Otsego	Total	993	40259
Ottawa	Diagnostic	18172	62556
Ottawa	Serology	1078	3711
Ottawa	Total	19250	66266
Presque Isle	Serology	39	3062
Presque Isle	Diagnostic	349	27398
Presque Isle	Total	388	30460
Roscommon	Diagnostic	730	30564
Roscommon	Serology	122	5108
Roscommon	Total	852	35672
Saginaw	Diagnostic	14111	73957
Saginaw	Serology	516	2704
Saginaw	Total	14627	76661
Sanilac	Diagnostic	1602	38900
Sanilac	Serology	165	4007
Sanilac	Total	1767	42907
Schoolcraft	Diagnostic	239	29623
Schoolcraft	Serology	21	2603
Schoolcraft	Total	260	32226
Shiawassee	Serology	527	7728
Shiawassee	Diagnostic	2063	30253
Shiawassee	Total	2590	37981
St Clair	Diagnostic	7580	47572
St Clair	Serology	2128	13355
St Clair	Total	9708	60927
St Joseph	Diagnostic	1633	26752
St Joseph	Serology	115	1884
St Joseph	Total	1748	28636
Tuscola	Diagnostic	3156	60096
Tuscola	Serology	227	4322
Tuscola	Total	3383	64418
Unknown	Diagnostic	59624	
Unknown	Serology	8712	
Unknown	Total	68336	
Van Buren	Diagnostic	3860	51161
Van Buren	Serology	168	2227
Van Buren	Total	4028	53388

Washtenaw	Serology	3723	10036
Washtenaw	Diagnostic	22785	61421
Washtenaw	Total	26508	71457
Wayne	Diagnostic	88596	80264
Wayne	Serology	17515	15868
Wayne	Total	106111	96131
Wexford	Diagnostic	1183	35349
Wexford	Serology	55	1643
Wexford	Total	1238	36993

DIAGNOSTIC TESTS BY RESULT AND COUNTY

COUNTY	Negative	Positive	Total
Alcona	426	17	443
Alger	189	0	189
Allegan	5167	316	5483
Alpena	554	94	648
Antrim	582	8	590
Arenac	721	62	783
Baraga	192	0	192
Barry	2172	73	2245
Bay	5705	379	6084
Benzie	468	16	484
Berrien	11280	1007	12287
Branch	801	139	940
Calhoun	7475	665	8140
Cass	1348	87	1435
Charlevoix	818	17	835
Cheboygan	624	14	638
Chippewa	518	2	520
Clare	1021	34	1055
Clinton	3451	124	3575
Correctional	40299	3373	43672
Crawford	451	60	511
Delta	1082	23	1105
Detroit City	75666	17877	93543
Dickinson	506	6	512
Eaton	7521	265	7786
Emmet	1027	18	1045
Genesee	17011	2333	19344
Gladwin	1037	35	1072
Gogebic	471	11	482
Grand Traverse	3041	50	3091
Gratiot	1960	97	2057
Hillsdale	2097	172	2269
Houghton	871	7	878
Huron	1331	76	1407
Ingham	20278	1016	21294
Ionia	3348	161	3509
Iosco	1570	83	1653
Iron	450	0	450
Isabella	1673	75	1748
Jackson	8870	513	9383
Kalamazoo	12252	1216	13468
Kalkaska	594	20	614
Kent	38351	4147	42498
Keweenaw	65	2	67
Lake	730	40	770
Lapeer	3091	253	3344
Leelanau	457	5	462
Lenawee	2824	144	2968
Livingston	9580	246	9826

Luce	151	4	155
Mackinac	239	5	244
Macomb	47068	9543	56611
Manistee	438	18	456
Marquette	3582	109	3691
Mason	1717	34	1751
Mecosta	1779	30	1809
Menominee	395	3	398
Midland	3108	111	3219
Missaukee	385	17	402
Monroe	5962	498	6460
Montcalm	3132	113	3245
Montmorency	291	16	307
Muskegon	11466	702	12168
Newaygo	2526	111	2637
Oakland	64171	10725	74896
Oceana	1875	110	1985
Ogemaw	602	39	641
Ontonagon	227	0	227
Osceola	1246	21	1267
Oscoda	174	6	180
Otsego	752	95	847
Ottawa	16853	1319	18172
Presque Isle	337	12	349
Roscommon	688	42	730
Saginaw	12720	1391	14111
Sanilac	1527	75	1602
Schoolcraft	233	6	239
Shiawassee	2003	60	2063
St Clair	7077	503	7580
St Joseph	1549	84	1633
Tuscola	2857	299	3156
Unknown	55376	4248	59624
Van Buren	3618	242	3860
Washtenaw	21644	1141	22785
Wayne	75674	12922	88596
Wexford	1164	19	1183