



Western Michigan University
ScholarWorks at WMU

Cumulative Michigan COVID-19 Data

Michigan COVID-19 State Data

6-9-2020

2020-06-09_MichiganOverview_COVIDstats

Michigan Department of Health & Human Services

Follow this and additional works at: <https://scholarworks.wmich.edu/michigan-covid-data-state-cumulative>



Part of the Public Health Commons

WMU ScholarWorks Citation

Michigan Department of Health & Human Services, "2020-06-09_MichiganOverview_COVIDstats" (2020).
Cumulative Michigan COVID-19 Data. 105.

<https://scholarworks.wmich.edu/michigan-covid-data-state-cumulative/105>

This Website is brought to you for free and open access
by the Michigan COVID-19 State Data at ScholarWorks at
WMU. It has been accepted for inclusion in Cumulative
Michigan COVID-19 Data by an authorized administrator
of ScholarWorks at WMU. For more information, please
contact wmu-scholarworks@wmich.edu.



Coronavirus

CORONAVIRUS / MICHIGAN DATA

Michigan Data



DATA ABOUT PLACES

LONG TERM CARE FACILITIES

CORONAVIRUS SYMPTOMS

CUMULATIVE RECOVERED



CURRENT STATUS

DAILY CASES

CUMULATIVE TRENDS

DEMOGRAPHICS

TOTAL TESTING

DIAGNOSTIC TESTING

LEARN MORE

View Cases

View Deaths

View Table

Select Preparedness Region:

All

Select County:

All

This report is provisional and subject to change. City of Detroit and Wayne County are reported separately. MDHHS began tracking probable cases April 5, 2020. FCI indicates Michigan Department of Corrections. Diagnostic tests, including nucleic acid amplification/real-time polymerase chain reaction (NAAT/RT-PCR) and rapid virus antigen detection point of care (POC) tests, look for current infection. Serology (antibody) tests are used to look for the possibility of previous infection.

Source: Michigan Disease Surveillance System (MDSS) and Vital Records.

COVID-19 Cases by County

Confirmed cases include individuals with a positive diagnostic test for COVID-19. Probable cases include individuals with COVID-19 symptoms and an epidemiologic link to confirmed COVID-19, but no diagnostic test.

Cases by County

0

1-10

11-62

63-559

560-11640

11641+

Michigan

Tuesday, June 9, 2020

Michigan (Statewide) Case Fatality Rate

9.6%

Current Totals



Case Status	Cases	Deaths
Confirmed	59,107	5,698
Probable	5,891	245
Total	64,998	5,943

Laboratory Testing

Test Type	Tests Performed
Diagnostic	752,468
Serology	116,586
Total	869,054

Microsoft Power BI

< 1 of 7 >



Q

X

Cases by Hispanic/Latino Ethnicity

Hispanic/Latino Ethnicity	Percentage of Overall Cases by Ethnicity	Percentage of Deceased Cases by Ethnicity
Hispanic/Latino	7%	2%
Non-Hispanic Latino	64%	82%
Unknown	29%	16%

Totals may not add to 100% due to rounding

https://www.michigan.gov/coronavirus/0,9753,7-406-98163_98173---,00.html

2/3

Cases by Arab Ethnicity

Arab Ethnicity	Percentage of Overall Cases by Ethnicity	Percentage of Deceased Cases by Ethnicity
Arab	2%	1%
Non-Arab	38%	40%
Unknown	60%	58%

Totals may not add to 100% due to rounding

PUBLIC USE DATASETS

Cases and Deaths by County

Cases by County by Date

Cases by Demographics Statewide

COVID-19 Tests by County

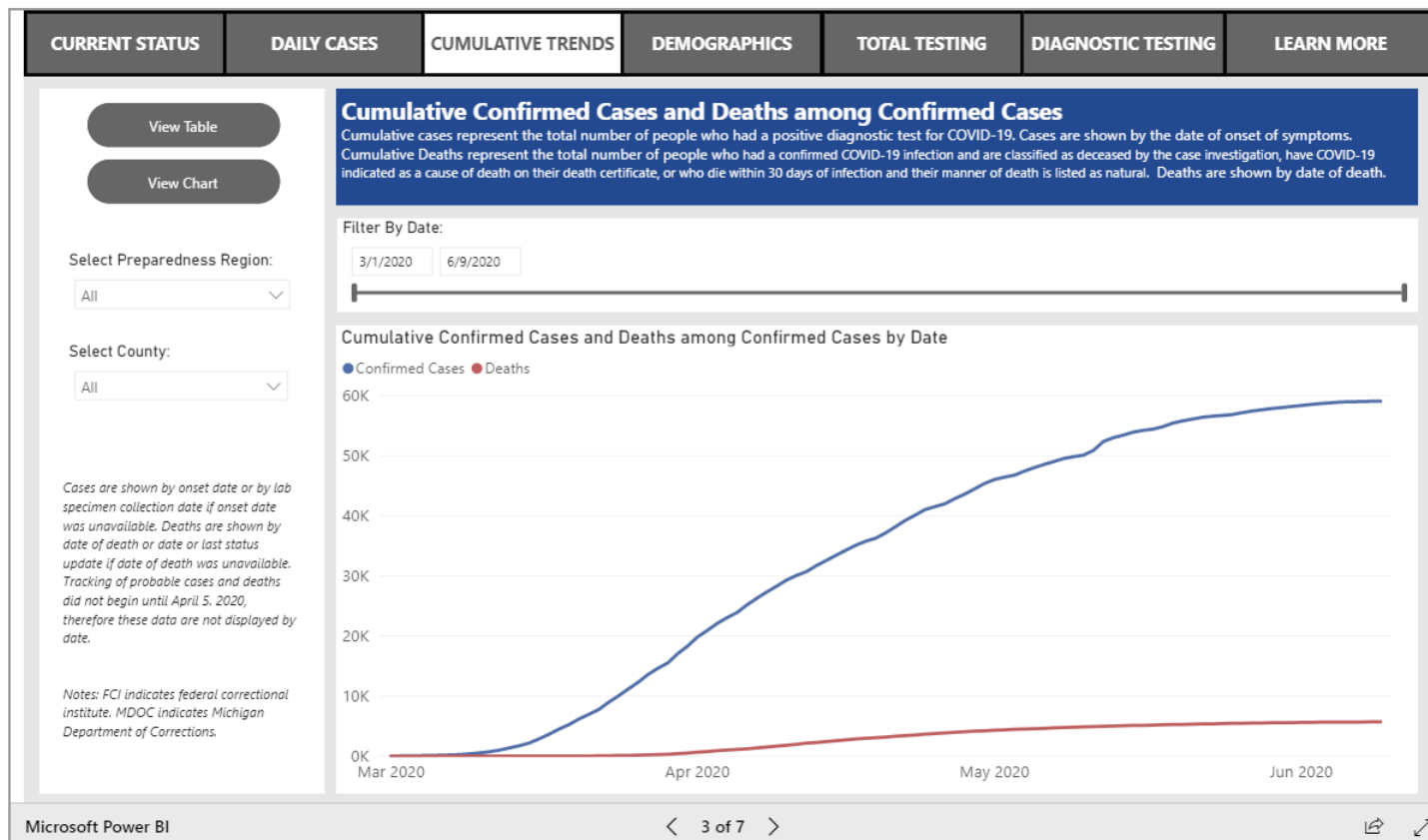
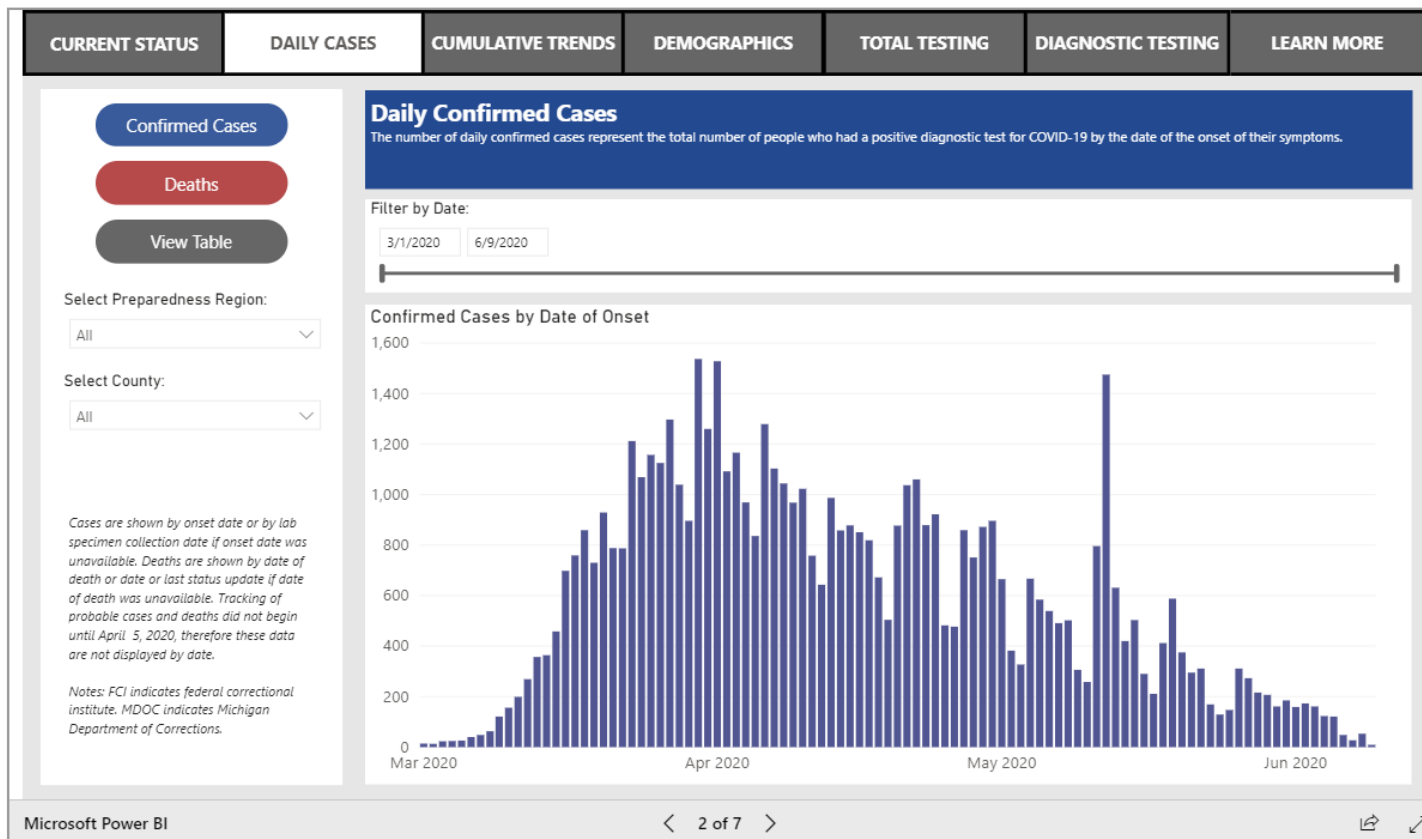
Diagnostic Tests by Result and County



MICHIGAN.GOV HOME
ADA
MICHIGAN NEWS
POLICIES

COPYRIGHT 2020 STATE OF MICHIGAN





Cases by Demographic Characteristics

Data are suppressed when the number of cases is five or below to protect the confidentiality of individuals. The sum of the cases for individual categories may be fewer than the total number of cases due to data suppression. Rates are not calculated for multiple races, other, and unknown race categories due to the unavailability of an appropriate denominator.

Cases

Deaths

Select case status:

- ☒ Confirmed
☐ Probable

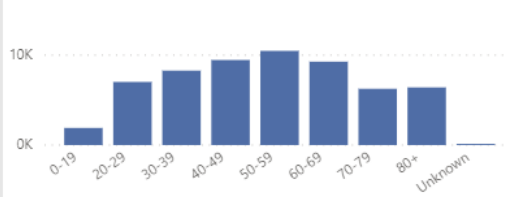
Select Preparedness Region:

All

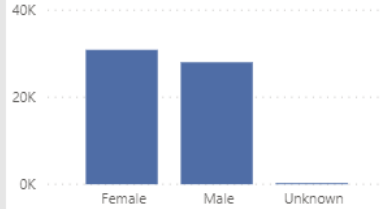
Select county:

All

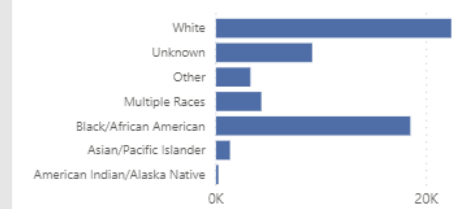
Cases by Age Group



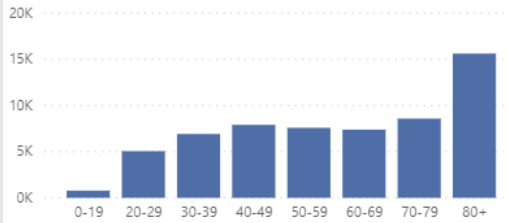
Cases by Sex



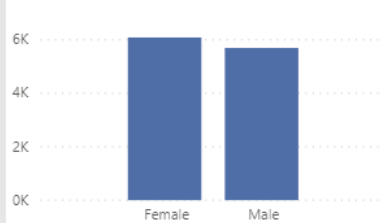
Cases by Race



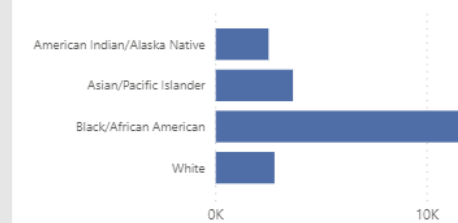
Cases per Million by Age Group



Cases per Million by Sex



Cases per Million by Race



Cases

Deaths

Select case status:

- ☐ Confirmed
☒ Probable

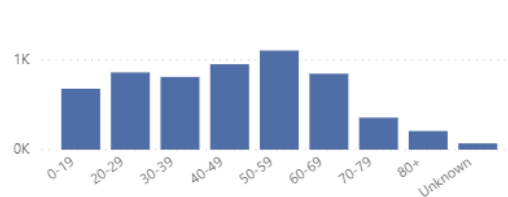
Select Preparedness Region:

All

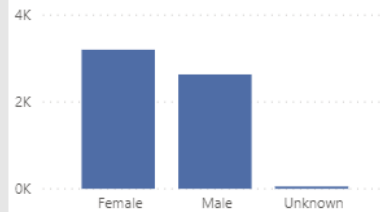
Select county:

All

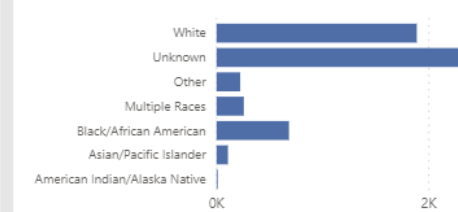
Cases by Age Group



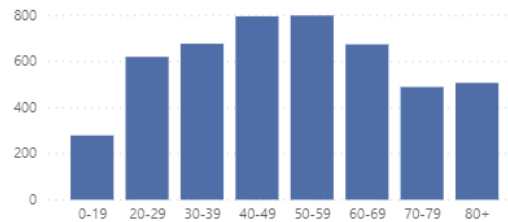
Cases by Sex



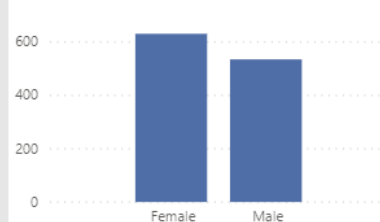
Cases by Race



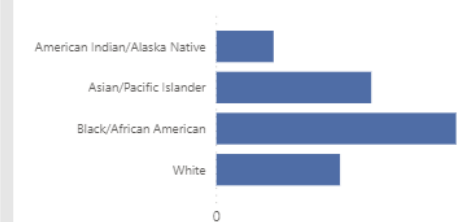
Cases per Million by Age Group



Cases per Million by Sex

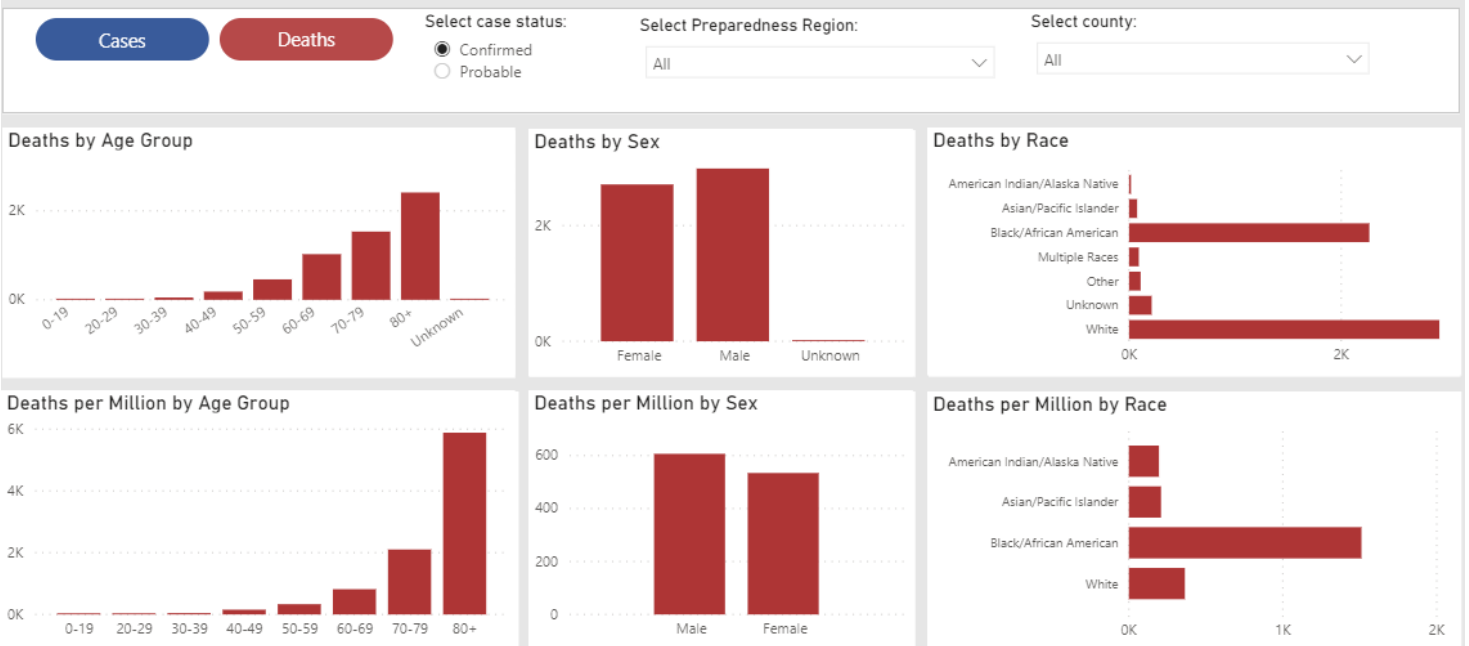


Cases per Million by Race



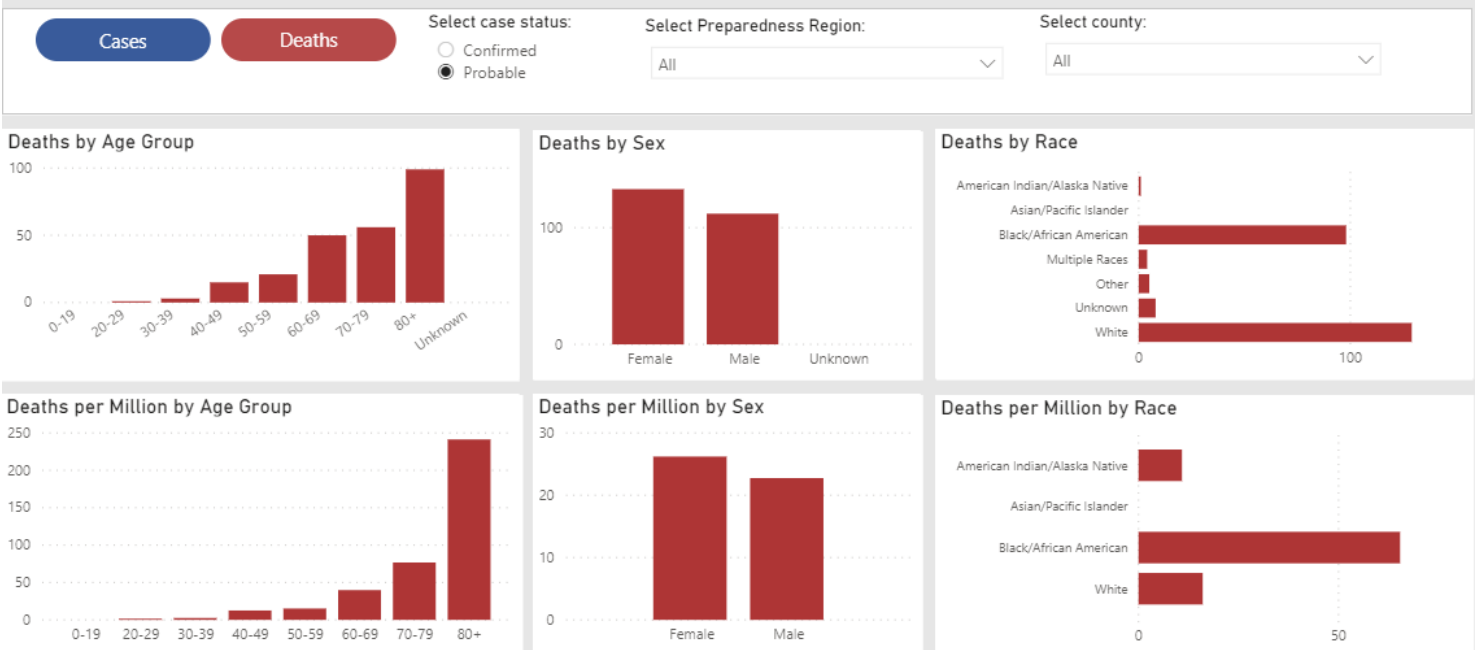
Deaths by Demographic Characteristics

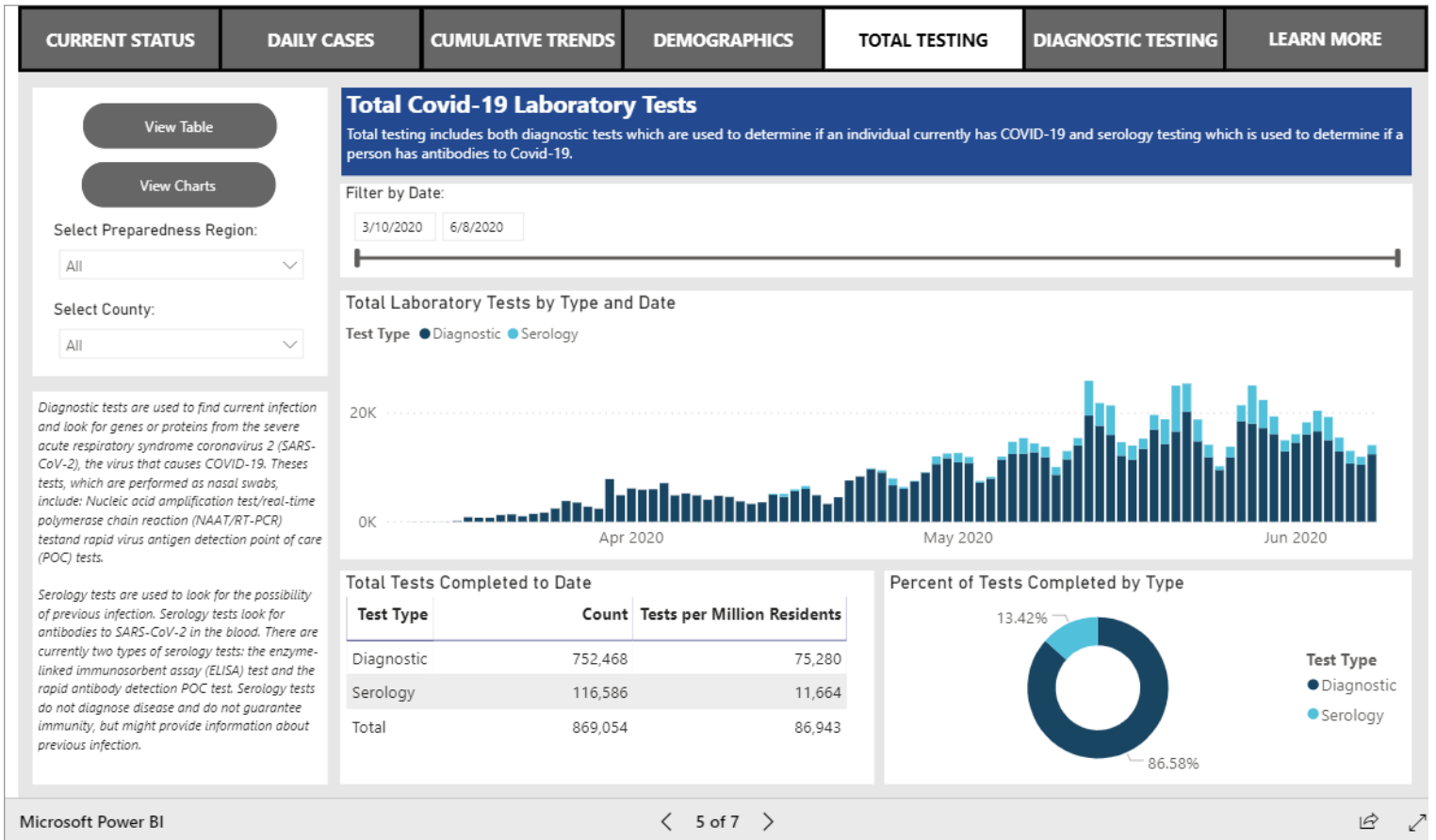
Data are suppressed when the number of deaths is five or below to protect the confidentiality of individuals. The sum of the deaths for individual categories may be fewer than the total number of deaths due to data suppression. Rates are not calculated for multiple races, other, and unknown race categories due to the unavailability of an appropriate denominator.





Deaths by Demographic Characteristics

Data are suppressed when the number of deaths is five or below to protect the confidentiality of individuals. The sum of the deaths for individual categories may be fewer than the total number of deaths due to data suppression. Rates are not calculated for multiple races, other, and unknown race categories due to the unavailability of an appropriate denominator.





CURRENT STATUS	DAILY CASES	CUMULATIVE TRENDS	DEMOGRAPHICS	TOTAL TESTING	DIAGNOSTIC TESTING	LEARN MORE
<p>Where does the data come from?</p> <p>The State of Michigan COVID-19 Dashboard displays the most recent provisional data reported to the Michigan Department of Health and Humans Services (MDHHS) about cases in Michigan by selected demographics and county of residence (City of Detroit and Wayne County are reported separately). Data are reported to MDHHS via the Michigan Disease Surveillance System (MDSS). Provisional Death data are provided by the MDHHS Division for Vital Records & Health Statistics.</p> <p>How does MDHHS classify confirmed and probable cases?</p> <p>Confirmed cases only include individuals who have had a positive diagnostic laboratory test for COVID-19. Probable cases include individuals who have symptoms consistent with COVID-19 and an epidemiologic link to a confirmed cases, but do not have a positive diagnostic laboratory test for COVID-19.</p> <p>How does MDHHS classify confirmed and probable deaths?</p> <p>Confirmed deaths include individuals who meet one or more of the following conditions: 1) Have been identified as a confirmed case and classified as deceased as a result of a case investigation in the Michigan Disease Surveillance System (MDSS). MDSS is the database used by state and local health department to monitor reportable diseases like COVID-19; 2) have been identified as a confirmed case in MDSS had have a death certificate with COVID-19 listed as a cause of death; 3) have been identified as a confirmed case in MDSS and die within 30 days of onset of COVID-19 infection and have a death certificate which classifies their manner death as 'natural'. Probable deaths include individuals who have COVID indicated as a cause of death on their death certificate but have not had a positive diagnostic laboratory test.</p> <p>Why do data in the demographics tab not sum to the total number of cases for a county or region?</p> <p>Data are not shown whenever the number of cases for a particular demographic category is fewer than six to protect the confidentiality of individuals. Rates are not calculated for other, multiple, and unknown race because an appropriate population denominator is not available for these categories at the county level.</p> <p>Where can I get more information about COVID-19?</p> <p>Visit https://www.michigan.gov/coronavirus to find information on resources and assistance, answers to frequently asked questions, and the latest updates on Michigan's response to COVID-19. For COVID-19 updates from CDC visit https://www.cdc.gov/coronavirus/2019-ncov.</p>						
<div>Microsoft Power BI</div> <div> <div>< 7 of 7 ></div> <div>   </div> </div>						

Cumulative Total of Recovered COVID-19 Cases

Cumulative Total of Recovered COVID-19 Cases (as of 6/5/2020): **42,041**

Note on recovery: During this response, MDHHS is reviewing vital records statistics to identify any laboratory confirmed COVID-19 cases who are 30 days out from their onset of illness to represent recovery status. As the pandemic continues to impact Michigan, this pool will expand to include more cases. Recovered is defined as the number of persons with a confirmed COVID-19 diagnosis who are alive 30 days post-onset (or referral date if onset is not available). The number of persons recovered on June 5, 2020 represents COVID-19 confirmed individuals with an onset date on or prior to May 6, 2020. If an individual dies from a COVID-related cause >30 days from onset/referral, they are removed from the number of persons recovered. These numbers will be updated every Saturday.

Source: Michigan Disease Surveillance System and Vital Records

CASES AND DEATHS BY COUNTY

COUNTY	ConfirmedCases	ConfirmedDeaths	ProbableCases	ProbableDeaths
Alcona	17	1	4	0
Allegan	232	6	41	0
Alger				
Alpena	100	9	7	0
Antrim	12	0	1	0
Arenac	34	1	4	0
Baraga	1	0		
Barry	69	2	18	0
Bay	346	26	39	1
Benzie	5	0		
Berrien	663	57	143	0
Branch	139	2	14	0
Calhoun	421	25	49	1
Cass	95	4	13	0
Charlevoix	16	1	3	0
Cheboygan	21	1	5	0
Chippewa	2	0	1	0
Clare	22	2	1	0
Clinton	145	11	41	0
Crawford	59	5	4	0
Delta	17	2	3	0
Detroit City	11235	1408	406	84
Dickinson	6	2		
Eaton	195	7	57	0
Emmet	21	2	5	0
FCI	156	5		
Genesee	2068	256	484	25
Gladwin	19	1		
Gogebic	6	1		
Grand Traverse	34	5	1	0
Gratiot	79	11	9	0
Hillsdale	170	25	9	0
Houghton	7	0	1	0
Huron	51	1	8	0
Ingham	769	28	39	0
Ionia	158	4	18	0
Iosco	95	9	15	1
Iron	2	0		
Isabella	78	7	15	0
Jackson	461	29	22	1
Kalamazoo	878	60	57	1
Kalkaska	19	2	11	0
Keweenaw				
Kent	3966	106	259	1
Lake	6	0	1	0
Lapeer	193	30	33	1
Leelanau	12	0		
Lenawee	158	6	33	0
Livingston	412	27	107	1

Luce	3	0		
MDOC	4010	69	104	0
Mackinac	8	0		
Macomb	6836	835	161	38
Manistee	11	0	1	1
Marquette	59	11		
Mason	32	0	6	0
Mecosta	21	2	3	0
Menominee	9	0		
Midland	90	9	38	0
Missaukee	16	1	6	0
Monroe	496	20	64	1
Montcalm	73	1	6	0
Montmorency	5	0		
Muskegon	702	40	12	0
Newaygo	117	0	5	0
Oakland	8495	1015	2760	41
Oceana	94	3	8	0
Ogemaw	23	2	8	0
Ontonagon				
Osceola	13	0	5	0
Oscoda	5	1	3	0
Otsego	102	10	18	0
Ottawa	824	43	68	5
Out-of-State	42	0		
Presque Isle	11	0		
Roscommon	21	0	3	0
Saginaw	1108	112	29	3
Sanilac	41	5	1	1
Schoolcraft	4	0		
Shiawassee	239	26	22	1
St Clair	450	44	61	1
St Joseph	151	3	7	0
Tuscola	202	25	3	0
Unknown	8	0		
Van Buren	158	6	21	1
Washtenaw	1353	101	186	0
Wayne	9593	1124	299	35
Wexford	12	3	2	0

CASES BY DEMOGRAPHICS STATEWIDE

CASE_STATUS	AgeCat	RaceCat	SEX	Cases	Deaths
Confirmed	0-19	American Indian/Alaska Native	Female	7	0
Confirmed	20-29	American Indian/Alaska Native	Female	16	0
Confirmed	30-39	American Indian/Alaska Native	Female	12	0
Confirmed	40-49	American Indian/Alaska Native	Female	23	0
Confirmed	50-59	American Indian/Alaska Native	Female	29	0
Confirmed	60-69	American Indian/Alaska Native	Female	15	Suppressed
Confirmed	70-79	American Indian/Alaska Native	Female	12	Suppressed
Confirmed	80+	American Indian/Alaska Native	Female	Suppressed	Suppressed
Confirmed	Unknown	American Indian/Alaska Native	Female	0	0
Confirmed	0-19	Asian/Pacific Islander	Female	29	0
Confirmed	20-29	Asian/Pacific Islander	Female	83	0
Confirmed	30-39	Asian/Pacific Islander	Female	141	0
Confirmed	40-49	Asian/Pacific Islander	Female	144	0
Confirmed	50-59	Asian/Pacific Islander	Female	126	Suppressed
Confirmed	60-69	Asian/Pacific Islander	Female	80	Suppressed
Confirmed	70-79	Asian/Pacific Islander	Female	37	10
Confirmed	80+	Asian/Pacific Islander	Female	47	20
Confirmed	Unknown	Asian/Pacific Islander	Female	0	0
Confirmed	0-19	Black/African American	Female	267	Suppressed
Confirmed	20-29	Black/African American	Female	1189	Suppressed
Confirmed	30-39	Black/African American	Female	1428	8
Confirmed	40-49	Black/African American	Female	1644	48
Confirmed	50-59	Black/African American	Female	1696	98
Confirmed	60-69	Black/African American	Female	1630	208
Confirmed	70-79	Black/African American	Female	1111	278
Confirmed	80+	Black/African American	Female	912	374
Confirmed	Unknown	Black/African American	Female	0	0
Confirmed	0-19	Multiple Races	Female	72	0
Confirmed	20-29	Multiple Races	Female	350	0
Confirmed	30-39	Multiple Races	Female	398	Suppressed
Confirmed	40-49	Multiple Races	Female	499	Suppressed
Confirmed	50-59	Multiple Races	Female	542	Suppressed
Confirmed	60-69	Multiple Races	Female	335	6
Confirmed	70-79	Multiple Races	Female	146	10
Confirmed	80+	Multiple Races	Female	159	18
Confirmed	Unknown	Multiple Races	Female	Suppressed	0
Confirmed	0-19	Other	Female	143	0
Confirmed	20-29	Other	Female	321	0
Confirmed	30-39	Other	Female	294	Suppressed
Confirmed	40-49	Other	Female	294	Suppressed
Confirmed	50-59	Other	Female	213	Suppressed
Confirmed	60-69	Other	Female	151	12
Confirmed	70-79	Other	Female	79	13
Confirmed	80+	Other	Female	83	17
Confirmed	Unknown	Other	Female	0	0
Confirmed	0-19	Unknown	Female	144	0
Confirmed	20-29	Unknown	Female	508	0
Confirmed	30-39	Unknown	Female	574	0
Confirmed	40-49	Unknown	Female	766	Suppressed

Confirmed	50-59	Unknown	Female	773	6
Confirmed	60-69	Unknown	Female	642	18
Confirmed	70-79	Unknown	Female	416	26
Confirmed	80+	Unknown	Female	508	47
Confirmed	Unknown	Unknown	Female	Suppressed	0
Confirmed	0-19	White	Female	270	0
Confirmed	20-29	White	Female	1383	Suppressed
Confirmed	30-39	White	Female	1434	Suppressed
Confirmed	40-49	White	Female	1534	18
Confirmed	50-59	White	Female	1831	57
Confirmed	60-69	White	Female	1574	144
Confirmed	70-79	White	Female	1326	328
Confirmed	80+	White	Female	2450	906
Confirmed	Unknown	White	Female	Suppressed	0
Confirmed	0-19	American Indian/Alaska Native	Male	Suppressed	0
Confirmed	20-29	American Indian/Alaska Native	Male	7	0
Confirmed	30-39	American Indian/Alaska Native	Male	19	0
Confirmed	40-49	American Indian/Alaska Native	Male	26	0
Confirmed	50-59	American Indian/Alaska Native	Male	22	Suppressed
Confirmed	60-69	American Indian/Alaska Native	Male	20	Suppressed
Confirmed	70-79	American Indian/Alaska Native	Male	13	6
Confirmed	80+	American Indian/Alaska Native	Male	Suppressed	Suppressed
Confirmed	Unknown	American Indian/Alaska Native	Male	0	0
Confirmed	0-19	Asian/Pacific Islander	Male	35	0
Confirmed	20-29	Asian/Pacific Islander	Male	102	0
Confirmed	30-39	Asian/Pacific Islander	Male	129	0
Confirmed	40-49	Asian/Pacific Islander	Male	121	Suppressed
Confirmed	50-59	Asian/Pacific Islander	Male	107	Suppressed
Confirmed	60-69	Asian/Pacific Islander	Male	78	12
Confirmed	70-79	Asian/Pacific Islander	Male	39	11
Confirmed	80+	Asian/Pacific Islander	Male	31	15
Confirmed	Unknown	Asian/Pacific Islander	Male	0	0
Confirmed	0-19	Black/African American	Male	223	Suppressed
Confirmed	20-29	Black/African American	Male	812	6
Confirmed	30-39	Black/African American	Male	1073	25
Confirmed	40-49	Black/African American	Male	1348	63
Confirmed	50-59	Black/African American	Male	1672	168
Confirmed	60-69	Black/African American	Male	1743	313
Confirmed	70-79	Black/African American	Male	1154	382
Confirmed	80+	Black/African American	Male	556	286
Confirmed	Unknown	Black/African American	Male	Suppressed	Suppressed
Confirmed	0-19	Multiple Races	Male	71	0
Confirmed	20-29	Multiple Races	Male	239	Suppressed
Confirmed	30-39	Multiple Races	Male	268	0
Confirmed	40-49	Multiple Races	Male	342	Suppressed
Confirmed	50-59	Multiple Races	Male	382	Suppressed
Confirmed	60-69	Multiple Races	Male	279	18
Confirmed	70-79	Multiple Races	Male	145	13
Confirmed	80+	Multiple Races	Male	72	15
Confirmed	Unknown	Multiple Races	Male	0	0

Confirmed	0-19	Other	Male	173	0
Confirmed	20-29	Other	Male	307	Suppressed
Confirmed	30-39	Other	Male	342	Suppressed
Confirmed	40-49	Other	Male	334	Suppressed
Confirmed	50-59	Other	Male	245	6
Confirmed	60-69	Other	Male	156	21
Confirmed	70-79	Other	Male	91	16
Confirmed	80+	Other	Male	41	11
Confirmed	Unknown	Other	Male	0	0
Confirmed	0-19	Unknown	Male	194	0
Confirmed	20-29	Unknown	Male	607	Suppressed
Confirmed	30-39	Unknown	Male	787	Suppressed
Confirmed	40-49	Unknown	Male	850	10
Confirmed	50-59	Unknown	Male	914	8
Confirmed	60-69	Unknown	Male	707	22
Confirmed	70-79	Unknown	Male	358	28
Confirmed	80+	Unknown	Male	245	41
Confirmed	Unknown	Unknown	Male	9	0
Confirmed	0-19	White	Male	260	0
Confirmed	20-29	White	Male	1074	Suppressed
Confirmed	30-39	White	Male	1358	9
Confirmed	40-49	White	Male	1513	33
Confirmed	50-59	White	Male	1898	102
Confirmed	60-69	White	Male	1844	244
Confirmed	70-79	White	Male	1318	412
Confirmed	80+	White	Male	1271	660
Confirmed	Unknown	White	Male	Suppressed	0
Confirmed	0-19	American Indian/Alaska Native	Unknown	0	0
Confirmed	20-29	American Indian/Alaska Native	Unknown	0	0
Confirmed	30-39	American Indian/Alaska Native	Unknown	0	0
Confirmed	40-49	American Indian/Alaska Native	Unknown	0	0
Confirmed	50-59	American Indian/Alaska Native	Unknown	0	0
Confirmed	60-69	American Indian/Alaska Native	Unknown	0	0
Confirmed	70-79	American Indian/Alaska Native	Unknown	0	0
Confirmed	80+	American Indian/Alaska Native	Unknown	0	0
Confirmed	Unknown	American Indian/Alaska Native	Unknown	0	0
Confirmed	0-19	Asian/Pacific Islander	Unknown	0	0
Confirmed	20-29	Asian/Pacific Islander	Unknown	0	0
Confirmed	30-39	Asian/Pacific Islander	Unknown	Suppressed	0
Confirmed	40-49	Asian/Pacific Islander	Unknown	0	0
Confirmed	50-59	Asian/Pacific Islander	Unknown	0	0
Confirmed	60-69	Asian/Pacific Islander	Unknown	0	0
Confirmed	70-79	Asian/Pacific Islander	Unknown	0	0
Confirmed	80+	Asian/Pacific Islander	Unknown	0	0
Confirmed	Unknown	Asian/Pacific Islander	Unknown	0	0
Confirmed	0-19	Black/African American	Unknown	0	0
Confirmed	20-29	Black/African American	Unknown	Suppressed	0
Confirmed	30-39	Black/African American	Unknown	Suppressed	0
Confirmed	40-49	Black/African American	Unknown	0	0
Confirmed	50-59	Black/African American	Unknown	Suppressed	0

Confirmed	60-69	Black/African American	Unknown	Suppressed	0
Confirmed	70-79	Black/African American	Unknown	Suppressed	0
Confirmed	80+	Black/African American	Unknown	Suppressed	0
Confirmed	Unknown	Black/African American	Unknown	Suppressed	0
Confirmed	0-19	Multiple Races	Unknown	Suppressed	0
Confirmed	20-29	Multiple Races	Unknown	Suppressed	0
Confirmed	30-39	Multiple Races	Unknown	Suppressed	0
Confirmed	40-49	Multiple Races	Unknown	0	0
Confirmed	50-59	Multiple Races	Unknown	Suppressed	0
Confirmed	60-69	Multiple Races	Unknown	Suppressed	0
Confirmed	70-79	Multiple Races	Unknown	0	0
Confirmed	80+	Multiple Races	Unknown	0	0
Confirmed	Unknown	Multiple Races	Unknown	0	0
Confirmed	0-19	Other	Unknown	Suppressed	0
Confirmed	20-29	Other	Unknown	Suppressed	0
Confirmed	30-39	Other	Unknown	Suppressed	0
Confirmed	40-49	Other	Unknown	Suppressed	0
Confirmed	50-59	Other	Unknown	Suppressed	0
Confirmed	60-69	Other	Unknown	Suppressed	0
Confirmed	70-79	Other	Unknown	0	0
Confirmed	80+	Other	Unknown	0	0
Confirmed	Unknown	Other	Unknown	0	0
Confirmed	0-19	Unknown	Unknown	13	0
Confirmed	20-29	Unknown	Unknown	12	0
Confirmed	30-39	Unknown	Unknown	16	0
Confirmed	40-49	Unknown	Unknown	19	0
Confirmed	50-59	Unknown	Unknown	21	0
Confirmed	60-69	Unknown	Unknown	16	0
Confirmed	70-79	Unknown	Unknown	12	0
Confirmed	80+	Unknown	Unknown	24	Suppressed
Confirmed	Unknown	Unknown	Unknown	Suppressed	0
Confirmed	0-19	White	Unknown	0	0
Confirmed	20-29	White	Unknown	Suppressed	0
Confirmed	30-39	White	Unknown	Suppressed	0
Confirmed	40-49	White	Unknown	Suppressed	0
Confirmed	50-59	White	Unknown	Suppressed	0
Confirmed	60-69	White	Unknown	Suppressed	0
Confirmed	70-79	White	Unknown	Suppressed	0
Confirmed	80+	White	Unknown	Suppressed	0
Confirmed	Unknown	White	Unknown	0	0
Probable	0-19	American Indian/Alaska Native	Female	0	0
Probable	20-29	American Indian/Alaska Native	Female	Suppressed	0
Probable	30-39	American Indian/Alaska Native	Female	Suppressed	0
Probable	40-49	American Indian/Alaska Native	Female	0	0
Probable	50-59	American Indian/Alaska Native	Female	0	0
Probable	60-69	American Indian/Alaska Native	Female	Suppressed	0
Probable	70-79	American Indian/Alaska Native	Female	Suppressed	0
Probable	80+	American Indian/Alaska Native	Female	0	0
Probable	Unknown	American Indian/Alaska Native	Female	0	0
Probable	0-19	Asian/Pacific Islander	Female	13	0

Probable	20-29	Asian/Pacific Islander	Female	15	0
Probable	30-39	Asian/Pacific Islander	Female	15	0
Probable	40-49	Asian/Pacific Islander	Female	Suppressed	0
Probable	50-59	Asian/Pacific Islander	Female	7	0
Probable	60-69	Asian/Pacific Islander	Female	6	0
Probable	70-79	Asian/Pacific Islander	Female	Suppressed	0
Probable	80+	Asian/Pacific Islander	Female	0	0
Probable	Unknown	Asian/Pacific Islander	Female	Suppressed	0
Probable	0-19	Black/African American	Female	30	0
Probable	20-29	Black/African American	Female	67	0
Probable	30-39	Black/African American	Female	47	0
Probable	40-49	Black/African American	Female	63	Suppressed
Probable	50-59	Black/African American	Female	63	6
Probable	60-69	Black/African American	Female	69	10
Probable	70-79	Black/African American	Female	27	9
Probable	80+	Black/African American	Female	26	19
Probable	Unknown	Black/African American	Female	Suppressed	0
Probable	0-19	Multiple Races	Female	11	0
Probable	20-29	Multiple Races	Female	28	0
Probable	30-39	Multiple Races	Female	12	0
Probable	40-49	Multiple Races	Female	28	0
Probable	50-59	Multiple Races	Female	28	0
Probable	60-69	Multiple Races	Female	21	0
Probable	70-79	Multiple Races	Female	Suppressed	0
Probable	80+	Multiple Races	Female	Suppressed	Suppressed
Probable	Unknown	Multiple Races	Female	0	0
Probable	0-19	Other	Female	31	0
Probable	20-29	Other	Female	15	0
Probable	30-39	Other	Female	21	0
Probable	40-49	Other	Female	22	Suppressed
Probable	50-59	Other	Female	11	Suppressed
Probable	60-69	Other	Female	7	Suppressed
Probable	70-79	Other	Female	Suppressed	0
Probable	80+	Other	Female	0	0
Probable	Unknown	Other	Female	Suppressed	0
Probable	0-19	Unknown	Female	97	0
Probable	20-29	Unknown	Female	200	0
Probable	30-39	Unknown	Female	190	0
Probable	40-49	Unknown	Female	289	0
Probable	50-59	Unknown	Female	307	0
Probable	60-69	Unknown	Female	246	Suppressed
Probable	70-79	Unknown	Female	92	Suppressed
Probable	80+	Unknown	Female	36	Suppressed
Probable	Unknown	Unknown	Female	19	0
Probable	0-19	White	Female	130	0
Probable	20-29	White	Female	152	0
Probable	30-39	White	Female	141	0
Probable	40-49	White	Female	124	Suppressed
Probable	50-59	White	Female	198	Suppressed
Probable	60-69	White	Female	130	14

Probable	70-79	White	Female	73	17
Probable	80+	White	Female	63	38
Probable	Unknown	White	Female	Suppressed	0
Probable	0-19	American Indian/Alaska Native	Male	0	0
Probable	20-29	American Indian/Alaska Native	Male	0	0
Probable	30-39	American Indian/Alaska Native	Male	0	0
Probable	40-49	American Indian/Alaska Native	Male	Suppressed	0
Probable	50-59	American Indian/Alaska Native	Male	Suppressed	0
Probable	60-69	American Indian/Alaska Native	Male	0	0
Probable	70-79	American Indian/Alaska Native	Male	0	0
Probable	80+	American Indian/Alaska Native	Male	Suppressed	Suppressed
Probable	Unknown	American Indian/Alaska Native	Male	0	0
Probable	0-19	Asian/Pacific Islander	Male	11	0
Probable	20-29	Asian/Pacific Islander	Male	11	0
Probable	30-39	Asian/Pacific Islander	Male	12	0
Probable	40-49	Asian/Pacific Islander	Male	Suppressed	0
Probable	50-59	Asian/Pacific Islander	Male	Suppressed	0
Probable	60-69	Asian/Pacific Islander	Male	Suppressed	0
Probable	70-79	Asian/Pacific Islander	Male	0	0
Probable	80+	Asian/Pacific Islander	Male	0	0
Probable	Unknown	Asian/Pacific Islander	Male	0	0
Probable	0-19	Black/African American	Male	31	0
Probable	20-29	Black/African American	Male	39	0
Probable	30-39	Black/African American	Male	33	0
Probable	40-49	Black/African American	Male	36	6
Probable	50-59	Black/African American	Male	52	6
Probable	60-69	Black/African American	Male	50	11
Probable	70-79	Black/African American	Male	31	19
Probable	80+	Black/African American	Male	11	9
Probable	Unknown	Black/African American	Male	Suppressed	0
Probable	0-19	Multiple Races	Male	20	0
Probable	20-29	Multiple Races	Male	15	0
Probable	30-39	Multiple Races	Male	20	0
Probable	40-49	Multiple Races	Male	25	0
Probable	50-59	Multiple Races	Male	20	0
Probable	60-69	Multiple Races	Male	11	0
Probable	70-79	Multiple Races	Male	6	0
Probable	80+	Multiple Races	Male	Suppressed	Suppressed
Probable	Unknown	Multiple Races	Male	Suppressed	0
Probable	0-19	Other	Male	33	0
Probable	20-29	Other	Male	26	0
Probable	30-39	Other	Male	13	0
Probable	40-49	Other	Male	14	0
Probable	50-59	Other	Male	7	0
Probable	60-69	Other	Male	9	Suppressed
Probable	70-79	Other	Male	Suppressed	Suppressed
Probable	80+	Other	Male	Suppressed	0
Probable	Unknown	Other	Male	Suppressed	0
Probable	0-19	Unknown	Male	113	0
Probable	20-29	Unknown	Male	165	0

Probable	30-39	Unknown	Male	185	Suppressed
Probable	40-49	Unknown	Male	211	0
Probable	50-59	Unknown	Male	241	0
Probable	60-69	Unknown	Male	184	0
Probable	70-79	Unknown	Male	68	Suppressed
Probable	80+	Unknown	Male	24	Suppressed
Probable	Unknown	Unknown	Male	12	0
Probable	0-19	White	Male	154	0
Probable	20-29	White	Male	124	Suppressed
Probable	30-39	White	Male	118	Suppressed
Probable	40-49	White	Male	123	Suppressed
Probable	50-59	White	Male	157	Suppressed
Probable	60-69	White	Male	105	11
Probable	70-79	White	Male	44	8
Probable	80+	White	Male	37	25
Probable	Unknown	White	Male	Suppressed	0
Probable	0-19	American Indian/Alaska Native	Unknown	0	0
Probable	20-29	American Indian/Alaska Native	Unknown	0	0
Probable	30-39	American Indian/Alaska Native	Unknown	0	0
Probable	40-49	American Indian/Alaska Native	Unknown	0	0
Probable	50-59	American Indian/Alaska Native	Unknown	0	0
Probable	60-69	American Indian/Alaska Native	Unknown	0	0
Probable	70-79	American Indian/Alaska Native	Unknown	0	0
Probable	80+	American Indian/Alaska Native	Unknown	0	0
Probable	Unknown	American Indian/Alaska Native	Unknown	0	0
Probable	0-19	Asian/Pacific Islander	Unknown	0	0
Probable	20-29	Asian/Pacific Islander	Unknown	0	0
Probable	30-39	Asian/Pacific Islander	Unknown	0	0
Probable	40-49	Asian/Pacific Islander	Unknown	0	0
Probable	50-59	Asian/Pacific Islander	Unknown	0	0
Probable	60-69	Asian/Pacific Islander	Unknown	0	0
Probable	70-79	Asian/Pacific Islander	Unknown	0	0
Probable	80+	Asian/Pacific Islander	Unknown	0	0
Probable	Unknown	Asian/Pacific Islander	Unknown	0	0
Probable	0-19	Black/African American	Unknown	0	0
Probable	20-29	Black/African American	Unknown	0	0
Probable	30-39	Black/African American	Unknown	0	0
Probable	40-49	Black/African American	Unknown	0	0
Probable	50-59	Black/African American	Unknown	0	0
Probable	60-69	Black/African American	Unknown	0	0
Probable	70-79	Black/African American	Unknown	0	0
Probable	80+	Black/African American	Unknown	0	0
Probable	Unknown	Black/African American	Unknown	Suppressed	0
Probable	0-19	Multiple Races	Unknown	0	0
Probable	20-29	Multiple Races	Unknown	0	0
Probable	30-39	Multiple Races	Unknown	Suppressed	0
Probable	40-49	Multiple Races	Unknown	0	0
Probable	50-59	Multiple Races	Unknown	0	0
Probable	60-69	Multiple Races	Unknown	Suppressed	0
Probable	70-79	Multiple Races	Unknown	0	0

Probable	80+	Multiple Races	Unknown	0	0
Probable	Unknown	Multiple Races	Unknown	0	0
Probable	0-19	Other	Unknown	0	0
Probable	20-29	Other	Unknown	0	0
Probable	30-39	Other	Unknown	0	0
Probable	40-49	Other	Unknown	0	0
Probable	50-59	Other	Unknown	0	0
Probable	60-69	Other	Unknown	0	0
Probable	70-79	Other	Unknown	0	0
Probable	80+	Other	Unknown	0	0
Probable	Unknown	Other	Unknown	0	0
Probable	0-19	Unknown	Unknown	Suppressed	0
Probable	20-29	Unknown	Unknown	Suppressed	0
Probable	30-39	Unknown	Unknown	Suppressed	0
Probable	40-49	Unknown	Unknown	7	0
Probable	50-59	Unknown	Unknown	Suppressed	0
Probable	60-69	Unknown	Unknown	6	0
Probable	70-79	Unknown	Unknown	Suppressed	0
Probable	80+	Unknown	Unknown	Suppressed	0
Probable	Unknown	Unknown	Unknown	17	0
Probable	0-19	White	Unknown	Suppressed	0
Probable	20-29	White	Unknown	0	0
Probable	30-39	White	Unknown	0	0
Probable	40-49	White	Unknown	0	0
Probable	50-59	White	Unknown	Suppressed	0
Probable	60-69	White	Unknown	0	0
Probable	70-79	White	Unknown	0	0
Probable	80+	White	Unknown	Suppressed	0
Probable	Unknown	White	Unknown	0	0

COVID-19 TESTS BY COUNTY

COUNTY	TestType	Count	RatePerMillion
Alcona	Diagnostic	447	43138
Alcona	Serology	15	1448
Alcona	Total	462	44586
Alger	Diagnostic	193	21216
Alger	Serology	38	4177
Alger	Total	231	25393
Allegan	Diagnostic	5610	47815
Allegan	Serology	220	1875
Allegan	Total	5830	49690
Alpena	Diagnostic	657	23166
Alpena	Serology	54	1904
Alpena	Total	711	25071
Antrim	Diagnostic	609	26065
Antrim	Serology	42	1798
Antrim	Total	651	27862
Arenac	Diagnostic	798	53055
Arenac	Serology	44	2925
Arenac	Total	842	55980
Baraga	Diagnostic	195	23438
Baraga	Serology	7	841
Baraga	Total	202	24279
Barry	Diagnostic	2267	37069
Barry	Serology	168	2747
Barry	Total	2435	39816
Bay	Diagnostic	6180	59467
Bay	Serology	411	3955
Bay	Total	6591	63422
Benzie	Diagnostic	494	27826
Benzie	Serology	17	958
Benzie	Total	511	28784
Berrien	Serology	746	4840
Berrien	Diagnostic	12678	82249
Berrien	Total	13424	87089
Branch	Diagnostic	962	22053
Branch	Serology	55	1261
Branch	Total	1017	23314
Calhoun	Serology	298	2216
Calhoun	Diagnostic	8586	63843
Calhoun	Total	8884	66058
Cass	Diagnostic	1473	28517
Cass	Serology	60	1162
Cass	Total	1533	29679
Charlevoix	Diagnostic	856	32617
Charlevoix	Serology	212	8078
Charlevoix	Total	1068	40695
Cheboygan	Serology	97	3817
Cheboygan	Diagnostic	774	30457
Cheboygan	Total	871	34274
Chippewa	Diagnostic	523	13940

Chippewa	Serology	54	1439
Chippewa	Total	577	15380
Clare	Diagnostic	1070	34789
Clare	Serology	62	2016
Clare	Total	1132	36805
Clinton	Diagnostic	3647	45971
Clinton	Serology	1171	14761
Clinton	Total	4818	60732
Correctional	Diagnostic	43828	
Correctional	Serology	6193	
Correctional	Total	50021	
Crawford	Diagnostic	517	37192
Crawford	Serology	30	2158
Crawford	Total	547	39350
Delta	Diagnostic	1130	31514
Delta	Serology	92	2566
Delta	Total	1222	34080
Detroit City	Serology	5577	8583
Detroit City	Diagnostic	94616	145607
Detroit City	Total	100193	154190
Dickinson	Diagnostic	519	20447
Dickinson	Serology	30	1182
Dickinson	Total	549	21629
Eaton	Diagnostic	7968	72551
Eaton	Serology	1689	15379
Eaton	Total	9657	87930
Emmet	Serology	479	14381
Emmet	Diagnostic	1107	33235
Emmet	Total	1586	47616
Genesee	Diagnostic	20119	49446
Genesee	Serology	5037	12379
Genesee	Total	25156	61825
Gladwin	Diagnostic	1084	42783
Gladwin	Serology	55	2171
Gladwin	Total	1139	44954
Gogebic	Diagnostic	500	33121
Gogebic	Serology	12	795
Gogebic	Total	512	33916
Grand Traverse	Diagnostic	3469	37473
Grand Traverse	Serology	153	1653
Grand Traverse	Total	3622	39126
Gratiot	Serology	175	4310
Gratiot	Diagnostic	2091	51504
Gratiot	Total	2266	55814
Hillsdale	Serology	84	1836
Hillsdale	Diagnostic	2301	50296
Hillsdale	Total	2385	52132
Houghton	Diagnostic	885	24435
Houghton	Serology	29	801
Houghton	Total	914	25235

Huron	Diagnostic	1422	45627
Huron	Serology	80	2567
Huron	Total	1502	48194
Ingham	Diagnostic	21849	74637
Ingham	Serology	4921	16810
Ingham	Total	26770	91448
Ionia	Diagnostic	3569	55583
Ionia	Serology	465	7242
Ionia	Total	4034	62825
Iosco	Diagnostic	1665	66385
Iosco	Serology	31	1236
Iosco	Total	1696	67621
Iron	Diagnostic	453	40748
Iron	Serology	3	270
Iron	Total	456	41018
Isabella	Serology	187	2650
Isabella	Diagnostic	1781	25240
Isabella	Total	1968	27890
Jackson	Diagnostic	9578	60306
Jackson	Serology	704	4433
Jackson	Total	10282	64739
Kalamazoo	Diagnostic	13749	51908
Kalamazoo	Serology	797	3009
Kalamazoo	Total	14546	54918
Kalkaska	Diagnostic	652	36580
Kalkaska	Serology	10	561
Kalkaska	Total	662	37141
Kent	Diagnostic	43103	65928
Kent	Serology	3801	5814
Kent	Total	46904	71742
Keweenaw	Diagnostic	77	36441
Keweenaw	Serology	4	1893
Keweenaw	Total	81	38334
Lake	Diagnostic	784	65988
Lake	Serology	28	2357
Lake	Total	812	68344
Lapeer	Diagnostic	3433	38999
Lapeer	Serology	721	8191
Lapeer	Total	4154	47190
Leelanau	Diagnostic	481	22101
Leelanau	Serology	31	1424
Leelanau	Total	512	23525
Lenawee	Serology	343	3491
Lenawee	Diagnostic	3035	30886
Lenawee	Total	3378	34376
Livingston	Diagnostic	10117	52907
Livingston	Serology	2020	10564
Livingston	Total	12137	63470
Luce	Diagnostic	156	24829
Luce	Serology	10	1592

Luce	Total	166	26420
Mackinac	Diagnostic	267	24752
Mackinac	Serology	26	2410
Mackinac	Total	293	27162
Macomb	Diagnostic	57508	65742
Macomb	Serology	12002	13720
Macomb	Total	69510	79462
Manistee	Diagnostic	471	19203
Manistee	Serology	48	1957
Manistee	Total	519	21159
Marquette	Diagnostic	3828	57550
Marquette	Serology	554	8329
Marquette	Total	4382	65879
Mason	Diagnostic	1785	61340
Mason	Serology	58	1993
Mason	Total	1843	63333
Mecosta	Diagnostic	1841	42278
Mecosta	Serology	108	2480
Mecosta	Total	1949	44758
Menominee	Diagnostic	408	17752
Menominee	Serology	11	479
Menominee	Total	419	18231
Midland	Diagnostic	4110	49394
Midland	Serology	283	3401
Midland	Total	4393	52795
Missaukee	Diagnostic	408	26997
Missaukee	Serology	38	2514
Missaukee	Total	446	29511
Monroe	Diagnostic	6543	43493
Monroe	Serology	1476	9811
Monroe	Total	8019	53304
Montcalm	Diagnostic	3300	51588
Montcalm	Serology	306	4784
Montcalm	Total	3606	56372
Montmorency	Diagnostic	312	33675
Montmorency	Serology	24	2590
Montmorency	Total	336	36266
Muskegon	Diagnostic	12398	71422
Muskegon	Serology	290	1671
Muskegon	Total	12688	73093
Newaygo	Diagnostic	2697	55162
Newaygo	Serology	186	3804
Newaygo	Total	2883	58967
Oakland	Serology	27508	21846
Oakland	Diagnostic	76048	60394
Oakland	Total	103556	82239
Oceana	Diagnostic	2018	75793
Oceana	Serology	59	2216
Oceana	Total	2077	78009
Ogemaw	Serology	27	1289

Ogemaw	Diagnostic	649	30976
Ogemaw	Total	676	32264
Ontonagon	Diagnostic	241	41588
Ontonagon	Serology	2	345
Ontonagon	Total	243	41933
Osceola	Diagnostic	1288	55182
Osceola	Serology	44	1885
Osceola	Total	1332	57067
Oscoda	Diagnostic	185	22354
Oscoda	Serology	2	242
Oscoda	Total	187	22595
Otsego	Diagnostic	854	34624
Otsego	Serology	146	5919
Otsego	Total	1000	40543
Ottawa	Serology	1115	3838
Ottawa	Diagnostic	18682	64311
Ottawa	Total	19797	68149
Presque Isle	Diagnostic	360	28262
Presque Isle	Serology	39	3062
Presque Isle	Total	399	31324
Roscommon	Diagnostic	733	30690
Roscommon	Serology	123	5150
Roscommon	Total	856	35840
Saginaw	Diagnostic	14384	75388
Saginaw	Serology	520	2725
Saginaw	Total	14904	78113
Sanilac	Diagnostic	1628	39532
Sanilac	Serology	165	4007
Sanilac	Total	1793	43538
Schoolcraft	Diagnostic	244	30243
Schoolcraft	Serology	21	2603
Schoolcraft	Total	265	32846
Shiawassee	Diagnostic	2127	31191
Shiawassee	Serology	532	7802
Shiawassee	Total	2659	38993
St Clair	Serology	2146	13468
St Clair	Diagnostic	7655	48043
St Clair	Total	9801	61511
St Joseph	Diagnostic	1664	27259
St Joseph	Serology	115	1884
St Joseph	Total	1779	29143
Tuscola	Diagnostic	3206	61048
Tuscola	Serology	227	4322
Tuscola	Total	3433	65371
Unknown	Diagnostic	61458	
Unknown	Serology	9079	
Unknown	Total	70537	
Van Buren	Serology	174	2306
Van Buren	Diagnostic	4066	53891
Van Buren	Total	4240	56198

Washtenaw	Serology	3756	10125
Washtenaw	Diagnostic	23247	62667
Washtenaw	Total	27003	72792
Wayne	Diagnostic	90581	82062
Wayne	Serology	17759	16089
Wayne	Total	108340	98151
Wexford	Diagnostic	1217	36365
Wexford	Serology	55	1643
Wexford	Total	1272	38009

DIAGNOSTIC TESTS BY RESULT AND COUNTY

COUNTY	Negative	Positive	Total
Alcona	430	17	447
Alger	193	0	193
Allegan	5292	318	5610
Alpena	562	95	657
Antrim	601	8	609
Arenac	736	62	798
Baraga	195	0	195
Barry	2194	73	2267
Bay	5801	379	6180
Benzie	478	16	494
Berrien	11660	1018	12678
Branch	821	141	962
Calhoun	7909	677	8586
Cass	1386	87	1473
Charlevoix	839	17	856
Cheboygan	760	14	774
Chippewa	521	2	523
Clare	1034	36	1070
Clinton	3520	127	3647
Correctional	40440	3388	43828
Crawford	457	60	517
Delta	1107	23	1130
Detroit City	76692	17924	94616
Dickinson	513	6	519
Eaton	7703	265	7968
Emmet	1088	19	1107
Genesee	17779	2340	20119
Gladwin	1049	35	1084
Gogebic	489	11	500
Grand Traverse	3417	52	3469
Gratiot	1994	97	2091
Hillsdale	2129	172	2301
Houghton	878	7	885
Huron	1344	78	1422
Ingham	20828	1021	21849
Ionia	3407	162	3569
Iosco	1582	83	1665
Iron	453	0	453
Isabella	1705	76	1781
Jackson	9065	513	9578
Kalamazoo	12530	1219	13749
Kalkaska	632	20	652
Kent	38931	4172	43103
Keweenaw	75	2	77
Lake	744	40	784
Lapeer	3180	253	3433
Leelanau	476	5	481
Lenawee	2891	144	3035
Livingston	9870	247	10117

Luce	152	4	156
Mackinac	262	5	267
Macomb	47939	9569	57508
Manistee	453	18	471
Marquette	3718	110	3828
Mason	1751	34	1785
Mecosta	1810	31	1841
Menominee	405	3	408
Midland	3996	114	4110
Missaukee	391	17	408
Monroe	6044	499	6543
Montcalm	3187	113	3300
Montmorency	296	16	312
Muskegon	11691	707	12398
Newaygo	2585	112	2697
Oakland	65306	10742	76048
Oceana	1906	112	2018
Ogemaw	610	39	649
Ontonagon	241	0	241
Osceola	1267	21	1288
Oscoda	179	6	185
Otsego	759	95	854
Ottawa	17345	1337	18682
Presque Isle	348	12	360
Roscommon	691	42	733
Saginaw	12988	1396	14384
Sanilac	1552	76	1628
Schoolcraft	238	6	244
Shiawassee	2067	60	2127
St Clair	7151	504	7655
St Joseph	1578	86	1664
Tuscola	2902	304	3206
Unknown	57190	4268	61458
Van Buren	3821	245	4066
Washtenaw	22106	1141	23247
Wayne	77650	12931	90581
Wexford	1198	19	1217