



Western Michigan University
ScholarWorks at WMU

Cumulative Michigan COVID-19 Data

Michigan COVID-19 State Data

6-12-2020

2020-06-12_MichiganOverview_COVIDstats

Michigan Department of Health & Human Services

Follow this and additional works at: <https://scholarworks.wmich.edu/michigan-covid-data-state-cumulative>



Part of the Public Health Commons

WMU ScholarWorks Citation

Michigan Department of Health & Human Services, "2020-06-12_MichiganOverview_COVIDstats" (2020).
Cumulative Michigan COVID-19 Data. 102.

<https://scholarworks.wmich.edu/michigan-covid-data-state-cumulative/102>

This Website is brought to you for free and open access
by the Michigan COVID-19 State Data at ScholarWorks at
WMU. It has been accepted for inclusion in Cumulative
Michigan COVID-19 Data by an authorized administrator
of ScholarWorks at WMU. For more information, please
contact wmu-scholarworks@wmich.edu.



Coronavirus

CORONAVIRUS / MICHIGAN DATA

Michigan Data



DATA ABOUT PLACES

LONG TERM CARE FACILITIES

CORONAVIRUS SYMPTOMS

CUMULATIVE RECOVERED



CURRENT STATUS

DAILY CASES

CUMULATIVE TRENDS

DEMOGRAPHICS

TOTAL TESTING

DIAGNOSTIC TESTING

LEARN MORE

View Cases

View Deaths

View Table

Select Preparedness Region:

All

Select County:

All

This report is provisional and subject to change. City of Detroit and Wayne County are reported separately. MDHHS began tracking probable cases April 5, 2020. FCI indicates Michigan Department of Corrections. Diagnostic tests, including nucleic acid amplification/real-time polymerase chain reaction (NAAT/RT-PCR) and rapid virus antigen detection point of care (POC) tests, look for current infection. Serology (antibody) tests are used to look for the possibility of previous infection.

Source: Michigan Disease Surveillance System (MDSS) and Vital Records.

COVID-19 Cases by County

Confirmed cases include individuals with a positive diagnostic test for COVID-19. Probable cases include individuals with COVID-19 symptoms and an epidemiologic link to confirmed COVID-19, but no diagnostic test.

Cases by County

0

1-8

9-62

63-561

562-11697

11698+

Michigan

Friday, June 12, 2020

Michigan (Statewide) Case Fatality Rate

9.6%

Current Totals

Case Status	Cases	Deaths
Confirmed	59,621	5,745
Probable	6,051	245
Total	65,672	5,990

Laboratory Testing

Test Type	Tests Performed
Diagnostic	802,036
Serology	122,843
Total	924,879

Microsoft Power BI

< 1 of 7 >

Q

X

Cases by Hispanic/Latino Ethnicity

Hispanic/Latino Ethnicity	Percentage of Overall Cases by Ethnicity	Percentage of Deceased Cases by Ethnicity
Hispanic/Latino	7%	2%
Non-Hispanic Latino	64%	82%
Unknown	29%	16%

Totals may not add to 100% due to rounding

https://www.michigan.gov/coronavirus/0,9753,7-406-98163_98173---,00.html

2/3

Cases by Arab Ethnicity

Arab Ethnicity	Percentage of Overall Cases by Ethnicity	Percentage of Deceased Cases by Ethnicity
Arab	2%	1%
Non-Arab	39%	41%
Unknown	59%	57%

Totals may not add to 100% due to rounding

PUBLIC USE DATASETS 6/12/2020

(Downloadable .xlsx files)

Cases and Deaths by County

Cases by County by Date

Cases by Demographics Statewide

COVID-19 Tests by County

Diagnostic Tests by Result and County



MICHIGAN.GOV HOME
ADA
MICHIGAN NEWS
POLICIES

COPYRIGHT 2020 STATE OF MICHIGAN



Confirmed Cases

Deaths

View Table

Select Preparedness Region:

All

Select County:

All

Cases are shown by onset date or by lab specimen collection date if onset date was unavailable. Deaths are shown by date of death or date of last status update if date of death was unavailable. Tracking of probable cases and deaths did not begin until April 5, 2020, therefore these data are not displayed by date.

Notes: FCI indicates federal correctional institute. MDOC indicates Michigan Department of Corrections.

Daily Confirmed Cases

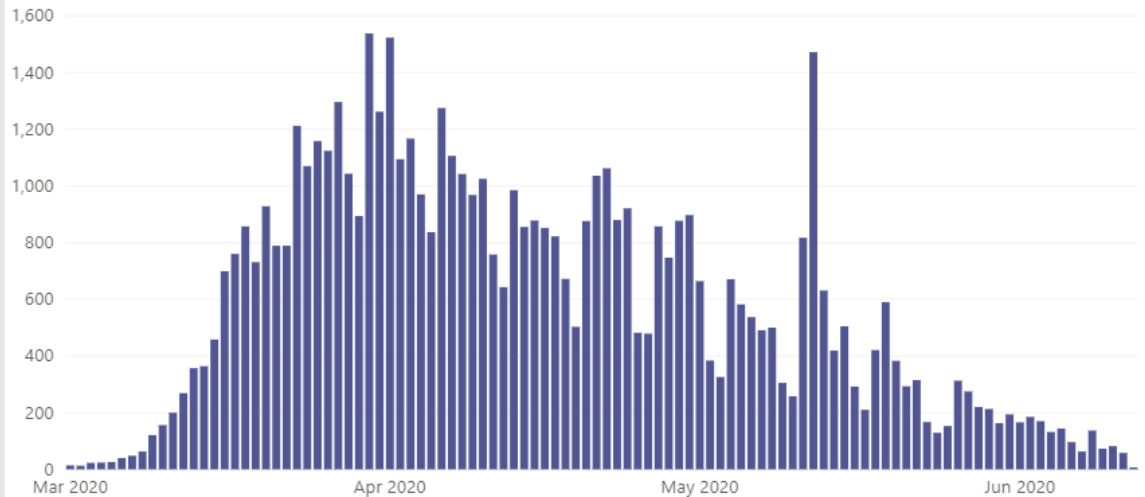
The number of daily confirmed cases represent the total number of people who had a positive diagnostic test for COVID-19 by the date of the onset of their symptoms.

Filter by Date:

3/1/2020

6/12/2020

Confirmed Cases by Date of Onset



View Table

View Chart

Select Preparedness Region:

All

Select County:

All

Cases are shown by onset date or by lab specimen collection date if onset date was unavailable. Deaths are shown by date of death or date of last status update if date of death was unavailable. Tracking of probable cases and deaths did not begin until April 5, 2020, therefore these data are not displayed by date.

Notes: FCI indicates federal correctional institute. MDOC indicates Michigan Department of Corrections.

Cumulative Confirmed Cases and Deaths among Confirmed Cases

Cumulative cases represent the total number of people who had a positive diagnostic test for COVID-19. Cases are shown by the date of onset of symptoms. Cumulative Deaths represent the total number of people who had a confirmed COVID-19 infection and are classified as deceased by the case investigation, have COVID-19 indicated as a cause of death on their death certificate, or who die within 30 days of infection and their manner of death is listed as natural. Deaths are shown by date of death.

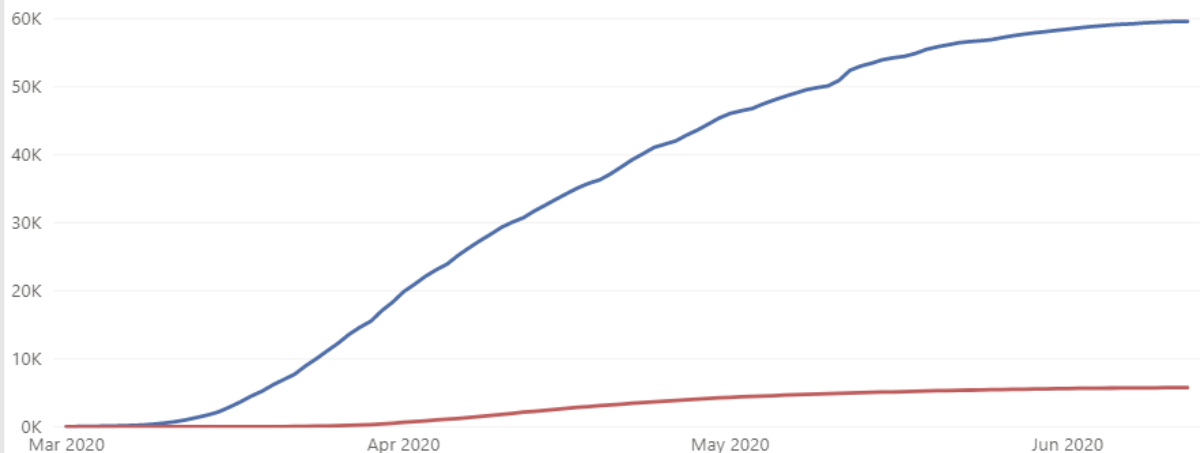
Filter By Date:

3/1/2020

6/12/2020

Cumulative Confirmed Cases and Deaths among Confirmed Cases by Date

● Confirmed Cases ● Deaths



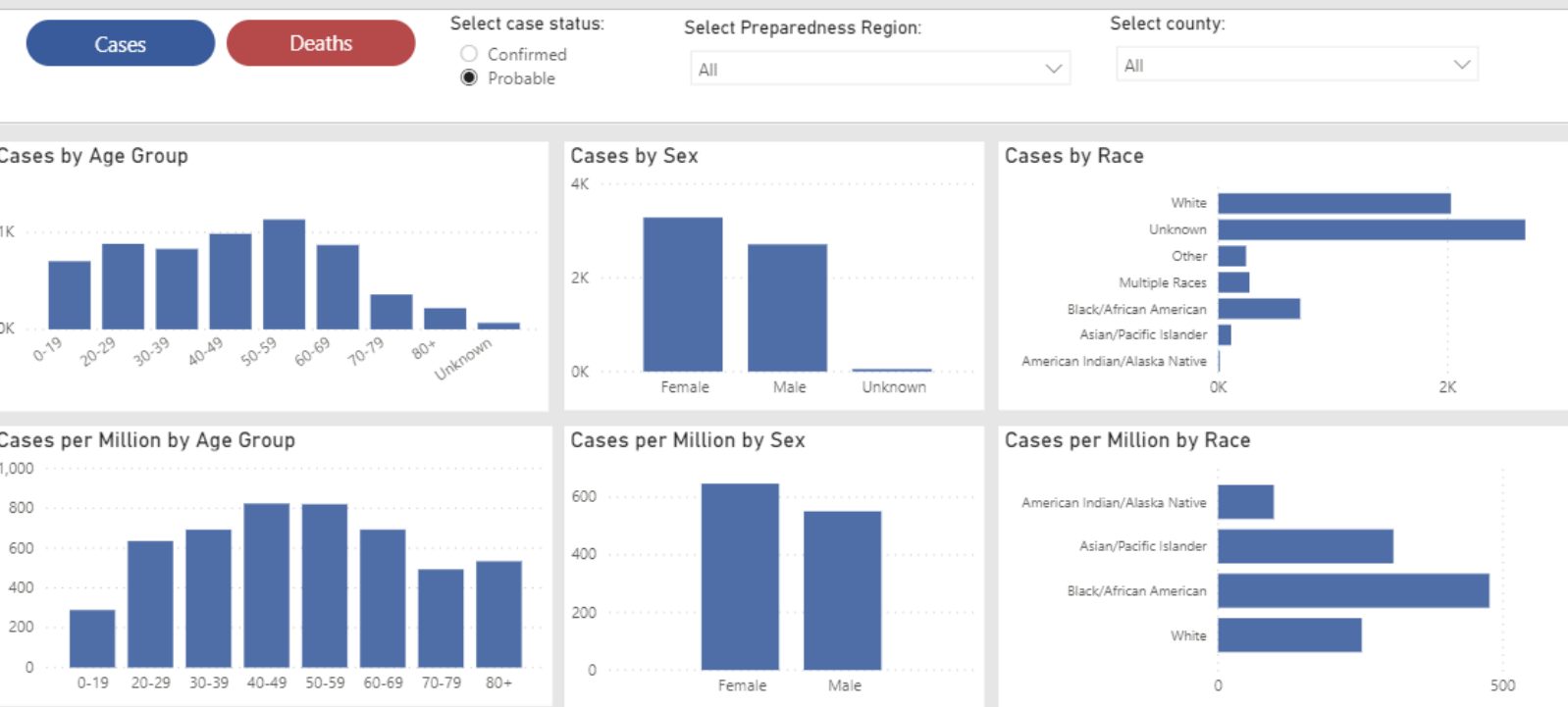
Cases by Demographic Characteristics

Data are suppressed when the number of cases is five or below to protect the confidentiality of individuals. The sum of the cases for individual categories may be fewer than the total number of cases due to data suppression. Rates are not calculated for multiple races, other, and unknown race categories due to the unavailability of an appropriate denominator.



Cases by Demographic Characteristics

Data are suppressed when the number of cases is five or below to protect the confidentiality of individuals. The sum of the cases for individual categories may be fewer than the total number of cases due to data suppression. Rates are not calculated for multiple races, other, and unknown race categories due to the unavailability of an appropriate denominator.



Deaths by Demographic Characteristics

Data are suppressed when the number of deaths is five or below to protect the confidentiality of individuals. The sum of the deaths for individual categories may be fewer than the total number of deaths due to data suppression. Rates are not calculated for multiple races, other, and unknown race categories due to the unavailability of an appropriate denominator.

Cases

Deaths

Select case status:

- ☒ Confirmed
☐ Probable

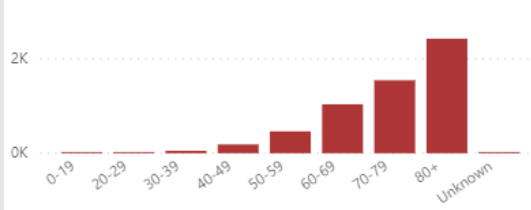
Select Preparedness Region:

All

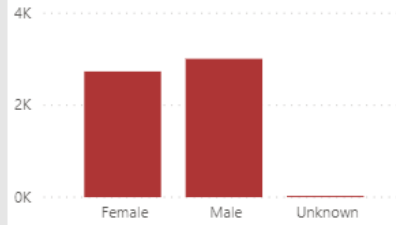
Select county:

All

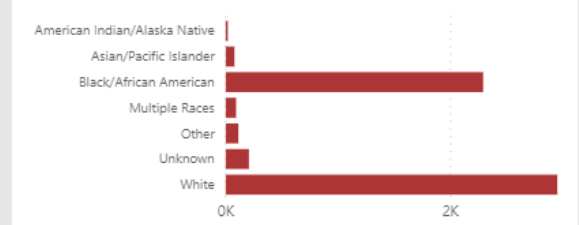
Deaths by Age Group



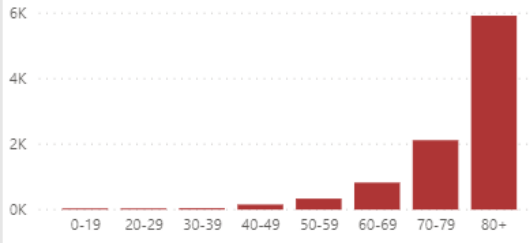
Deaths by Sex



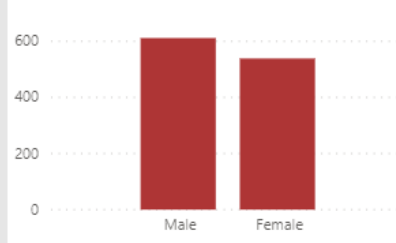
Deaths by Race



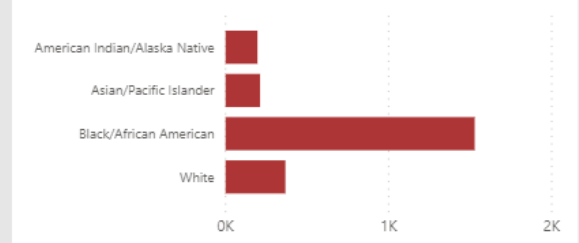
Deaths per Million by Age Group



Deaths per Million by Sex



Deaths per Million by Race



Deaths by Demographic Characteristics

Data are suppressed when the number of deaths is five or below to protect the confidentiality of individuals. The sum of the deaths for individual categories may be fewer than the total number of deaths due to data suppression. Rates are not calculated for multiple races, other, and unknown race categories due to the unavailability of an appropriate denominator.

Cases

Deaths

Select case status:

- ☐ Confirmed
☒ Probable

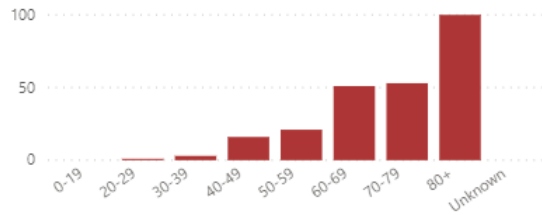
Select Preparedness Region:

All

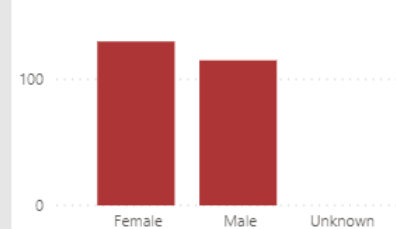
Select county:

All

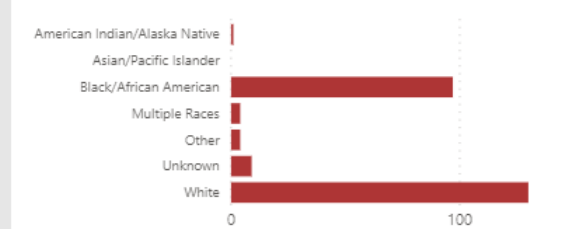
Deaths by Age Group



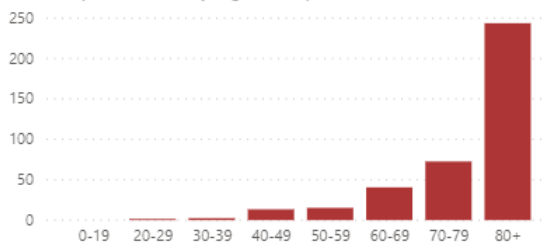
Deaths by Sex



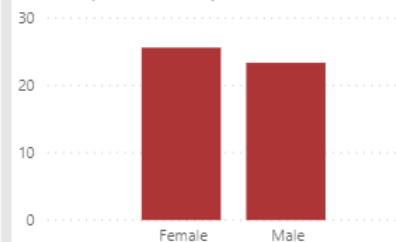
Deaths by Race



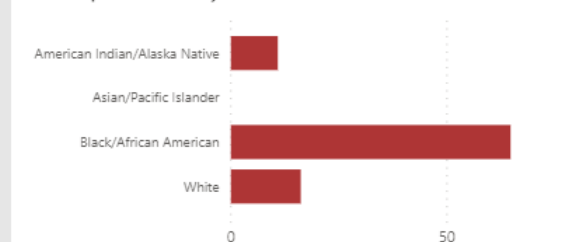
Deaths per Million by Age Group

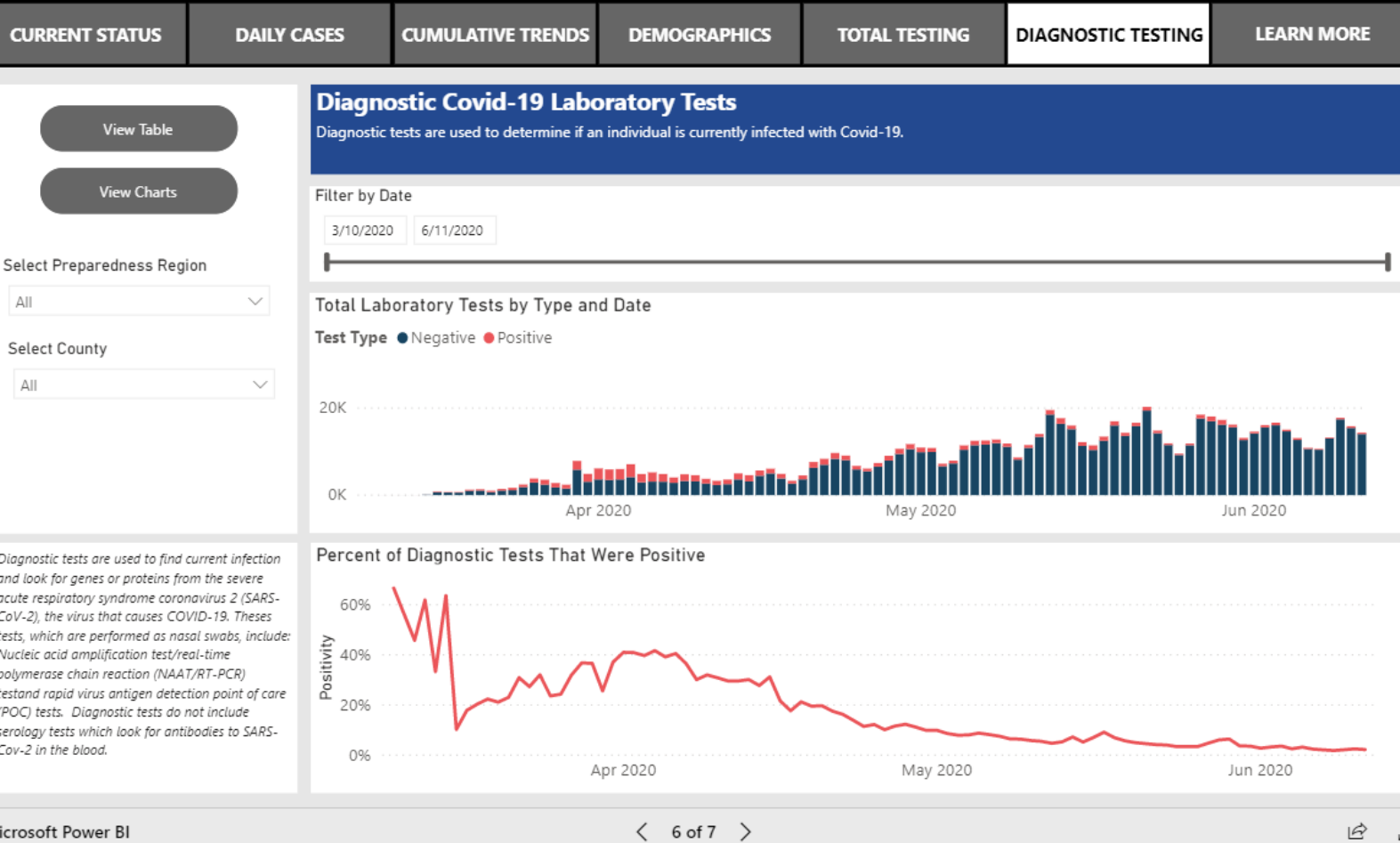
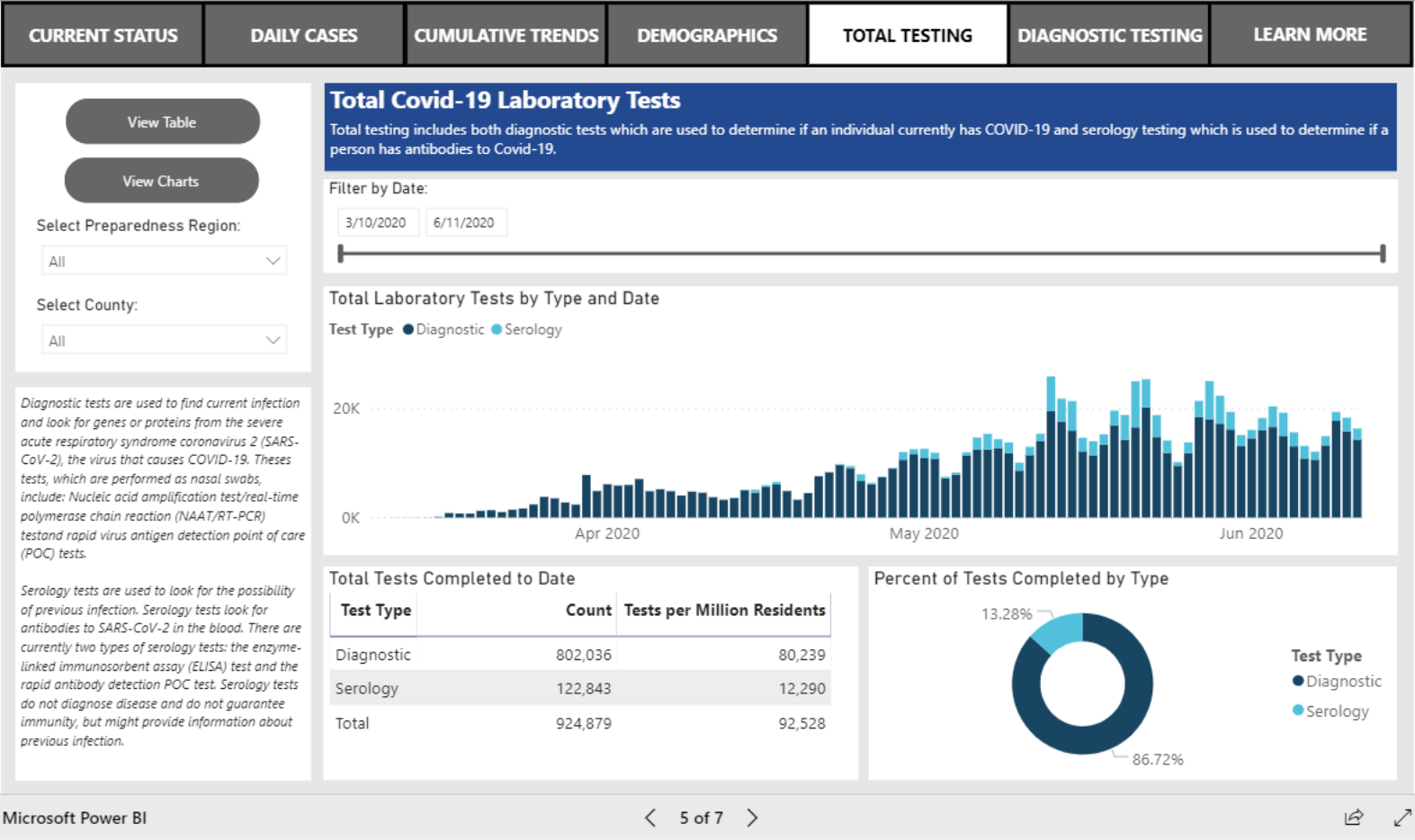


Deaths per Million by Sex



Deaths per Million by Race





Where does the data come from?

The State of Michigan COVID-19 Dashboard displays the most recent provisional data reported to the Michigan Department of Health and Humans Services (MDHHS) about cases in Michigan by selected demographics and county of residence (City of Detroit and Wayne County are reported separately). Data are reported to MDHHS via the [Michigan Disease Surveillance System \(MDSS\)](#). Provisional Death data are provided by the MDHHS Division for [Vital Records & Health Statistics](#).

How does MDHHS classify confirmed and probable cases?

Confirmed cases only include individuals who have had a positive diagnostic laboratory test for COVID-19. Probable cases include individuals who have symptoms consistent with COVID-19 and an epidemiologic link to a confirmed cases, but do not have a positive diagnostic laboratory test for COVID-19.

How does MDHHS classify confirmed and probable deaths?

Confirmed deaths include individuals who meet one or more of the following conditions: 1) Have been identified as a confirmed case and classified as deceased as a result of a case investigation in the Michigan Disease Surveillance System (MDSS). MDSS is the database used by state and local health department to monitor reportable diseases like COVID-19; 2) have been identified as a confirmed case in MDSS had have a death certificate with COVID-19 listed as a cause of death; 3) have been identified as a confirmed case in MDSS and die within 30 days of onset of COVID-19 infection and have a death certificate which classifies their manner death as 'natural'. Probable deaths include individuals who have COVID indicated as a cause of death on their death certificate but have not had a positive diagnostic laboratory test.

Why do data in the demographics tab not sum to the total number of cases for a county or region?

Data are not shown whenever the number of cases for a particular demographic category is fewer than six to protect the confidentiality of individuals. Rates are not calculated for other, multiple, and unknown race because an appropriate population denominator is not available for these categories at the county level.

Where can I get more information about COVID-19?

Visit <https://www.michigan.gov/coronavirus> to find information on resources and assistance, answers to frequently asked questions, and the latest updates on Michigan's response to COVID-19. For COVID-19 updates from CDC visit <https://www.cdc.gov/coronavirus/2019-ncov>.

Cumulative Total of Recovered COVID-19 Cases

Cumulative Total of Recovered COVID-19 Cases (as of 6/5/2020): **42,041**

Note on recovery: During this response, MDHHS is reviewing vital records statistics to identify any laboratory confirmed COVID-19 cases who are 30 days out from their onset of illness to represent recovery status. As the pandemic continues to impact Michigan, this pool will expand to include more cases. Recovered is defined as the number of persons with a confirmed COVID-19 diagnosis who are alive 30 days post-onset (or referral date if onset is not available). The number of persons recovered on June 5, 2020 represents COVID-19 confirmed individuals with an onset date on or prior to May 6, 2020. If an individual dies from a COVID-related cause >30 days from onset/referral, they are removed from the number of persons recovered. These numbers will be updated every Saturday.

Source: Michigan Disease Surveillance System and Vital Records

CASES AND DEATHS BY COUNT 2020-06-12

COUNTY	ConfirmedCases	ConfirmedDeaths	ProbableCases	ProbableDeaths
Alcona	17	1	3	0
Alger	1	0		
Allegan	240	6	40	0
Alpena	104	11	9	1
Antrim	13	0	1	0
Arenac	34	1	4	0
Baraga	1	0		
Barry	71	2	20	0
Bay	342	27	39	1
Benzie	5	0		
Berrien	668	57	148	0
Branch	147	2	14	0
Calhoun	429	25	52	1
Cass	101	4	13	0
Charlevoix	17	2	3	0
Cheboygan	21	1	5	0
Chippewa	2	0	1	0
Clare	23	2	1	0
Clinton	145	11	43	0
Crawford	59	5	4	0
Delta	18	2	3	0
Dickinson	6	2	1	0
Eaton	195	7	61	0
Emmet	21	2	5	0
Genesee	2078	256	488	25
Gladwin	20	1		
Gogebic	5	1		
Grand Traverse	35	5	1	0
Gratiot	79	12	9	0
Hillsdale	170	25	9	0
Houghton	8	0		
Huron	52	1	8	0
Ingham	779	29	36	0
Ionia	158	4	21	0
Iosco	96	9	15	1
Iron	2	0		
Isabella	79	7	16	0
Jackson	462	29	22	1
Kalamazoo	890	62	59	1
Kalkaska	19	2	11	0
Kent	4044	111	376	3
Keweenaw	1	0		
Lake	6	0	1	0
Lapeer	193	30	33	1
Leelanau	12	0		
Lenawee	160	6	35	0
Livingston	414	27	106	1

Luce	3	0		
Mackinac	8	0		
Macomb	6857	844	159	37
Manistee	11	0	1	1
Marquette	59	11		
Mason	32	0	6	0
Mecosta	21	2	3	0
Menominee	9	0		
Midland	106	9	39	0
Missaukee	17	1	6	0
Monroe	496	20	66	1
Montcalm	73	1	7	0
Montmorency	5	0		
Muskegon	720	40	13	0
Newaygo	120	0	5	0
Oakland	8533	1021	2753	41
Oceana	97	3	8	0
Ogemaw	23	2	9	0
Ontonagon				
Osceola	13	0	5	0
Oscoda	5	1	3	0
Otsego	102	10	18	0
Ottawa	851	44	71	5
Presque Isle	12	0		
Roscommon	21	0	4	0
Saginaw	1117	114	30	3
Sanilac	42	5	1	1
Schoolcraft	4	0		
Shiawassee	241	26	23	1
St Clair	454	44	59	1
St Joseph	163	3	8	0
Tuscola	205	25	3	0
Van Buren	179	6	21	1
Washtenaw	1367	101	193	0
Wayne	9662	1129	300	33
Wexford	12	3	3	0
MDOC	4050	70	104	0
FCI	163	5		
Out-of-State	36	0		
Unknown	6	0		
Detroit City	11284	1418	414	84

CASES BY DEMOGRAPHICS STATEWIDE 2020-06-12

CASE_STATUS	AgeCat	RaceCat	SEX	Cases	Deaths
Confirmed	0-19	American Indian/Alaska Native	Female	7	0
Confirmed	20-29	American Indian/Alaska Native	Female	16	0
Confirmed	30-39	American Indian/Alaska Native	Female	12	0
Confirmed	40-49	American Indian/Alaska Native	Female	23	0
Confirmed	50-59	American Indian/Alaska Native	Female	31	0
Confirmed	60-69	American Indian/Alaska Native	Female	15	Suppressed
Confirmed	70-79	American Indian/Alaska Native	Female	12	Suppressed
Confirmed	80+	American Indian/Alaska Native	Female	Suppressed	Suppressed
Confirmed	Unknown	American Indian/Alaska Native	Female	0	0
Confirmed	0-19	Asian/Pacific Islander	Female	30	0
Confirmed	20-29	Asian/Pacific Islander	Female	86	0
Confirmed	30-39	Asian/Pacific Islander	Female	143	0
Confirmed	40-49	Asian/Pacific Islander	Female	144	0
Confirmed	50-59	Asian/Pacific Islander	Female	128	Suppressed
Confirmed	60-69	Asian/Pacific Islander	Female	80	Suppressed
Confirmed	70-79	Asian/Pacific Islander	Female	39	10
Confirmed	80+	Asian/Pacific Islander	Female	48	21
Confirmed	Unknown	Asian/Pacific Islander	Female	0	0
Confirmed	0-19	Black/African American	Female	271	Suppressed
Confirmed	20-29	Black/African American	Female	1210	Suppressed
Confirmed	30-39	Black/African American	Female	1439	8
Confirmed	40-49	Black/African American	Female	1656	49
Confirmed	50-59	Black/African American	Female	1715	98
Confirmed	60-69	Black/African American	Female	1643	213
Confirmed	70-79	Black/African American	Female	1120	283
Confirmed	80+	Black/African American	Female	919	378
Confirmed	Unknown	Black/African American	Female	0	0
Confirmed	0-19	Multiple Races	Female	72	0
Confirmed	20-29	Multiple Races	Female	356	0
Confirmed	30-39	Multiple Races	Female	397	0
Confirmed	40-49	Multiple Races	Female	498	Suppressed
Confirmed	50-59	Multiple Races	Female	542	Suppressed
Confirmed	60-69	Multiple Races	Female	333	Suppressed
Confirmed	70-79	Multiple Races	Female	146	10
Confirmed	80+	Multiple Races	Female	160	19
Confirmed	Unknown	Multiple Races	Female	Suppressed	0
Confirmed	0-19	Other	Female	147	0
Confirmed	20-29	Other	Female	327	0
Confirmed	30-39	Other	Female	302	Suppressed
Confirmed	40-49	Other	Female	302	Suppressed
Confirmed	50-59	Other	Female	215	Suppressed
Confirmed	60-69	Other	Female	152	12
Confirmed	70-79	Other	Female	80	14
Confirmed	80+	Other	Female	84	17
Confirmed	Unknown	Other	Female	0	0
Confirmed	0-19	Unknown	Female	146	0
Confirmed	20-29	Unknown	Female	505	0

Confirmed	30-39	Unknown	Female	577	0
Confirmed	40-49	Unknown	Female	759	Suppressed
Confirmed	50-59	Unknown	Female	769	Suppressed
Confirmed	60-69	Unknown	Female	635	19
Confirmed	70-79	Unknown	Female	407	25
Confirmed	80+	Unknown	Female	483	44
Confirmed	Unknown	Unknown	Female	0	0
Confirmed	0-19	White	Female	286	0
Confirmed	20-29	White	Female	1405	Suppressed
Confirmed	30-39	White	Female	1453	Suppressed
Confirmed	40-49	White	Female	1558	17
Confirmed	50-59	White	Female	1847	57
Confirmed	60-69	White	Female	1596	145
Confirmed	70-79	White	Female	1344	329
Confirmed	80+	White	Female	2470	914
Confirmed	Unknown	White	Female	Suppressed	0
Confirmed	0-19	American Indian/Alaska Native	Male	Suppressed	0
Confirmed	20-29	American Indian/Alaska Native	Male	7	0
Confirmed	30-39	American Indian/Alaska Native	Male	21	0
Confirmed	40-49	American Indian/Alaska Native	Male	26	0
Confirmed	50-59	American Indian/Alaska Native	Male	23	Suppressed
Confirmed	60-69	American Indian/Alaska Native	Male	20	Suppressed
Confirmed	70-79	American Indian/Alaska Native	Male	13	6
Confirmed	80+	American Indian/Alaska Native	Male	Suppressed	Suppressed
Confirmed	Unknown	American Indian/Alaska Native	Male	0	0
Confirmed	0-19	Asian/Pacific Islander	Male	36	0
Confirmed	20-29	Asian/Pacific Islander	Male	103	0
Confirmed	30-39	Asian/Pacific Islander	Male	131	0
Confirmed	40-49	Asian/Pacific Islander	Male	126	Suppressed
Confirmed	50-59	Asian/Pacific Islander	Male	107	Suppressed
Confirmed	60-69	Asian/Pacific Islander	Male	78	12
Confirmed	70-79	Asian/Pacific Islander	Male	39	11
Confirmed	80+	Asian/Pacific Islander	Male	31	15
Confirmed	Unknown	Asian/Pacific Islander	Male	0	0
Confirmed	0-19	Black/African American	Male	230	Suppressed
Confirmed	20-29	Black/African American	Male	849	6
Confirmed	30-39	Black/African American	Male	1105	25
Confirmed	40-49	Black/African American	Male	1367	65
Confirmed	50-59	Black/African American	Male	1696	171
Confirmed	60-69	Black/African American	Male	1753	316
Confirmed	70-79	Black/African American	Male	1164	384
Confirmed	80+	Black/African American	Male	556	286
Confirmed	Unknown	Black/African American	Male	Suppressed	Suppressed
Confirmed	0-19	Multiple Races	Male	73	0
Confirmed	20-29	Multiple Races	Male	237	Suppressed
Confirmed	30-39	Multiple Races	Male	271	0
Confirmed	40-49	Multiple Races	Male	340	Suppressed
Confirmed	50-59	Multiple Races	Male	380	Suppressed
Confirmed	60-69	Multiple Races	Male	277	17
Confirmed	70-79	Multiple Races	Male	148	13

Confirmed	80+	Multiple Races	Male	72	16
Confirmed	Unknown	Multiple Races	Male	0	0
Confirmed	0-19	Other	Male	178	0
Confirmed	20-29	Other	Male	312	Suppressed
Confirmed	30-39	Other	Male	350	Suppressed
Confirmed	40-49	Other	Male	338	Suppressed
Confirmed	50-59	Other	Male	247	6
Confirmed	60-69	Other	Male	160	21
Confirmed	70-79	Other	Male	92	17
Confirmed	80+	Other	Male	40	11
Confirmed	Unknown	Other	Male	0	0
Confirmed	0-19	Unknown	Male	199	0
Confirmed	20-29	Unknown	Male	558	Suppressed
Confirmed	30-39	Unknown	Male	736	Suppressed
Confirmed	40-49	Unknown	Male	821	9
Confirmed	50-59	Unknown	Male	897	8
Confirmed	60-69	Unknown	Male	699	22
Confirmed	70-79	Unknown	Male	354	28
Confirmed	80+	Unknown	Male	235	39
Confirmed	Unknown	Unknown	Male	9	0
Confirmed	0-19	White	Male	276	0
Confirmed	20-29	White	Male	1123	Suppressed
Confirmed	30-39	White	Male	1411	9
Confirmed	40-49	White	Male	1561	33
Confirmed	50-59	White	Male	1933	103
Confirmed	60-69	White	Male	1866	248
Confirmed	70-79	White	Male	1332	416
Confirmed	80+	White	Male	1293	667
Confirmed	Unknown	White	Male	Suppressed	0
Confirmed	0-19	American Indian/Alaska Native	Unknown	0	0
Confirmed	20-29	American Indian/Alaska Native	Unknown	0	0
Confirmed	30-39	American Indian/Alaska Native	Unknown	0	0
Confirmed	40-49	American Indian/Alaska Native	Unknown	0	0
Confirmed	50-59	American Indian/Alaska Native	Unknown	0	0
Confirmed	60-69	American Indian/Alaska Native	Unknown	0	0
Confirmed	70-79	American Indian/Alaska Native	Unknown	0	0
Confirmed	80+	American Indian/Alaska Native	Unknown	0	0
Confirmed	Unknown	American Indian/Alaska Native	Unknown	0	0
Confirmed	0-19	Asian/Pacific Islander	Unknown	0	0
Confirmed	20-29	Asian/Pacific Islander	Unknown	0	0
Confirmed	30-39	Asian/Pacific Islander	Unknown	Suppressed	0
Confirmed	40-49	Asian/Pacific Islander	Unknown	0	0
Confirmed	50-59	Asian/Pacific Islander	Unknown	0	0
Confirmed	60-69	Asian/Pacific Islander	Unknown	0	0
Confirmed	70-79	Asian/Pacific Islander	Unknown	0	0
Confirmed	80+	Asian/Pacific Islander	Unknown	0	0
Confirmed	Unknown	Asian/Pacific Islander	Unknown	0	0
Confirmed	0-19	Black/African American	Unknown	0	0
Confirmed	20-29	Black/African American	Unknown	Suppressed	0
Confirmed	30-39	Black/African American	Unknown	Suppressed	0

Confirmed	40-49	Black/African American	Unknown	0	0
Confirmed	50-59	Black/African American	Unknown	Suppressed	0
Confirmed	60-69	Black/African American	Unknown	Suppressed	0
Confirmed	70-79	Black/African American	Unknown	Suppressed	0
Confirmed	80+	Black/African American	Unknown	Suppressed	0
Confirmed	Unknown	Black/African American	Unknown	Suppressed	0
Confirmed	0-19	Multiple Races	Unknown	Suppressed	0
Confirmed	20-29	Multiple Races	Unknown	Suppressed	0
Confirmed	30-39	Multiple Races	Unknown	Suppressed	0
Confirmed	40-49	Multiple Races	Unknown	0	0
Confirmed	50-59	Multiple Races	Unknown	Suppressed	0
Confirmed	60-69	Multiple Races	Unknown	Suppressed	0
Confirmed	70-79	Multiple Races	Unknown	0	0
Confirmed	80+	Multiple Races	Unknown	0	0
Confirmed	Unknown	Multiple Races	Unknown	0	0
Confirmed	0-19	Other	Unknown	Suppressed	0
Confirmed	20-29	Other	Unknown	Suppressed	0
Confirmed	30-39	Other	Unknown	Suppressed	0
Confirmed	40-49	Other	Unknown	Suppressed	0
Confirmed	50-59	Other	Unknown	Suppressed	0
Confirmed	60-69	Other	Unknown	0	0
Confirmed	70-79	Other	Unknown	0	0
Confirmed	80+	Other	Unknown	0	0
Confirmed	Unknown	Other	Unknown	0	0
Confirmed	0-19	Unknown	Unknown	11	0
Confirmed	20-29	Unknown	Unknown	11	0
Confirmed	30-39	Unknown	Unknown	18	0
Confirmed	40-49	Unknown	Unknown	18	0
Confirmed	50-59	Unknown	Unknown	16	0
Confirmed	60-69	Unknown	Unknown	15	0
Confirmed	70-79	Unknown	Unknown	9	0
Confirmed	80+	Unknown	Unknown	23	Suppressed
Confirmed	Unknown	Unknown	Unknown	Suppressed	0
Confirmed	0-19	White	Unknown	Suppressed	0
Confirmed	20-29	White	Unknown	Suppressed	0
Confirmed	30-39	White	Unknown	Suppressed	0
Confirmed	40-49	White	Unknown	Suppressed	0
Confirmed	50-59	White	Unknown	0	0
Confirmed	60-69	White	Unknown	Suppressed	0
Confirmed	70-79	White	Unknown	Suppressed	0
Confirmed	80+	White	Unknown	Suppressed	0
Confirmed	Unknown	White	Unknown	0	0
Probable	0-19	American Indian/Alaska Native	Female	0	0
Probable	20-29	American Indian/Alaska Native	Female	Suppressed	0
Probable	30-39	American Indian/Alaska Native	Female	Suppressed	0
Probable	40-49	American Indian/Alaska Native	Female	0	0
Probable	50-59	American Indian/Alaska Native	Female	0	0
Probable	60-69	American Indian/Alaska Native	Female	Suppressed	0
Probable	70-79	American Indian/Alaska Native	Female	Suppressed	0
Probable	80+	American Indian/Alaska Native	Female	0	0

Probable	Unknown	American Indian/Alaska Native	Female	0	0
Probable	0-19	Asian/Pacific Islander	Female	13	0
Probable	20-29	Asian/Pacific Islander	Female	15	0
Probable	30-39	Asian/Pacific Islander	Female	15	0
Probable	40-49	Asian/Pacific Islander	Female	Suppressed	0
Probable	50-59	Asian/Pacific Islander	Female	7	0
Probable	60-69	Asian/Pacific Islander	Female	6	0
Probable	70-79	Asian/Pacific Islander	Female	Suppressed	0
Probable	80+	Asian/Pacific Islander	Female	0	0
Probable	Unknown	Asian/Pacific Islander	Female	Suppressed	0
Probable	0-19	Black/African American	Female	32	0
Probable	20-29	Black/African American	Female	69	0
Probable	30-39	Black/African American	Female	52	0
Probable	40-49	Black/African American	Female	66	Suppressed
Probable	50-59	Black/African American	Female	71	6
Probable	60-69	Black/African American	Female	74	10
Probable	70-79	Black/African American	Female	26	8
Probable	80+	Black/African American	Female	25	18
Probable	Unknown	Black/African American	Female	Suppressed	0
Probable	0-19	Multiple Races	Female	11	0
Probable	20-29	Multiple Races	Female	30	0
Probable	30-39	Multiple Races	Female	11	0
Probable	40-49	Multiple Races	Female	29	0
Probable	50-59	Multiple Races	Female	31	0
Probable	60-69	Multiple Races	Female	22	0
Probable	70-79	Multiple Races	Female	Suppressed	0
Probable	80+	Multiple Races	Female	Suppressed	Suppressed
Probable	Unknown	Multiple Races	Female	0	0
Probable	0-19	Other	Female	33	0
Probable	20-29	Other	Female	16	0
Probable	30-39	Other	Female	22	0
Probable	40-49	Other	Female	23	0
Probable	50-59	Other	Female	13	Suppressed
Probable	60-69	Other	Female	7	Suppressed
Probable	70-79	Other	Female	Suppressed	0
Probable	80+	Other	Female	0	0
Probable	Unknown	Other	Female	Suppressed	0
Probable	0-19	Unknown	Female	100	0
Probable	20-29	Unknown	Female	193	0
Probable	30-39	Unknown	Female	186	0
Probable	40-49	Unknown	Female	284	0
Probable	50-59	Unknown	Female	291	0
Probable	60-69	Unknown	Female	241	Suppressed
Probable	70-79	Unknown	Female	89	0
Probable	80+	Unknown	Female	37	Suppressed
Probable	Unknown	Unknown	Female	18	0
Probable	0-19	White	Female	131	0
Probable	20-29	White	Female	170	0
Probable	30-39	White	Female	145	0
Probable	40-49	White	Female	139	Suppressed

Probable	50-59	White	Female	220	Suppressed
Probable	60-69	White	Female	144	14
Probable	70-79	White	Female	77	17
Probable	80+	White	Female	66	38
Probable	Unknown	White	Female	Suppressed	0
Probable	0-19	American Indian/Alaska Native	Male	0	0
Probable	20-29	American Indian/Alaska Native	Male	0	0
Probable	30-39	American Indian/Alaska Native	Male	0	0
Probable	40-49	American Indian/Alaska Native	Male	Suppressed	0
Probable	50-59	American Indian/Alaska Native	Male	Suppressed	0
Probable	60-69	American Indian/Alaska Native	Male	0	0
Probable	70-79	American Indian/Alaska Native	Male	0	0
Probable	80+	American Indian/Alaska Native	Male	Suppressed	Suppressed
Probable	Unknown	American Indian/Alaska Native	Male	0	0
Probable	0-19	Asian/Pacific Islander	Male	11	0
Probable	20-29	Asian/Pacific Islander	Male	12	0
Probable	30-39	Asian/Pacific Islander	Male	13	0
Probable	40-49	Asian/Pacific Islander	Male	Suppressed	0
Probable	50-59	Asian/Pacific Islander	Male	6	0
Probable	60-69	Asian/Pacific Islander	Male	Suppressed	0
Probable	70-79	Asian/Pacific Islander	Male	0	0
Probable	80+	Asian/Pacific Islander	Male	0	0
Probable	Unknown	Asian/Pacific Islander	Male	0	0
Probable	0-19	Black/African American	Male	32	0
Probable	20-29	Black/African American	Male	42	0
Probable	30-39	Black/African American	Male	35	0
Probable	40-49	Black/African American	Male	40	7
Probable	50-59	Black/African American	Male	52	6
Probable	60-69	Black/African American	Male	51	12
Probable	70-79	Black/African American	Male	30	18
Probable	80+	Black/African American	Male	11	9
Probable	Unknown	Black/African American	Male	Suppressed	0
Probable	0-19	Multiple Races	Male	20	0
Probable	20-29	Multiple Races	Male	15	0
Probable	30-39	Multiple Races	Male	22	0
Probable	40-49	Multiple Races	Male	28	0
Probable	50-59	Multiple Races	Male	20	0
Probable	60-69	Multiple Races	Male	13	0
Probable	70-79	Multiple Races	Male	6	0
Probable	80+	Multiple Races	Male	Suppressed	Suppressed
Probable	Unknown	Multiple Races	Male	Suppressed	0
Probable	0-19	Other	Male	35	0
Probable	20-29	Other	Male	28	0
Probable	30-39	Other	Male	12	0
Probable	40-49	Other	Male	17	0
Probable	50-59	Other	Male	9	0
Probable	60-69	Other	Male	10	Suppressed
Probable	70-79	Other	Male	Suppressed	Suppressed
Probable	80+	Other	Male	Suppressed	0
Probable	Unknown	Other	Male	Suppressed	0

Probable	0-19	Unknown	Male	115	0
Probable	20-29	Unknown	Male	158	0
Probable	30-39	Unknown	Male	190	Suppressed
Probable	40-49	Unknown	Male	207	Suppressed
Probable	50-59	Unknown	Male	237	0
Probable	60-69	Unknown	Male	178	0
Probable	70-79	Unknown	Male	70	Suppressed
Probable	80+	Unknown	Male	25	Suppressed
Probable	Unknown	Unknown	Male	12	0
Probable	0-19	White	Male	165	0
Probable	20-29	White	Male	130	Suppressed
Probable	30-39	White	Male	124	Suppressed
Probable	40-49	White	Male	133	Suppressed
Probable	50-59	White	Male	168	Suppressed
Probable	60-69	White	Male	115	11
Probable	70-79	White	Male	43	8
Probable	80+	White	Male	44	26
Probable	Unknown	White	Male	Suppressed	0
Probable	0-19	American Indian/Alaska Native	Unknown	0	0
Probable	20-29	American Indian/Alaska Native	Unknown	0	0
Probable	30-39	American Indian/Alaska Native	Unknown	0	0
Probable	40-49	American Indian/Alaska Native	Unknown	0	0
Probable	50-59	American Indian/Alaska Native	Unknown	0	0
Probable	60-69	American Indian/Alaska Native	Unknown	0	0
Probable	70-79	American Indian/Alaska Native	Unknown	0	0
Probable	80+	American Indian/Alaska Native	Unknown	0	0
Probable	Unknown	American Indian/Alaska Native	Unknown	0	0
Probable	0-19	Asian/Pacific Islander	Unknown	0	0
Probable	20-29	Asian/Pacific Islander	Unknown	0	0
Probable	30-39	Asian/Pacific Islander	Unknown	0	0
Probable	40-49	Asian/Pacific Islander	Unknown	0	0
Probable	50-59	Asian/Pacific Islander	Unknown	0	0
Probable	60-69	Asian/Pacific Islander	Unknown	0	0
Probable	70-79	Asian/Pacific Islander	Unknown	0	0
Probable	80+	Asian/Pacific Islander	Unknown	0	0
Probable	Unknown	Asian/Pacific Islander	Unknown	0	0
Probable	0-19	Black/African American	Unknown	0	0
Probable	20-29	Black/African American	Unknown	0	0
Probable	30-39	Black/African American	Unknown	0	0
Probable	40-49	Black/African American	Unknown	0	0
Probable	50-59	Black/African American	Unknown	0	0
Probable	60-69	Black/African American	Unknown	0	0
Probable	70-79	Black/African American	Unknown	0	0
Probable	80+	Black/African American	Unknown	0	0
Probable	Unknown	Black/African American	Unknown	0	0
Probable	0-19	Multiple Races	Unknown	0	0
Probable	20-29	Multiple Races	Unknown	0	0
Probable	30-39	Multiple Races	Unknown	Suppressed	0
Probable	40-49	Multiple Races	Unknown	0	0
Probable	50-59	Multiple Races	Unknown	0	0

Probable	60-69	Multiple Races	Unknown	Suppressed	0
Probable	70-79	Multiple Races	Unknown	0	0
Probable	80+	Multiple Races	Unknown	0	0
Probable	Unknown	Multiple Races	Unknown	0	0
Probable	0-19	Other	Unknown	0	0
Probable	20-29	Other	Unknown	0	0
Probable	30-39	Other	Unknown	0	0
Probable	40-49	Other	Unknown	0	0
Probable	50-59	Other	Unknown	0	0
Probable	60-69	Other	Unknown	0	0
Probable	70-79	Other	Unknown	0	0
Probable	80+	Other	Unknown	0	0
Probable	Unknown	Other	Unknown	0	0
Probable	0-19	Unknown	Unknown	Suppressed	0
Probable	20-29	Unknown	Unknown	Suppressed	0
Probable	30-39	Unknown	Unknown	Suppressed	0
Probable	40-49	Unknown	Unknown	7	0
Probable	50-59	Unknown	Unknown	Suppressed	0
Probable	60-69	Unknown	Unknown	6	0
Probable	70-79	Unknown	Unknown	Suppressed	0
Probable	80+	Unknown	Unknown	Suppressed	0
Probable	Unknown	Unknown	Unknown	16	0
Probable	0-19	White	Unknown	Suppressed	0
Probable	20-29	White	Unknown	0	0
Probable	30-39	White	Unknown	0	0
Probable	40-49	White	Unknown	Suppressed	0
Probable	50-59	White	Unknown	Suppressed	0
Probable	60-69	White	Unknown	0	0
Probable	70-79	White	Unknown	0	0
Probable	80+	White	Unknown	Suppressed	0
Probable	Unknown	White	Unknown	0	0

COVID TESTS BY COUNTY 2020-06-12

COUNTY	TestType	Count	RatePerMillion
Alcona	Diagnostic	471	45455
Alcona	Serology	18	1737
Alcona	Total	489	47192
Alger	Diagnostic	208	22865
Alger	Serology	42	4617
Alger	Total	250	27482
Allegan	Diagnostic	6096	51957
Allegan	Serology	239	2037
Allegan	Total	6335	53994
Alpena	Diagnostic	730	25740
Alpena	Serology	59	2080
Alpena	Total	789	27821
Antrim	Diagnostic	649	27777
Antrim	Serology	44	1883
Antrim	Total	693	29660
Arenac	Diagnostic	873	58041
Arenac	Serology	48	3191
Arenac	Total	921	61233
Baraga	Diagnostic	254	30529
Baraga	Serology	8	962
Baraga	Total	262	31490
Barry	Diagnostic	2547	41647
Barry	Serology	178	2911
Barry	Total	2725	44557
Bay	Serology	431	4147
Bay	Diagnostic	6661	64096
Bay	Total	7092	68243
Benzie	Diagnostic	551	31037
Benzie	Serology	17	958
Benzie	Total	568	31995
Berrien	Diagnostic	13868	89970
Berrien	Serology	806	5229
Berrien	Total	14674	95199
Branch	Diagnostic	1039	23818
Branch	Serology	61	1398
Branch	Total	1100	25217
Calhoun	Diagnostic	9294	69107
Calhoun	Serology	309	2298
Calhoun	Total	9603	71405
Cass	Diagnostic	1652	31983
Cass	Serology	63	1220
Cass	Total	1715	33202
Charlevoix	Serology	218	8307
Charlevoix	Diagnostic	902	34370
Charlevoix	Total	1120	42676
Cheboygan	Diagnostic	930	36595
Cheboygan	Serology	98	3856

Cheboygan	Total	1028	40452
Chippewa	Diagnostic	552	14713
Chippewa	Serology	62	1653
Chippewa	Total	614	16366
Clare	Diagnostic	1251	40674
Clare	Serology	68	2211
Clare	Total	1319	42885
Clinton	Serology	1233	15542
Clinton	Diagnostic	3827	48240
Clinton	Total	5060	63783
Correctional	Serology	6361	
Correctional	Diagnostic	45644	
Correctional	Total	52005	
Crawford	Diagnostic	539	38774
Crawford	Serology	32	2302
Crawford	Total	571	41076
Dekalb	Diagnostic	1	
Dekalb	Total	1	
Delta	Diagnostic	1228	34247
Delta	Serology	105	2928
Delta	Total	1333	37175
Detroit City	Serology	5892	9067
Detroit City	Diagnostic	98842	152110
Detroit City	Total	104734	161178
Dickinson	Diagnostic	540	21274
Dickinson	Serology	31	1221
Dickinson	Total	571	22495
Eaton	Diagnostic	8408	76557
Eaton	Serology	1786	16262
Eaton	Total	10194	92820
Emmet	Diagnostic	1180	35427
Emmet	Serology	483	14501
Emmet	Total	1663	49928
Genesee	Diagnostic	21431	52670
Genesee	Serology	5250	12903
Genesee	Total	26681	65573
Gladwin	Diagnostic	1257	49611
Gladwin	Serology	61	2408
Gladwin	Total	1318	52019
Gogebic	Diagnostic	550	36433
Gogebic	Serology	13	861
Gogebic	Total	563	37295
Grand Traverse	Serology	162	1750
Grand Traverse	Diagnostic	3853	41621
Grand Traverse	Total	4015	43371
Gratiot	Diagnostic	2180	53696
Gratiot	Serology	190	4680
Gratiot	Total	2370	58376
Hillsdale	Diagnostic	2416	52810
Hillsdale	Serology	97	2120

Hillsdale	Total	2513	54930
Houghton	Diagnostic	941	25981
Houghton	Serology	36	994
Houghton	Total	977	26975
Huron	Diagnostic	1519	48739
Huron	Serology	84	2695
Huron	Total	1603	51434
Ingham	Diagnostic	22881	78163
Ingham	Serology	5295	18088
Ingham	Total	28176	96251
Ionia	Diagnostic	3784	58932
Ionia	Serology	497	7740
Ionia	Total	4281	66672
Iosco	Diagnostic	1755	69973
Iosco	Serology	41	1635
Iosco	Total	1796	71608
Iron	Diagnostic	490	44077
Iron	Serology	3	270
Iron	Total	493	44346
Isabella	Diagnostic	1909	27054
Isabella	Serology	195	2764
Isabella	Total	2104	29818
Jackson	Serology	748	4710
Jackson	Diagnostic	10472	65935
Jackson	Total	11220	70645
Kalamazoo	Diagnostic	14565	54989
Kalamazoo	Serology	849	3205
Kalamazoo	Total	15414	58195
Kalkaska	Diagnostic	690	38712
Kalkaska	Serology	11	617
Kalkaska	Total	701	39329
Kent	Serology	4003	6123
Kent	Diagnostic	46124	70549
Kent	Total	50127	76672
Keweenaw	Diagnostic	82	38807
Keweenaw	Serology	4	1893
Keweenaw	Total	86	40700
Lake	Diagnostic	862	72553
Lake	Serology	28	2357
Lake	Total	890	74910
Lapeer	Diagnostic	3624	41169
Lapeer	Serology	743	8440
Lapeer	Total	4367	49609
Leelanau	Diagnostic	521	23939
Leelanau	Serology	32	1470
Leelanau	Total	553	25409
Lenawee	Serology	356	3623
Lenawee	Diagnostic	3302	33603
Lenawee	Total	3658	37225
Livingston	Diagnostic	11052	57796

Livingston	Serology	2087	10914
Livingston	Total	13139	68710
Luce	Diagnostic	171	27216
Luce	Serology	10	1592
Luce	Total	181	28808
Mackinac	Diagnostic	299	27719
Mackinac	Serology	27	2503
Mackinac	Total	326	30222
Macomb	Diagnostic	60179	68795
Macomb	Serology	12643	14453
Macomb	Total	72822	83248
Manistee	Serology	52	2120
Manistee	Diagnostic	507	20670
Manistee	Total	559	22790
Marquette	Diagnostic	4324	65007
Marquette	Serology	567	8524
Marquette	Total	4891	73531
Mason	Diagnostic	1889	64914
Mason	Serology	65	2234
Mason	Total	1954	67148
Mecosta	Serology	114	2618
Mecosta	Diagnostic	1955	44896
Mecosta	Total	2069	47514
Menominee	Diagnostic	420	18274
Menominee	Serology	14	609
Menominee	Total	434	18884
Midland	Diagnostic	4673	56160
Midland	Serology	318	3822
Midland	Total	4991	59981
Missaukee	Diagnostic	436	28849
Missaukee	Serology	40	2647
Missaukee	Total	476	31496
Monroe	Diagnostic	6891	45806
Monroe	Serology	1502	9984
Monroe	Total	8393	55790
Montcalm	Diagnostic	3502	54746
Montcalm	Serology	350	5471
Montcalm	Total	3852	60218
Montmorency	Diagnostic	327	35294
Montmorency	Serology	24	2590
Montmorency	Total	351	37885
Muskegon	Serology	313	1803
Muskegon	Diagnostic	13555	78087
Muskegon	Total	13868	79890
Newaygo	Diagnostic	2932	59969
Newaygo	Serology	197	4029
Newaygo	Total	3129	63998
Oakland	Serology	29001	23031
Oakland	Diagnostic	80612	64018
Oakland	Total	109613	87050

Oceana	Serology	71	2667
Oceana	Diagnostic	2168	81427
Oceana	Total	2239	84094
Ogemaw	Serology	28	1336
Ogemaw	Diagnostic	689	32885
Ogemaw	Total	717	34221
Ontonagon	Diagnostic	317	54702
Ontonagon	Serology	3	518
Ontonagon	Total	320	55220
Osceola	Serology	48	2056
Osceola	Diagnostic	1383	59252
Osceola	Total	1431	61308
Oscoda	Diagnostic	192	23200
Oscoda	Serology	2	242
Oscoda	Total	194	23441
Otsego	Diagnostic	901	36529
Otsego	Serology	155	6284
Otsego	Total	1056	42814
Ottawa	Serology	1188	4090
Ottawa	Diagnostic	20170	69433
Ottawa	Total	21358	73523
Presque Isle	Diagnostic	389	30539
Presque Isle	Serology	40	3140
Presque Isle	Total	429	33679
Roscommon	Diagnostic	794	33244
Roscommon	Serology	130	5443
Roscommon	Total	924	38687
Saginaw	Serology	546	2862
Saginaw	Diagnostic	15334	80367
Saginaw	Total	15880	83229
Sanilac	Diagnostic	1742	42300
Sanilac	Serology	169	4104
Sanilac	Total	1911	46404
Schoolcraft	Diagnostic	247	30615
Schoolcraft	Serology	21	2603
Schoolcraft	Total	268	33218
Shiawassee	Diagnostic	2236	32790
Shiawassee	Serology	565	8285
Shiawassee	Total	2801	41075
St Clair	Serology	2234	14021
St Clair	Diagnostic	8047	50503
St Clair	Total	10281	64524
St Joseph	Diagnostic	1889	30945
St Joseph	Serology	132	2162
St Joseph	Total	2021	33108
Tuscola	Serology	234	4456
Tuscola	Diagnostic	3454	65770
Tuscola	Total	3688	70226
Unknown	Diagnostic	67401	
Unknown	Serology	9677	

Unknown	Total	77078	
Van Buren	Diagnostic	4432	58742
Van Buren	Serology	190	2518
Van Buren	Total	4622	61261
Washtenaw	Diagnostic	25183	67885
Washtenaw	Serology	3945	10634
Washtenaw	Total	29128	78520
Wayne	Serology	18693	16935
Wayne	Diagnostic	96084	87047
Wayne	Total	114777	103982
Wexford	Serology	58	1733
Wexford	Diagnostic	1315	39294
Wexford	Total	1373	41027

DIAGNOSTIC TESTS BY RESULT AND COUNTY 2020-06-12

COUNTY	Negative	Positive	Total
Alcona	453	18	471
Alger	207	1	208
Allegan	5768	328	6096
Alpena	633	97	730
Antrim	640	9	649
Arenac	811	62	873
Baraga	254	0	254
Barry	2471	76	2547
Bay	6274	387	6661
Benzie	535	16	551
Berrien	12811	1057	13868
Branch	888	151	1039
Calhoun	8603	691	9294
Cass	1555	97	1652
Charlevoix	885	17	902
Cheboygan	916	14	930
Chippewa	550	2	552
Clare	1215	36	1251
Clinton	3699	128	3827
Correctional	42085	3559	45644
Crawford	480	59	539
Dekalb	1	0	1
Delta	1205	23	1228
Detroit City	80806	18036	98842
Dickinson	534	6	540
Eaton	8142	266	8408
Emmet	1161	19	1180
Genesee	19065	2366	21431
Gladwin	1221	36	1257
Gogebic	539	11	550
Grand Traverse	3798	55	3853
Gratiot	2081	99	2180
Hillsdale	2243	173	2416
Houghton	934	7	941
Huron	1439	80	1519
Ingham	21850	1031	22881
Ionia	3621	163	3784
Iosco	1672	83	1755
Iron	490	0	490
Isabella	1832	77	1909
Jackson	9951	521	10472
Kalamazoo	13322	1243	14565
Kalkaska	670	20	690
Kent	41812	4312	46124
Keweenaw	80	2	82
Lake	822	40	862
Lapeer	3369	255	3624

Leelanau	515	6	521
Lenawee	3153	149	3302
Livingston	10803	249	11052
Luce	167	4	171
Mackinac	294	5	299
Macomb	50548	9631	60179
Manistee	489	18	507
Marquette	4214	110	4324
Mason	1855	34	1889
Mecosta	1924	31	1955
Menominee	417	3	420
Midland	4549	124	4673
Missaukee	417	19	436
Monroe	6386	505	6891
Montcalm	3387	115	3502
Montmorency	311	16	327
Muskegon	12808	747	13555
Newaygo	2815	117	2932
Oakland	69812	10800	80612
Oceana	2051	117	2168
Ogemaw	650	39	689
Ontonagon	317	0	317
Osceola	1362	21	1383
Oscoda	186	6	192
Otsego	805	96	901
Ottawa	18810	1360	20170
Presque Isle	376	13	389
Roscommon	749	45	794
Saginaw	13910	1424	15334
Sanilac	1662	80	1742
Schoolcraft	241	6	247
Shiawassee	2175	61	2236
St Clair	7541	506	8047
St Joseph	1793	96	1889
Tuscola	3138	316	3454
Unknown	63069	4332	67401
Van Buren	4170	262	4432
Washtenaw	24015	1168	25183
Wayne	83042	13042	96084
Wexford	1296	19	1315