



Western Michigan University  
ScholarWorks at WMU

---

Michigan COVID-19 Hospital Data

Michigan COVID-19 State Data

---

8-17-2020

## 2020-08-17\_MichiganOverview\_COVIDbedPPE

Michigan Department of Health & Human Services

Follow this and additional works at: <https://scholarworks.wmich.edu/michigan-covid-data-state-hospital>



Part of the Public Health Commons

---

### WMU ScholarWorks Citation

Michigan Department of Health & Human Services, "2020-08-17\_MichiganOverview\_COVIDbedPPE" (2020). *Michigan COVID-19 Hospital Data*. 105.

<https://scholarworks.wmich.edu/michigan-covid-data-state-hospital/105>

This MDHHS is brought to you for free and open access by the Michigan COVID-19 State Data at ScholarWorks at WMU. It has been accepted for inclusion in Michigan COVID-19 Hospital Data by an authorized administrator of ScholarWorks at WMU. For more information, please contact [wmu-scholarworks@wmich.edu](mailto:wmu-scholarworks@wmich.edu).



# Coronavirus

CORONAVIRUS



## Statewide Available PPE and Bed Tracking


**Note:** Data on this page is updated Monday - Friday.

### Statewide Hospital Capacity Report for COVID-19\* 08/14/2020\*\*

	Hospital Beds	Adult Hospital Beds	Hospital Inpatient Beds	Hospital Inpatient Bed Occupancy	Adult Hospital Inpatient Beds	Adult Hospital Inpatient Bed Occupancy	ICU Beds	ICU Bed Occupancy	Adult ICU Beds	Adult ICU Bed Occupancy	Total Ventilators	Mechanical Ventilators in use
<b>Region 1</b>	1,847	1,689	1,556	1,186	1,338	1,113	204	166	192	169	215	36
<b>Region 2N</b>	5,234	3,736	3,496	3,652	3,313	2,605	538	391	348	268	845	169
<b>Region 2S</b>	6,763	5,342	5,573	4,753	4,735	3,813	964	731	632	505	1,218	462
<b>Region 3</b>	2,876	2,100	2,312	2,133	2,022	1,552	400	338	238	207	429	155
<b>Region 5</b>	1,916	1,552	1,370	1,112	1,317	868	216	114	178	94	287	63
<b>Region 6</b>	2,855	2,562	2,420	1,677	2,179	1,481	380	309	250	192	523	99
<b>Region 7</b>	1,011	972	1,011	646	946	613	198	135	176	122	116	21
<b>Region 8</b>	715	694	624	293	462	272	80	43	53	34	103	✖ <sup>8</sup>
<b>Total</b>	<b>23,217</b>	<b>18,647</b>	<b>18,362</b>	<b>15,452</b>	<b>16,312</b>	<b>12,317</b>	<b>2,980</b>	<b>2,227</b>	<b>2,067</b>	<b>1,591</b>	<b>3,736</b>	<b>1,013</b>

\*75.38% response rate \*\*Data is preliminary and subject to change.

### COVID-19 Metrics 8/17/2020

HCC Region	Region 1	Region 2 North	Region 2 South	Region 3	Region 5	Region 6	Region 7	Region 8	Total
<b>Total Hospitalized Adult Suspected/Confirmed</b>	41	242	168	74	34	55	12	13	
<b>Hospitalized and Vented COVID</b>	9	23	28	17	6	5	1	0	69

HCC Region	Region 1	Region 2 North	Region 2 South	Region 3	Region 5	Region 6	Region 7	Region 8	Total
<b>Adult ICU Confirmed/Suspected COVID</b>	16	50	44	30	5	15	10	6	176
<b>Prev Day COVID Related ED Visits</b>	56	123	282	40	72	68	30	27	698

## Statewide Hospital Available PPE Tracking for COVID-19\* 08/14/2020\*\*

	N95 Masks	PAPR/ Other Respirators	Surgical Mask	Eye Protection	Gowns	Launderable Gowns	Exam Gloves (single)
<b>Region 1</b>	174,048	182	1,209,554	139,024	225,213	5,707	1,032,019
<b>Region 2N</b>	200,641	321	398,212	114,699	113,002	4,440	6,461,556
<b>Region 2S</b>	233,895	541	836,100	183,076	154,728	12,071	3,039,359
<b>Region 3</b>	181,610	261	1,059,396	70,036	582,304	1,145	4,771,869
<b>Region 5</b>	123,344	244	570,227	28,023	58,253	1,535	2,576,992
<b>Region 6</b>	476,467	553	5,981,536	114,294	108,409	41,283	16,366,428
<b>Q Region 7</b>	24,522	305	124,774	24,197	16,409	700	1,264,180
<b>Region 8</b>	85,058	237	372,140	29,689	76,813	871	2,312,779
<b>Totals</b>	<b>1,499,585</b>	<b>2,644</b>	<b>10,551,939</b>	<b>703,038</b>	<b>1,335,131</b>	<b>67,752</b>	<b>37,825,182</b>

\*69% Reporting

\*\*Data is preliminary and subject to change



- Data is self-reported by hospitals daily to the EM Resource System per MDHHS Director Robert Gordon's Emergency Order.

- Changes in inventory numbers have likely occurred since reporting was completed.
- This information will be updated daily by 7 p.m.
- Information about Healthcare Coalition Regions is available on the **MDHHS website**.

**Region 1** – Clinton, Eaton, Gratiot, Hillsdale, Ingham, Jackson, Lenawee, Livingston and Shiawassee counties.

**Region 2S** – City of Detroit and Monroe, Washtenaw and Wayne counties.

**Region 2N** - Macomb, Oakland and St. Clair counties.

**Region 3** - Saginaw, Alcona, Iosco, Ogemaw, Arenac, Gladwin, Midland, Bay, Genesee, Tuscola, Lapeer, Sanilac and Huron counties.

**Region 5** - Allegan, Barry, Calhoun, Branch, St. Joseph, Cass, Berrien, Van Buren and Kalamazoo counties.

**Region 6** - Clare, Ionia, Isabella, Kent, Lake, Mason, Mecosta, Montcalm, Muskegon, Newaygo, Oceana, Osceola and Ottawa counties.

**Region 7** - Manistee, Wexford, Missaukee, Roscommon, Benzie, Leelanau, Grand Traverse, Kalkaska, Crawford, Oscoda, Antrim, Otsego, Montmorency, Alpena, Presque Isle, Cheboygan, Emmet and Charlevoix counties.



**Region 8** - Chippewa, Mackinac, Luce, Schoolcraft, Delta, Alger, Marquette, Dickinson, Menominee, Baraga, Iron, Gogebic, Ontonagon, Houghton and Keweenaw counties.

**PPE Days On Hand as of 08/17/2020**

Health System/Hospital	N95 Masks	Surgical Masks	Surgical Gowns	Eye Protection	Gloves	System/Independent
Ascension	21+ days	0-6 days	15-21 days	21+ days	21+ days	Health System
Aspirus	21+ days	21+ days	21+ days	21+ days	21+ days	Health System
Baraga County Memorial Hospital	21+ days	21+ days	21+ days	7-14 days	21+ days	Independent
Beaumont	7-14 days	0-6 days	0-6 days	21+ days	0-6 days	Health System
Bronson	21+ days	0-6 days	21+ days	21+ days	7-14 days	Health System
Covenant	21+ days	21+ days	21+ days	21+ days	7-14 days	Health System
Deckerville Community Hospital	21+ days	15-21 days	21+ days	21+ days	21+ days	Independent
Detroit Medical Center	21+ days	7-14 days	21+ days	21+ days	7-14 days	Health System
Dickinson Memorial Health Care System	21+ days	21+ days	21+ days	21+ days	21+ days	Independent
Eaton Rapids Medical Center	21+ days	7-14 days	21+ days	21+ days	7-14 days	Independent
Harbor Beach Community Hospital	21+ days	21+ days	21+ days	21+ days	21+ days	Independent
Helen Newberry Joy Hospital	21+ days	21+ days	7-14 days	21+ days	21+ days	Independent
Henry Ford Health System	21+ days	7-14 days	21+ days	21+ days	0-6 days	Health System
Hills and Dales General Hospital	21+ days	15-21 days	21+ days	21+ days	21+ days	Independent
Hillsdale Hospital	21+ days	21+ days	0-6 days	7-14 days	21+ days	Independent
Holland Community Hospital	21+ days	21+ days	21+ days	0-6 days	21+ days	Independent ✖
Hurley Medical Center	21+ days	0-6 days	0-6 days	0-6 days	0-6 days	Health System
Kalkaska Memorial Health Center	21+ days	21+ days	0-6 days	21+ days	21+ days	Independent
Mackinac Straits Hospital	21+ days	21+ days	21+ days	21+ days	15-21 days	Independent
Marlette Regional Hospital	21+ days	21+ days	21+ days	21+ days	15-21 days	Independent
McKenzie Memorial Hospital	21+ days	21+ days	21+ days	21+ days	7-14 days	Independent
McLaren	21+ days	7-14 days	21+ days	21+ days	21+ days	Health System
Memorial Healthcare	15-21 days	7-14 days	0-6 days	21+ days	7-14 days	Independent
Metro	21+ days	21+ days	21+ days	21+ days	21+ days	Health System
Michigan Medicine	15-21 days	0-6 days	0-6 days	21+ days	0-6 days	Health System
MidMichigan Health	7-14 days	0-6 days	15-21 days	21+ days	15-21 days	Health System
Munising Memorial Hospital	21+ days	7-14 days	21+ days	21+ days	21+ days	Independent
Munson Health System	7-14 days	0-6 days	0-6 days	21+ days	7-14 days	Health System

Health System/Hospital	N95 Masks	Surgical Masks	Surgical Gowns	Eye Protection	Gloves	System/Independent
North Ottawa Community Hosp	21+ days	7-14 days	7-14 days	7-14 days	21+ days	Independent
OSF St. Francis Hospital	21+ days	21+ days	21+ days	21+ days	21+ days	Independent
Oaklawn Hospital	21+ days	21+ days	21+ days	21+ days	0-6 days	Independent
Pontiac General Hospital	21+ days	0-6 days	21+ days	21+ days	0-6 days	Independent
Prime Health	21+ days	7-14 days	21+ days	21+ days	21+ days	Health System
ProMedica	21+ days	7-14 days	15-21 days	21+ days	0-6 days	Health System
Scheurer Hospital	21+ days	0-6 days	21+ days	21+ days	21+ days	Independent
Schoolcraft Memorial Hospital	21+ days	21+ days	21+ days	21+ days	21+ days	Independent
Sheridan Community Hospital	21+ days	0-6 days	21+ days	21+ days	0-6 days	Independent
Sparrow Health System	21+ days	21+ days	21+ days	21+ days	0-6 days	Health System
Spectrum	21+ days	21+ days	7-14 days	21+ days	21+ days	Health System
Straith Hospital	21+ days	7-14 days	21+ days	21+ days	21+ days	Independent
Sturgis Hospital	21+ days	21+ days	21+ days	21+ days	21+ days	Independent
Three Rivers Health	0-6 days	7-14 days	21+ days	21+ days	0-6 days	Independent
Trinity	21+ days	15-21 days	21+ days	21+ days	7-14 days	Health System
UP Health	21+ days	21+ days	21+ days	21+ days	21+ days	Health System
War Memorial Hospital	21+ days	21+ days	21+ days	21+ days	21+ days	Independent

## Patient Census as of 08/17/2020

Health System/Hospital	COVID-19 Patients	COVID-19 Patients in ICU	Bed Occupancy %
Ascension	76	18	
Aspirus	3	0	32.90%
Baraga County Memorial Hospital	0	0	53.30%
Beaumont	162	31	62.60%
Bronson	12	3	64.50%
Covenant	15	9	64.00%
Deckerville Community Hospital	0	0	0.00%
Detroit Medical Center	20	7	60.70%
Dickinson Memorial Health Care System	1	2	38.80%
Eaton Rapids Medical Center	0	0	15.00%
Harbor Beach Community Hospital	0	0	20.00%
Helen Newberry Joy Hospital	0	0	30.30%
Henry Ford Health System	110	25	71.10%
Q Hills and Dales General Hospital	0	0	28.60% 
Hillsdale Hospital	1	1	25.50%
Holland Community Hospital	4	0	56.50%
Hurley Medical Center	1	1	78.00%
Kalkaska Memorial Health Center	0	0	12.50%
Mackinac Straits Hospital	0	0	46.70%
Marlette Regional Hospital	0	0	36.00%
McKenzie Memorial Hospital	0	0	8.00%
McLaren	69	18	72.40%
Memorial Healthcare	0	0	63.00%
Metro	3	0	57.70%
Michigan Medicine	6	4	56.30% 
MidMichigan Health	12	0	63.10%
Munising Memorial Hospital	0	0	7.10%
Munson Health System	6	5	59.10%
North Ottawa Community Hosp	0	0	25.70%

Health System/Hospital	COVID-19 Patients	COVID-19 Patients in ICU	Bed Occupancy %
Oaklawn Hospital	0	0	45.50%
OSF St. Francis Hospital	0	0	36.00%
Pontiac General Hospital	0	0	9.10%
Prime Health	2	0	72.00%
ProMedica	10	3	28.60%
Scheurer Hospital	0	0	21.20%
Schoolcraft Memorial Hospital	0	0	41.70%
Sheridan Community Hospital	0	0	0.00%
Sparrow Health System	18	6	50.60%
Spectrum	39	10	61.30%
Straith Hospital	0	0	20.80%
Sturgis Hospital	0	0	50.00%
Three Rivers Health	0	0	43.20%
Trinity	75	18	69.20%
UP Health	7	6	62.00%
War Memorial Hospital	1	2	22.70%
Grand Total	653	169	62.20%

The information is aggregated by health system for those hospitals that are part of a health system. This is because systems are centrally tracking and distributing personal protection equipment (PPE) amongst their various facilities and looking at patient surge and load from a system perspective. Non-system hospitals are identified as individual hospitals. The data reflects the status in health systems and hospitals 48 hours prior to the time that the data was posted to this website. This information has been compiled by the Michigan Health & Hospital Association (MHA) on behalf of the Michigan Department of Health & Human Services (MDHHS). The data is from the state of Michigan's EMResource data system. Hospitals are required to enter data into EMResource. The data reflects the status in the hospital or health system from the previous 48 hour period. **General Information: Tableau Dashboard of Health System/Hospital Data**

#### DATA DICTIONARY:

**PPE Days on Hand** - This is a calculation based on a number of factors including the amount of PPE, the number of COVID-19 patients, beds, industry standard usage and conservation techniques.

**COVID-19 Patients** - Confirmed positive patients, as well as patients who are currently pending and under investigation (PUI). This includes COVID-19 patients in the ICU.

**COVID-19 Patients in ICU** - Confirmed positive patients and suspected patients in intensive care unit (ICU).

**Bed Occupancy** - The percentage of staffed inpatient beds occupied by any patient regardless of COVID-19 status. This includes surge or overflow beds.

Q **NAVIGATION:**



There are three data tabs that display information:

**Dashboard** - PPE status and Patient Census for a specific health system or hospital

**Patient Census** - Patient census for all health systems/hospitals in Michigan

**PPE** - Personal protective equipment status for all health systems/hospitals in Michigan



●  
MICHIGAN.GOV HOME  
ADA  
MICHIGAN NEWS



**POLICIES**

**COPYRIGHT 2020 STATE OF MICHIGAN**

