



Western Michigan University  
ScholarWorks at WMU

---

Cumulative Michigan COVID-19 Data

Michigan COVID-19 State Data

---

6-21-2020

## 2020-06-21\_MichiganOverview\_COVIDstats

Michigan Department of Health & Human Services

Follow this and additional works at: <https://scholarworks.wmich.edu/michigan-covid-data-state-cumulative>



Part of the Public Health Commons

---

### WMU ScholarWorks Citation

Michigan Department of Health & Human Services, "2020-06-21\_MichiganOverview\_COVIDstats" (2020).  
*Cumulative Michigan COVID-19 Data*. 93.

<https://scholarworks.wmich.edu/michigan-covid-data-state-cumulative/93>

This Website is brought to you for free and open access  
by the Michigan COVID-19 State Data at ScholarWorks at  
WMU. It has been accepted for inclusion in Cumulative  
Michigan COVID-19 Data by an authorized administrator  
of ScholarWorks at WMU. For more information, please  
contact [wmu-scholarworks@wmich.edu](mailto:wmu-scholarworks@wmich.edu).



# Coronavirus

CORONAVIRUS / MICHIGAN DATA

## Michigan Data



### DATA ABOUT PLACES

### LONG TERM CARE FACILITIES

### CORONAVIRUS SYMPTOMS

### CUMULATIVE RECOVERED



CURRENT STATUS

DAILY CASES

CUMULATIVE TRENDS

DEMOGRAPHICS

TOTAL TESTING

DIAGNOSTIC TESTING

LEARN MORE

View Cases

View Deaths

View Table

Select Preparedness Region:

All

Select County:

All

This report is provisional and subject to change. City of Detroit and Wayne County are reported separately. MDHHS began tracking probable cases April 5, 2020. FCI indicates Michigan Department of Corrections. Diagnostic tests, including nucleic acid amplification/real-time polymerase chain reaction (NAAT/RT-PCR) and rapid virus antigen detection point of care (POC) tests, look for current infection. Serology (antibody) tests are used to look for the possibility of previous infection.

Source: Michigan Disease Surveillance System (MDSS) and Vital Records.

COVID-19 Cases by County

Confirmed cases include individuals with a positive diagnostic test for COVID-19. Probable cases include individuals with COVID-19 symptoms and an epidemiologic link to confirmed COVID-19, but no diagnostic test.

Cases by County

● 0

● 1-8

● 9-65

● 66-575

● 576-11831

● 11832+

Michigan

Sunday, June 21, 2020

Michigan (Statewide) Case Fatality Rate

9.5%

Current Totals

Case Status	Cases	Deaths
Confirmed	61,230	5,846
Probable	6,481	244
Total	67,711	6,090

Laboratory Testing

Test Type	Tests Performed
Diagnostic	923,961
Serology	141,941
Total	1,065,902

Microsoft Power BI

< 1 of 7 >

Q

X

Cases by Hispanic/Latino Ethnicity

Hispanic/Latino Ethnicity	Percentage of Overall Cases by Ethnicity	Percentage of Deceased Cases by Ethnicity
Hispanic/Latino	8%	2%
Non-Hispanic Latino	65%	83%
Unknown	27%	15%

Totals may not add to 100% due to rounding

https://www.michigan.gov/coronavirus/0,9753,7-406-98163\_98173---,00.html

2/3

**Cases by Arab Ethnicity**

<b>Arab Ethnicity</b>	<b>Percentage of Overall Cases by Ethnicity</b>	<b>Percentage of Deceased Cases by Ethnicity</b>
Arab	2%	1%
Non-Arab	40%	42%
Unknown	58%	56%

***Totals may not add to 100% due to rounding***

**PUBLIC USE DATASETS 6/21/2020**

(Downloadable .xlsx files)

**Cases and Deaths by County**

**Cases by County by Date**

**Cases by Demographics Statewide**

**COVID-19 Tests by County**

**Diagnostic Tests by Result and County**



**MICHIGAN.GOV HOME**  
**ADA**  
**MICHIGAN NEWS**  
**POLICIES**

**COPYRIGHT 2020 STATE OF MICHIGAN**



View Cases

View Deaths

View Table

Select Preparedness Region:

All

Select County:

All

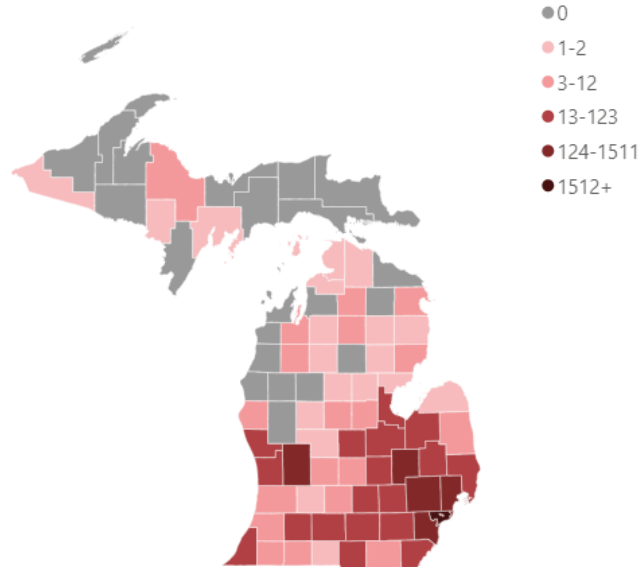
This report is provisional and subject to change. City of Detroit and Wayne County are reported separately. MDHHS began tracking probable cases April 5, 2020. FCI indicates federal correctional institute. MDOC indicates Michigan Department of Corrections. Diagnostic tests, including nucleic acid amplification/real-time polymerase chain reaction (NAAT/RT-PCR) and rapid virus antigen detection point of care (POC) tests, look for current infection. Serology (antibody) tests are used to look for the possibility of previous infection.

Source: Michigan Disease Surveillance System (MDSS) and Vital Records.

## COVID-19 Deaths by County

Confirmed deaths include individuals who had a confirmed COVID-19 infection and are classified as deceased by the case investigation, have COVID-19 indicated as a cause of death on their death certificate, or who die within 30 days of infection and their manner of death is listed as natural. Probable deaths include individuals who have COVID indicated on their death certificate, but have not had a positive diagnostic test.

### Deaths by County



## Michigan

Sunday, June 21, 2020

### Michigan (Statewide) Case Fatality Rate

9.5%

### Current Totals

Case Status	Cases	Deaths
Confirmed	61,230	5,846
Probable	6,481	244
<b>Total</b>	<b>67,711</b>	<b>6,090</b>

### Laboratory Testing

Test Type	Tests Performed
Diagnostic	923,961
Serology	141,941
<b>Total</b>	<b>1,065,902</b>

Confirmed Cases

Deaths

View Table

Select Preparedness Region:

All

Select County:

All

Cases are shown by onset date or by lab specimen collection date if onset date was unavailable. Deaths are shown by date of death or date of last status update if date of death was unavailable. Tracking of probable cases and deaths did not begin until April 5, 2020, therefore only probable cases referred for investigation on or after April 5, 2020 are displayed (onset may have been prior).

Notes: FCI indicates federal correctional institute. MDOC indicates Michigan Department of Corrections.

## Daily Cases by Status

The number of daily confirmed cases represent the total number of people who had a positive diagnostic test for COVID-19 by the date of the onset of their symptoms.

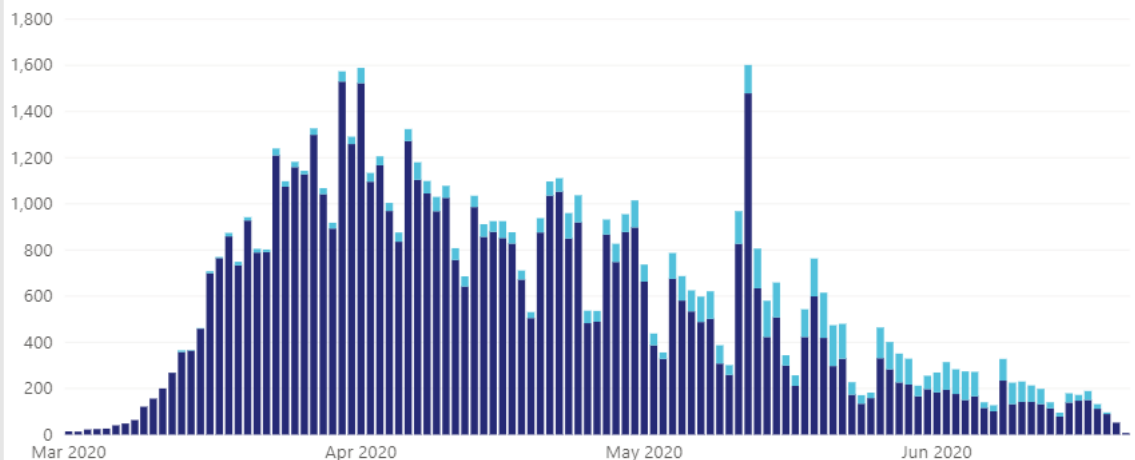
Filter by Date:

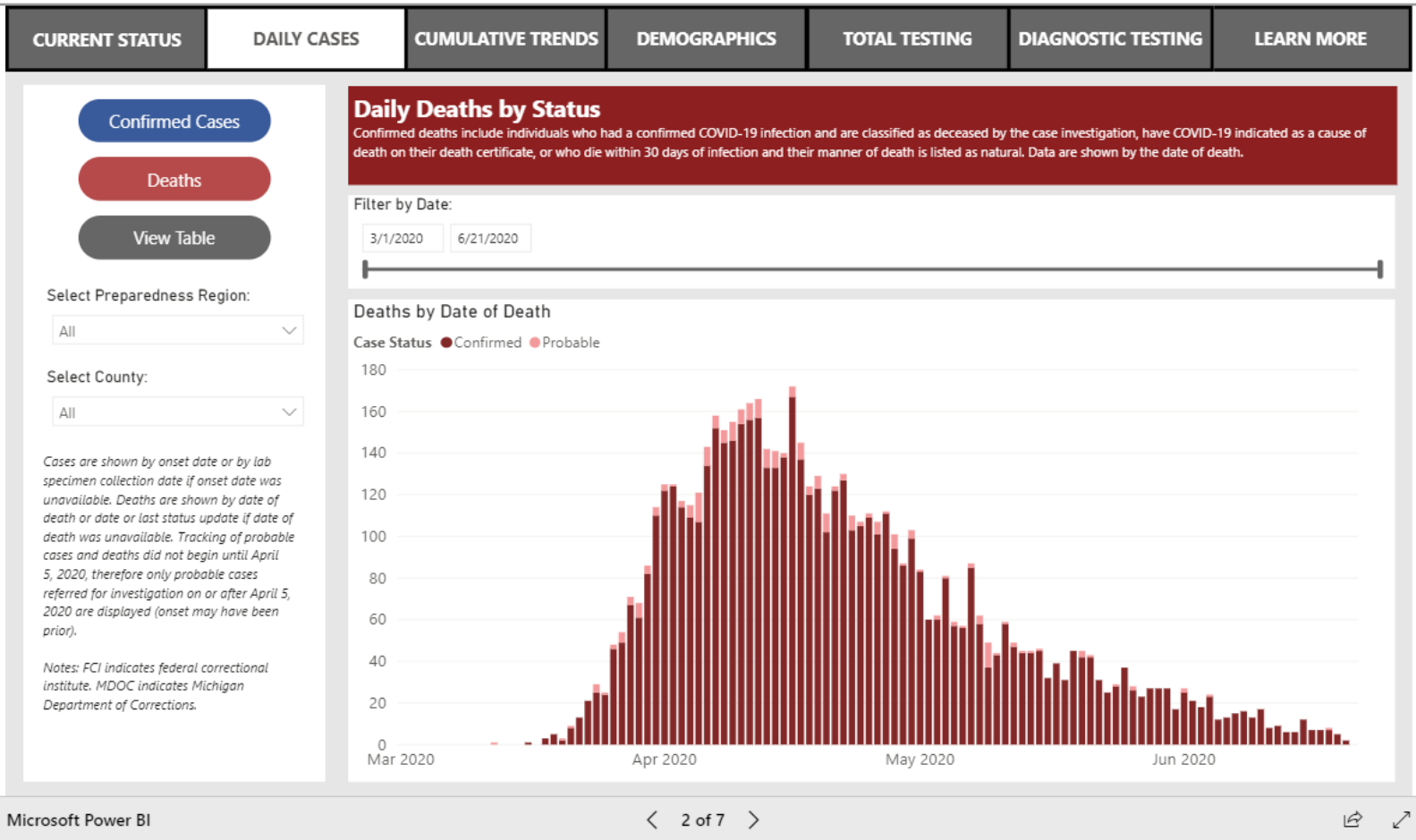
3/1/2020

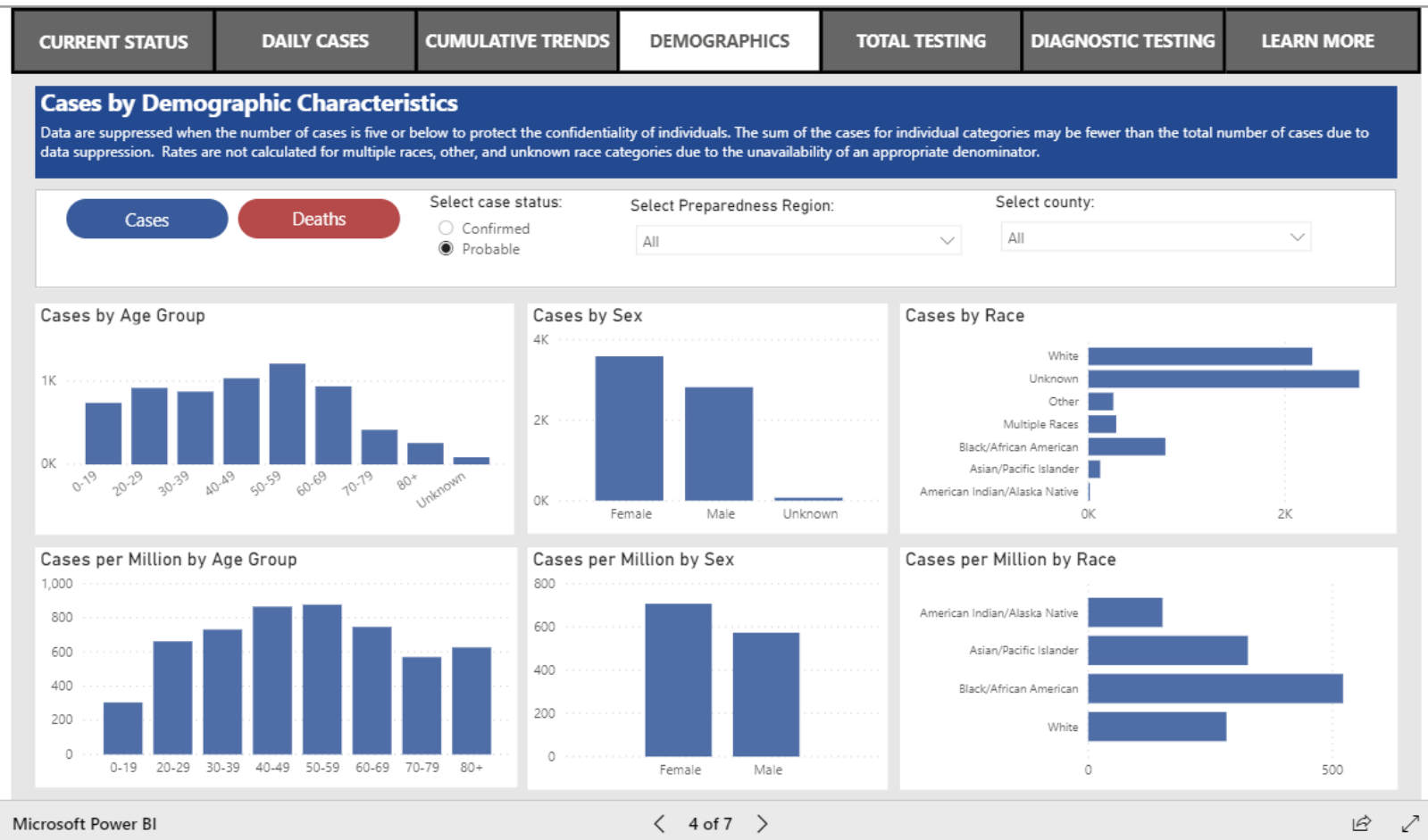
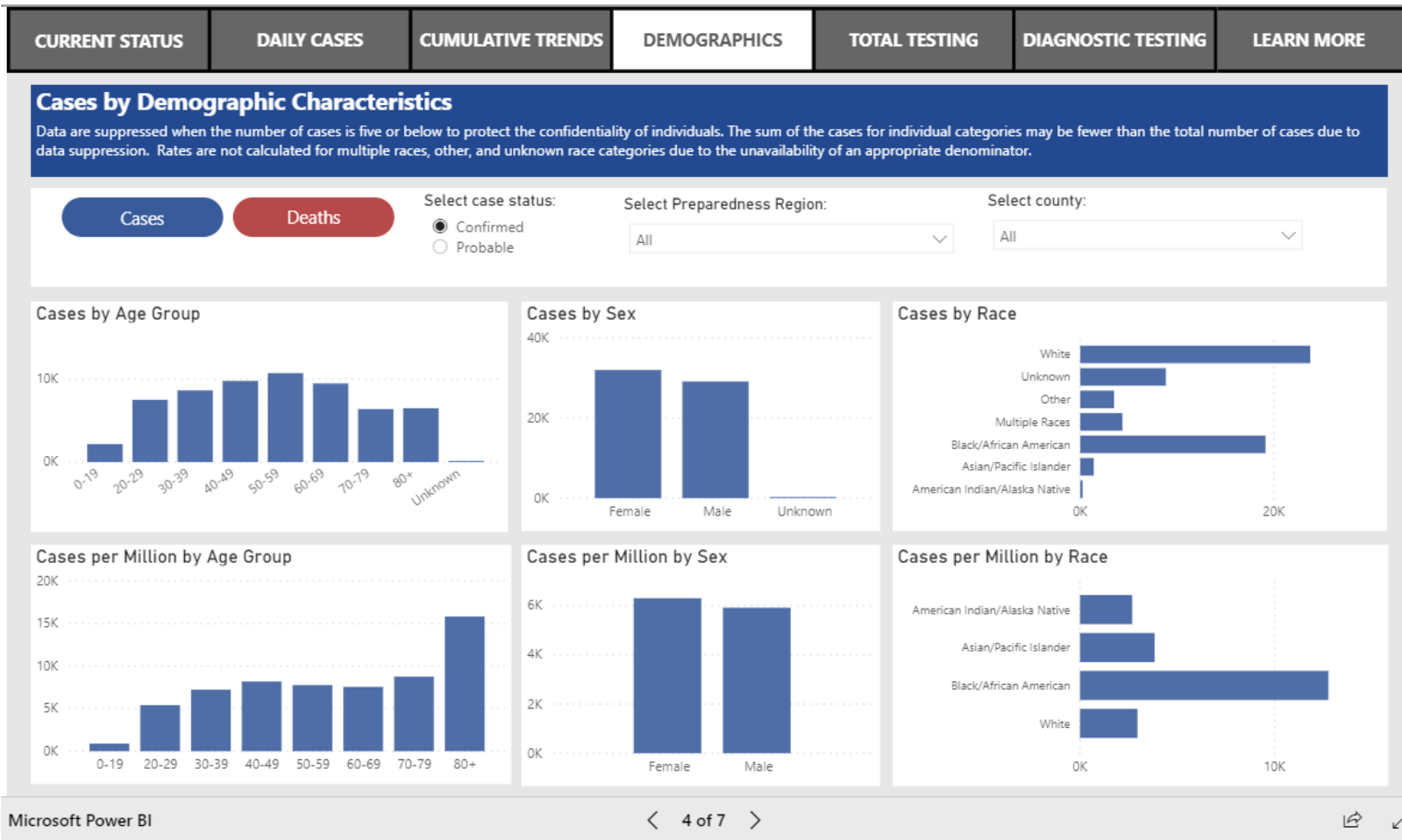
6/21/2020

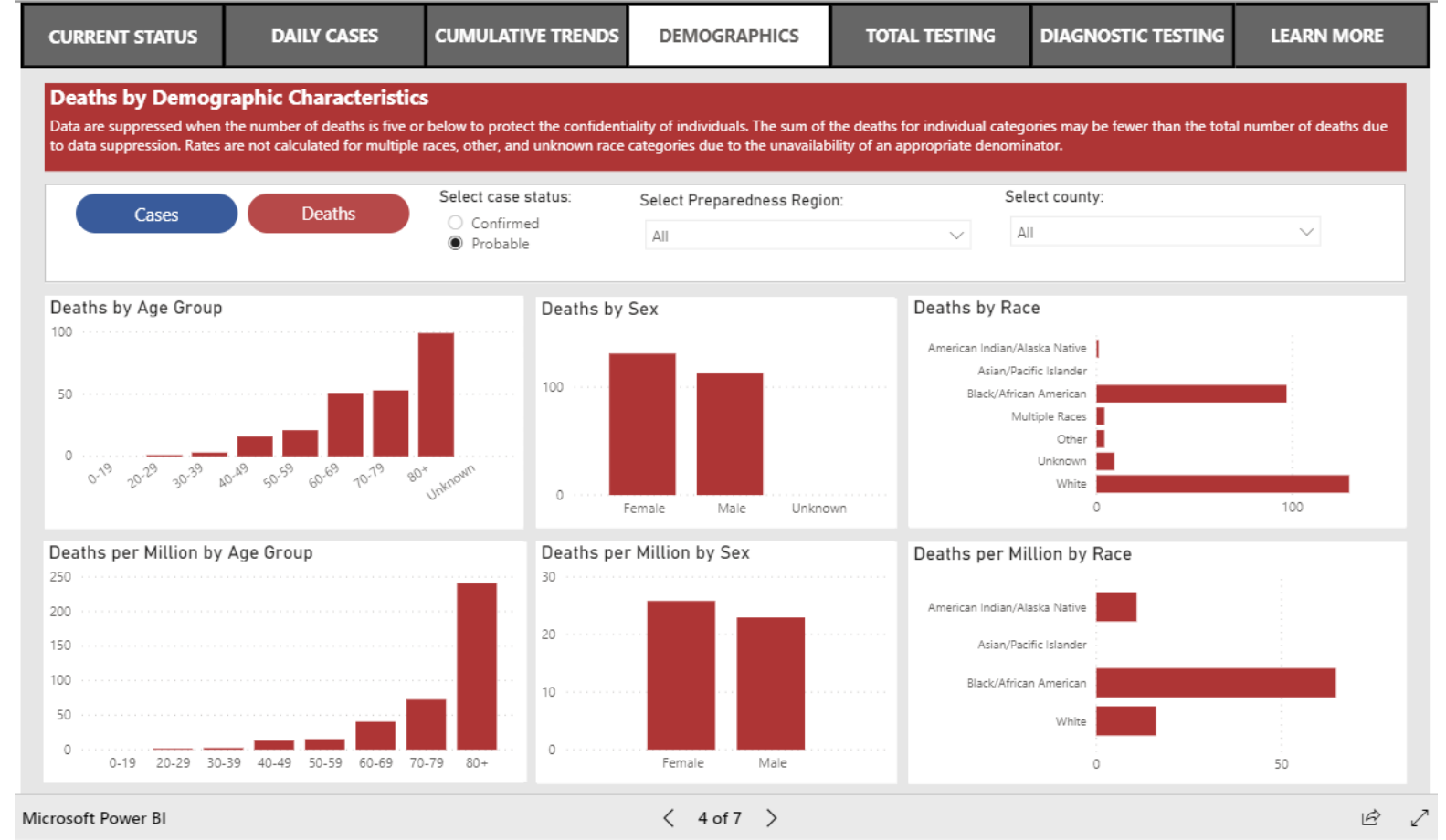
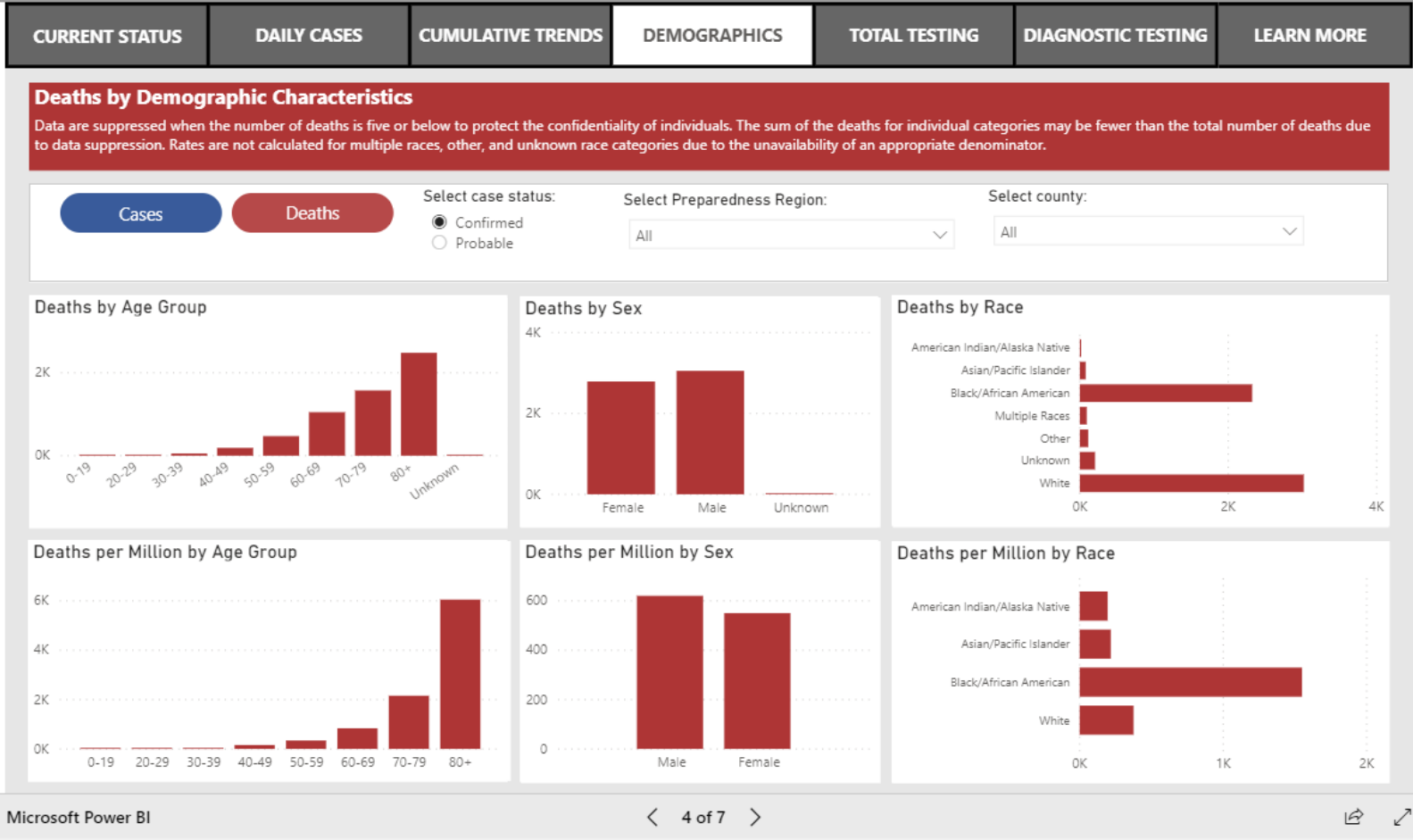
### Cases by Date of Onset

Case Status ● Confirmed ● Probable

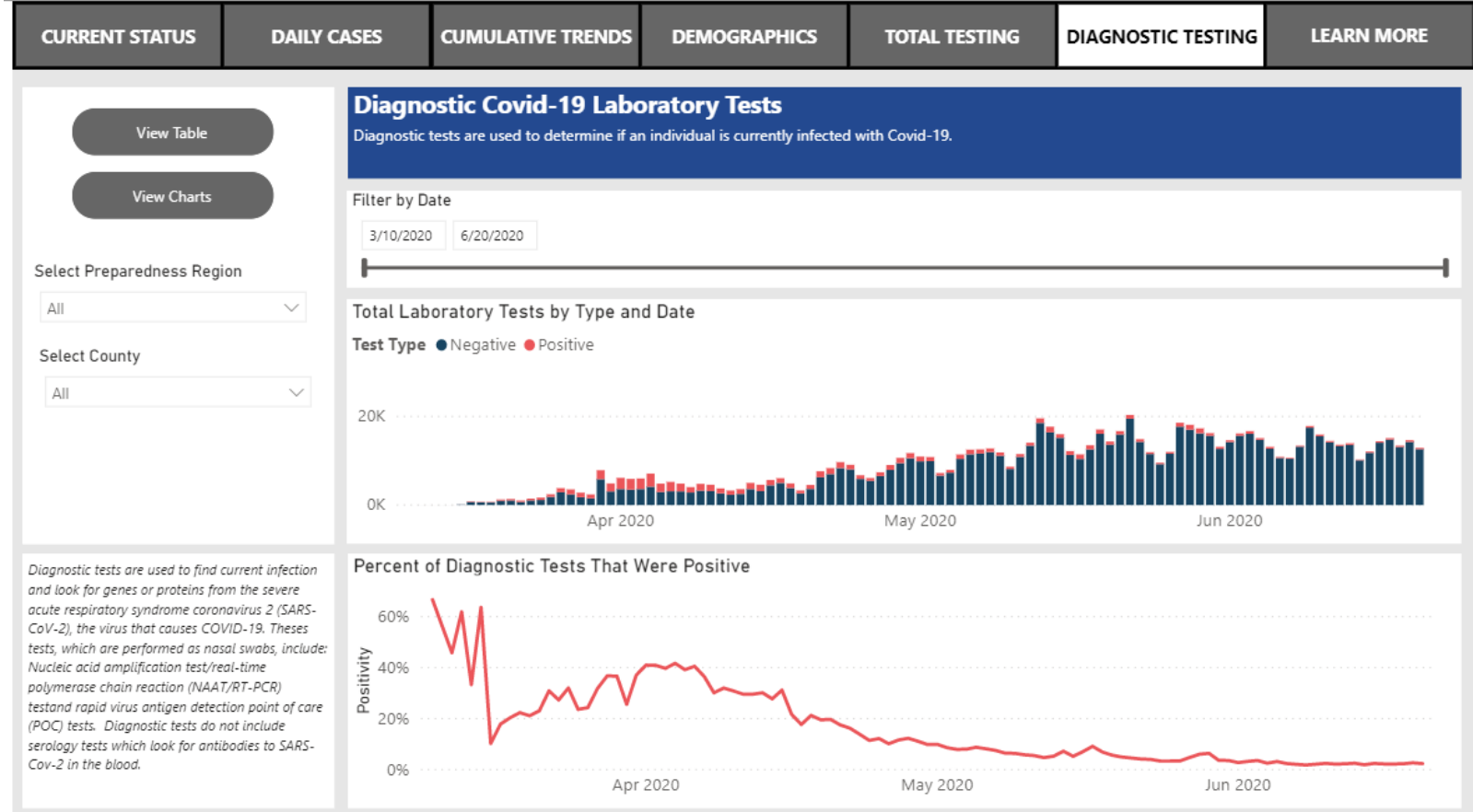
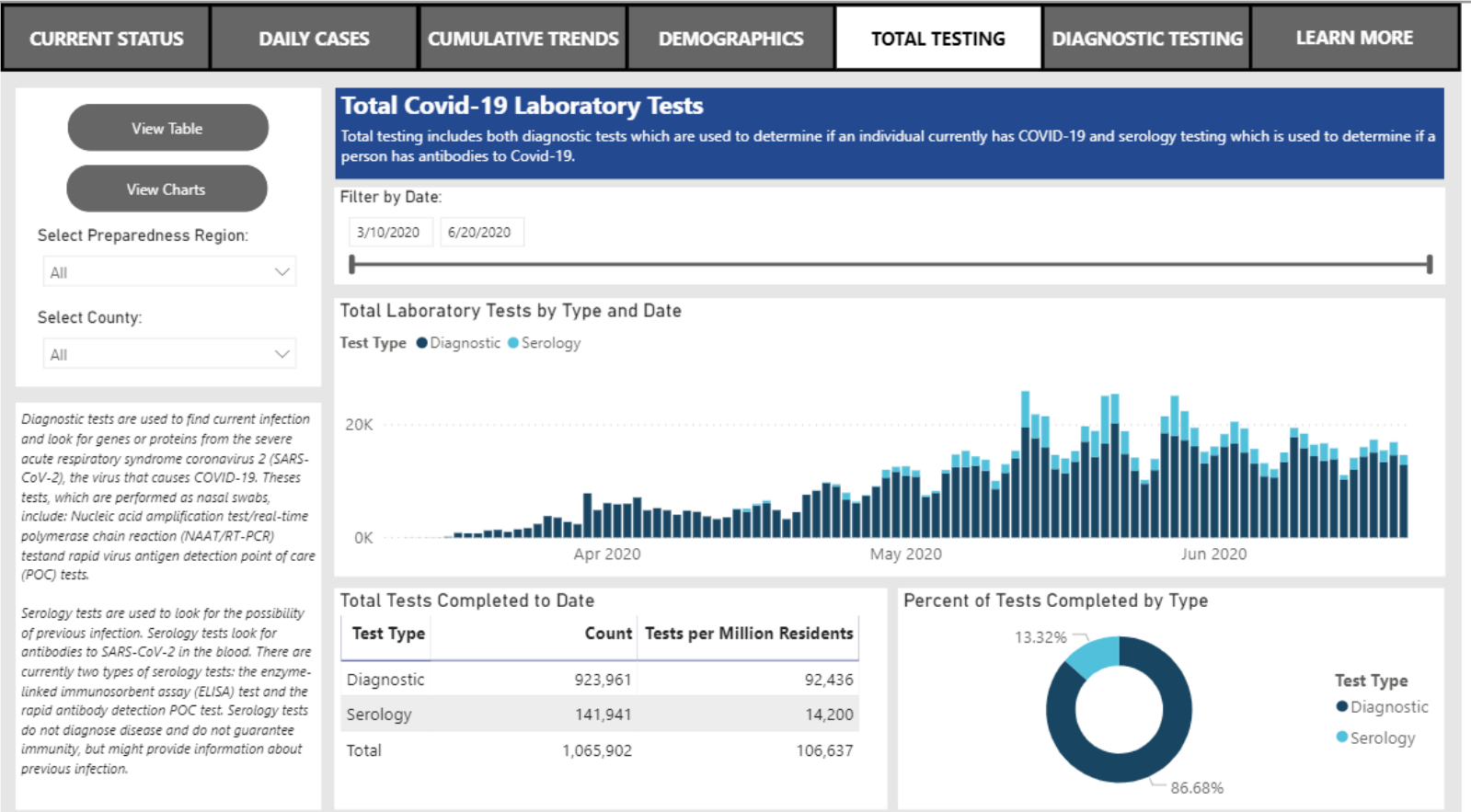












CURRENT STATUS

DAILY CASES

CUMULATIVE TRENDS

DEMOGRAPHICS

TOTAL TESTING

DIAGNOSTIC TESTING

LEARN MORE

**Where does the data come from?**

The State of Michigan COVID-19 Dashboard displays the most recent provisional data reported to the Michigan Department of Health and Humans Services (MDHHS) about cases in Michigan by selected demographics and county of residence (City of Detroit and Wayne County are reported separately). Data are reported to MDHHS via the [Michigan Disease Surveillance System \(MDSS\)](#). Provisional Death data are provided by the MDHHS Division for [Vital Records & Health Statistics](#).

**How does MDHHS classify confirmed and probable cases?**

Confirmed cases only include individuals who have had a positive diagnostic laboratory test for COVID-19. Probable cases include individuals who have symptoms consistent with COVID-19 and an epidemiologic link to a confirmed case or a positive serology (antibody) test, but do not have a positive diagnostic laboratory test for COVID-19 and individuals with a positive serology (antibody) test for COVID-19 and an epidemiologic link to a confirmed case.

**How does MDHHS classify confirmed and probable deaths?**

Confirmed deaths include individuals who meet one or more of the following conditions: 1) Have been identified as a confirmed case and classified as deceased as a result of a case investigation in the Michigan Disease Surveillance System (MDSS). MDSS is the database used by state and local health department to monitor reportable diseases like COVID-19; 2) have been identified as a confirmed case in MDSS had have a death certificate with COVID-19 listed as a cause of death; 3) have been identified as a confirmed case in MDSS and die within 30 days of onset of COVID-19 infection and have a death certificate which classifies their manner death as 'natural'. Probable deaths include individuals who have COVID indicated as a cause of death on their death certificate but have not had a positive diagnostic laboratory test.

**Why do the number of probable cases fluctuate?**

The number of probable cases can change daily based on the investigation efforts of the health department. When a probable case is first reported, local and/or state health department staff investigate to determine if the person meets the case definition of probable. As additional information is gathered, the case could be re-classified to confirmed, remain as probable, or be determined as not a case.

**Why do data in the demographics tab not sum to the total number of cases for a county or region?**



Data are not shown whenever the number of cases for a particular demographic category is fewer than six to protect the confidentiality of individuals. Rates are not calculated for other, multiple, and unknown race because an appropriate population denominator is not available for these categories at the county level.

**Where can I get more information about COVID-19?**

Visit <https://www.michigan.gov/coronavirus> to find information on resources and assistance, answers to frequently asked questions, and the latest updates on Michigan's response to COVID-19. For COVID-19 updates from CDC visit <https://www.cdc.gov/coronavirus/2019-ncov>.

Microsoft Power BI

< 7 of 7 >



# Cumulative Total of Recovered COVID-19 Cases

Cumulative Total of Recovered COVID-19 Cases (as of 6/19/2020): **49,290**

**Note on recovery:** During this response, MDHHS is reviewing vital records statistics to identify any laboratory confirmed COVID-19 cases who are 30 days out from their onset of illness to represent recovery status. As the pandemic continues to impact Michigan, this pool will expand to include more cases. Recovered is defined as the number of persons with a confirmed COVID-19 diagnosis who are alive 30 days post-onset (or referral date if onset is not available). The number of persons recovered on June 19, 2020 represents COVID-19 confirmed individuals with an onset date on or prior to May 20, 2020. If an individual dies from a COVID-related cause >30 days from onset/referral, they are removed from the number of persons recovered. These numbers will be updated every Saturday.

**Source:** Michigan Disease Surveillance System and Vital Records

# **CASES AND DEATHS BY COUNTY 2020-06-21**

Updated	COUNTY	ConfirmedCases	ConfirmedDeaths	ProbableCases	ProbableDeaths
2020/06/21 12:37:39	Alcona	18	1	3	0
2020/06/21 12:37:39	Alger	2	0		
2020/06/21 12:37:39	Allegan	257	6	42	0
2020/06/21 12:37:39	Alpena	104	11	11	0
2020/06/21 12:37:39	Antrim	15	0	1	0
2020/06/21 12:37:39	Arenac	34	2	4	0
2020/06/21 12:37:39	Baraga	1	0		
2020/06/21 12:37:39	Barry	74	2	20	0
2020/06/21 12:37:39	Bay	340	28	38	1
2020/06/21 12:37:39	Benzie	5	0		
2020/06/21 12:37:39	Berrien	692	60	160	0
2020/06/21 12:37:39	Branch	236	2	14	0
2020/06/21 12:37:39	Calhoun	450	30	54	1
2020/06/21 12:37:39	Cass	109	4	13	0
2020/06/21 12:37:39	Charlevoix	17	2	5	0
2020/06/21 12:37:39	Cheboygan	21	2	5	0
2020/06/21 12:37:39	Chippewa	2	0	1	0
2020/06/21 12:37:39	Clare	26	2	1	0
2020/06/21 12:37:39	Clinton	156	11	45	0
2020/06/21 12:37:39	Crawford	62	5	4	0
2020/06/21 12:37:39	Delta	18	2	3	0
2020/06/21 12:37:39	Dickinson	6	2	1	0
2020/06/21 12:37:39	Eaton	203	7	66	0
2020/06/21 12:37:39	Emmet	21	2	5	0
2020/06/21 12:37:39	Genesee	2117	259	514	25
2020/06/21 12:37:39	Gladwin	23	1		
2020/06/21 12:37:39	Gogebic	6	1		
2020/06/21 12:37:39	Grand Traverse	37	5	1	0
2020/06/21 12:37:39	Gratiot	82	13	11	0
2020/06/21 12:37:39	Hillsdale	171	25	12	0
2020/06/21 12:37:39	Houghton	9	0		
2020/06/21 12:37:39	Huron	55	1	8	0
2020/06/21 12:37:39	Ingham	804	29	41	0
2020/06/21 12:37:39	Ionia	169	4	21	0
2020/06/21 12:37:39	Iosco	96	9	15	1
2020/06/21 12:37:39	Iron	4	0		
2020/06/21 12:37:39	Isabella	91	8	21	0
2020/06/21 12:37:39	Jackson	468	29	21	1
2020/06/21 12:37:39	Kalamazoo	935	64	61	1
2020/06/21 12:37:39	Kalkaska	19	2	11	0
2020/06/21 12:37:39	Kent	4210	121	380	3
2020/06/21 12:37:39	Keweenaw	1	0		
2020/06/21 12:37:39	Lake	6	0	1	0
2020/06/21 12:37:39	Lapeer	205	30	39	1
2020/06/21 12:37:39	Leelanau	12	0		
2020/06/21 12:37:39	Lenawee	164	6	35	0
2020/06/21 12:37:39	Livingston	425	27	114	1

2020/06/21 12:37:39	Luce	3	0		
2020/06/21 12:37:39	Mackinac	8	0		
2020/06/21 12:37:39	Macomb	6978	862	174	37
2020/06/21 12:37:39	Manistee	14	0	1	0
2020/06/21 12:37:39	Marquette	62	11		
2020/06/21 12:37:39	Mason	35	0	6	0
2020/06/21 12:37:39	Mecosta	26	2	3	0
2020/06/21 12:37:39	Menominee	9	0		
2020/06/21 12:37:39	Midland	117	9	42	0
2020/06/21 12:37:39	Missaukee	18	1	6	0
2020/06/21 12:37:39	Monroe	502	20	74	1
2020/06/21 12:37:39	Montcalm	76	1	7	0
2020/06/21 12:37:39	Montmorency	5	0		
2020/06/21 12:37:39	Muskegon	771	49	13	0
2020/06/21 12:37:39	Newaygo	134	0	5	0
2020/06/21 12:37:39	Oakland	8667	1036	3018	41
2020/06/21 12:37:39	Oceana	166	3	10	0
2020/06/21 12:37:39	Ogemaw	23	2	9	0
2020/06/21 12:37:39	Osceola	21	0	6	0
2020/06/21 12:37:39	Oscoda	6	1	3	0
2020/06/21 12:37:39	Otsego	103	10	18	0
2020/06/21 12:37:39	Ottawa	897	46	68	5
2020/06/21 12:37:39	Presque Isle	12	0		
2020/06/21 12:37:39	Roscommon	22	0	4	0
2020/06/21 12:37:39	Saginaw	1160	117	33	3
2020/06/21 12:37:39	Sanilac	42	5	1	1
2020/06/21 12:37:39	Schoolcraft	4	0		
2020/06/21 12:37:39	Shiawassee	242	26	23	1
2020/06/21 12:37:39	St Clair	463	47	62	1
2020/06/21 12:37:39	St Joseph	205	3	14	0
2020/06/21 12:37:39	Tuscola	213	26	33	0
2020/06/21 12:37:39	Van Buren	192	6	24	1
2020/06/21 12:37:39	Washtenaw	1408	103	207	0
2020/06/21 12:37:39	Wayne	9948	1141	359	34
2020/06/21 12:37:39	Wexford	15	3	3	0
2020/06/21 12:37:39	MDOC	4081	68	2	0
2020/06/21 12:37:39	FCI	168	5		
2020/06/21 12:37:39	Out-of-State	53	0		
2020/06/21 12:37:39	Unknown	2	0		
2020/06/21 12:37:39	Detroit City	11381	1428	451	84

# **CASES BY DEMOGRAPHICS STATEWIDE 2020-06-21**

CASE_STATUS	AgeCat	RaceCat	SEX	Cases	Deaths
Confirmed	0-19	American Indian/Alaska Native	Female	8	0
Confirmed	20-29	American Indian/Alaska Native	Female	17	0
Confirmed	30-39	American Indian/Alaska Native	Female	12	0
Confirmed	40-49	American Indian/Alaska Native	Female	26	0
Confirmed	50-59	American Indian/Alaska Native	Female	31	0
Confirmed	60-69	American Indian/Alaska Native	Female	15	Suppressed
Confirmed	70-79	American Indian/Alaska Native	Female	12	Suppressed
Confirmed	80+	American Indian/Alaska Native	Female	Suppressed	Suppressed
Confirmed	Unknown	American Indian/Alaska Native	Female	0	0
Confirmed	0-19	Asian/Pacific Islander	Female	31	0
Confirmed	20-29	Asian/Pacific Islander	Female	94	0
Confirmed	30-39	Asian/Pacific Islander	Female	148	0
Confirmed	40-49	Asian/Pacific Islander	Female	148	0
Confirmed	50-59	Asian/Pacific Islander	Female	128	Suppressed
Confirmed	60-69	Asian/Pacific Islander	Female	82	Suppressed
Confirmed	70-79	Asian/Pacific Islander	Female	39	10
Confirmed	80+	Asian/Pacific Islander	Female	50	21
Confirmed	Unknown	Asian/Pacific Islander	Female	0	0
Confirmed	0-19	Black/African American	Female	292	Suppressed
Confirmed	20-29	Black/African American	Female	1249	Suppressed
Confirmed	30-39	Black/African American	Female	1481	8
Confirmed	40-49	Black/African American	Female	1700	50
Confirmed	50-59	Black/African American	Female	1739	99
Confirmed	60-69	Black/African American	Female	1666	214
Confirmed	70-79	Black/African American	Female	1144	288
Confirmed	80+	Black/African American	Female	931	383
Confirmed	Unknown	Black/African American	Female	0	0
Confirmed	0-19	Multiple Races	Female	78	0
Confirmed	20-29	Multiple Races	Female	361	0
Confirmed	30-39	Multiple Races	Female	402	0
Confirmed	40-49	Multiple Races	Female	505	Suppressed
Confirmed	50-59	Multiple Races	Female	544	Suppressed
Confirmed	60-69	Multiple Races	Female	330	Suppressed
Confirmed	70-79	Multiple Races	Female	145	10
Confirmed	80+	Multiple Races	Female	158	19
Confirmed	Unknown	Multiple Races	Female	Suppressed	0
Confirmed	0-19	Other	Female	165	0
Confirmed	20-29	Other	Female	343	0
Confirmed	30-39	Other	Female	318	Suppressed
Confirmed	40-49	Other	Female	325	Suppressed
Confirmed	50-59	Other	Female	223	Suppressed
Confirmed	60-69	Other	Female	157	12
Confirmed	70-79	Other	Female	83	14
Confirmed	80+	Other	Female	85	17
Confirmed	Unknown	Other	Female	0	0
Confirmed	0-19	Unknown	Female	162	0
Confirmed	20-29	Unknown	Female	515	Suppressed

Confirmed	30-39	Unknown	Female	578	0
Confirmed	40-49	Unknown	Female	757	Suppressed
Confirmed	50-59	Unknown	Female	762	Suppressed
Confirmed	60-69	Unknown	Female	644	16
Confirmed	70-79	Unknown	Female	395	24
Confirmed	80+	Unknown	Female	466	47
Confirmed	Unknown	Unknown	Female	0	0
Confirmed	0-19	White	Female	330	0
Confirmed	20-29	White	Female	1519	Suppressed
Confirmed	30-39	White	Female	1502	6
Confirmed	40-49	White	Female	1608	17
Confirmed	50-59	White	Female	1907	59
Confirmed	60-69	White	Female	1648	147
Confirmed	70-79	White	Female	1371	337
Confirmed	80+	White	Female	2517	944
Confirmed	Unknown	White	Female	Suppressed	0
Confirmed	0-19	American Indian/Alaska Native	Male	Suppressed	0
Confirmed	20-29	American Indian/Alaska Native	Male	9	0
Confirmed	30-39	American Indian/Alaska Native	Male	21	0
Confirmed	40-49	American Indian/Alaska Native	Male	26	0
Confirmed	50-59	American Indian/Alaska Native	Male	24	Suppressed
Confirmed	60-69	American Indian/Alaska Native	Male	21	Suppressed
Confirmed	70-79	American Indian/Alaska Native	Male	13	6
Confirmed	80+	American Indian/Alaska Native	Male	Suppressed	Suppressed
Confirmed	Unknown	American Indian/Alaska Native	Male	0	0
Confirmed	0-19	Asian/Pacific Islander	Male	37	0
Confirmed	20-29	Asian/Pacific Islander	Male	114	0
Confirmed	30-39	Asian/Pacific Islander	Male	136	0
Confirmed	40-49	Asian/Pacific Islander	Male	130	Suppressed
Confirmed	50-59	Asian/Pacific Islander	Male	109	Suppressed
Confirmed	60-69	Asian/Pacific Islander	Male	79	12
Confirmed	70-79	Asian/Pacific Islander	Male	39	11
Confirmed	80+	Asian/Pacific Islander	Male	32	16
Confirmed	Unknown	Asian/Pacific Islander	Male	0	0
Confirmed	0-19	Black/African American	Male	237	Suppressed
Confirmed	20-29	Black/African American	Male	891	6
Confirmed	30-39	Black/African American	Male	1151	25
Confirmed	40-49	Black/African American	Male	1395	66
Confirmed	50-59	Black/African American	Male	1742	175
Confirmed	60-69	Black/African American	Male	1769	322
Confirmed	70-79	Black/African American	Male	1177	389
Confirmed	80+	Black/African American	Male	561	289
Confirmed	Unknown	Black/African American	Male	Suppressed	Suppressed
Confirmed	0-19	Multiple Races	Male	81	0
Confirmed	20-29	Multiple Races	Male	243	Suppressed
Confirmed	30-39	Multiple Races	Male	278	0
Confirmed	40-49	Multiple Races	Male	350	Suppressed
Confirmed	50-59	Multiple Races	Male	381	Suppressed
Confirmed	60-69	Multiple Races	Male	282	18
Confirmed	70-79	Multiple Races	Male	148	14

Confirmed	80+	Multiple Races	Male	71	16
Confirmed	Unknown	Multiple Races	Male	0	0
Confirmed	0-19	Other	Male	198	0
Confirmed	20-29	Other	Male	329	Suppressed
Confirmed	30-39	Other	Male	363	Suppressed
Confirmed	40-49	Other	Male	344	Suppressed
Confirmed	50-59	Other	Male	257	6
Confirmed	60-69	Other	Male	166	21
Confirmed	70-79	Other	Male	94	17
Confirmed	80+	Other	Male	41	11
Confirmed	Unknown	Other	Male	0	0
Confirmed	0-19	Unknown	Male	204	0
Confirmed	20-29	Unknown	Male	558	Suppressed
Confirmed	30-39	Unknown	Male	718	Suppressed
Confirmed	40-49	Unknown	Male	816	9
Confirmed	50-59	Unknown	Male	875	8
Confirmed	60-69	Unknown	Male	678	22
Confirmed	70-79	Unknown	Male	349	26
Confirmed	80+	Unknown	Male	233	39
Confirmed	Unknown	Unknown	Male	8	0
Confirmed	0-19	White	Male	319	0
Confirmed	20-29	White	Male	1250	Suppressed
Confirmed	30-39	White	Male	1515	9
Confirmed	40-49	White	Male	1639	33
Confirmed	50-59	White	Male	1986	104
Confirmed	60-69	White	Male	1928	252
Confirmed	70-79	White	Male	1366	426
Confirmed	80+	White	Male	1313	677
Confirmed	Unknown	White	Male	Suppressed	0
Confirmed	0-19	American Indian/Alaska Native	Unknown	0	0
Confirmed	20-29	American Indian/Alaska Native	Unknown	0	0
Confirmed	30-39	American Indian/Alaska Native	Unknown	0	0
Confirmed	40-49	American Indian/Alaska Native	Unknown	0	0
Confirmed	50-59	American Indian/Alaska Native	Unknown	0	0
Confirmed	60-69	American Indian/Alaska Native	Unknown	0	0
Confirmed	70-79	American Indian/Alaska Native	Unknown	0	0
Confirmed	80+	American Indian/Alaska Native	Unknown	0	0
Confirmed	Unknown	American Indian/Alaska Native	Unknown	0	0
Confirmed	0-19	Asian/Pacific Islander	Unknown	0	0
Confirmed	20-29	Asian/Pacific Islander	Unknown	0	0
Confirmed	30-39	Asian/Pacific Islander	Unknown	Suppressed	0
Confirmed	40-49	Asian/Pacific Islander	Unknown	0	0
Confirmed	50-59	Asian/Pacific Islander	Unknown	0	0
Confirmed	60-69	Asian/Pacific Islander	Unknown	0	0
Confirmed	70-79	Asian/Pacific Islander	Unknown	0	0
Confirmed	80+	Asian/Pacific Islander	Unknown	0	0
Confirmed	Unknown	Asian/Pacific Islander	Unknown	0	0
Confirmed	0-19	Black/African American	Unknown	0	0
Confirmed	20-29	Black/African American	Unknown	Suppressed	0
Confirmed	30-39	Black/African American	Unknown	Suppressed	0

Confirmed	40-49	Black/African American	Unknown	0	0
Confirmed	50-59	Black/African American	Unknown	Suppressed	0
Confirmed	60-69	Black/African American	Unknown	Suppressed	0
Confirmed	70-79	Black/African American	Unknown	Suppressed	0
Confirmed	80+	Black/African American	Unknown	Suppressed	0
Confirmed	Unknown	Black/African American	Unknown	Suppressed	0
Confirmed	0-19	Multiple Races	Unknown	Suppressed	0
Confirmed	20-29	Multiple Races	Unknown	Suppressed	0
Confirmed	30-39	Multiple Races	Unknown	Suppressed	0
Confirmed	40-49	Multiple Races	Unknown	0	0
Confirmed	50-59	Multiple Races	Unknown	Suppressed	0
Confirmed	60-69	Multiple Races	Unknown	Suppressed	0
Confirmed	70-79	Multiple Races	Unknown	0	0
Confirmed	80+	Multiple Races	Unknown	0	0
Confirmed	Unknown	Multiple Races	Unknown	0	0
Confirmed	0-19	Other	Unknown	Suppressed	0
Confirmed	20-29	Other	Unknown	0	0
Confirmed	30-39	Other	Unknown	Suppressed	0
Confirmed	40-49	Other	Unknown	Suppressed	0
Confirmed	50-59	Other	Unknown	Suppressed	0
Confirmed	60-69	Other	Unknown	0	0
Confirmed	70-79	Other	Unknown	0	0
Confirmed	80+	Other	Unknown	0	0
Confirmed	Unknown	Other	Unknown	0	0
Confirmed	0-19	Unknown	Unknown	12	0
Confirmed	20-29	Unknown	Unknown	12	0
Confirmed	30-39	Unknown	Unknown	17	0
Confirmed	40-49	Unknown	Unknown	19	0
Confirmed	50-59	Unknown	Unknown	18	0
Confirmed	60-69	Unknown	Unknown	15	0
Confirmed	70-79	Unknown	Unknown	8	0
Confirmed	80+	Unknown	Unknown	22	Suppressed
Confirmed	Unknown	Unknown	Unknown	Suppressed	0
Confirmed	0-19	White	Unknown	Suppressed	0
Confirmed	20-29	White	Unknown	Suppressed	0
Confirmed	30-39	White	Unknown	Suppressed	0
Confirmed	40-49	White	Unknown	Suppressed	0
Confirmed	50-59	White	Unknown	0	0
Confirmed	60-69	White	Unknown	Suppressed	0
Confirmed	70-79	White	Unknown	Suppressed	0
Confirmed	80+	White	Unknown	Suppressed	0
Confirmed	Unknown	White	Unknown	0	0
Probable	0-19	American Indian/Alaska Native	Female	0	0
Probable	20-29	American Indian/Alaska Native	Female	Suppressed	0
Probable	30-39	American Indian/Alaska Native	Female	Suppressed	0
Probable	40-49	American Indian/Alaska Native	Female	Suppressed	0
Probable	50-59	American Indian/Alaska Native	Female	Suppressed	0
Probable	60-69	American Indian/Alaska Native	Female	Suppressed	0
Probable	70-79	American Indian/Alaska Native	Female	Suppressed	0
Probable	80+	American Indian/Alaska Native	Female	0	0



Probable	Unknown	American Indian/Alaska Native	Female	0	0
Probable	0-19	Asian/Pacific Islander	Female	14	0
Probable	20-29	Asian/Pacific Islander	Female	15	0
Probable	30-39	Asian/Pacific Islander	Female	15	0
Probable	40-49	Asian/Pacific Islander	Female	Suppressed	0
Probable	50-59	Asian/Pacific Islander	Female	10	0
Probable	60-69	Asian/Pacific Islander	Female	6	0
Probable	70-79	Asian/Pacific Islander	Female	Suppressed	0
Probable	80+	Asian/Pacific Islander	Female	0	0
Probable	Unknown	Asian/Pacific Islander	Female	Suppressed	0
Probable	0-19	Black/African American	Female	40	0
Probable	20-29	Black/African American	Female	72	0
Probable	30-39	Black/African American	Female	58	0
Probable	40-49	Black/African American	Female	78	Suppressed
Probable	50-59	Black/African American	Female	76	6
Probable	60-69	Black/African American	Female	82	10
Probable	70-79	Black/African American	Female	36	8
Probable	80+	Black/African American	Female	27	18
Probable	Unknown	Black/African American	Female	Suppressed	0
Probable	0-19	Multiple Races	Female	11	0
Probable	20-29	Multiple Races	Female	30	0
Probable	30-39	Multiple Races	Female	11	0
Probable	40-49	Multiple Races	Female	32	0
Probable	50-59	Multiple Races	Female	33	0
Probable	60-69	Multiple Races	Female	21	0
Probable	70-79	Multiple Races	Female	7	0
Probable	80+	Multiple Races	Female	Suppressed	Suppressed
Probable	Unknown	Multiple Races	Female	0	0
Probable	0-19	Other	Female	32	0
Probable	20-29	Other	Female	18	0
Probable	30-39	Other	Female	24	0
Probable	40-49	Other	Female	24	0
Probable	50-59	Other	Female	16	Suppressed
Probable	60-69	Other	Female	9	Suppressed
Probable	70-79	Other	Female	6	0
Probable	80+	Other	Female	0	0
Probable	Unknown	Other	Female	Suppressed	0
Probable	0-19	Unknown	Female	106	0
Probable	20-29	Unknown	Female	203	0
Probable	30-39	Unknown	Female	200	0
Probable	40-49	Unknown	Female	286	0
Probable	50-59	Unknown	Female	290	0
Probable	60-69	Unknown	Female	245	Suppressed
Probable	70-79	Unknown	Female	98	0
Probable	80+	Unknown	Female	61	Suppressed
Probable	Unknown	Unknown	Female	17	0
Probable	0-19	White	Female	142	0
Probable	20-29	White	Female	191	0
Probable	30-39	White	Female	161	0
Probable	40-49	White	Female	172	Suppressed

Probable	50-59	White	Female	255	Suppressed
Probable	60-69	White	Female	166	14
Probable	70-79	White	Female	91	17
Probable	80+	White	Female	70	39
Probable	Unknown	White	Female	7	0
Probable	0-19	American Indian/Alaska Native	Male	0	0
Probable	20-29	American Indian/Alaska Native	Male	0	0
Probable	30-39	American Indian/Alaska Native	Male	0	0
Probable	40-49	American Indian/Alaska Native	Male	Suppressed	0
Probable	50-59	American Indian/Alaska Native	Male	Suppressed	0
Probable	60-69	American Indian/Alaska Native	Male	Suppressed	0
Probable	70-79	American Indian/Alaska Native	Male	0	0
Probable	80+	American Indian/Alaska Native	Male	Suppressed	Suppressed
Probable	Unknown	American Indian/Alaska Native	Male	0	0
Probable	0-19	Asian/Pacific Islander	Male	11	0
Probable	20-29	Asian/Pacific Islander	Male	12	0
Probable	30-39	Asian/Pacific Islander	Male	15	0
Probable	40-49	Asian/Pacific Islander	Male	Suppressed	0
Probable	50-59	Asian/Pacific Islander	Male	7	0
Probable	60-69	Asian/Pacific Islander	Male	Suppressed	0
Probable	70-79	Asian/Pacific Islander	Male	0	0
Probable	80+	Asian/Pacific Islander	Male	0	0
Probable	Unknown	Asian/Pacific Islander	Male	0	0
Probable	0-19	Black/African American	Male	34	0
Probable	20-29	Black/African American	Male	37	0
Probable	30-39	Black/African American	Male	33	0
Probable	40-49	Black/African American	Male	42	7
Probable	50-59	Black/African American	Male	61	6
Probable	60-69	Black/African American	Male	59	12
Probable	70-79	Black/African American	Male	31	18
Probable	80+	Black/African American	Male	10	9
Probable	Unknown	Black/African American	Male	Suppressed	0
Probable	0-19	Multiple Races	Male	21	0
Probable	20-29	Multiple Races	Male	17	0
Probable	30-39	Multiple Races	Male	22	0
Probable	40-49	Multiple Races	Male	27	0
Probable	50-59	Multiple Races	Male	22	0
Probable	60-69	Multiple Races	Male	14	0
Probable	70-79	Multiple Races	Male	6	0
Probable	80+	Multiple Races	Male	Suppressed	Suppressed
Probable	Unknown	Multiple Races	Male	Suppressed	0
Probable	0-19	Other	Male	32	0
Probable	20-29	Other	Male	30	0
Probable	30-39	Other	Male	13	0
Probable	40-49	Other	Male	17	0
Probable	50-59	Other	Male	9	0
Probable	60-69	Other	Male	13	Suppressed
Probable	70-79	Other	Male	Suppressed	Suppressed
Probable	80+	Other	Male	Suppressed	0
Probable	Unknown	Other	Male	Suppressed	0

Probable	0-19	Unknown	Male	112	0
Probable	20-29	Unknown	Male	148	0
Probable	30-39	Unknown	Male	182	Suppressed
Probable	40-49	Unknown	Male	198	Suppressed
Probable	50-59	Unknown	Male	237	0
Probable	60-69	Unknown	Male	184	0
Probable	70-79	Unknown	Male	82	Suppressed
Probable	80+	Unknown	Male	31	Suppressed
Probable	Unknown	Unknown	Male	11	0
Probable	0-19	White	Male	180	0
Probable	20-29	White	Male	142	Suppressed
Probable	30-39	White	Male	139	Suppressed
Probable	40-49	White	Male	139	Suppressed
Probable	50-59	White	Male	187	Suppressed
Probable	60-69	White	Male	128	11
Probable	70-79	White	Male	51	8
Probable	80+	White	Male	46	24
Probable	Unknown	White	Male	Suppressed	0
Probable	0-19	American Indian/Alaska Native	Unknown	0	0
Probable	20-29	American Indian/Alaska Native	Unknown	0	0
Probable	30-39	American Indian/Alaska Native	Unknown	0	0
Probable	40-49	American Indian/Alaska Native	Unknown	0	0
Probable	50-59	American Indian/Alaska Native	Unknown	0	0
Probable	60-69	American Indian/Alaska Native	Unknown	0	0
Probable	70-79	American Indian/Alaska Native	Unknown	0	0
Probable	80+	American Indian/Alaska Native	Unknown	0	0
Probable	Unknown	American Indian/Alaska Native	Unknown	0	0
Probable	0-19	Asian/Pacific Islander	Unknown	0	0
Probable	20-29	Asian/Pacific Islander	Unknown	0	0
Probable	30-39	Asian/Pacific Islander	Unknown	0	0
Probable	40-49	Asian/Pacific Islander	Unknown	0	0
Probable	50-59	Asian/Pacific Islander	Unknown	0	0
Probable	60-69	Asian/Pacific Islander	Unknown	0	0
Probable	70-79	Asian/Pacific Islander	Unknown	0	0
Probable	80+	Asian/Pacific Islander	Unknown	0	0
Probable	Unknown	Asian/Pacific Islander	Unknown	0	0
Probable	0-19	Black/African American	Unknown	0	0
Probable	20-29	Black/African American	Unknown	0	0
Probable	30-39	Black/African American	Unknown	0	0
Probable	40-49	Black/African American	Unknown	0	0
Probable	50-59	Black/African American	Unknown	0	0
Probable	60-69	Black/African American	Unknown	0	0
Probable	70-79	Black/African American	Unknown	0	0
Probable	80+	Black/African American	Unknown	0	0
Probable	Unknown	Black/African American	Unknown	0	0
Probable	0-19	Multiple Races	Unknown	0	0
Probable	20-29	Multiple Races	Unknown	Suppressed	0
Probable	30-39	Multiple Races	Unknown	Suppressed	0
Probable	40-49	Multiple Races	Unknown	0	0
Probable	50-59	Multiple Races	Unknown	0	0

Probable	60-69	Multiple Races	Unknown	Suppressed	0
Probable	70-79	Multiple Races	Unknown	0	0
Probable	80+	Multiple Races	Unknown	0	0
Probable	Unknown	Multiple Races	Unknown	0	0
Probable	0-19	Other	Unknown	0	0
Probable	20-29	Other	Unknown	0	0
Probable	30-39	Other	Unknown	0	0
Probable	40-49	Other	Unknown	0	0
Probable	50-59	Other	Unknown	0	0
Probable	60-69	Other	Unknown	0	0
Probable	70-79	Other	Unknown	0	0
Probable	80+	Other	Unknown	0	0
Probable	Unknown	Other	Unknown	0	0
Probable	0-19	Unknown	Unknown	Suppressed	0
Probable	20-29	Unknown	Unknown	Suppressed	0
Probable	30-39	Unknown	Unknown	Suppressed	0
Probable	40-49	Unknown	Unknown	6	0
Probable	50-59	Unknown	Unknown	Suppressed	0
Probable	60-69	Unknown	Unknown	6	0
Probable	70-79	Unknown	Unknown	Suppressed	0
Probable	80+	Unknown	Unknown	Suppressed	0
Probable	Unknown	Unknown	Unknown	36	0
Probable	0-19	White	Unknown	Suppressed	0
Probable	20-29	White	Unknown	0	0
Probable	30-39	White	Unknown	0	0
Probable	40-49	White	Unknown	Suppressed	0
Probable	50-59	White	Unknown	Suppressed	0
Probable	60-69	White	Unknown	0	0
Probable	70-79	White	Unknown	0	0
Probable	80+	White	Unknown	Suppressed	0
Probable	Unknown	White	Unknown	0	0

# COVID-19 TESTS BY COUNTY 2020-06-21

Updated	COUNTY	TestType	Count	RatePerMillion
2020/06/21 12:37:41	Alcona	Diagnostic	543	52403
2020/06/21 12:37:41	Alcona	Serology	21	2027
2020/06/21 12:37:41	Alcona	Total	564	54430
2020/06/21 12:37:41	Alger	Diagnostic	252	27701
2020/06/21 12:37:41	Alger	Serology	48	5276
2020/06/21 12:37:41	Alger	Total	300	32978
2020/06/21 12:37:41	Allegan	Diagnostic	7099	60506
2020/06/21 12:37:41	Allegan	Serology	311	2651
2020/06/21 12:37:41	Allegan	Total	7410	63157
2020/06/21 12:37:41	Alpena	Diagnostic	832	29337
2020/06/21 12:37:41	Alpena	Serology	71	2504
2020/06/21 12:37:41	Alpena	Total	903	31841
2020/06/21 12:37:41	Antrim	Diagnostic	829	35480
2020/06/21 12:37:41	Antrim	Serology	51	2183
2020/06/21 12:37:41	Antrim	Total	880	37663
2020/06/21 12:37:41	Arenac	Diagnostic	1039	69078
2020/06/21 12:37:41	Arenac	Serology	54	3590
2020/06/21 12:37:41	Arenac	Total	1093	72668
2020/06/21 12:37:41	Baraga	Diagnostic	291	34976
2020/06/21 12:37:41	Baraga	Serology	11	1322
2020/06/21 12:37:41	Baraga	Total	302	36298
2020/06/21 12:37:41	Barry	Diagnostic	2984	48792
2020/06/21 12:37:41	Barry	Serology	223	3646
2020/06/21 12:37:41	Barry	Total	3207	52439
2020/06/21 12:37:41	Bay	Serology	492	4734
2020/06/21 12:37:41	Bay	Diagnostic	7778	74844
2020/06/21 12:37:41	Bay	Total	8270	79578
2020/06/21 12:37:41	Benzie	Diagnostic	651	36670
2020/06/21 12:37:41	Benzie	Serology	19	1070
2020/06/21 12:37:41	Benzie	Total	670	37740
2020/06/21 12:37:41	Berrien	Diagnostic	16116	104554
2020/06/21 12:37:41	Berrien	Serology	981	6364
2020/06/21 12:37:41	Berrien	Total	17097	110918
2020/06/21 12:37:41	Branch	Diagnostic	1647	37756
2020/06/21 12:37:41	Branch	Serology	71	1628
2020/06/21 12:37:41	Branch	Total	1718	39384
2020/06/21 12:37:41	Calhoun	Diagnostic	11324	84201
2020/06/21 12:37:41	Calhoun	Serology	355	2640
2020/06/21 12:37:41	Calhoun	Total	11679	86841
2020/06/21 12:37:41	Cass	Diagnostic	2073	40133
2020/06/21 12:37:41	Cass	Serology	94	1820
2020/06/21 12:37:41	Cass	Total	2167	41953
2020/06/21 12:37:41	Charlevoix	Diagnostic	1118	42600
2020/06/21 12:37:41	Charlevoix	Serology	240	9145
2020/06/21 12:37:41	Charlevoix	Total	1358	51745
2020/06/21 12:37:41	Cheboygan	Diagnostic	1041	40963
2020/06/21 12:37:41	Cheboygan	Serology	104	4092

2020/06/21 12:37:41 Cheboygan	Total	1145	45056
2020/06/21 12:37:41 Chippewa	Diagnostic	695	18525
2020/06/21 12:37:41 Chippewa	Serology	70	1866
2020/06/21 12:37:41 Chippewa	Total	765	20391
2020/06/21 12:37:41 Clare	Serology	91	2959
2020/06/21 12:37:41 Clare	Diagnostic	1470	47794
2020/06/21 12:37:41 Clare	Total	1561	50753
2020/06/21 12:37:41 Clinton	Serology	1403	17685
2020/06/21 12:37:41 Clinton	Diagnostic	4456	56169
2020/06/21 12:37:41 Clinton	Total	5859	73854
2020/06/21 12:37:41 Correctional	Serology	6635	
2020/06/21 12:37:41 Correctional	Diagnostic	48199	
2020/06/21 12:37:41 Correctional	Total	54834	
2020/06/21 12:37:41 Crawford	Diagnostic	620	44601
2020/06/21 12:37:41 Crawford	Serology	34	2446
2020/06/21 12:37:41 Crawford	Total	654	47047
2020/06/21 12:37:41 Delta	Diagnostic	1496	41721
2020/06/21 12:37:41 Delta	Serology	115	3207
2020/06/21 12:37:41 Delta	Total	1611	44928
2020/06/21 12:37:41 Detroit City	Serology	6879	10586
2020/06/21 12:37:41 Detroit City	Diagnostic	108282	166638
2020/06/21 12:37:41 Detroit City	Total	115161	177224
2020/06/21 12:37:41 Dickinson	Diagnostic	656	25844
2020/06/21 12:37:41 Dickinson	Serology	36	1418
2020/06/21 12:37:41 Dickinson	Total	692	27262
2020/06/21 12:37:41 Eaton	Serology	2051	18675
2020/06/21 12:37:41 Eaton	Diagnostic	9931	90425
2020/06/21 12:37:41 Eaton	Total	11982	109100
2020/06/21 12:37:41 Emmet	Diagnostic	1550	46535
2020/06/21 12:37:41 Emmet	Serology	533	16002
2020/06/21 12:37:41 Emmet	Total	2083	62538
2020/06/21 12:37:41 Genesee	Serology	6066	14908
2020/06/21 12:37:41 Genesee	Diagnostic	24568	60380
2020/06/21 12:37:41 Genesee	Total	30634	75288
2020/06/21 12:37:41 Gladwin	Diagnostic	1536	60623
2020/06/21 12:37:41 Gladwin	Serology	70	2763
2020/06/21 12:37:41 Gladwin	Total	1606	63386
2020/06/21 12:37:41 Gogebic	Diagnostic	758	50212
2020/06/21 12:37:41 Gogebic	Serology	17	1126
2020/06/21 12:37:41 Gogebic	Total	775	51338
2020/06/21 12:37:41 Grand Traverse	Serology	192	2074
2020/06/21 12:37:41 Grand Traverse	Diagnostic	4576	49431
2020/06/21 12:37:41 Grand Traverse	Total	4768	51505
2020/06/21 12:37:41 Gratiot	Diagnostic	2643	65100
2020/06/21 12:37:41 Gratiot	Serology	209	5148
2020/06/21 12:37:41 Gratiot	Total	2852	70248
2020/06/21 12:37:41 Hillsdale	Diagnostic	2691	58821
2020/06/21 12:37:41 Hillsdale	Serology	113	2470
2020/06/21 12:37:41 Hillsdale	Total	2804	61291
2020/06/21 12:37:41 Houghton	Diagnostic	1134	31310

2020/06/21 12:37:41 Houghton	Serology	47	1298
2020/06/21 12:37:41 Houghton	Total	1181	32607
2020/06/21 12:37:41 Huron	Diagnostic	1769	56761
2020/06/21 12:37:41 Huron	Serology	110	3529
2020/06/21 12:37:41 Huron	Total	1879	60290
2020/06/21 12:37:41 Ingham	Serology	6181	21115
2020/06/21 12:37:41 Ingham	Diagnostic	26707	91233
2020/06/21 12:37:41 Ingham	Total	32888	112347
2020/06/21 12:37:41 Ionia	Diagnostic	4602	71671
2020/06/21 12:37:41 Ionia	Serology	552	8597
2020/06/21 12:37:41 Ionia	Total	5154	80268
2020/06/21 12:37:41 Iosco	Diagnostic	2024	80699
2020/06/21 12:37:41 Iosco	Serology	46	1834
2020/06/21 12:37:41 Iosco	Total	2070	82533
2020/06/21 12:37:41 Iron	Diagnostic	578	51992
2020/06/21 12:37:41 Iron	Serology	6	540
2020/06/21 12:37:41 Iron	Total	584	52532
2020/06/21 12:37:41 Isabella	Diagnostic	2243	31788
2020/06/21 12:37:41 Isabella	Serology	229	3245
2020/06/21 12:37:41 Isabella	Total	2472	35033
2020/06/21 12:37:41 Jackson	Diagnostic	12626	79497
2020/06/21 12:37:41 Jackson	Serology	861	5421
2020/06/21 12:37:41 Jackson	Total	13487	84918
2020/06/21 12:37:41 Kalamazoo	Serology	1127	4255
2020/06/21 12:37:41 Kalamazoo	Diagnostic	16525	62389
2020/06/21 12:37:41 Kalamazoo	Total	17652	66644
2020/06/21 12:37:41 Kalkaska	Diagnostic	809	45388
2020/06/21 12:37:41 Kalkaska	Serology	13	729
2020/06/21 12:37:41 Kalkaska	Total	822	46118
2020/06/21 12:37:41 Kent	Serology	4678	7155
2020/06/21 12:37:41 Kent	Diagnostic	53820	82321
2020/06/21 12:37:41 Kent	Total	58498	89476
2020/06/21 12:37:41 Keweenaw	Diagnostic	101	47799
2020/06/21 12:37:41 Keweenaw	Serology	5	2366
2020/06/21 12:37:41 Keweenaw	Total	106	50166
2020/06/21 12:37:41 Lake	Diagnostic	1012	85178
2020/06/21 12:37:41 Lake	Serology	45	3788
2020/06/21 12:37:41 Lake	Total	1057	88966
2020/06/21 12:37:41 Lapeer	Serology	837	9508
2020/06/21 12:37:41 Lapeer	Diagnostic	4103	46610
2020/06/21 12:37:41 Lapeer	Total	4940	56119
2020/06/21 12:37:41 Leelanau	Serology	39	1792
2020/06/21 12:37:41 Leelanau	Diagnostic	651	29912
2020/06/21 12:37:41 Leelanau	Total	690	31704
2020/06/21 12:37:41 Lenawee	Diagnostic	4184	42578
2020/06/21 12:37:41 Lenawee	Serology	406	4132
2020/06/21 12:37:41 Lenawee	Total	4590	46710
2020/06/21 12:37:41 Livingston	Serology	2408	12593
2020/06/21 12:37:41 Livingston	Diagnostic	12971	67831
2020/06/21 12:37:41 Livingston	Total	15379	80424

2020/06/21 12:37:41 Luce	Diagnostic	189	30081
2020/06/21 12:37:41 Luce	Serology	11	1751
2020/06/21 12:37:41 Luce	Total	200	31832
2020/06/21 12:37:41 Mackinac	Diagnostic	328	30407
2020/06/21 12:37:41 Mackinac	Serology	29	2688
2020/06/21 12:37:41 Mackinac	Total	357	33095
2020/06/21 12:37:41 Macomb	Serology	15222	17401
2020/06/21 12:37:41 Macomb	Diagnostic	67374	77020
2020/06/21 12:37:41 Macomb	Total	82596	94421
2020/06/21 12:37:41 Manistee	Serology	62	2528
2020/06/21 12:37:41 Manistee	Diagnostic	609	24829
2020/06/21 12:37:41 Manistee	Total	671	27356
2020/06/21 12:37:41 Marquette	Diagnostic	5832	87678
2020/06/21 12:37:41 Marquette	Serology	594	8930
2020/06/21 12:37:41 Marquette	Total	6426	96608
2020/06/21 12:37:41 Mason	Diagnostic	2274	78144
2020/06/21 12:37:41 Mason	Serology	93	3196
2020/06/21 12:37:41 Mason	Total	2367	81340
2020/06/21 12:37:41 Mecosta	Diagnostic	2328	53462
2020/06/21 12:37:41 Mecosta	Serology	133	3054
2020/06/21 12:37:41 Mecosta	Total	2461	56516
2020/06/21 12:37:41 Menominee	Diagnostic	462	20102
2020/06/21 12:37:41 Menominee	Serology	18	783
2020/06/21 12:37:41 Menominee	Total	480	20885
2020/06/21 12:37:41 Midland	Diagnostic	5217	62698
2020/06/21 12:37:41 Midland	Serology	386	4639
2020/06/21 12:37:41 Midland	Total	5603	67336
2020/06/21 12:37:41 Missaukee	Diagnostic	524	34672
2020/06/21 12:37:41 Missaukee	Serology	42	2779
2020/06/21 12:37:41 Missaukee	Total	566	37451
2020/06/21 12:37:41 Monroe	Serology	1617	10749
2020/06/21 12:37:41 Monroe	Diagnostic	7805	51881
2020/06/21 12:37:41 Monroe	Total	9422	62630
2020/06/21 12:37:41 Montcalm	Diagnostic	4137	64673
2020/06/21 12:37:41 Montcalm	Serology	411	6425
2020/06/21 12:37:41 Montcalm	Total	4548	71098
2020/06/21 12:37:41 Montmorency	Serology	33	3562
2020/06/21 12:37:41 Montmorency	Diagnostic	390	42094
2020/06/21 12:37:41 Montmorency	Total	423	45656
2020/06/21 12:37:41 Muskegon	Diagnostic	16506	95087
2020/06/21 12:37:41 Muskegon	Serology	404	2327
2020/06/21 12:37:41 Muskegon	Total	16910	97415
2020/06/21 12:37:41 Newaygo	Diagnostic	3516	71914
2020/06/21 12:37:41 Newaygo	Serology	236	4827
2020/06/21 12:37:41 Newaygo	Total	3752	76741
2020/06/21 12:37:41 Oakland	Serology	33213	26376
2020/06/21 12:37:41 Oakland	Diagnostic	92615	73551
2020/06/21 12:37:41 Oakland	Total	125828	99927
2020/06/21 12:37:41 Oceana	Diagnostic	2697	101296
2020/06/21 12:37:41 Oceana	Serology	90	3380



2020/06/21 12:37:41 Oceana	Total	2787	104676
2020/06/21 12:37:41 Ogemaw	Diagnostic	806	38469
2020/06/21 12:37:41 Ogemaw	Serology	33	1575
2020/06/21 12:37:41 Ogemaw	Total	839	40044
2020/06/21 12:37:41 Ontonagon	Diagnostic	411	70923
2020/06/21 12:37:41 Ontonagon	Serology	6	1035
2020/06/21 12:37:41 Ontonagon	Total	417	71959
2020/06/21 12:37:41 Osceola	Diagnostic	1678	71891
2020/06/21 12:37:41 Osceola	Serology	67	2870
2020/06/21 12:37:41 Osceola	Total	1745	74761
2020/06/21 12:37:41 Oscoda	Diagnostic	238	28758
2020/06/21 12:37:41 Oscoda	Serology	7	846
2020/06/21 12:37:41 Oscoda	Total	245	29604
2020/06/21 12:37:41 Otsego	Diagnostic	1008	40868
2020/06/21 12:37:41 Otsego	Serology	173	7014
2020/06/21 12:37:41 Otsego	Total	1181	47882
2020/06/21 12:37:41 Ottawa	Diagnostic	23841	82071
2020/06/21 12:37:41 Ottawa	Serology	1442	4964
2020/06/21 12:37:41 Ottawa	Total	25283	87034
2020/06/21 12:37:41 Presque Isle	Serology	61	4789
2020/06/21 12:37:41 Presque Isle	Diagnostic	454	35641
2020/06/21 12:37:41 Presque Isle	Total	515	40430
2020/06/21 12:37:41 Roscommon	Diagnostic	952	39859
2020/06/21 12:37:41 Roscommon	Serology	137	5736
2020/06/21 12:37:41 Roscommon	Total	1089	45595
2020/06/21 12:37:41 Saginaw	Diagnostic	18080	94759
2020/06/21 12:37:41 Saginaw	Serology	609	3192
2020/06/21 12:37:41 Saginaw	Total	18689	97951
2020/06/21 12:37:41 Sanilac	Diagnostic	1978	48031
2020/06/21 12:37:41 Sanilac	Serology	201	4881
2020/06/21 12:37:41 Sanilac	Total	2179	52911
2020/06/21 12:37:41 Schoolcraft	Diagnostic	406	50322
2020/06/21 12:37:41 Schoolcraft	Serology	26	3223
2020/06/21 12:37:41 Schoolcraft	Total	432	53545
2020/06/21 12:37:41 Shiawassee	Diagnostic	2634	38626
2020/06/21 12:37:41 Shiawassee	Serology	646	9473
2020/06/21 12:37:41 Shiawassee	Total	3280	48099
2020/06/21 12:37:41 St Clair	Diagnostic	9337	58599
2020/06/21 12:37:41 St Clair	Serology	2550	16004
2020/06/21 12:37:41 St Clair	Total	11887	74603
2020/06/21 12:37:41 St Joseph	Serology	206	3375
2020/06/21 12:37:41 St Joseph	Diagnostic	2938	48130
2020/06/21 12:37:41 St Joseph	Total	3144	51505
2020/06/21 12:37:41 Tuscola	Diagnostic	4076	77614
2020/06/21 12:37:41 Tuscola	Serology	261	4970
2020/06/21 12:37:41 Tuscola	Total	4337	82584
2020/06/21 12:37:41 Unknown	Diagnostic	79927	
2020/06/21 12:37:41 Unknown	Serology	11250	
2020/06/21 12:37:41 Unknown	Total	91177	
2020/06/21 12:37:41 Van Buren	Serology	236	3128

2020/06/21 12:37:41 Van Buren	Diagnostic	5032	66695
2020/06/21 12:37:41 Van Buren	Total	5268	69823
2020/06/21 12:37:41 Washtenaw	Serology	4656	12551
2020/06/21 12:37:41 Washtenaw	Diagnostic	30122	81199
2020/06/21 12:37:41 Washtenaw	Total	34778	93751
2020/06/21 12:37:41 Wayne	Diagnostic	110025	99677
2020/06/21 12:37:41 Wayne	Serology	21461	19443
2020/06/21 12:37:41 Wayne	Total	131486	119120
2020/06/21 12:37:41 Wexford	Diagnostic	1612	48168
2020/06/21 12:37:41 Wexford	Serology	69	2062
2020/06/21 12:37:41 Wexford	Total	1681	50230

**DIAGNOSTIC TESTS BY RESULT AND COUNTY 2020-06-21**

COUNTY	MessageDate	Negative	Positive	Total
Alcona	6/20/2020	11	0	11
Alger	6/20/2020	10	0	10
Allegan	6/20/2020	106	3	109
Alpena	6/20/2020	7	0	7
Antrim	6/20/2020	48	2	50
Arenac	6/20/2020	39	0	39
Baraga	6/20/2020	4	0	4
Barry	6/20/2020	52	0	52
Bay	6/20/2020	138	2	140
Benzie	6/20/2020	11	0	11
Berrien	6/20/2020	210	3	213
Branch	6/20/2020	44	2	46
Calhoun	6/20/2020	98	2	100
Cass	6/20/2020	40	0	40
Charlevoix	6/20/2020	18	0	18
Cheboygan	6/20/2020	8	0	8
Chippewa	6/20/2020	38	0	38
Clare	6/20/2020	54	1	55
Clinton	6/20/2020	95	3	98
Correctional	6/20/2020	386	14	400
Crawford	6/20/2020	9	0	9
Delta	6/20/2020	21	0	21
Detroit City	6/20/2020	876	26	902
Dickinson	6/20/2020	4	0	4
Eaton	6/20/2020	215	0	215
Emmet	6/20/2020	14	0	14
Genesee	6/20/2020	287	7	294
Gladwin	6/20/2020	12	0	12
Gogebic	6/20/2020	30	0	30
Grand Traverse	6/20/2020	91	0	91
Gratiot	6/20/2020	162	8	170
Hillsdale	6/20/2020	24	0	24
Houghton	6/20/2020	2	0	2
Huron	6/20/2020	24	0	24
Ingham	6/20/2020	462	10	472
Ionia	6/20/2020	64	2	66
Iosco	6/20/2020	31	0	31
Iron	6/20/2020	11	0	11
Isabella	6/20/2020	76	1	77
Jackson	6/20/2020	145	0	145
Kalamazoo	6/20/2020	262	7	269
Kalkaska	6/20/2020	10	0	10
Kent	6/20/2020	996	31	1027
Lake	6/20/2020	15	0	15
Lapeer	6/20/2020	46	0	46
Leelanau	6/20/2020	18	0	18
Lenawee	6/20/2020	38	0	38

Livingston	6/20/2020	148	2	150
Luce	6/20/2020	1	0	1
Mackinac	6/20/2020	4	0	4
Macomb	6/20/2020	740	23	763
Manistee	6/20/2020	14	1	15
Marquette	6/20/2020	230	3	233
Mason	6/20/2020	35	1	36
Mecosta	6/20/2020	47	0	47
Menominee	6/20/2020	3	0	3
Midland	6/20/2020	27	1	28
Missaukee	6/20/2020	16	0	16
Monroe	6/20/2020	90	1	91
Montcalm	6/20/2020	93	1	94
Montmorency	6/20/2020	9	0	9
Muskegon	6/20/2020	246	27	273
Newaygo	6/20/2020	80	2	82
Oakland	6/20/2020	1313	26	1339
Oceana	6/20/2020	47	11	58
Ogemaw	6/20/2020	14	0	14
Ontonagon	6/20/2020	20	0	20
Osceola	6/20/2020	39	1	40
Oscoda	6/20/2020	8	0	8
Otsego	6/20/2020	9	0	9
Ottawa	6/20/2020	407	15	422
Presque Isle	6/20/2020	4	0	4
Roscommon	6/20/2020	12	0	12
Saginaw	6/20/2020	289	7	296
Sanilac	6/20/2020	19	0	19
Schoolcraft	6/20/2020	34	0	34
Shiawassee	6/20/2020	42	0	42
St Clair	6/20/2020	116	1	117
St Joseph	6/20/2020	132	7	139
Tuscola	6/20/2020	59	0	59
Unknown	6/20/2020	1046	13	1059
Van Buren	6/20/2020	56	2	58
Washtenaw	6/20/2020	423	1	424
Wayne	6/20/2020	1359	34	1393
Wexford	6/20/2020	20	0	20