



Western Michigan University  
ScholarWorks at WMU

---

Cumulative Michigan COVID-19 Data

Michigan COVID-19 State Data

---

6-23-2020

## 2020-06-23\_MichiganOverview\_COVIDstats

Michigan Department of Health & Human Services

Follow this and additional works at: <https://scholarworks.wmich.edu/michigan-covid-data-state-cumulative>



Part of the Public Health Commons

---

### WMU ScholarWorks Citation

Michigan Department of Health & Human Services, "2020-06-23\_MichiganOverview\_COVIDstats" (2020).  
*Cumulative Michigan COVID-19 Data*. 91.

<https://scholarworks.wmich.edu/michigan-covid-data-state-cumulative/91>

This Website is brought to you for free and open access  
by the Michigan COVID-19 State Data at ScholarWorks at  
WMU. It has been accepted for inclusion in Cumulative  
Michigan COVID-19 Data by an authorized administrator  
of ScholarWorks at WMU. For more information, please  
contact [wmu-scholarworks@wmich.edu](mailto:wmu-scholarworks@wmich.edu).





# Michigan Data

## DATA ABOUT PLACES

## LONG TERM CARE FACILITIES

## CORONAVIRUS SYMPTOMS

## CUMULATIVE RECOVERED



|                |             |                   |              |               |                    |            |
|----------------|-------------|-------------------|--------------|---------------|--------------------|------------|
| CURRENT STATUS | DAILY CASES | CUMULATIVE TRENDS | DEMOGRAPHICS | TOTAL TESTING | DIAGNOSTIC TESTING | LEARN MORE |
|----------------|-------------|-------------------|--------------|---------------|--------------------|------------|

View Cases

View Deaths

View Table

Select Preparedness Region:

All

Select County:

All

This report is provisional and subject to change. City of Detroit and Wayne County are reported separately. MDHHS began tracking probable cases April 5, 2020. FCI indicates Michigan Department of Corrections. Diagnostic tests, including nucleic acid amplification/real-time polymerase chain reaction (NAAT/RT-PCR) and rapid virus antigen detection point of care (POC) tests, look for current infection. Serology (antibody) tests are used to look for the possibility of previous infection.

Source: Michigan Disease Surveillance System (MDSS) and Vital Records.

COVID-19 Cases by County

Confirmed cases include individuals with a positive diagnostic test for COVID-19. Probable cases include individuals with COVID-19 symptoms and an epidemiologic link to confirmed COVID-19, but no diagnostic test.

Cases by County

0

1-9

10-65

66-579

580-11882

11883+

Michigan

Tuesday, June 23, 2020

Michigan (Statewide) Case Fatality Rate

9.5%

Current Totals

| Case Status | Cases  | Deaths |
|-------------|--------|--------|
| Confirmed   | 61,630 | 5,864  |
| Probable    | 6,567  | 245    |
| Total       | 68,197 | 6,109  |

Laboratory Testing

| Test Type  | Tests Performed |
|------------|-----------------|
| Diagnostic | 945,209         |
| Serology   | 144,088         |
| Total      | 1,089,297       |

Microsoft Power BI

< 1 of 7 >

Q

X

Cases by Hispanic/Latino Ethnicity

| Hispanic/Latino Ethnicity | Percentage of Overall Cases by Ethnicity | Percentage of Deceased Cases by Ethnicity |
|---------------------------|------------------------------------------|-------------------------------------------|
| Hispanic/Latino           | 8%                                       | 2%                                        |
| Non-Hispanic Latino       | 65%                                      | 83%                                       |
| Unknown                   | 27%                                      | 15%                                       |

Totals may not add to 100% due to rounding

https://www.michigan.gov/coronavirus/0,9753,7-406-98163\_98173---,00.html

2/3

**Cases by Arab Ethnicity**

| <b>Arab Ethnicity</b> | <b>Percentage of Overall Cases by Ethnicity</b> | <b>Percentage of Deceased Cases by Ethnicity</b> |
|-----------------------|-------------------------------------------------|--------------------------------------------------|
| Arab                  | 2%                                              | 1%                                               |
| Non-Arab              | 40%                                             | 43%                                              |
| Unknown               | 58%                                             | 56%                                              |

***Totals may not add to 100% due to rounding***

**PUBLIC USE DATASETS 6/23/2020**

(Downloadable .xlsx files)

**Cases and Deaths by County**

**Cases by County by Date**

**Cases by Demographics Statewide**

**COVID-19 Tests by County**

**Diagnostic Tests by Result and County**



**MICHIGAN.GOV HOME**  
**ADA**  
**MICHIGAN NEWS**  
**POLICIES**

**COPYRIGHT 2020 STATE OF MICHIGAN**



View Cases

View Deaths

View Table

Select Preparedness Region:

All

Select County:

All

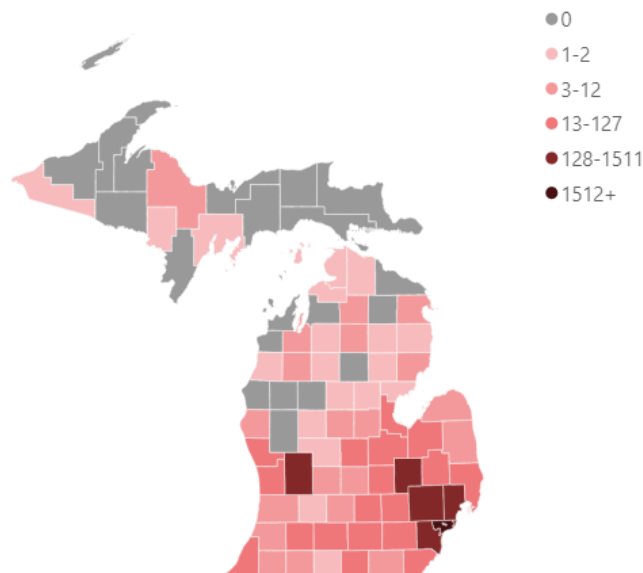
This report is provisional and subject to change. City of Detroit and Wayne County are reported separately. MDHHS began tracking probable cases April 5, 2020. FCI indicates federal correctional institute. MDOC indicates Michigan Department of Corrections. Diagnostic tests, including nucleic acid amplification/real-time polymerase chain reaction (NAAT/RT-PCR) and rapid virus antigen detection point of care (POC) tests, look for current infection. Serology (antibody) tests are used to look for the possibility of previous infection.

Source: Michigan Disease Surveillance System (MDSS) and Vital Records.

## COVID-19 Deaths by County

Confirmed deaths include individuals who had a confirmed COVID-19 infection and are classified as deceased by the case investigation, have COVID-19 indicated as a cause of death on their death certificate, or who die within 30 days of infection and their manner of death is listed as natural. Probable deaths include individuals who have COVID indicated on their death certificate, but have not had a positive diagnostic test.

### Deaths by County



## Michigan

Tuesday, June 23, 2020

### Michigan (Statewide) Case Fatality Rate

9.5%

### Current Totals

| Case Status  | Cases         | Deaths       |
|--------------|---------------|--------------|
| Confirmed    | 61,630        | 5,864        |
| Probable     | 6,567         | 245          |
| <b>Total</b> | <b>68,197</b> | <b>6,109</b> |

### Laboratory Testing

| Test Type    | Tests Performed  |
|--------------|------------------|
| Diagnostic   | 945,209          |
| Serology     | 144,088          |
| <b>Total</b> | <b>1,089,297</b> |

Confirmed Cases

Deaths

View Table

Select Preparedness Region:

All

Select County:

All

Cases are shown by onset date or by lab specimen collection date if onset date was unavailable. Deaths are shown by date of death or date of last status update if date of death was unavailable. Tracking of probable cases and deaths did not begin until April 5, 2020, therefore only probable cases referred for investigation on or after April 5, 2020 are displayed (onset may have been prior).

Notes: FCI indicates federal correctional institute. MDOC indicates Michigan Department of Corrections.

## Daily Cases by Status

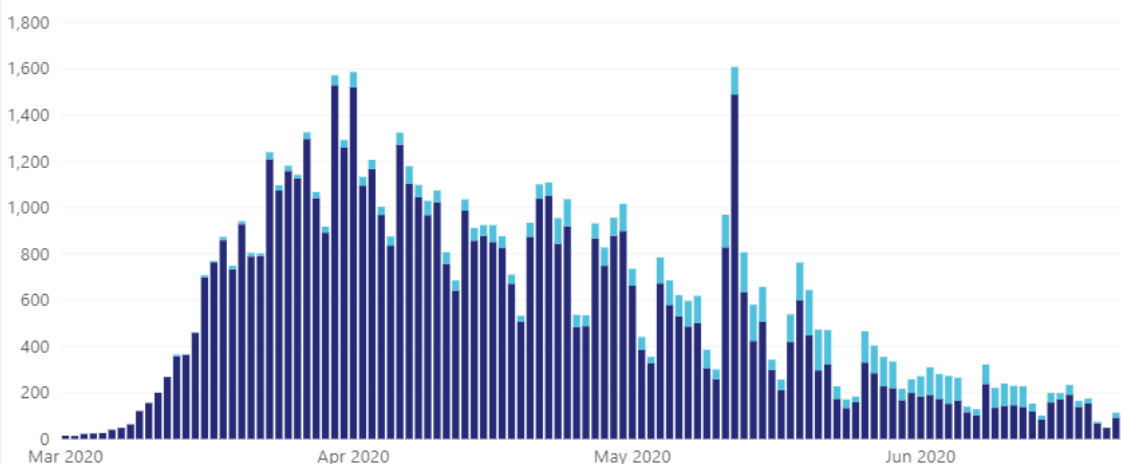
The number of daily confirmed cases represent the total number of people who had a positive diagnostic test for COVID-19 by the date of the onset of their symptoms.

Filter by Date:

3/1/2020 6/23/2020

### Cases by Date of Onset

Case Status ● Confirmed ● Probable



Confirmed Cases

Deaths

View Table

Select Preparedness Region:

All

Select County:

All

Cases are shown by onset date or by lab specimen collection date if onset date was unavailable. Deaths are shown by date of death or date of last status update if date of death was unavailable. Tracking of probable cases and deaths did not begin until April 5, 2020, therefore only probable cases referred for investigation on or after April 5, 2020 are displayed (onset may have been prior).

Notes: FCI indicates federal correctional institute, MDOC indicates Michigan Department of Corrections.

## Daily Deaths by Status

Confirmed deaths include individuals who had a confirmed COVID-19 infection and are classified as deceased by the case investigation, have COVID-19 indicated as a cause of death on their death certificate, or who die within 30 days of infection and their manner of death is listed as natural. Data are shown by the date of death.

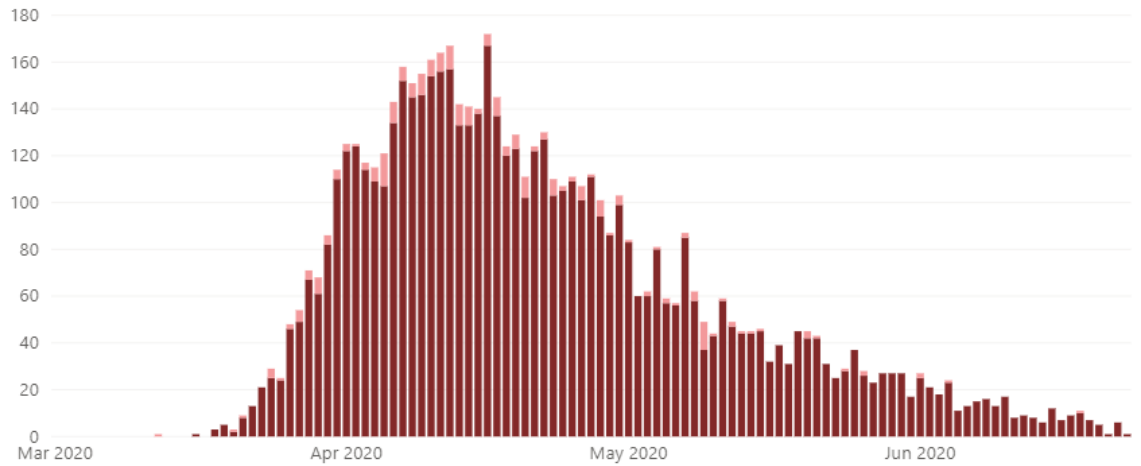
Filter by Date:

3/1/2020

6/23/2020

### Deaths by Date of Death

Case Status ● Confirmed ● Probable



View Table

View Chart

Select Preparedness Region:

All

Select County:

All

Cases are shown by onset date or by lab specimen collection date if onset date was unavailable. Deaths are shown by date of death or date of last status update if date of death was unavailable. Tracking of probable cases and deaths did not begin until April 5, 2020, therefore these data are not displayed by date.

Notes: FCI indicates federal correctional institute, MDOC indicates Michigan Department of Corrections.

## Cumulative Confirmed Cases and Deaths among Confirmed Cases

Cumulative cases represent the total number of people who had a positive diagnostic test for COVID-19. Cases are shown by the date of onset of symptoms. Cumulative Deaths represent the total number of people who had a confirmed COVID-19 infection and are classified as deceased by the case investigation, have COVID-19 indicated as a cause of death on their death certificate, or who die within 30 days of infection and their manner of death is listed as natural. Deaths are shown by date of death.

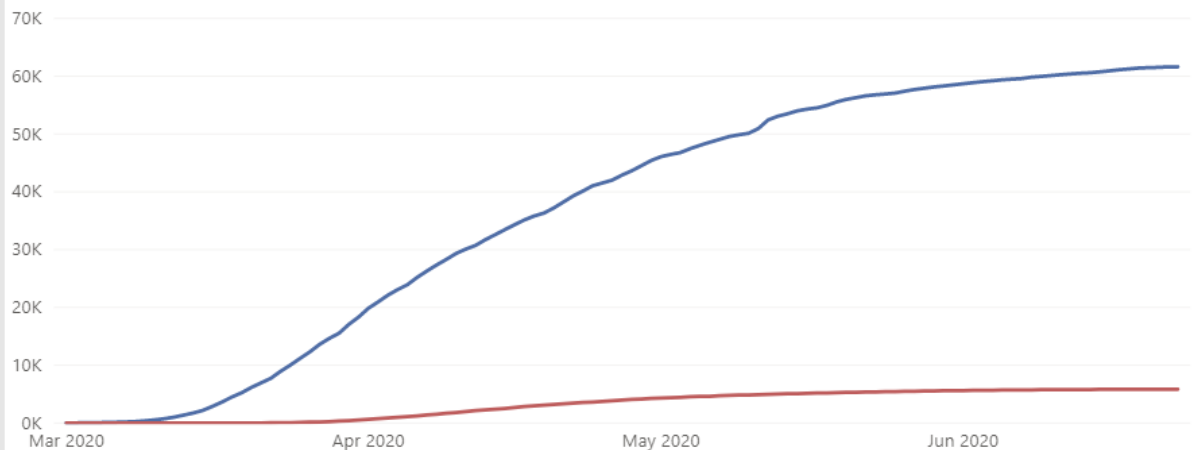
Filter By Date:

3/1/2020

6/23/2020

### Cumulative Confirmed Cases and Deaths among Confirmed Cases by Date

● Confirmed Cases ● Deaths



## Cases by Demographic Characteristics

Data are suppressed when the number of cases is five or below to protect the confidentiality of individuals. The sum of the cases for individual categories may be fewer than the total number of cases due to data suppression. Rates are not calculated for multiple races, other, and unknown race categories due to the unavailability of an appropriate denominator.

Cases

Deaths

Select case status:

- ☒ Confirmed  
☐ Probable

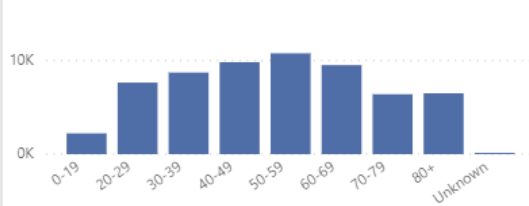
Select Preparedness Region:

All

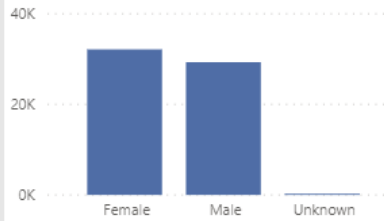
Select county:

All

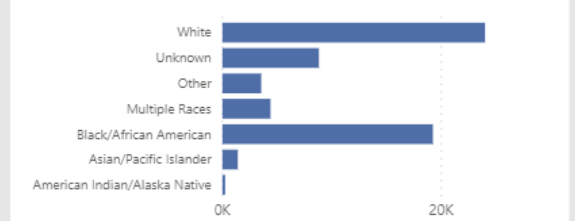
### Cases by Age Group



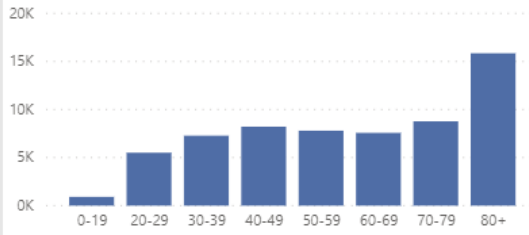
### Cases by Sex



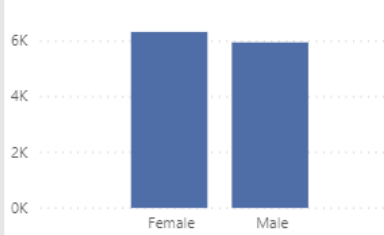
### Cases by Race



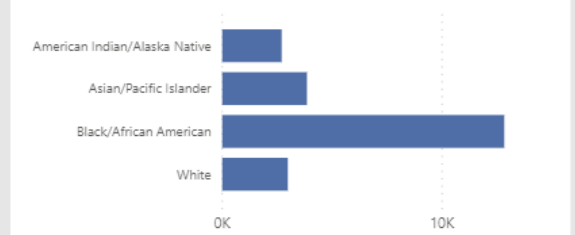
### Cases per Million by Age Group



### Cases per Million by Sex



### Cases per Million by Race



## Cases by Demographic Characteristics

Data are suppressed when the number of cases is five or below to protect the confidentiality of individuals. The sum of the cases for individual categories may be fewer than the total number of cases due to data suppression. Rates are not calculated for multiple races, other, and unknown race categories due to the unavailability of an appropriate denominator.

Cases

Deaths

Select case status:

- ☐ Confirmed  
☒ Probable

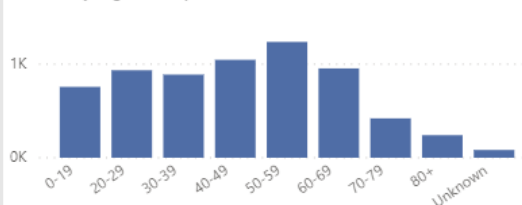
Select Preparedness Region:

All

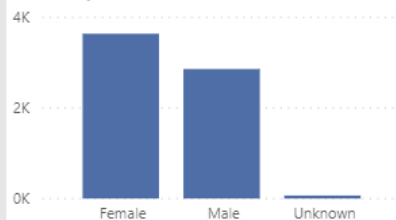
Select county:

All

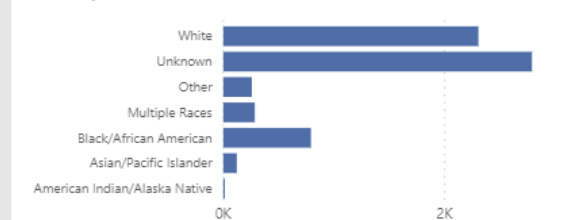
### Cases by Age Group



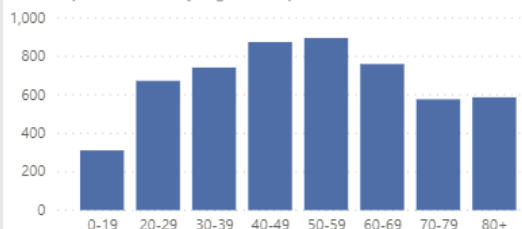
### Cases by Sex



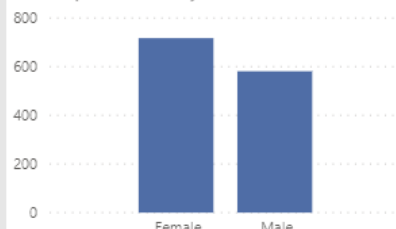
### Cases by Race



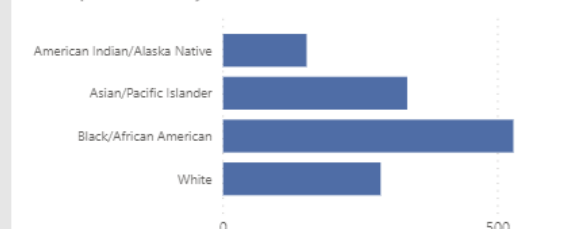
### Cases per Million by Age Group



### Cases per Million by Sex

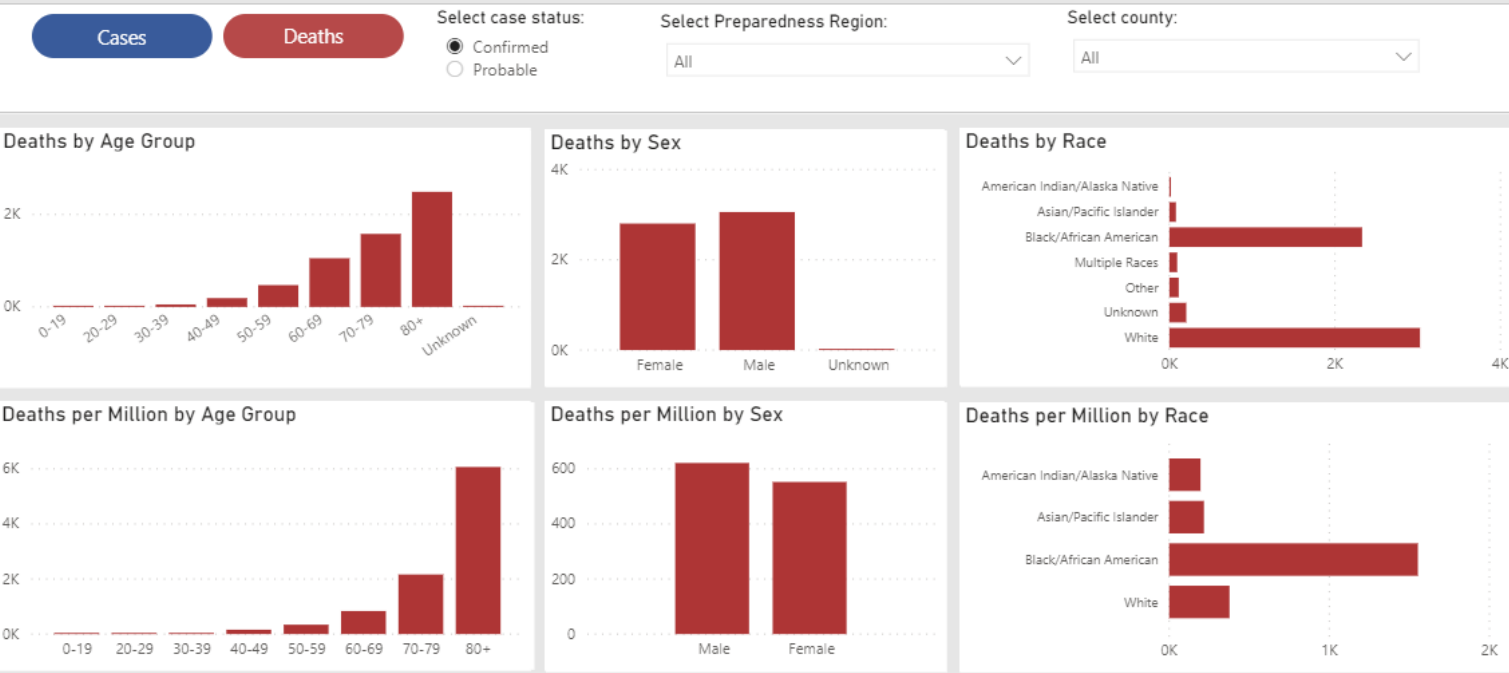


### Cases per Million by Race



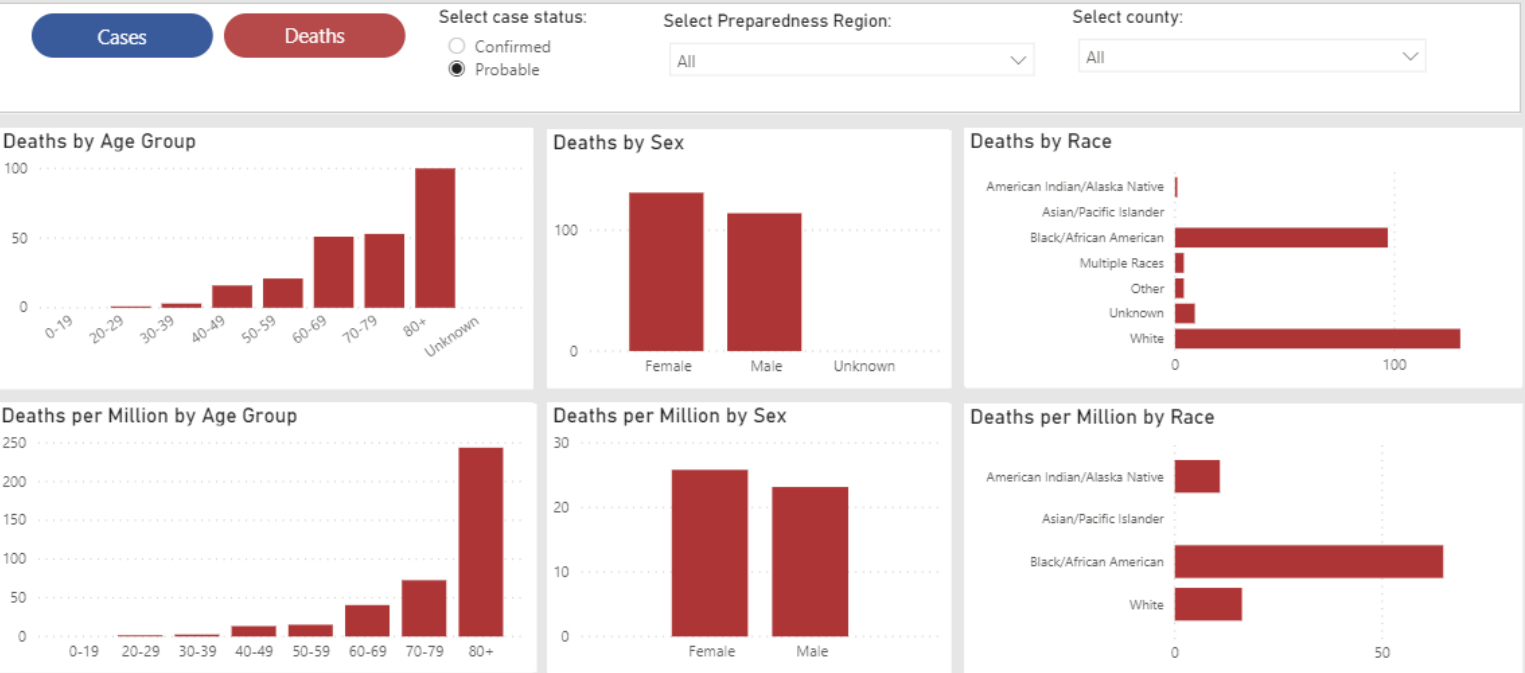
Deaths by Demographic Characteristics

Data are suppressed when the number of deaths is five or below to protect the confidentiality of individuals. The sum of the deaths for individual categories may be fewer than the total number of deaths due to data suppression. Rates are not calculated for multiple races, other, and unknown race categories due to the unavailability of an appropriate denominator.

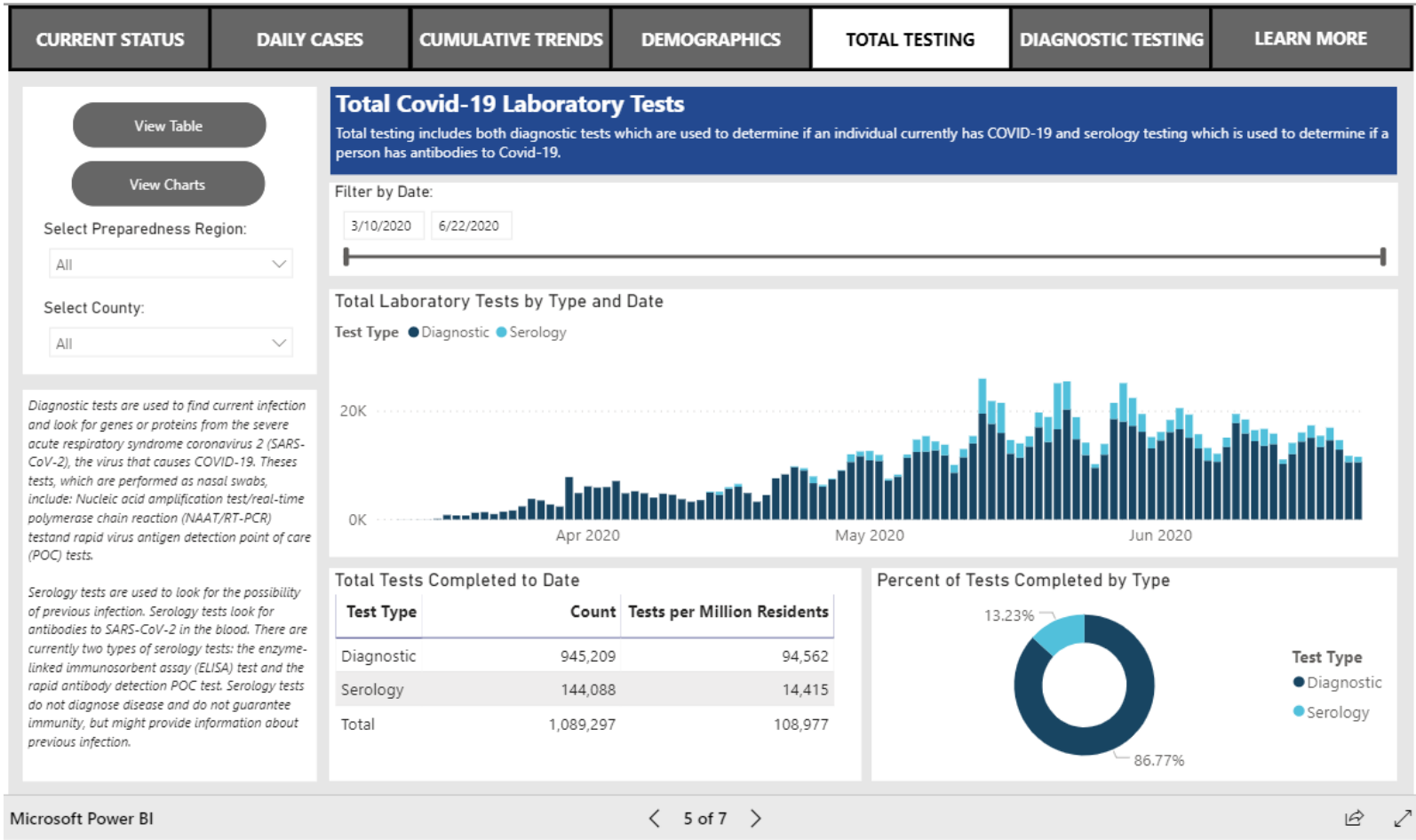


Deaths by Demographic Characteristics

Data are suppressed when the number of deaths is five or below to protect the confidentiality of individuals. The sum of the deaths for individual categories may be fewer than the total number of deaths due to data suppression. Rates are not calculated for multiple races, other, and unknown race categories due to the unavailability of an appropriate denominator.







| CURRENT STATUS | DAILY CASES | CUMULATIVE TRENDS | DEMOGRAPHICS | TOTAL TESTING | DIAGNOSTIC TESTING | LEARN MORE |
|----------------|-------------|-------------------|--------------|---------------|--------------------|------------|
|----------------|-------------|-------------------|--------------|---------------|--------------------|------------|

Where does the data come from?

The State of Michigan COVID-19 Dashboard displays the most recent provisional data reported to the Michigan Department of Health and Humans Services (MDHHS) about cases in Michigan by selected demographics and county of residence (City of Detroit and Wayne County are reported separately). Data are reported to MDHHS via the [Michigan Disease Surveillance System \(MDSS\)](#). Provisional Death data are provided by the MDHHS Division for [Vital Records & Health Statistics](#).

How does MDHHS classify confirmed and probable cases?

Confirmed cases only include individuals who have had a positive diagnostic laboratory test for COVID-19. Probable cases include individuals who have symptoms consistent with COVID-19 and an epidemiologic link to a confirmed case or a positive serology (antibody) test, but do not have a positive diagnostic laboratory test for COVID-19 and individuals with a positive serology (antibody) test for COVID-19 and an epidemiologic link to a confirmed case.

How does MDHHS classify confirmed and probable deaths?

Confirmed deaths include individuals who meet one or more of the following conditions: 1) Have been identified as a confirmed case and classified as deceased as a result of a case investigation in the Michigan Disease Surveillance System (MDSS). MDSS is the database used by state and local health department to monitor reportable diseases like COVID-19; 2) have been identified as a confirmed case in MDSS had have a death certificate with COVID-19 listed as a cause of death; 3) have been identified as a confirmed case in MDSS and die within 30 days of onset of COVID-19 infection and have a death certificate which classifies their manner death as 'natural'. Probable deaths include individuals who have COVID indicated as a cause of death on their death certificate but have not had a positive diagnostic laboratory test.

Why do the number of probable cases fluctuate?

The number of probable cases can change daily based on the investigation efforts of the health department. When a probable case is first reported, local and/or state health department staff investigate to determine if the person meets the case definition of probable. As additional information is gathered, the case could be re-classified to confirmed, remain as probable, or be determined as not a case.

Why do data in the demographics tab not sum to the total number of cases for a county or region?

Data are not shown whenever the number of cases for a particular demographic category is fewer than six to protect the confidentiality of individuals. Rates are not calculated for other, multiple, and unknown race because an appropriate population denominator is not available for these categories at the county level.

Where can I get more information about COVID-19?

Visit <https://www.michigan.gov/coronavirus> to find information on resources and assistance, answers to frequently asked questions, and the latest updates on Michigan's response to COVID-19. For COVID-19 updates from CDC visit <https://www.cdc.gov/coronavirus/2019-ncov>.

# Cumulative Total of Recovered COVID-19 Cases

Cumulative Total of Recovered COVID-19 Cases (as of 6/19/2020): **49,290**

**Note on recovery:** During this response, MDHHS is reviewing vital records statistics to identify any laboratory confirmed COVID-19 cases who are 30 days out from their onset of illness to represent recovery status. As the pandemic continues to impact Michigan, this pool will expand to include more cases. Recovered is defined as the number of persons with a confirmed COVID-19 diagnosis who are alive 30 days post-onset (or referral date if onset is not available). The number of persons recovered on June 19, 2020 represents COVID-19 confirmed individuals with an onset date on or prior to May 20, 2020. If an individual dies from a COVID-related cause >30 days from onset/referral, they are removed from the number of persons recovered. These numbers will be updated every Saturday.

**Source:** Michigan Disease Surveillance System and Vital Records

# **CASES AND DEATHS BY COUNTY 2020-06-23**

| Updated             | COUNTY         | ConfirmedCases | ConfirmedDeaths | ProbableCases | ProbableDeaths |
|---------------------|----------------|----------------|-----------------|---------------|----------------|
| 2020/06/23 13:07:52 | Alcona         | 18             | 1               | 3             | 0              |
| 2020/06/23 13:07:52 | Alger          | 2              | 0               |               |                |
| 2020/06/23 13:07:52 | Allegan        | 259            | 6               | 42            | 0              |
| 2020/06/23 13:07:52 | Alpena         | 105            | 11              | 11            | 0              |
| 2020/06/23 13:07:52 | Antrim         | 15             | 0               | 1             | 0              |
| 2020/06/23 13:07:52 | Arenac         | 34             | 2               | 4             | 0              |
| 2020/06/23 13:07:52 | Baraga         | 1              | 0               |               |                |
| 2020/06/23 13:07:52 | Barry          | 76             | 2               | 19            | 0              |
| 2020/06/23 13:07:52 | Bay            | 341            | 28              | 38            | 1              |
| 2020/06/23 13:07:52 | Benzie         | 5              | 0               |               |                |
| 2020/06/23 13:07:52 | Berrien        | 695            | 60              | 159           | 0              |
| 2020/06/23 13:07:52 | Branch         | 236            | 2               | 14            | 0              |
| 2020/06/23 13:07:52 | Calhoun        | 452            | 30              | 55            | 1              |
| 2020/06/23 13:07:52 | Cass           | 113            | 4               | 13            | 0              |
| 2020/06/23 13:07:52 | Charlevoix     | 18             | 2               | 4             | 0              |
| 2020/06/23 13:07:52 | Cheboygan      | 21             | 2               | 5             | 0              |
| 2020/06/23 13:07:52 | Chippewa       | 2              | 0               | 1             | 0              |
| 2020/06/23 13:07:52 | Clare          | 26             | 2               | 1             | 0              |
| 2020/06/23 13:07:52 | Clinton        | 159            | 11              | 45            | 0              |
| 2020/06/23 13:07:52 | Crawford       | 62             | 5               | 4             | 0              |
| 2020/06/23 13:07:52 | Delta          | 18             | 2               | 3             | 0              |
| 2020/06/23 13:07:52 | Dickinson      | 6              | 2               | 1             | 0              |
| 2020/06/23 13:07:52 | Eaton          | 206            | 7               | 68            | 0              |
| 2020/06/23 13:07:52 | Emmet          | 21             | 2               | 5             | 0              |
| 2020/06/23 13:07:52 | Genesee        | 2126           | 260             | 514           | 25             |
| 2020/06/23 13:07:52 | Gladwin        | 26             | 1               |               |                |
| 2020/06/23 13:07:52 | Gogebic        | 6              | 1               |               |                |
| 2020/06/23 13:07:52 | Grand Traverse | 38             | 6               | 2             | 0              |
| 2020/06/23 13:07:52 | Gratiot        | 82             | 13              | 11            | 0              |
| 2020/06/23 13:07:52 | Hillsdale      | 172            | 25              | 12            | 0              |
| 2020/06/23 13:07:52 | Houghton       | 11             | 0               |               |                |
| 2020/06/23 13:07:52 | Huron          | 55             | 3               | 8             | 0              |
| 2020/06/23 13:07:52 | Ingham         | 826            | 29              | 41            | 0              |
| 2020/06/23 13:07:52 | Ionia          | 170            | 4               | 21            | 0              |
| 2020/06/23 13:07:52 | Iosco          | 96             | 9               | 15            | 1              |
| 2020/06/23 13:07:52 | Iron           | 4              | 0               |               |                |
| 2020/06/23 13:07:52 | Isabella       | 95             | 8               | 21            | 0              |
| 2020/06/23 13:07:52 | Jackson        | 468            | 29              | 21            | 1              |
| 2020/06/23 13:07:52 | Kalamazoo      | 941            | 65              | 61            | 1              |
| 2020/06/23 13:07:52 | Kalkaska       | 19             | 2               | 11            | 0              |
| 2020/06/23 13:07:52 | Kent           | 4247           | 125             | 381           | 3              |
| 2020/06/23 13:07:52 | Keweenaw       | 1              | 0               |               |                |
| 2020/06/23 13:07:52 | Lake           | 6              | 0               | 1             | 0              |
| 2020/06/23 13:07:52 | Lapeer         | 228            | 30              | 40            | 1              |
| 2020/06/23 13:07:52 | Leelanau       | 12             | 0               |               |                |
| 2020/06/23 13:07:52 | Lenawee        | 164            | 6               | 34            | 0              |
| 2020/06/23 13:07:52 | Livingston     | 431            | 27              | 115           | 1              |

|                     |              |       |      |      |    |
|---------------------|--------------|-------|------|------|----|
| 2020/06/23 13:07:52 | Luce         | 3     | 0    |      |    |
| 2020/06/23 13:07:52 | Mackinac     | 8     | 0    |      |    |
| 2020/06/23 13:07:52 | Macomb       | 6996  | 861  | 179  | 37 |
| 2020/06/23 13:07:52 | Manistee     | 14    | 0    | 1    | 1  |
| 2020/06/23 13:07:52 | Marquette    | 63    | 11   |      |    |
| 2020/06/23 13:07:52 | Mason        | 36    | 0    | 6    | 0  |
| 2020/06/23 13:07:52 | Mecosta      | 25    | 2    | 3    | 0  |
| 2020/06/23 13:07:52 | Menominee    | 9     | 0    |      |    |
| 2020/06/23 13:07:52 | Midland      | 119   | 9    | 41   | 0  |
| 2020/06/23 13:07:52 | Missaukee    | 18    | 1    | 6    | 0  |
| 2020/06/23 13:07:52 | Monroe       | 505   | 20   | 75   | 1  |
| 2020/06/23 13:07:52 | Montcalm     | 76    | 1    | 7    | 0  |
| 2020/06/23 13:07:52 | Montmorency  | 5     | 0    |      |    |
| 2020/06/23 13:07:52 | Muskegon     | 777   | 49   | 13   | 0  |
| 2020/06/23 13:07:52 | Newaygo      | 140   | 0    | 5    | 0  |
| 2020/06/23 13:07:52 | Oakland      | 8683  | 1040 | 3108 | 41 |
| 2020/06/23 13:07:52 | Oceana       | 188   | 3    | 11   | 0  |
| 2020/06/23 13:07:52 | Ogemaw       | 23    | 2    | 9    | 0  |
|                     | Ontonagon    |       |      |      |    |
| 2020/06/23 13:07:52 | Osceola      | 21    | 0    | 5    | 0  |
| 2020/06/23 13:07:52 | Oscoda       | 7     | 1    | 3    | 0  |
| 2020/06/23 13:07:52 | Otsego       | 103   | 10   | 18   | 0  |
| 2020/06/23 13:07:52 | Ottawa       | 902   | 46   | 70   | 5  |
| 2020/06/23 13:07:52 | Presque Isle | 12    | 0    |      |    |
| 2020/06/23 13:07:52 | Roscommon    | 22    | 0    | 4    | 0  |
| 2020/06/23 13:07:52 | Saginaw      | 1180  | 119  | 34   | 3  |
| 2020/06/23 13:07:52 | Sanilac      | 42    | 5    | 1    | 1  |
| 2020/06/23 13:07:52 | Schoolcraft  | 4     | 0    |      |    |
| 2020/06/23 13:07:52 | Shiawassee   | 242   | 26   | 23   | 1  |
| 2020/06/23 13:07:52 | St Clair     | 467   | 48   | 61   | 1  |
| 2020/06/23 13:07:52 | St Joseph    | 219   | 3    | 13   | 0  |
| 2020/06/23 13:07:52 | Tuscola      | 219   | 26   | 10   | 0  |
| 2020/06/23 13:07:52 | Van Buren    | 193   | 6    | 24   | 1  |
| 2020/06/23 13:07:52 | Washtenaw    | 1419  | 103  | 209  | 0  |
| 2020/06/23 13:07:52 | Wayne        | 10000 | 1144 | 362  | 34 |
| 2020/06/23 13:07:52 | Wexford      | 16    | 3    | 2    | 0  |
| 2020/06/23 13:07:52 | MDOC         | 4096  | 68   | 1    | 0  |
| 2020/06/23 13:07:52 | FCI          | 170   | 5    |      |    |
| 2020/06/23 13:07:52 | Out-of-State | 64    | 0    |      |    |
| 2020/06/23 13:07:52 | Unknown      | 3     | 0    | 1    | 0  |
| 2020/06/23 13:07:52 | Detroit City | 11426 | 1428 | 457  | 84 |

# **CASES BY DEMOGRAPHICS STATEWIDE 2020-06-23**

| CASE_STATUS | AgeCat  | RaceCat                       | SEX    | Cases      | Deaths     |
|-------------|---------|-------------------------------|--------|------------|------------|
| Confirmed   | 0-19    | American Indian/Alaska Native | Female | 8          | 0          |
| Confirmed   | 20-29   | American Indian/Alaska Native | Female | 17         | 0          |
| Confirmed   | 30-39   | American Indian/Alaska Native | Female | 12         | 0          |
| Confirmed   | 40-49   | American Indian/Alaska Native | Female | 26         | 0          |
| Confirmed   | 50-59   | American Indian/Alaska Native | Female | 32         | 0          |
| Confirmed   | 60-69   | American Indian/Alaska Native | Female | 15         | Suppressed |
| Confirmed   | 70-79   | American Indian/Alaska Native | Female | 11         | Suppressed |
| Confirmed   | 80+     | American Indian/Alaska Native | Female | Suppressed | Suppressed |
| Confirmed   | Unknown | American Indian/Alaska Native | Female | 0          | 0          |
| Confirmed   | 0-19    | Asian/Pacific Islander        | Female | 32         | 0          |
| Confirmed   | 20-29   | Asian/Pacific Islander        | Female | 95         | 0          |
| Confirmed   | 30-39   | Asian/Pacific Islander        | Female | 149        | 0          |
| Confirmed   | 40-49   | Asian/Pacific Islander        | Female | 148        | 0          |
| Confirmed   | 50-59   | Asian/Pacific Islander        | Female | 128        | Suppressed |
| Confirmed   | 60-69   | Asian/Pacific Islander        | Female | 82         | Suppressed |
| Confirmed   | 70-79   | Asian/Pacific Islander        | Female | 39         | 10         |
| Confirmed   | 80+     | Asian/Pacific Islander        | Female | 50         | 21         |
| Confirmed   | Unknown | Asian/Pacific Islander        | Female | 0          | 0          |
| Confirmed   | 0-19    | Black/African American        | Female | 295        | Suppressed |
| Confirmed   | 20-29   | Black/African American        | Female | 1261       | Suppressed |
| Confirmed   | 30-39   | Black/African American        | Female | 1487       | 8          |
| Confirmed   | 40-49   | Black/African American        | Female | 1705       | 50         |
| Confirmed   | 50-59   | Black/African American        | Female | 1743       | 100        |
| Confirmed   | 60-69   | Black/African American        | Female | 1668       | 214        |
| Confirmed   | 70-79   | Black/African American        | Female | 1146       | 290        |
| Confirmed   | 80+     | Black/African American        | Female | 937        | 384        |
| Confirmed   | Unknown | Black/African American        | Female | 0          | 0          |
| Confirmed   | 0-19    | Multiple Races                | Female | 80         | 0          |
| Confirmed   | 20-29   | Multiple Races                | Female | 365        | 0          |
| Confirmed   | 30-39   | Multiple Races                | Female | 405        | 0          |
| Confirmed   | 40-49   | Multiple Races                | Female | 506        | Suppressed |
| Confirmed   | 50-59   | Multiple Races                | Female | 547        | Suppressed |
| Confirmed   | 60-69   | Multiple Races                | Female | 330        | Suppressed |
| Confirmed   | 70-79   | Multiple Races                | Female | 147        | 10         |
| Confirmed   | 80+     | Multiple Races                | Female | 158        | 19         |
| Confirmed   | Unknown | Multiple Races                | Female | Suppressed | 0          |
| Confirmed   | 0-19    | Other                         | Female | 173        | 0          |
| Confirmed   | 20-29   | Other                         | Female | 349        | 0          |
| Confirmed   | 30-39   | Other                         | Female | 320        | Suppressed |
| Confirmed   | 40-49   | Other                         | Female | 331        | Suppressed |
| Confirmed   | 50-59   | Other                         | Female | 224        | Suppressed |
| Confirmed   | 60-69   | Other                         | Female | 157        | 12         |
| Confirmed   | 70-79   | Other                         | Female | 83         | 14         |
| Confirmed   | 80+     | Other                         | Female | 85         | 18         |
| Confirmed   | Unknown | Other                         | Female | 0          | 0          |
| Confirmed   | 0-19    | Unknown                       | Female | 160        | 0          |
| Confirmed   | 20-29   | Unknown                       | Female | 524        | Suppressed |

|           |         |                               |        |            |            |
|-----------|---------|-------------------------------|--------|------------|------------|
| Confirmed | 30-39   | Unknown                       | Female | 578        | 0          |
| Confirmed | 40-49   | Unknown                       | Female | 756        | Suppressed |
| Confirmed | 50-59   | Unknown                       | Female | 762        | Suppressed |
| Confirmed | 60-69   | Unknown                       | Female | 640        | 17         |
| Confirmed | 70-79   | Unknown                       | Female | 390        | 24         |
| Confirmed | 80+     | Unknown                       | Female | 463        | 46         |
| Confirmed | Unknown | Unknown                       | Female | 0          | 0          |
| Confirmed | 0-19    | White                         | Female | 342        | 0          |
| Confirmed | 20-29   | White                         | Female | 1553       | Suppressed |
| Confirmed | 30-39   | White                         | Female | 1518       | 6          |
| Confirmed | 40-49   | White                         | Female | 1620       | 18         |
| Confirmed | 50-59   | White                         | Female | 1916       | 59         |
| Confirmed | 60-69   | White                         | Female | 1664       | 148        |
| Confirmed | 70-79   | White                         | Female | 1377       | 338        |
| Confirmed | 80+     | White                         | Female | 2522       | 949        |
| Confirmed | Unknown | White                         | Female | Suppressed | 0          |
| Confirmed | 0-19    | American Indian/Alaska Native | Male   | Suppressed | 0          |
| Confirmed | 20-29   | American Indian/Alaska Native | Male   | 10         | 0          |
| Confirmed | 30-39   | American Indian/Alaska Native | Male   | 22         | 0          |
| Confirmed | 40-49   | American Indian/Alaska Native | Male   | 26         | 0          |
| Confirmed | 50-59   | American Indian/Alaska Native | Male   | 24         | Suppressed |
| Confirmed | 60-69   | American Indian/Alaska Native | Male   | 21         | Suppressed |
| Confirmed | 70-79   | American Indian/Alaska Native | Male   | 13         | 6          |
| Confirmed | 80+     | American Indian/Alaska Native | Male   | Suppressed | Suppressed |
| Confirmed | Unknown | American Indian/Alaska Native | Male   | 0          | 0          |
| Confirmed | 0-19    | Asian/Pacific Islander        | Male   | 36         | 0          |
| Confirmed | 20-29   | Asian/Pacific Islander        | Male   | 115        | 0          |
| Confirmed | 30-39   | Asian/Pacific Islander        | Male   | 139        | 0          |
| Confirmed | 40-49   | Asian/Pacific Islander        | Male   | 130        | Suppressed |
| Confirmed | 50-59   | Asian/Pacific Islander        | Male   | 109        | Suppressed |
| Confirmed | 60-69   | Asian/Pacific Islander        | Male   | 79         | 12         |
| Confirmed | 70-79   | Asian/Pacific Islander        | Male   | 39         | 11         |
| Confirmed | 80+     | Asian/Pacific Islander        | Male   | 32         | 16         |
| Confirmed | Unknown | Asian/Pacific Islander        | Male   | 0          | 0          |
| Confirmed | 0-19    | Black/African American        | Male   | 242        | Suppressed |
| Confirmed | 20-29   | Black/African American        | Male   | 901        | 6          |
| Confirmed | 30-39   | Black/African American        | Male   | 1166       | 25         |
| Confirmed | 40-49   | Black/African American        | Male   | 1401       | 66         |
| Confirmed | 50-59   | Black/African American        | Male   | 1752       | 174        |
| Confirmed | 60-69   | Black/African American        | Male   | 1771       | 322        |
| Confirmed | 70-79   | Black/African American        | Male   | 1182       | 391        |
| Confirmed | 80+     | Black/African American        | Male   | 561        | 290        |
| Confirmed | Unknown | Black/African American        | Male   | Suppressed | Suppressed |
| Confirmed | 0-19    | Multiple Races                | Male   | 82         | 0          |
| Confirmed | 20-29   | Multiple Races                | Male   | 245        | Suppressed |
| Confirmed | 30-39   | Multiple Races                | Male   | 280        | Suppressed |
| Confirmed | 40-49   | Multiple Races                | Male   | 352        | Suppressed |
| Confirmed | 50-59   | Multiple Races                | Male   | 384        | Suppressed |
| Confirmed | 60-69   | Multiple Races                | Male   | 281        | 18         |
| Confirmed | 70-79   | Multiple Races                | Male   | 149        | 14         |

|           |         |                               |         |            |            |
|-----------|---------|-------------------------------|---------|------------|------------|
| Confirmed | 80+     | Multiple Races                | Male    | 71         | 16         |
| Confirmed | Unknown | Multiple Races                | Male    | 0          | 0          |
| Confirmed | 0-19    | Other                         | Male    | 207        | 0          |
| Confirmed | 20-29   | Other                         | Male    | 334        | Suppressed |
| Confirmed | 30-39   | Other                         | Male    | 368        | Suppressed |
| Confirmed | 40-49   | Other                         | Male    | 347        | Suppressed |
| Confirmed | 50-59   | Other                         | Male    | 259        | 6          |
| Confirmed | 60-69   | Other                         | Male    | 168        | 21         |
| Confirmed | 70-79   | Other                         | Male    | 94         | 17         |
| Confirmed | 80+     | Other                         | Male    | 41         | 11         |
| Confirmed | Unknown | Other                         | Male    | 0          | 0          |
| Confirmed | 0-19    | Unknown                       | Male    | 205        | 0          |
| Confirmed | 20-29   | Unknown                       | Male    | 566        | Suppressed |
| Confirmed | 30-39   | Unknown                       | Male    | 709        | Suppressed |
| Confirmed | 40-49   | Unknown                       | Male    | 807        | 9          |
| Confirmed | 50-59   | Unknown                       | Male    | 871        | 8          |
| Confirmed | 60-69   | Unknown                       | Male    | 675        | 22         |
| Confirmed | 70-79   | Unknown                       | Male    | 344        | 26         |
| Confirmed | 80+     | Unknown                       | Male    | 230        | 39         |
| Confirmed | Unknown | Unknown                       | Male    | 8          | 0          |
| Confirmed | 0-19    | White                         | Male    | 334        | 0          |
| Confirmed | 20-29   | White                         | Male    | 1292       | Suppressed |
| Confirmed | 30-39   | White                         | Male    | 1543       | 9          |
| Confirmed | 40-49   | White                         | Male    | 1655       | 33         |
| Confirmed | 50-59   | White                         | Male    | 2001       | 104        |
| Confirmed | 60-69   | White                         | Male    | 1940       | 253        |
| Confirmed | 70-79   | White                         | Male    | 1374       | 427        |
| Confirmed | 80+     | White                         | Male    | 1319       | 677        |
| Confirmed | Unknown | White                         | Male    | Suppressed | 0          |
| Confirmed | 0-19    | American Indian/Alaska Native | Unknown | 0          | 0          |
| Confirmed | 20-29   | American Indian/Alaska Native | Unknown | 0          | 0          |
| Confirmed | 30-39   | American Indian/Alaska Native | Unknown | 0          | 0          |
| Confirmed | 40-49   | American Indian/Alaska Native | Unknown | 0          | 0          |
| Confirmed | 50-59   | American Indian/Alaska Native | Unknown | 0          | 0          |
| Confirmed | 60-69   | American Indian/Alaska Native | Unknown | 0          | 0          |
| Confirmed | 70-79   | American Indian/Alaska Native | Unknown | 0          | 0          |
| Confirmed | 80+     | American Indian/Alaska Native | Unknown | 0          | 0          |
| Confirmed | Unknown | American Indian/Alaska Native | Unknown | 0          | 0          |
| Confirmed | 0-19    | Asian/Pacific Islander        | Unknown | 0          | 0          |
| Confirmed | 20-29   | Asian/Pacific Islander        | Unknown | 0          | 0          |
| Confirmed | 30-39   | Asian/Pacific Islander        | Unknown | Suppressed | 0          |
| Confirmed | 40-49   | Asian/Pacific Islander        | Unknown | 0          | 0          |
| Confirmed | 50-59   | Asian/Pacific Islander        | Unknown | 0          | 0          |
| Confirmed | 60-69   | Asian/Pacific Islander        | Unknown | 0          | 0          |
| Confirmed | 70-79   | Asian/Pacific Islander        | Unknown | 0          | 0          |
| Confirmed | 80+     | Asian/Pacific Islander        | Unknown | 0          | 0          |
| Confirmed | Unknown | Asian/Pacific Islander        | Unknown | 0          | 0          |
| Confirmed | 0-19    | Black/African American        | Unknown | 0          | 0          |
| Confirmed | 20-29   | Black/African American        | Unknown | Suppressed | 0          |
| Confirmed | 30-39   | Black/African American        | Unknown | Suppressed | 0          |

|           |         |                               |         |            |            |
|-----------|---------|-------------------------------|---------|------------|------------|
| Confirmed | 40-49   | Black/African American        | Unknown | 0          | 0          |
| Confirmed | 50-59   | Black/African American        | Unknown | Suppressed | 0          |
| Confirmed | 60-69   | Black/African American        | Unknown | Suppressed | 0          |
| Confirmed | 70-79   | Black/African American        | Unknown | Suppressed | 0          |
| Confirmed | 80+     | Black/African American        | Unknown | Suppressed | 0          |
| Confirmed | Unknown | Black/African American        | Unknown | Suppressed | 0          |
| Confirmed | 0-19    | Multiple Races                | Unknown | Suppressed | 0          |
| Confirmed | 20-29   | Multiple Races                | Unknown | Suppressed | 0          |
| Confirmed | 30-39   | Multiple Races                | Unknown | Suppressed | 0          |
| Confirmed | 40-49   | Multiple Races                | Unknown | 0          | 0          |
| Confirmed | 50-59   | Multiple Races                | Unknown | Suppressed | 0          |
| Confirmed | 60-69   | Multiple Races                | Unknown | Suppressed | 0          |
| Confirmed | 70-79   | Multiple Races                | Unknown | 0          | 0          |
| Confirmed | 80+     | Multiple Races                | Unknown | 0          | 0          |
| Confirmed | Unknown | Multiple Races                | Unknown | 0          | 0          |
| Confirmed | 0-19    | Other                         | Unknown | Suppressed | 0          |
| Confirmed | 20-29   | Other                         | Unknown | 0          | 0          |
| Confirmed | 30-39   | Other                         | Unknown | Suppressed | 0          |
| Confirmed | 40-49   | Other                         | Unknown | Suppressed | 0          |
| Confirmed | 50-59   | Other                         | Unknown | Suppressed | 0          |
| Confirmed | 60-69   | Other                         | Unknown | 0          | 0          |
| Confirmed | 70-79   | Other                         | Unknown | 0          | 0          |
| Confirmed | 80+     | Other                         | Unknown | 0          | 0          |
| Confirmed | Unknown | Other                         | Unknown | 0          | 0          |
| Confirmed | 0-19    | Unknown                       | Unknown | 14         | 0          |
| Confirmed | 20-29   | Unknown                       | Unknown | 12         | 0          |
| Confirmed | 30-39   | Unknown                       | Unknown | 17         | 0          |
| Confirmed | 40-49   | Unknown                       | Unknown | 19         | 0          |
| Confirmed | 50-59   | Unknown                       | Unknown | 18         | 0          |
| Confirmed | 60-69   | Unknown                       | Unknown | 15         | 0          |
| Confirmed | 70-79   | Unknown                       | Unknown | 8          | 0          |
| Confirmed | 80+     | Unknown                       | Unknown | 22         | Suppressed |
| Confirmed | Unknown | Unknown                       | Unknown | Suppressed | 0          |
| Confirmed | 0-19    | White                         | Unknown | Suppressed | 0          |
| Confirmed | 20-29   | White                         | Unknown | Suppressed | 0          |
| Confirmed | 30-39   | White                         | Unknown | Suppressed | 0          |
| Confirmed | 40-49   | White                         | Unknown | Suppressed | 0          |
| Confirmed | 50-59   | White                         | Unknown | 0          | 0          |
| Confirmed | 60-69   | White                         | Unknown | Suppressed | 0          |
| Confirmed | 70-79   | White                         | Unknown | Suppressed | 0          |
| Confirmed | 80+     | White                         | Unknown | Suppressed | 0          |
| Confirmed | Unknown | White                         | Unknown | 0          | 0          |
| Probable  | 0-19    | American Indian/Alaska Native | Female  | 0          | 0          |
| Probable  | 20-29   | American Indian/Alaska Native | Female  | Suppressed | 0          |
| Probable  | 30-39   | American Indian/Alaska Native | Female  | Suppressed | 0          |
| Probable  | 40-49   | American Indian/Alaska Native | Female  | Suppressed | 0          |
| Probable  | 50-59   | American Indian/Alaska Native | Female  | Suppressed | 0          |
| Probable  | 60-69   | American Indian/Alaska Native | Female  | Suppressed | 0          |
| Probable  | 70-79   | American Indian/Alaska Native | Female  | Suppressed | 0          |
| Probable  | 80+     | American Indian/Alaska Native | Female  | 0          | 0          |



|          |         |                               |        |            |            |
|----------|---------|-------------------------------|--------|------------|------------|
| Probable | Unknown | American Indian/Alaska Native | Female | 0          | 0          |
| Probable | 0-19    | Asian/Pacific Islander        | Female | 14         | 0          |
| Probable | 20-29   | Asian/Pacific Islander        | Female | 15         | 0          |
| Probable | 30-39   | Asian/Pacific Islander        | Female | 16         | 0          |
| Probable | 40-49   | Asian/Pacific Islander        | Female | Suppressed | 0          |
| Probable | 50-59   | Asian/Pacific Islander        | Female | 10         | 0          |
| Probable | 60-69   | Asian/Pacific Islander        | Female | 6          | 0          |
| Probable | 70-79   | Asian/Pacific Islander        | Female | Suppressed | 0          |
| Probable | 80+     | Asian/Pacific Islander        | Female | 0          | 0          |
| Probable | Unknown | Asian/Pacific Islander        | Female | Suppressed | 0          |
| Probable | 0-19    | Black/African American        | Female | 40         | 0          |
| Probable | 20-29   | Black/African American        | Female | 70         | 0          |
| Probable | 30-39   | Black/African American        | Female | 59         | 0          |
| Probable | 40-49   | Black/African American        | Female | 80         | Suppressed |
| Probable | 50-59   | Black/African American        | Female | 78         | 6          |
| Probable | 60-69   | Black/African American        | Female | 84         | 10         |
| Probable | 70-79   | Black/African American        | Female | 37         | 8          |
| Probable | 80+     | Black/African American        | Female | 27         | 18         |
| Probable | Unknown | Black/African American        | Female | Suppressed | 0          |
| Probable | 0-19    | Multiple Races                | Female | 11         | 0          |
| Probable | 20-29   | Multiple Races                | Female | 31         | 0          |
| Probable | 30-39   | Multiple Races                | Female | 11         | 0          |
| Probable | 40-49   | Multiple Races                | Female | 33         | 0          |
| Probable | 50-59   | Multiple Races                | Female | 33         | 0          |
| Probable | 60-69   | Multiple Races                | Female | 21         | 0          |
| Probable | 70-79   | Multiple Races                | Female | 7          | 0          |
| Probable | 80+     | Multiple Races                | Female | Suppressed | Suppressed |
| Probable | Unknown | Multiple Races                | Female | 0          | 0          |
| Probable | 0-19    | Other                         | Female | 34         | 0          |
| Probable | 20-29   | Other                         | Female | 18         | 0          |
| Probable | 30-39   | Other                         | Female | 24         | 0          |
| Probable | 40-49   | Other                         | Female | 24         | 0          |
| Probable | 50-59   | Other                         | Female | 16         | Suppressed |
| Probable | 60-69   | Other                         | Female | 9          | Suppressed |
| Probable | 70-79   | Other                         | Female | 6          | 0          |
| Probable | 80+     | Other                         | Female | 0          | 0          |
| Probable | Unknown | Other                         | Female | Suppressed | 0          |
| Probable | 0-19    | Unknown                       | Female | 110        | 0          |
| Probable | 20-29   | Unknown                       | Female | 211        | 0          |
| Probable | 30-39   | Unknown                       | Female | 201        | 0          |
| Probable | 40-49   | Unknown                       | Female | 290        | 0          |
| Probable | 50-59   | Unknown                       | Female | 305        | 0          |
| Probable | 60-69   | Unknown                       | Female | 249        | Suppressed |
| Probable | 70-79   | Unknown                       | Female | 103        | 0          |
| Probable | 80+     | Unknown                       | Female | 45         | Suppressed |
| Probable | Unknown | Unknown                       | Female | 17         | 0          |
| Probable | 0-19    | White                         | Female | 143        | 0          |
| Probable | 20-29   | White                         | Female | 192        | 0          |
| Probable | 30-39   | White                         | Female | 164        | 0          |
| Probable | 40-49   | White                         | Female | 175        | Suppressed |

|          |         |                               |        |            |            |
|----------|---------|-------------------------------|--------|------------|------------|
| Probable | 50-59   | White                         | Female | 257        | Suppressed |
| Probable | 60-69   | White                         | Female | 170        | 14         |
| Probable | 70-79   | White                         | Female | 91         | 17         |
| Probable | 80+     | White                         | Female | 71         | 39         |
| Probable | Unknown | White                         | Female | 7          | 0          |
| Probable | 0-19    | American Indian/Alaska Native | Male   | 0          | 0          |
| Probable | 20-29   | American Indian/Alaska Native | Male   | 0          | 0          |
| Probable | 30-39   | American Indian/Alaska Native | Male   | 0          | 0          |
| Probable | 40-49   | American Indian/Alaska Native | Male   | Suppressed | 0          |
| Probable | 50-59   | American Indian/Alaska Native | Male   | Suppressed | 0          |
| Probable | 60-69   | American Indian/Alaska Native | Male   | Suppressed | 0          |
| Probable | 70-79   | American Indian/Alaska Native | Male   | 0          | 0          |
| Probable | 80+     | American Indian/Alaska Native | Male   | Suppressed | Suppressed |
| Probable | Unknown | American Indian/Alaska Native | Male   | 0          | 0          |
| Probable | 0-19    | Asian/Pacific Islander        | Male   | 12         | 0          |
| Probable | 20-29   | Asian/Pacific Islander        | Male   | 12         | 0          |
| Probable | 30-39   | Asian/Pacific Islander        | Male   | 15         | 0          |
| Probable | 40-49   | Asian/Pacific Islander        | Male   | Suppressed | 0          |
| Probable | 50-59   | Asian/Pacific Islander        | Male   | 7          | 0          |
| Probable | 60-69   | Asian/Pacific Islander        | Male   | Suppressed | 0          |
| Probable | 70-79   | Asian/Pacific Islander        | Male   | Suppressed | 0          |
| Probable | 80+     | Asian/Pacific Islander        | Male   | 0          | 0          |
| Probable | Unknown | Asian/Pacific Islander        | Male   | 0          | 0          |
| Probable | 0-19    | Black/African American        | Male   | 35         | 0          |
| Probable | 20-29   | Black/African American        | Male   | 38         | 0          |
| Probable | 30-39   | Black/African American        | Male   | 33         | 0          |
| Probable | 40-49   | Black/African American        | Male   | 43         | 7          |
| Probable | 50-59   | Black/African American        | Male   | 63         | 6          |
| Probable | 60-69   | Black/African American        | Male   | 58         | 12         |
| Probable | 70-79   | Black/African American        | Male   | 31         | 18         |
| Probable | 80+     | Black/African American        | Male   | 10         | 9          |
| Probable | Unknown | Black/African American        | Male   | Suppressed | 0          |
| Probable | 0-19    | Multiple Races                | Male   | 21         | 0          |
| Probable | 20-29   | Multiple Races                | Male   | 17         | 0          |
| Probable | 30-39   | Multiple Races                | Male   | 22         | 0          |
| Probable | 40-49   | Multiple Races                | Male   | 27         | 0          |
| Probable | 50-59   | Multiple Races                | Male   | 22         | 0          |
| Probable | 60-69   | Multiple Races                | Male   | 14         | 0          |
| Probable | 70-79   | Multiple Races                | Male   | 6          | 0          |
| Probable | 80+     | Multiple Races                | Male   | Suppressed | Suppressed |
| Probable | Unknown | Multiple Races                | Male   | Suppressed | 0          |
| Probable | 0-19    | Other                         | Male   | 35         | 0          |
| Probable | 20-29   | Other                         | Male   | 29         | 0          |
| Probable | 30-39   | Other                         | Male   | 13         | 0          |
| Probable | 40-49   | Other                         | Male   | 17         | 0          |
| Probable | 50-59   | Other                         | Male   | 10         | 0          |
| Probable | 60-69   | Other                         | Male   | 13         | Suppressed |
| Probable | 70-79   | Other                         | Male   | Suppressed | Suppressed |
| Probable | 80+     | Other                         | Male   | Suppressed | 0          |
| Probable | Unknown | Other                         | Male   | Suppressed | 0          |

|          |         |                               |         |            |            |
|----------|---------|-------------------------------|---------|------------|------------|
| Probable | 0-19    | Unknown                       | Male    | 114        | 0          |
| Probable | 20-29   | Unknown                       | Male    | 154        | 0          |
| Probable | 30-39   | Unknown                       | Male    | 190        | Suppressed |
| Probable | 40-49   | Unknown                       | Male    | 199        | Suppressed |
| Probable | 50-59   | Unknown                       | Male    | 234        | 0          |
| Probable | 60-69   | Unknown                       | Male    | 188        | 0          |
| Probable | 70-79   | Unknown                       | Male    | 79         | Suppressed |
| Probable | 80+     | Unknown                       | Male    | 31         | Suppressed |
| Probable | Unknown | Unknown                       | Male    | 11         | 0          |
| Probable | 0-19    | White                         | Male    | 184        | 0          |
| Probable | 20-29   | White                         | Male    | 143        | Suppressed |
| Probable | 30-39   | White                         | Male    | 138        | Suppressed |
| Probable | 40-49   | White                         | Male    | 138        | Suppressed |
| Probable | 50-59   | White                         | Male    | 194        | Suppressed |
| Probable | 60-69   | White                         | Male    | 132        | 11         |
| Probable | 70-79   | White                         | Male    | 52         | 8          |
| Probable | 80+     | White                         | Male    | 47         | 25         |
| Probable | Unknown | White                         | Male    | Suppressed | 0          |
| Probable | 0-19    | American Indian/Alaska Native | Unknown | 0          | 0          |
| Probable | 20-29   | American Indian/Alaska Native | Unknown | 0          | 0          |
| Probable | 30-39   | American Indian/Alaska Native | Unknown | 0          | 0          |
| Probable | 40-49   | American Indian/Alaska Native | Unknown | 0          | 0          |
| Probable | 50-59   | American Indian/Alaska Native | Unknown | 0          | 0          |
| Probable | 60-69   | American Indian/Alaska Native | Unknown | 0          | 0          |
| Probable | 70-79   | American Indian/Alaska Native | Unknown | 0          | 0          |
| Probable | 80+     | American Indian/Alaska Native | Unknown | 0          | 0          |
| Probable | Unknown | American Indian/Alaska Native | Unknown | 0          | 0          |
| Probable | 0-19    | Asian/Pacific Islander        | Unknown | 0          | 0          |
| Probable | 20-29   | Asian/Pacific Islander        | Unknown | 0          | 0          |
| Probable | 30-39   | Asian/Pacific Islander        | Unknown | 0          | 0          |
| Probable | 40-49   | Asian/Pacific Islander        | Unknown | 0          | 0          |
| Probable | 50-59   | Asian/Pacific Islander        | Unknown | 0          | 0          |
| Probable | 60-69   | Asian/Pacific Islander        | Unknown | 0          | 0          |
| Probable | 70-79   | Asian/Pacific Islander        | Unknown | 0          | 0          |
| Probable | 80+     | Asian/Pacific Islander        | Unknown | 0          | 0          |
| Probable | Unknown | Asian/Pacific Islander        | Unknown | 0          | 0          |
| Probable | 0-19    | Black/African American        | Unknown | 0          | 0          |
| Probable | 20-29   | Black/African American        | Unknown | 0          | 0          |
| Probable | 30-39   | Black/African American        | Unknown | 0          | 0          |
| Probable | 40-49   | Black/African American        | Unknown | 0          | 0          |
| Probable | 50-59   | Black/African American        | Unknown | 0          | 0          |
| Probable | 60-69   | Black/African American        | Unknown | 0          | 0          |
| Probable | 70-79   | Black/African American        | Unknown | 0          | 0          |
| Probable | 80+     | Black/African American        | Unknown | 0          | 0          |
| Probable | Unknown | Black/African American        | Unknown | 0          | 0          |
| Probable | 0-19    | Multiple Races                | Unknown | 0          | 0          |
| Probable | 20-29   | Multiple Races                | Unknown | Suppressed | 0          |
| Probable | 30-39   | Multiple Races                | Unknown | Suppressed | 0          |
| Probable | 40-49   | Multiple Races                | Unknown | 0          | 0          |
| Probable | 50-59   | Multiple Races                | Unknown | 0          | 0          |

|          |         |                |         |            |   |
|----------|---------|----------------|---------|------------|---|
| Probable | 60-69   | Multiple Races | Unknown | Suppressed | 0 |
| Probable | 70-79   | Multiple Races | Unknown | 0          | 0 |
| Probable | 80+     | Multiple Races | Unknown | 0          | 0 |
| Probable | Unknown | Multiple Races | Unknown | 0          | 0 |
| Probable | 0-19    | Other          | Unknown | 0          | 0 |
| Probable | 20-29   | Other          | Unknown | 0          | 0 |
| Probable | 30-39   | Other          | Unknown | 0          | 0 |
| Probable | 40-49   | Other          | Unknown | 0          | 0 |
| Probable | 50-59   | Other          | Unknown | 0          | 0 |
| Probable | 60-69   | Other          | Unknown | 0          | 0 |
| Probable | 70-79   | Other          | Unknown | 0          | 0 |
| Probable | 80+     | Other          | Unknown | 0          | 0 |
| Probable | Unknown | Other          | Unknown | 0          | 0 |
| Probable | 0-19    | Unknown        | Unknown | Suppressed | 0 |
| Probable | 20-29   | Unknown        | Unknown | Suppressed | 0 |
| Probable | 30-39   | Unknown        | Unknown | Suppressed | 0 |
| Probable | 40-49   | Unknown        | Unknown | 6          | 0 |
| Probable | 50-59   | Unknown        | Unknown | Suppressed | 0 |
| Probable | 60-69   | Unknown        | Unknown | 6          | 0 |
| Probable | 70-79   | Unknown        | Unknown | Suppressed | 0 |
| Probable | 80+     | Unknown        | Unknown | Suppressed | 0 |
| Probable | Unknown | Unknown        | Unknown | 33         | 0 |
| Probable | 0-19    | White          | Unknown | Suppressed | 0 |
| Probable | 20-29   | White          | Unknown | 0          | 0 |
| Probable | 30-39   | White          | Unknown | 0          | 0 |
| Probable | 40-49   | White          | Unknown | Suppressed | 0 |
| Probable | 50-59   | White          | Unknown | Suppressed | 0 |
| Probable | 60-69   | White          | Unknown | 0          | 0 |
| Probable | 70-79   | White          | Unknown | 0          | 0 |
| Probable | 80+     | White          | Unknown | 0          | 0 |
| Probable | Unknown | White          | Unknown | 0          | 0 |

# COVID-19 TESTS BY COUNTY 2020-06-23

| Updated             | COUNTY     | TestType   | Count | RatePerMillion |
|---------------------|------------|------------|-------|----------------|
| 2020/06/23 13:07:55 | Alcona     | Diagnostic | 560   | 54044          |
| 2020/06/23 13:07:55 | Alcona     | Serology   | 22    | 2123           |
| 2020/06/23 13:07:55 | Alcona     | Total      | 582   | 56167          |
| 2020/06/23 13:07:55 | Alger      | Diagnostic | 256   | 28141          |
| 2020/06/23 13:07:55 | Alger      | Serology   | 48    | 5276           |
| 2020/06/23 13:07:55 | Alger      | Total      | 304   | 33418          |
| 2020/06/23 13:07:55 | Allegan    | Diagnostic | 7300  | 62219          |
| 2020/06/23 13:07:55 | Allegan    | Serology   | 317   | 2702           |
| 2020/06/23 13:07:55 | Allegan    | Total      | 7617  | 64921          |
| 2020/06/23 13:07:55 | Alpena     | Diagnostic | 846   | 29831          |
| 2020/06/23 13:07:55 | Alpena     | Serology   | 71    | 2504           |
| 2020/06/23 13:07:55 | Alpena     | Total      | 917   | 32334          |
| 2020/06/23 13:07:55 | Antrim     | Diagnostic | 870   | 37235          |
| 2020/06/23 13:07:55 | Antrim     | Serology   | 52    | 2226           |
| 2020/06/23 13:07:55 | Antrim     | Total      | 922   | 39461          |
| 2020/06/23 13:07:55 | Arenac     | Diagnostic | 1121  | 74530          |
| 2020/06/23 13:07:55 | Arenac     | Serology   | 54    | 3590           |
| 2020/06/23 13:07:55 | Arenac     | Total      | 1175  | 78120          |
| 2020/06/23 13:07:55 | Baraga     | Diagnostic | 293   | 35216          |
| 2020/06/23 13:07:55 | Baraga     | Serology   | 12    | 1442           |
| 2020/06/23 13:07:55 | Baraga     | Total      | 305   | 36659          |
| 2020/06/23 13:07:55 | Barry      | Diagnostic | 3050  | 49872          |
| 2020/06/23 13:07:55 | Barry      | Serology   | 227   | 3712           |
| 2020/06/23 13:07:55 | Barry      | Total      | 3277  | 53583          |
| 2020/06/23 13:07:55 | Bay        | Diagnostic | 7907  | 76085          |
| 2020/06/23 13:07:55 | Bay        | Serology   | 497   | 4782           |
| 2020/06/23 13:07:55 | Bay        | Total      | 8404  | 80868          |
| 2020/06/23 13:07:55 | Benzie     | Diagnostic | 667   | 37571          |
| 2020/06/23 13:07:55 | Benzie     | Serology   | 19    | 1070           |
| 2020/06/23 13:07:55 | Benzie     | Total      | 686   | 38641          |
| 2020/06/23 13:07:55 | Berrien    | Diagnostic | 16457 | 106766         |
| 2020/06/23 13:07:55 | Berrien    | Serology   | 1001  | 6494           |
| 2020/06/23 13:07:55 | Berrien    | Total      | 17458 | 113260         |
| 2020/06/23 13:07:55 | Branch     | Diagnostic | 1676  | 38421          |
| 2020/06/23 13:07:55 | Branch     | Serology   | 75    | 1719           |
| 2020/06/23 13:07:55 | Branch     | Total      | 1751  | 40140          |
| 2020/06/23 13:07:55 | Calhoun    | Diagnostic | 11508 | 85570          |
| 2020/06/23 13:07:55 | Calhoun    | Serology   | 361   | 2684           |
| 2020/06/23 13:07:55 | Calhoun    | Total      | 11869 | 88254          |
| 2020/06/23 13:07:55 | Cass       | Diagnostic | 2143  | 41488          |
| 2020/06/23 13:07:55 | Cass       | Serology   | 100   | 1936           |
| 2020/06/23 13:07:55 | Cass       | Total      | 2243  | 43424          |
| 2020/06/23 13:07:55 | Charlevoix | Diagnostic | 1151  | 43858          |
| 2020/06/23 13:07:55 | Charlevoix | Serology   | 242   | 9221           |
| 2020/06/23 13:07:55 | Charlevoix | Total      | 1393  | 53079          |
| 2020/06/23 13:07:55 | Cheboygan  | Serology   | 104   | 4092           |
| 2020/06/23 13:07:55 | Cheboygan  | Diagnostic | 1069  | 42065          |

|                                    |            |        |        |
|------------------------------------|------------|--------|--------|
| 2020/06/23 13:07:55 Cheboygan      | Total      | 1173   | 46157  |
| 2020/06/23 13:07:55 Chippewa       | Diagnostic | 682    | 18178  |
| 2020/06/23 13:07:55 Chippewa       | Serology   | 50     | 1333   |
| 2020/06/23 13:07:55 Chippewa       | Total      | 732    | 19511  |
| 2020/06/23 13:07:55 Clare          | Diagnostic | 1511   | 49127  |
| 2020/06/23 13:07:55 Clare          | Serology   | 93     | 3024   |
| 2020/06/23 13:07:55 Clare          | Total      | 1604   | 52151  |
| 2020/06/23 13:07:55 Clinton        | Diagnostic | 4585   | 57795  |
| 2020/06/23 13:07:55 Clinton        | Serology   | 1414   | 17824  |
| 2020/06/23 13:07:55 Clinton        | Total      | 5999   | 75619  |
| 2020/06/23 13:07:55 Correctional   | Serology   | 6658   |        |
| 2020/06/23 13:07:55 Correctional   | Diagnostic | 48383  |        |
| 2020/06/23 13:07:55 Correctional   | Total      | 55041  |        |
| 2020/06/23 13:07:55 Crawford       | Serology   | 35     | 2518   |
| 2020/06/23 13:07:55 Crawford       | Diagnostic | 636    | 45752  |
| 2020/06/23 13:07:55 Crawford       | Total      | 671    | 48270  |
| 2020/06/23 13:07:55 Delta          | Diagnostic | 1554   | 43339  |
| 2020/06/23 13:07:55 Delta          | Serology   | 118    | 3291   |
| 2020/06/23 13:07:55 Delta          | Total      | 1672   | 46630  |
| 2020/06/23 13:07:55 Detroit City   | Serology   | 6975   | 10734  |
| 2020/06/23 13:07:55 Detroit City   | Diagnostic | 110159 | 169527 |
| 2020/06/23 13:07:55 Detroit City   | Total      | 117134 | 180261 |
| 2020/06/23 13:07:55 Dickinson      | Diagnostic | 669    | 26356  |
| 2020/06/23 13:07:55 Dickinson      | Serology   | 37     | 1458   |
| 2020/06/23 13:07:55 Dickinson      | Total      | 706    | 27814  |
| 2020/06/23 13:07:55 Eaton          | Diagnostic | 10166  | 92565  |
| 2020/06/23 13:07:55 Eaton          | Serology   | 2083   | 18966  |
| 2020/06/23 13:07:55 Eaton          | Total      | 12249  | 111531 |
| 2020/06/23 13:07:55 Emmet          | Diagnostic | 1599   | 48006  |
| 2020/06/23 13:07:55 Emmet          | Serology   | 539    | 16182  |
| 2020/06/23 13:07:55 Emmet          | Total      | 2138   | 64189  |
| 2020/06/23 13:07:55 Genesee        | Serology   | 6146   | 15105  |
| 2020/06/23 13:07:55 Genesee        | Diagnostic | 25128  | 61756  |
| 2020/06/23 13:07:55 Genesee        | Total      | 31274  | 76861  |
| 2020/06/23 13:07:55 Gladwin        | Diagnostic | 1551   | 61215  |
| 2020/06/23 13:07:55 Gladwin        | Serology   | 71     | 2802   |
| 2020/06/23 13:07:55 Gladwin        | Total      | 1622   | 64017  |
| 2020/06/23 13:07:55 Gogebic        | Diagnostic | 782    | 51802  |
| 2020/06/23 13:07:55 Gogebic        | Serology   | 18     | 1192   |
| 2020/06/23 13:07:55 Gogebic        | Total      | 800    | 52994  |
| 2020/06/23 13:07:55 Grand Traverse | Diagnostic | 4711   | 50890  |
| 2020/06/23 13:07:55 Grand Traverse | Serology   | 195    | 2106   |
| 2020/06/23 13:07:55 Grand Traverse | Total      | 4906   | 52996  |
| 2020/06/23 13:07:55 Gratiot        | Diagnostic | 2696   | 66406  |
| 2020/06/23 13:07:55 Gratiot        | Serology   | 209    | 5148   |
| 2020/06/23 13:07:55 Gratiot        | Total      | 2905   | 71553  |
| 2020/06/23 13:07:55 Hillsdale      | Diagnostic | 2731   | 59695  |
| 2020/06/23 13:07:55 Hillsdale      | Serology   | 113    | 2470   |
| 2020/06/23 13:07:55 Hillsdale      | Total      | 2844   | 62165  |
| 2020/06/23 13:07:55 Houghton       | Diagnostic | 1146   | 31641  |

|                                |            |       |        |
|--------------------------------|------------|-------|--------|
| 2020/06/23 13:07:55 Houghton   | Serology   | 48    | 1325   |
| 2020/06/23 13:07:55 Houghton   | Total      | 1194  | 32966  |
| 2020/06/23 13:07:55 Huron      | Serology   | 111   | 3562   |
| 2020/06/23 13:07:55 Huron      | Diagnostic | 1848  | 59295  |
| 2020/06/23 13:07:55 Huron      | Total      | 1959  | 62857  |
| 2020/06/23 13:07:55 Ingham     | Diagnostic | 27433 | 93713  |
| 2020/06/23 13:07:55 Ingham     | Serology   | 6304  | 21535  |
| 2020/06/23 13:07:55 Ingham     | Total      | 33737 | 115248 |
| 2020/06/23 13:07:55 Ionia      | Serology   | 558   | 8690   |
| 2020/06/23 13:07:55 Ionia      | Diagnostic | 4726  | 73602  |
| 2020/06/23 13:07:55 Ionia      | Total      | 5284  | 82292  |
| 2020/06/23 13:07:55 Iosco      | Diagnostic | 2113  | 84247  |
| 2020/06/23 13:07:55 Iosco      | Serology   | 46    | 1834   |
| 2020/06/23 13:07:55 Iosco      | Total      | 2159  | 86081  |
| 2020/06/23 13:07:55 Iron       | Diagnostic | 597   | 53702  |
| 2020/06/23 13:07:55 Iron       | Serology   | 6     | 540    |
| 2020/06/23 13:07:55 Iron       | Total      | 603   | 54241  |
| 2020/06/23 13:07:55 Isabella   | Diagnostic | 2290  | 32454  |
| 2020/06/23 13:07:55 Isabella   | Serology   | 229   | 3245   |
| 2020/06/23 13:07:55 Isabella   | Total      | 2519  | 35699  |
| 2020/06/23 13:07:55 Jackson    | Serology   | 865   | 5446   |
| 2020/06/23 13:07:55 Jackson    | Diagnostic | 12964 | 81625  |
| 2020/06/23 13:07:55 Jackson    | Total      | 13829 | 87072  |
| 2020/06/23 13:07:55 Kalamazoo  | Diagnostic | 16904 | 63820  |
| 2020/06/23 13:07:55 Kalamazoo  | Serology   | 1192  | 4500   |
| 2020/06/23 13:07:55 Kalamazoo  | Total      | 18096 | 68320  |
| 2020/06/23 13:07:55 Kalkaska   | Diagnostic | 845   | 47408  |
| 2020/06/23 13:07:55 Kalkaska   | Serology   | 13    | 729    |
| 2020/06/23 13:07:55 Kalkaska   | Total      | 858   | 48137  |
| 2020/06/23 13:07:55 Kent       | Diagnostic | 55115 | 84301  |
| 2020/06/23 13:07:55 Kent       | Serology   | 4736  | 7244   |
| 2020/06/23 13:07:55 Kent       | Total      | 59851 | 91545  |
| 2020/06/23 13:07:55 Keweenaw   | Diagnostic | 103   | 48746  |
| 2020/06/23 13:07:55 Keweenaw   | Serology   | 7     | 3313   |
| 2020/06/23 13:07:55 Keweenaw   | Total      | 110   | 52059  |
| 2020/06/23 13:07:55 Lake       | Diagnostic | 1062  | 89386  |
| 2020/06/23 13:07:55 Lake       | Serology   | 46    | 3872   |
| 2020/06/23 13:07:55 Lake       | Total      | 1108  | 93258  |
| 2020/06/23 13:07:55 Lapeer     | Diagnostic | 4271  | 48519  |
| 2020/06/23 13:07:55 Lapeer     | Serology   | 855   | 9713   |
| 2020/06/23 13:07:55 Lapeer     | Total      | 5126  | 58231  |
| 2020/06/23 13:07:55 Leelanau   | Diagnostic | 672   | 30877  |
| 2020/06/23 13:07:55 Leelanau   | Serology   | 40    | 1838   |
| 2020/06/23 13:07:55 Leelanau   | Total      | 712   | 32715  |
| 2020/06/23 13:07:55 Lenawee    | Diagnostic | 4305  | 43810  |
| 2020/06/23 13:07:55 Lenawee    | Serology   | 409   | 4162   |
| 2020/06/23 13:07:55 Lenawee    | Total      | 4714  | 47972  |
| 2020/06/23 13:07:55 Livingston | Diagnostic | 13324 | 69677  |
| 2020/06/23 13:07:55 Livingston | Serology   | 2438  | 12749  |
| 2020/06/23 13:07:55 Livingston | Total      | 15762 | 82427  |

|                                 |            |        |        |
|---------------------------------|------------|--------|--------|
| 2020/06/23 13:07:55 Luce        | Diagnostic | 192    | 30559  |
| 2020/06/23 13:07:55 Luce        | Serology   | 11     | 1751   |
| 2020/06/23 13:07:55 Luce        | Total      | 203    | 32309  |
| 2020/06/23 13:07:55 Mackinac    | Diagnostic | 332    | 30778  |
| 2020/06/23 13:07:55 Mackinac    | Serology   | 30     | 2781   |
| 2020/06/23 13:07:55 Mackinac    | Total      | 362    | 33559  |
| 2020/06/23 13:07:55 Macomb      | Serology   | 15404  | 17609  |
| 2020/06/23 13:07:55 Macomb      | Diagnostic | 69147  | 79047  |
| 2020/06/23 13:07:55 Macomb      | Total      | 84551  | 96656  |
| 2020/06/23 13:07:55 Manistee    | Serology   | 63     | 2568   |
| 2020/06/23 13:07:55 Manistee    | Diagnostic | 716    | 29191  |
| 2020/06/23 13:07:55 Manistee    | Total      | 779    | 31760  |
| 2020/06/23 13:07:55 Marquette   | Diagnostic | 6001   | 90219  |
| 2020/06/23 13:07:55 Marquette   | Serology   | 603    | 9065   |
| 2020/06/23 13:07:55 Marquette   | Total      | 6604   | 99284  |
| 2020/06/23 13:07:55 Mason       | Diagnostic | 2361   | 81134  |
| 2020/06/23 13:07:55 Mason       | Serology   | 99     | 3402   |
| 2020/06/23 13:07:55 Mason       | Total      | 2460   | 84536  |
| 2020/06/23 13:07:55 Mecosta     | Diagnostic | 2394   | 54978  |
| 2020/06/23 13:07:55 Mecosta     | Serology   | 135    | 3100   |
| 2020/06/23 13:07:55 Mecosta     | Total      | 2529   | 58078  |
| 2020/06/23 13:07:55 Menominee   | Diagnostic | 483    | 21016  |
| 2020/06/23 13:07:55 Menominee   | Serology   | 20     | 870    |
| 2020/06/23 13:07:55 Menominee   | Total      | 503    | 21886  |
| 2020/06/23 13:07:55 Midland     | Diagnostic | 5282   | 63479  |
| 2020/06/23 13:07:55 Midland     | Serology   | 397    | 4771   |
| 2020/06/23 13:07:55 Midland     | Total      | 5679   | 68250  |
| 2020/06/23 13:07:55 Missaukee   | Diagnostic | 542    | 35863  |
| 2020/06/23 13:07:55 Missaukee   | Serology   | 42     | 2779   |
| 2020/06/23 13:07:55 Missaukee   | Total      | 584    | 38642  |
| 2020/06/23 13:07:55 Monroe      | Serology   | 1630   | 10835  |
| 2020/06/23 13:07:55 Monroe      | Diagnostic | 7988   | 53098  |
| 2020/06/23 13:07:55 Monroe      | Total      | 9618   | 63933  |
| 2020/06/23 13:07:55 Montcalm    | Serology   | 416    | 6503   |
| 2020/06/23 13:07:55 Montcalm    | Diagnostic | 4260   | 66596  |
| 2020/06/23 13:07:55 Montcalm    | Total      | 4676   | 73099  |
| 2020/06/23 13:07:55 Montmorency | Serology   | 33     | 3562   |
| 2020/06/23 13:07:55 Montmorency | Diagnostic | 400    | 43173  |
| 2020/06/23 13:07:55 Montmorency | Total      | 433    | 46735  |
| 2020/06/23 13:07:55 Muskegon    | Serology   | 421    | 2425   |
| 2020/06/23 13:07:55 Muskegon    | Diagnostic | 17157  | 98837  |
| 2020/06/23 13:07:55 Muskegon    | Total      | 17578  | 101263 |
| 2020/06/23 13:07:55 Newaygo     | Diagnostic | 3707   | 75820  |
| 2020/06/23 13:07:55 Newaygo     | Serology   | 240    | 4909   |
| 2020/06/23 13:07:55 Newaygo     | Total      | 3947   | 80729  |
| 2020/06/23 13:07:55 Oakland     | Diagnostic | 95030  | 75468  |
| 2020/06/23 13:07:55 Oakland     | Serology   | 33675  | 26743  |
| 2020/06/23 13:07:55 Oakland     | Total      | 128705 | 102212 |
| 2020/06/23 13:07:55 Oceana      | Diagnostic | 2784   | 104563 |
| 2020/06/23 13:07:55 Oceana      | Serology   | 90     | 3380   |



|                                  |            |       |        |
|----------------------------------|------------|-------|--------|
| 2020/06/23 13:07:55 Oceana       | Total      | 2874  | 107944 |
| 2020/06/23 13:07:55 Ogemaw       | Diagnostic | 830   | 39614  |
| 2020/06/23 13:07:55 Ogemaw       | Serology   | 34    | 1623   |
| 2020/06/23 13:07:55 Ogemaw       | Total      | 864   | 41237  |
| 2020/06/23 13:07:55 Ontonagon    | Diagnostic | 441   | 76100  |
| 2020/06/23 13:07:55 Ontonagon    | Serology   | 6     | 1035   |
| 2020/06/23 13:07:55 Ontonagon    | Total      | 447   | 77135  |
| 2020/06/23 13:07:55 Osceola      | Diagnostic | 1719  | 73647  |
| 2020/06/23 13:07:55 Osceola      | Serology   | 67    | 2870   |
| 2020/06/23 13:07:55 Osceola      | Total      | 1786  | 76518  |
| 2020/06/23 13:07:55 Oscoda       | Diagnostic | 254   | 30691  |
| 2020/06/23 13:07:55 Oscoda       | Serology   | 7     | 846    |
| 2020/06/23 13:07:55 Oscoda       | Total      | 261   | 31537  |
| 2020/06/23 13:07:55 Otsego       | Diagnostic | 1024  | 41516  |
| 2020/06/23 13:07:55 Otsego       | Serology   | 174   | 7055   |
| 2020/06/23 13:07:55 Otsego       | Total      | 1198  | 48571  |
| 2020/06/23 13:07:55 Ottawa       | Diagnostic | 24505 | 84356  |
| 2020/06/23 13:07:55 Ottawa       | Serology   | 1465  | 5043   |
| 2020/06/23 13:07:55 Ottawa       | Total      | 25970 | 89399  |
| 2020/06/23 13:07:55 Presque Isle | Diagnostic | 467   | 36662  |
| 2020/06/23 13:07:55 Presque Isle | Serology   | 62    | 4867   |
| 2020/06/23 13:07:55 Presque Isle | Total      | 529   | 41529  |
| 2020/06/23 13:07:55 Roscommon    | Serology   | 139   | 5820   |
| 2020/06/23 13:07:55 Roscommon    | Diagnostic | 974   | 40780  |
| 2020/06/23 13:07:55 Roscommon    | Total      | 1113  | 46600  |
| 2020/06/23 13:07:55 Saginaw      | Serology   | 621   | 3255   |
| 2020/06/23 13:07:55 Saginaw      | Diagnostic | 18423 | 96557  |
| 2020/06/23 13:07:55 Saginaw      | Total      | 19044 | 99811  |
| 2020/06/23 13:07:55 Sanilac      | Diagnostic | 2029  | 49269  |
| 2020/06/23 13:07:55 Sanilac      | Serology   | 201   | 4881   |
| 2020/06/23 13:07:55 Sanilac      | Total      | 2230  | 54150  |
| 2020/06/23 13:07:55 Schoolcraft  | Diagnostic | 432   | 53545  |
| 2020/06/23 13:07:55 Schoolcraft  | Serology   | 26    | 3223   |
| 2020/06/23 13:07:55 Schoolcraft  | Total      | 458   | 56767  |
| 2020/06/23 13:07:55 Shiawassee   | Serology   | 653   | 9576   |
| 2020/06/23 13:07:55 Shiawassee   | Diagnostic | 2688  | 39418  |
| 2020/06/23 13:07:55 Shiawassee   | Total      | 3341  | 48994  |
| 2020/06/23 13:07:55 St Clair     | Diagnostic | 9523  | 59766  |
| 2020/06/23 13:07:55 St Clair     | Serology   | 2577  | 16173  |
| 2020/06/23 13:07:55 St Clair     | Total      | 12100 | 75940  |
| 2020/06/23 13:07:55 St Joseph    | Serology   | 216   | 3538   |
| 2020/06/23 13:07:55 St Joseph    | Diagnostic | 3105  | 50866  |
| 2020/06/23 13:07:55 St Joseph    | Total      | 3321  | 54404  |
| 2020/06/23 13:07:55 Tuscola      | Diagnostic | 4237  | 80680  |
| 2020/06/23 13:07:55 Tuscola      | Serology   | 265   | 5046   |
| 2020/06/23 13:07:55 Tuscola      | Total      | 4502  | 85726  |
| 2020/06/23 13:07:55 Unknown      | Diagnostic | 81097 |        |
| 2020/06/23 13:07:55 Unknown      | Serology   | 11624 |        |
| 2020/06/23 13:07:55 Unknown      | Total      | 92721 |        |
| 2020/06/23 13:07:55 Van Buren    | Diagnostic | 5142  | 68153  |

|                               |            |        |        |
|-------------------------------|------------|--------|--------|
| 2020/06/23 13:07:55 Van Buren | Serology   | 238    | 3154   |
| 2020/06/23 13:07:55 Van Buren | Total      | 5380   | 71307  |
| 2020/06/23 13:07:55 Washtenaw | Diagnostic | 31095  | 83822  |
| 2020/06/23 13:07:55 Washtenaw | Serology   | 4728   | 12745  |
| 2020/06/23 13:07:55 Washtenaw | Total      | 35823  | 96568  |
| 2020/06/23 13:07:55 Wayne     | Serology   | 21747  | 19702  |
| 2020/06/23 13:07:55 Wayne     | Diagnostic | 112637 | 102044 |
| 2020/06/23 13:07:55 Wayne     | Total      | 134384 | 121745 |
| 2020/06/23 13:07:55 Wexford   | Serology   | 70     | 2092   |
| 2020/06/23 13:07:55 Wexford   | Diagnostic | 1676   | 50081  |
| 2020/06/23 13:07:55 Wexford   | Total      | 1746   | 52172  |

**DIAGNOSTIC TESTS BY RESULT AND COUNTY 2020-06-23**

| MessageDate | COUNTY         | Negative | Positive | Total |
|-------------|----------------|----------|----------|-------|
| 6/22/2020   | Alcona         | 6        | 0        | 6     |
| 6/22/2020   | Allegan        | 87       | 1        | 88    |
| 6/22/2020   | Alpena         | 10       | 0        | 10    |
| 6/22/2020   | Antrim         | 21       | 0        | 21    |
| 6/22/2020   | Arenac         | 45       | 0        | 45    |
| 6/22/2020   | Baraga         | 2        | 0        | 2     |
| 6/22/2020   | Barry          | 35       | 1        | 36    |
| 6/22/2020   | Bay            | 59       | 0        | 59    |
| 6/22/2020   | Benzie         | 4        | 0        | 4     |
| 6/22/2020   | Berrien        | 125      | 1        | 126   |
| 6/22/2020   | Branch         | 14       | 0        | 14    |
| 6/22/2020   | Calhoun        | 104      | 3        | 107   |
| 6/22/2020   | Cass           | 28       | 0        | 28    |
| 6/22/2020   | Charlevoix     | 17       | 0        | 17    |
| 6/22/2020   | Cheboygan      | 20       | 0        | 20    |
| 6/22/2020   | Chippewa       | 4        | 0        | 4     |
| 6/22/2020   | Clare          | 12       | 0        | 12    |
| 6/22/2020   | Clinton        | 53       | 2        | 55    |
| 6/22/2020   | Correctional   | 87       | 2        | 89    |
| 6/22/2020   | Crawford       | 7        | 0        | 7     |
| 6/22/2020   | Delta          | 41       | 0        | 41    |
| 6/22/2020   | Detroit City   | 1029     | 39       | 1068  |
| 6/22/2020   | Dickinson      | 9        | 0        | 9     |
| 6/22/2020   | Eaton          | 103      | 2        | 105   |
| 6/22/2020   | Emmet          | 15       | 1        | 16    |
| 6/22/2020   | Genesee        | 349      | 3        | 352   |
| 6/22/2020   | Gladwin        | 5        | 1        | 6     |
| 6/22/2020   | Gogebic        | 19       | 0        | 19    |
| 6/22/2020   | Grand Traverse | 63       | 0        | 63    |
| 6/22/2020   | Gratiot        | 17       | 0        | 17    |
| 6/22/2020   | Hillsdale      | 28       | 0        | 28    |
| 6/22/2020   | Houghton       | 4        | 0        | 4     |
| 6/22/2020   | Huron          | 15       | 0        | 15    |
| 6/22/2020   | Ingham         | 314      | 16       | 330   |
| 6/22/2020   | Ionia          | 56       | 2        | 58    |
| 6/22/2020   | Iosco          | 48       | 0        | 48    |
| 6/22/2020   | Iron           | 4        | 0        | 4     |
| 6/22/2020   | Isabella       | 30       | 0        | 30    |
| 6/22/2020   | Jackson        | 145      | 1        | 146   |
| 6/22/2020   | Kalamazoo      | 165      | 3        | 168   |
| 6/22/2020   | Kalkaska       | 25       | 0        | 25    |
| 6/22/2020   | Kent           | 499      | 22       | 521   |
| 6/22/2020   | Keweenaw       | 2        | 0        | 2     |
| 6/22/2020   | Lake           | 14       | 0        | 14    |
| 6/22/2020   | Lapeer         | 39       | 0        | 39    |
| 6/22/2020   | Leelanau       | 9        | 0        | 9     |
| 6/22/2020   | Lenawee        | 65       | 0        | 65    |

|           |              |      |    |      |
|-----------|--------------|------|----|------|
| 6/22/2020 | Livingston   | 158  | 1  | 159  |
| 6/22/2020 | Mackinac     | 1    | 0  | 1    |
| 6/22/2020 | Macomb       | 798  | 17 | 815  |
| 6/22/2020 | Manistee     | 94   | 0  | 94   |
| 6/22/2020 | Marquette    | 65   | 0  | 65   |
| 6/22/2020 | Mason        | 46   | 1  | 47   |
| 6/22/2020 | Mecosta      | 26   | 0  | 26   |
| 6/22/2020 | Menominee    | 17   | 0  | 17   |
| 6/22/2020 | Midland      | 30   | 0  | 30   |
| 6/22/2020 | Missaukee    | 13   | 0  | 13   |
| 6/22/2020 | Monroe       | 95   | 1  | 96   |
| 6/22/2020 | Montcalm     | 82   | 0  | 82   |
| 6/22/2020 | Montmorency  | 2    | 0  | 2    |
| 6/22/2020 | Muskegon     | 318  | 8  | 326  |
| 6/22/2020 | Newaygo      | 81   | 2  | 83   |
| 6/22/2020 | Oakland      | 1406 | 25 | 1431 |
| 6/22/2020 | Oceana       | 36   | 5  | 41   |
| 6/22/2020 | Ogemaw       | 15   | 0  | 15   |
| 6/22/2020 | Ontonagon    | 22   | 0  | 22   |
| 6/22/2020 | Osceola      | 23   | 0  | 23   |
| 6/22/2020 | Oscoda       | 7    | 0  | 7    |
| 6/22/2020 | Otsego       | 10   | 0  | 10   |
| 6/22/2020 | Ottawa       | 265  | 3  | 268  |
| 6/22/2020 | Presque Isle | 2    | 0  | 2    |
| 6/22/2020 | Roscommon    | 6    | 0  | 6    |
| 6/22/2020 | Saginaw      | 124  | 5  | 129  |
| 6/22/2020 | Sanilac      | 19   | 0  | 19   |
| 6/22/2020 | Schoolcraft  | 1    | 0  | 1    |
| 6/22/2020 | Shiawassee   | 23   | 0  | 23   |
| 6/22/2020 | St Clair     | 98   | 0  | 98   |
| 6/22/2020 | St Joseph    | 75   | 6  | 81   |
| 6/22/2020 | Tuscola      | 20   | 4  | 24   |
| 6/22/2020 | Unknown      | 678  | 19 | 697  |
| 6/22/2020 | Van Buren    | 41   | 1  | 42   |
| 6/22/2020 | Washtenaw    | 438  | 8  | 446  |
| 6/22/2020 | Wayne        | 1361 | 43 | 1404 |
| 6/22/2020 | Wexford      | 19   | 0  | 19   |