



Western Michigan University  
ScholarWorks at WMU

---

Cumulative Michigan COVID-19 Data

Michigan COVID-19 State Data

---

7-8-2020

## 2020-07-08\_MichiganOverview\_COVIDstats

Michigan Department of Health & Human Services

Follow this and additional works at: <https://scholarworks.wmich.edu/michigan-covid-data-state-cumulative>



Part of the Public Health Commons

---

### WMU ScholarWorks Citation

Michigan Department of Health & Human Services, "2020-07-08\_MichiganOverview\_COVIDstats" (2020).  
*Cumulative Michigan COVID-19 Data*. 137.

<https://scholarworks.wmich.edu/michigan-covid-data-state-cumulative/137>

This Website is brought to you for free and open access  
by the Michigan COVID-19 State Data at ScholarWorks at  
WMU. It has been accepted for inclusion in Cumulative  
Michigan COVID-19 Data by an authorized administrator  
of ScholarWorks at WMU. For more information, please  
contact [wmu-scholarworks@wmich.edu](mailto:wmu-scholarworks@wmich.edu).



# Coronavirus

CORONAVIRUS / MICHIGAN DATA

## Michigan Data



### DATA ABOUT PLACES

### LONG TERM CARE FACILITIES

### CORONAVIRUS SYMPTOMS

### CUMULATIVE RECOVERED



CURRENT STATUS

DAILY CASES

CUMULATIVE TRENDS

DEMOGRAPHICS

TOTAL TESTING

DIAGNOSTIC TESTING

LEARN MORE

View Cases

View Deaths

View Table

Select Preparedness Region:

All

Select County:

All

This report is provisional and subject to change. City of Detroit and Wayne County are reported separately. MDHHS began tracking probable cases April 5, 2020. FCI indicates federal correctional institute. MDOC indicates Michigan Department of Corrections. Diagnostic tests, including nucleic acid amplification/real-time polymerase chain reaction (NAAT/RT-PCR) and rapid virus antigen detection point of care (POC) tests, look for current infection. Serology (antibody) tests are used to look for the possibility of previous infection.

Source: Michigan Disease Surveillance System (MDSS) and Vital Records.

COVID-19 Cases by County

Confirmed cases include individuals with a positive diagnostic test for COVID-19. Probable cases include individuals with COVID-19 symptoms and an epidemiologic link to confirmed COVID-19, but no diagnostic test.

Cases by County

1-10

11-83

84-652

653-12407

12408+

Michigan

Wednesday, July 8, 2020

Michigan (Statewide) Case Fatality Rate

8.9%

Current Totals

Case Status	Cases	Deaths
Confirmed	67,237	6,015
Probable	7,314	247
Total	74,551	6,262

Laboratory Testing

Test Type	Tests Performed
Diagnostic	1,218,053
Serology	174,840
Total	1,392,893

Microsoft Power BI

< 1 of 7 >

Q

X

Cases by Hispanic/Latino Ethnicity		
Hispanic/Latino Ethnicity	Percentage of Overall Cases by Ethnicity	Percentage of Deceased Cases by Ethnicity
Hispanic/Latino	8%	2%
Non-Hispanic Latino	65%	82%
Unknown	27%	15%

Totals may not add to 100% due to rounding

https://www.michigan.gov/coronavirus/0,9753,7-406-98163\_98173---,00.html

2/3

**Cases by Arab Ethnicity**

<b>Arab Ethnicity</b>	<b>Percentage of Overall Cases by Ethnicity</b>	<b>Percentage of Deceased Cases by Ethnicity</b>
Arab	2%	1%
Non-Arab	42%	44%
Unknown	56%	55%

***Totals may not add to 100% due to rounding***

**PUBLIC USE DATASETS 7/8/2020**

(Downloadable .xlsx files)

**Cases and Deaths by County**

**Cases by County by Date**

**Cases by Demographics Statewide**

**COVID-19 Tests by County**

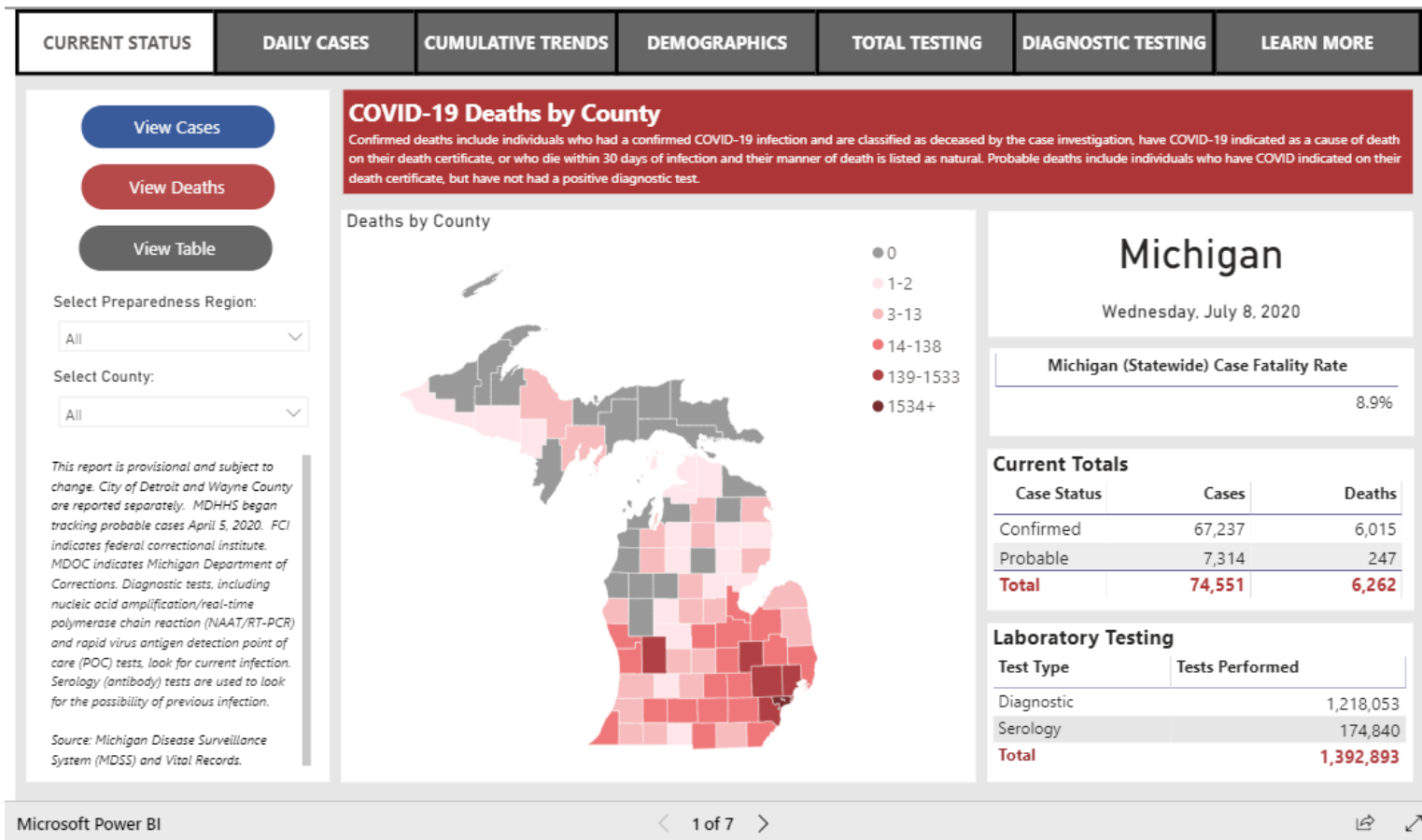
**Diagnostic Tests by Result and County**

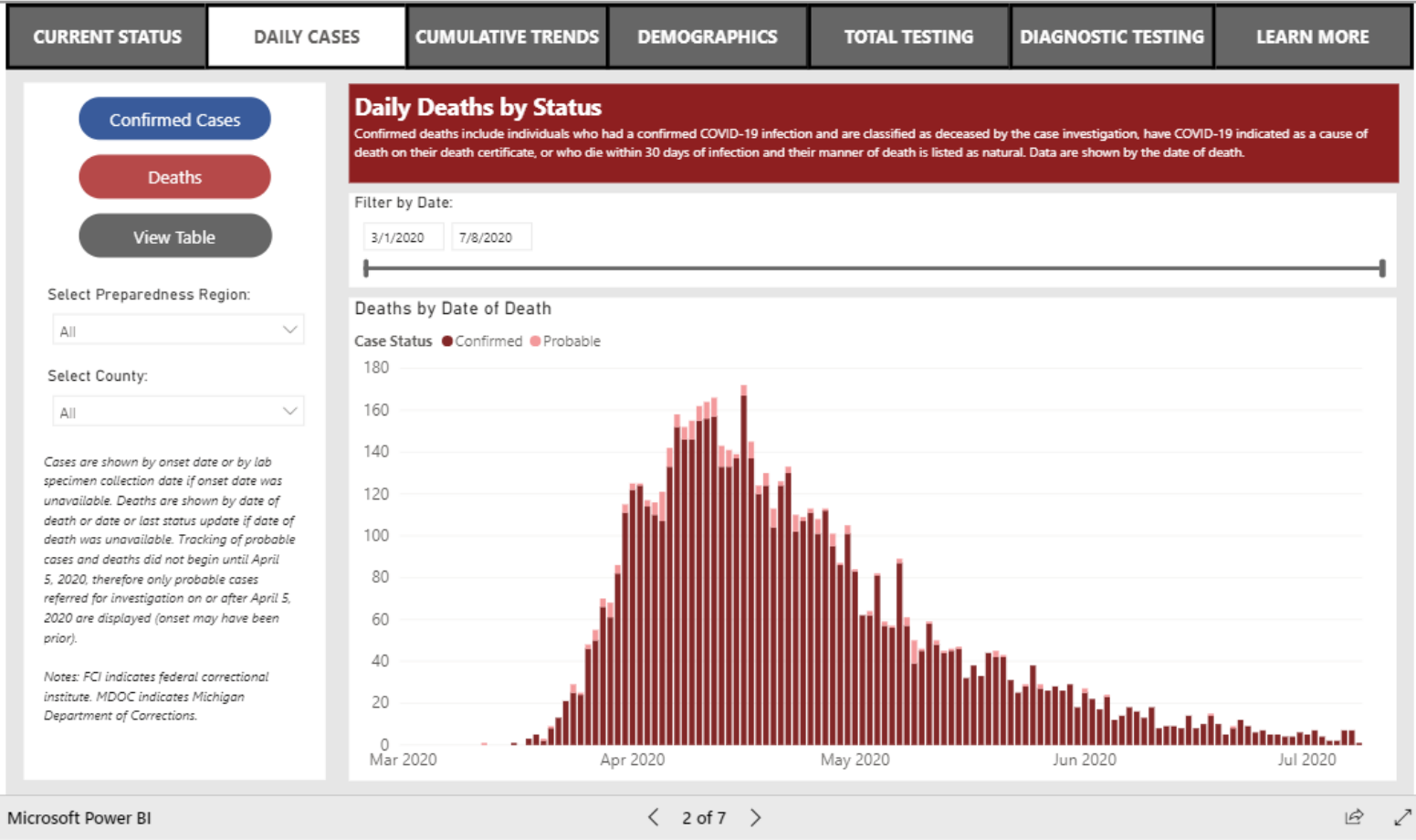


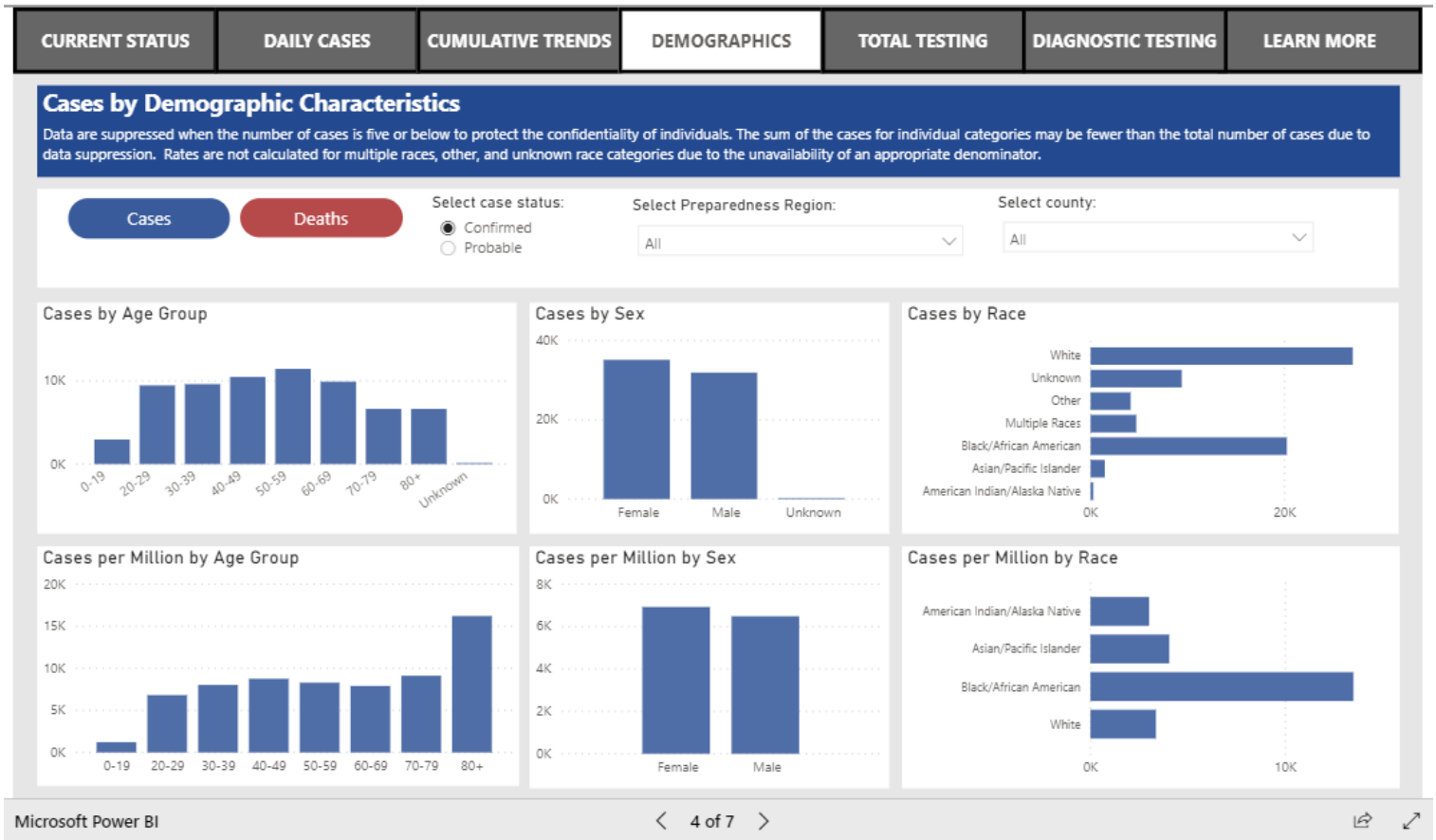
**MICHIGAN.GOV HOME**  
**ADA**  
**MICHIGAN NEWS**  
**POLICIES**

**COPYRIGHT 2020 STATE OF MICHIGAN**



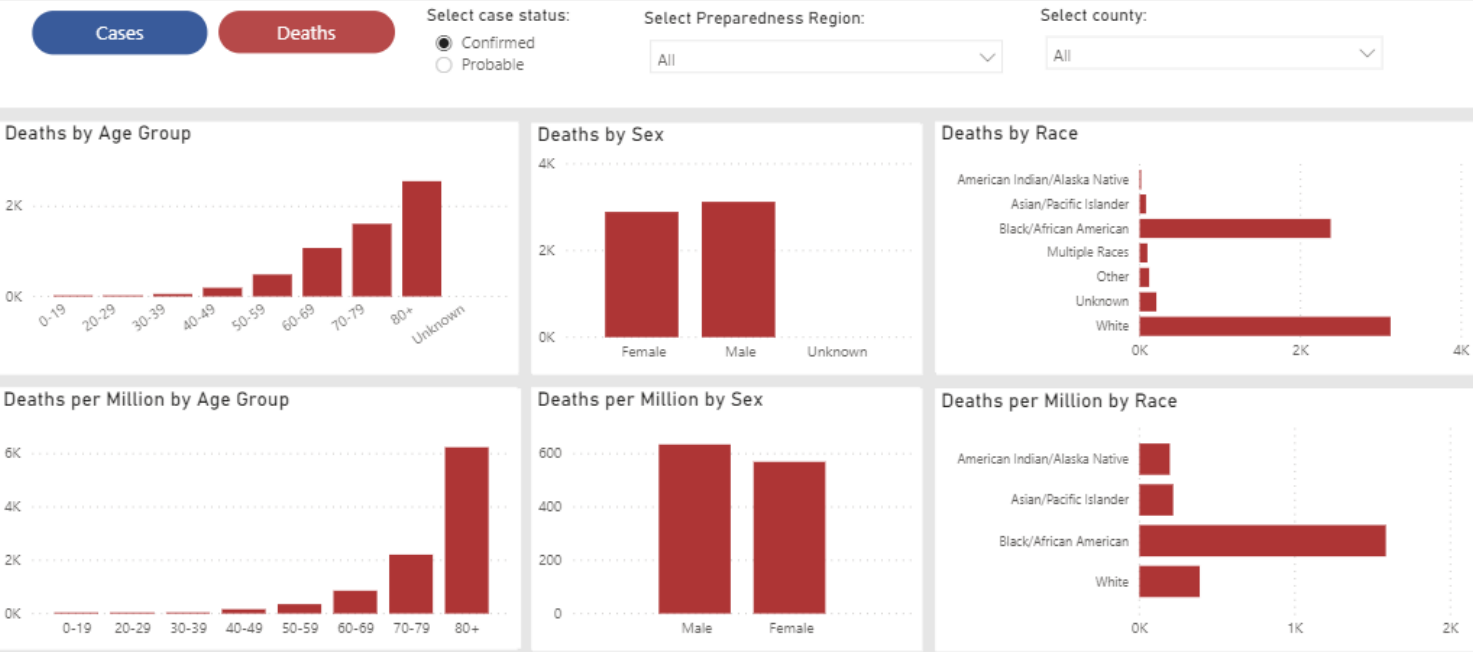






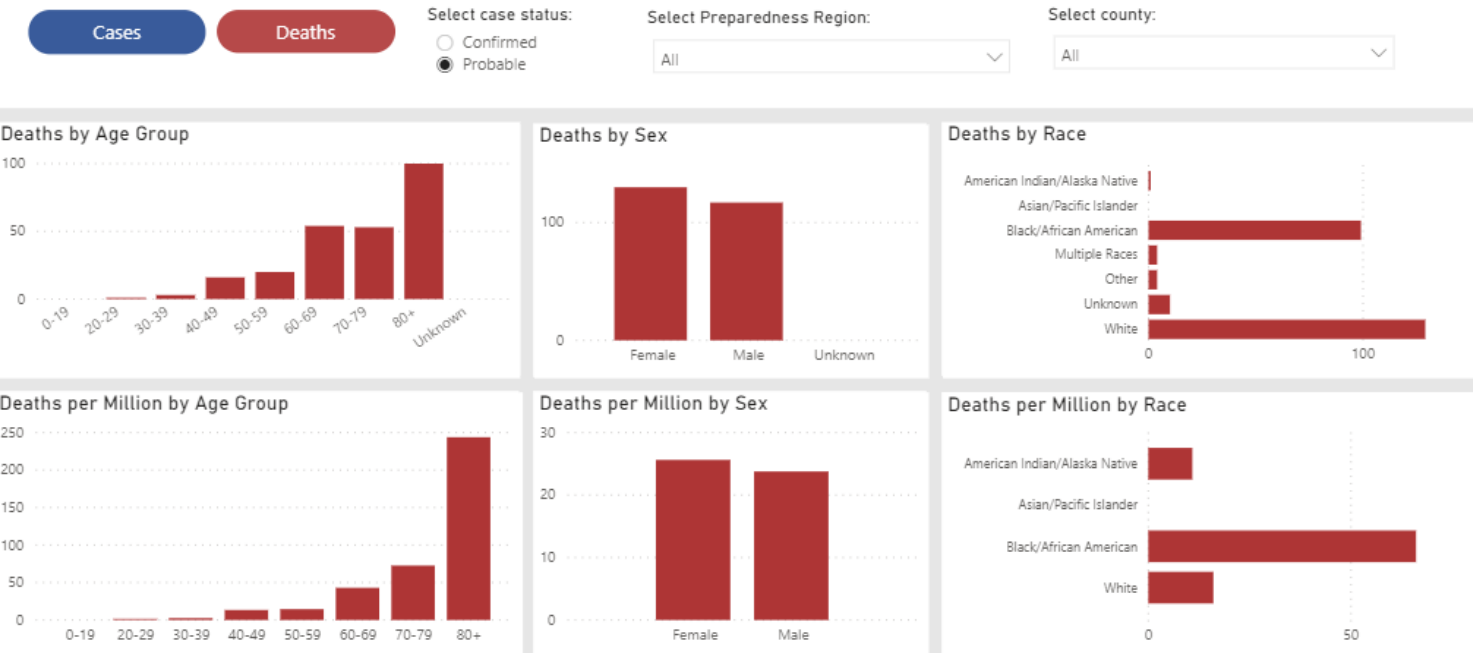
Deaths by Demographic Characteristics

Data are suppressed when the number of deaths is five or below to protect the confidentiality of individuals. The sum of the deaths for individual categories may be fewer than the total number of deaths due to data suppression. Rates are not calculated for multiple races, other, and unknown race categories due to the unavailability of an appropriate denominator.

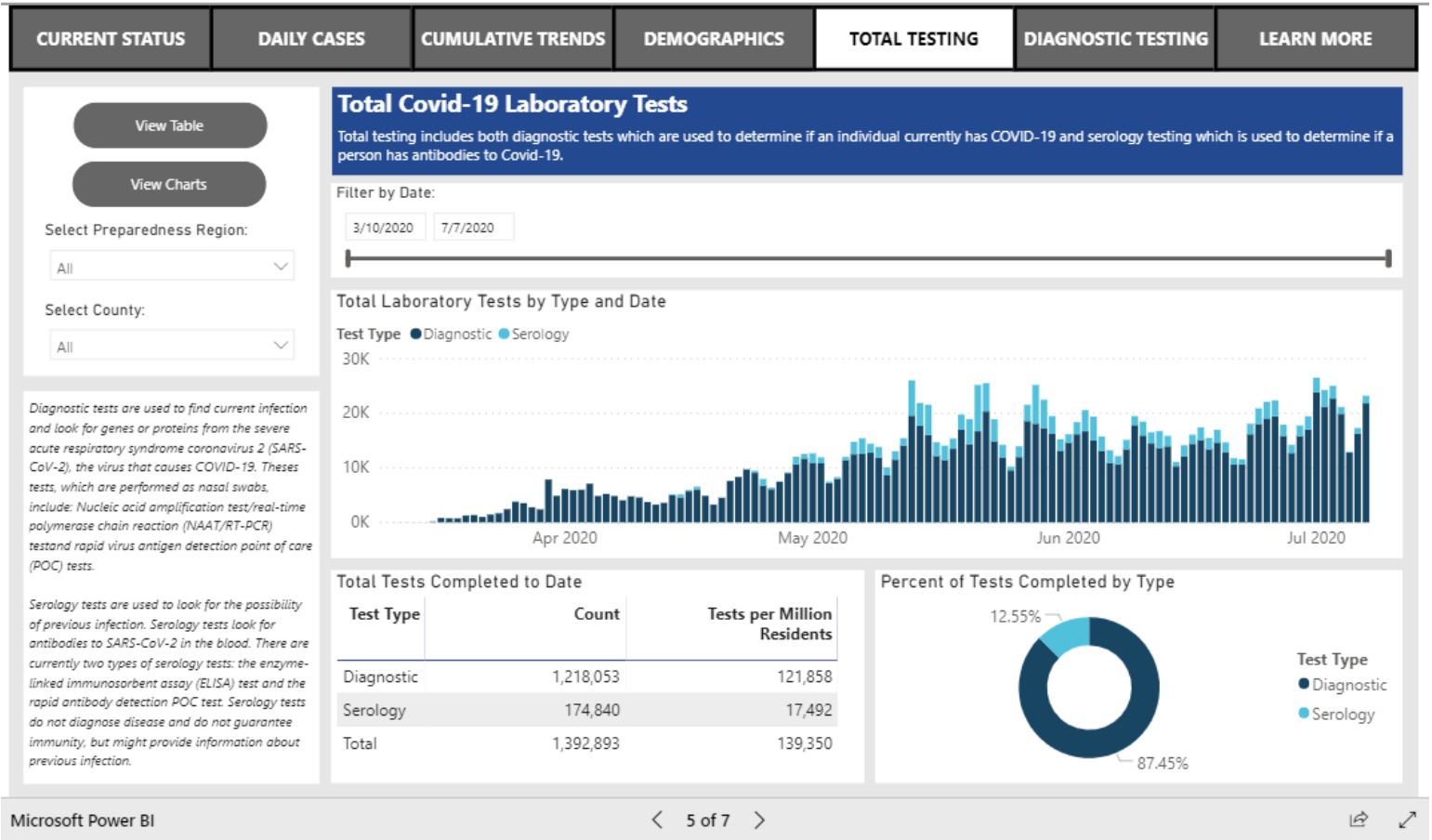


Deaths by Demographic Characteristics

Data are suppressed when the number of deaths is five or below to protect the confidentiality of individuals. The sum of the deaths for individual categories may be fewer than the total number of deaths due to data suppression. Rates are not calculated for multiple races, other, and unknown race categories due to the unavailability of an appropriate denominator.







CURRENT STATUS	DAILY CASES	CUMULATIVE TRENDS	DEMOGRAPHICS	TOTAL TESTING	DIAGNOSTIC TESTING	LEARN MORE
----------------	-------------	-------------------	--------------	---------------	--------------------	------------

#### Where does the data come from?

The State of Michigan COVID-19 Dashboard displays the most recent provisional data reported to the Michigan Department of Health and Humans Services (MDHHS) about cases in Michigan by selected demographics and county of residence (City of Detroit and Wayne County are reported separately). Data are reported to MDHHS via the [Michigan Disease Surveillance System \(MDSS\)](#). Provisional Death data are provided by the MDHHS Division for [Vital Records & Health Statistics](#).

#### How does MDHHS classify confirmed and probable cases?

Confirmed cases only include individuals who have had a positive diagnostic laboratory test for COVID-19. Probable cases include individuals who have symptoms consistent with COVID-19 and an epidemiologic link to a confirmed case or a positive serology (antibody) test, but do not have a positive diagnostic laboratory test for COVID-19 and individuals with a positive serology (antibody) test for COVID-19 and an epidemiologic link to a confirmed case.

#### How does MDHHS classify confirmed and probable deaths?

Confirmed deaths include individuals who meet one or more of the following conditions: 1) Have been identified as a confirmed case and classified as deceased as a result of a case investigation in the Michigan Disease Surveillance System (MDSS). MDSS is the database used by state and local health department to monitor reportable diseases like COVID-19; 2) have been identified as a confirmed case in MDSS had have a death certificate with COVID-19 listed as a cause of death; 3) have been identified as a confirmed case in MDSS and die within 30 days of onset of COVID-19 infection and have a death certificate which classifies their manner death as 'natural'. Probable deaths include individuals who have COVID indicated as a cause of death on their death certificate but have not had a positive diagnostic laboratory test.

#### Why do the number of probable cases fluctuate?

The number of probable cases can change daily based on the investigation efforts of the health department. When a probable case is first reported, local and/or state health department staff investigate to determine if the person meets the case definition of probable. As additional information is gathered, the case could be re-classified to confirmed, remain as probable, or be determined as not a case.

#### Why do data in the demographics tab not sum to the total number of cases for a county or region?

Data are not shown whenever the number of cases for a particular demographic category is fewer than six to protect the confidentiality of individuals. Rates are not calculated for other, multiple, and unknown race because an appropriate population denominator is not available for these categories at the county level.

#### Where can I get more information about COVID-19?

Visit <https://www.michigan.gov/coronavirus> to find information on resources and assistance, answers to frequently asked questions, and the latest updates on Michigan's response to COVID-19. For COVID-19 updates from CDC visit <https://www.cdc.gov/coronavirus/2019-ncov>.

## Cumulative Total of Recovered COVID-19 Cases

**Cumulative Total of Recovered COVID-19 Cases (as of 07/03/2020): 52,841**

**Note on recovery:** During this response, MDHHS is reviewing vital records statistics to identify any laboratory confirmed COVID-19 cases who are 30 days out from their onset of illness to represent recovery status. As the pandemic continues to impact Michigan, this pool will expand to include more cases. Recovered is defined as the number of persons with a confirmed COVID-19 diagnosis who are alive 30 days post-onset (or referral date if onset is not available). The number of persons recovered on July 3, 2020 represents COVID-19 confirmed individuals with an onset date on or prior to June 3, 2020. If an individual dies from a COVID-related cause >30 days from onset/referral, they are removed from the number of persons recovered. These numbers will be updated every Saturday.

**Source:** Michigan Disease Surveillance System and Vital Records

# CASES AND DEATHS BY COUNTY 2020-07-08

Updated	COUNTY	ConfirmedCases	ConfirmedDeaths	ProbableCases	ProbableDeaths
2020/07/08 14:43:03	Alcona	19	1	3	0
2020/07/08 14:43:03	Alger	3	0	1	0
2020/07/08 14:43:03	Allegan	311	7	42	0
2020/07/08 14:43:03	Alpena	111	11	12	0
2020/07/08 14:43:03	Antrim	23	0	1	0
2020/07/08 14:43:03	Arenac	34	2	4	0
2020/07/08 14:43:03	Baraga	5	0		
2020/07/08 14:43:03	Barry	99	2	22	0
2020/07/08 14:43:03	Bay	370	31	40	0
2020/07/08 14:43:03	Benzie	9	0	2	0
2020/07/08 14:43:03	Berrien	790	60	164	0
2020/07/08 14:43:03	Branch	249	2	16	0
2020/07/08 14:43:03	Calhoun	516	38	67	1
2020/07/08 14:43:03	Cass	159	6	18	0
2020/07/08 14:43:03	Charlevoix	26	2	4	0
2020/07/08 14:43:03	Cheboygan	22	2	5	0
2020/07/08 14:43:03	Chippewa	13	0	1	0
2020/07/08 14:43:03	Clare	31	3	1	0
2020/07/08 14:43:03	Clinton	222	12	49	0
2020/07/08 14:43:03	Crawford	76	5	5	0
2020/07/08 14:43:03	Delta	23	3	4	0
2020/07/08 14:43:03	Dickinson	15	2	1	0
2020/07/08 14:43:03	Eaton	278	7	70	0
2020/07/08 14:43:03	Emmet	28	2	5	0
2020/07/08 14:43:03	Genesee	2275	265	585	25
2020/07/08 14:43:03	Gladwin	27	1	1	0
2020/07/08 14:43:03	Gogebic	10	1	1	0
2020/07/08 14:43:03	Grand Traverse	68	5	2	0
2020/07/08 14:43:03	Gratiot	90	14	10	0
2020/07/08 14:43:03	Hillsdale	189	25	14	0
2020/07/08 14:43:03	Houghton	20	0	1	0
2020/07/08 14:43:03	Huron	60	3	9	0
2020/07/08 14:43:03	Ingham	1083	29	46	0
2020/07/08 14:43:03	Ionia	181	4	24	0
2020/07/08 14:43:03	Iosco	101	10	17	1
2020/07/08 14:43:03	Iron	6	1		
2020/07/08 14:43:03	Isabella	116	8	23	0
2020/07/08 14:43:03	Jackson	509	31	23	1
2020/07/08 14:43:03	Kalamazoo	1081	68	75	1
2020/07/08 14:43:03	Kalkaska	28	2	13	0
2020/07/08 14:43:03	Kent	5014	136	442	3
2020/07/08 14:43:03	Keweenaw	1	0		
2020/07/08 14:43:03	Lake	10	0	1	0
2020/07/08 14:43:03	Lapeer	262	30	47	1
2020/07/08 14:43:03	Leelanau	28	0	2	0
2020/07/08 14:43:03	Lenawee	215	8	37	0
2020/07/08 14:43:03	Livingston	479	27	122	1

2020/07/08 14:43:03	Luce	3	0		
2020/07/08 14:43:03	Mackinac	9	0		
2020/07/08 14:43:03	Macomb	7404	886	247	37
2020/07/08 14:43:03	Manistee	22	0	3	0
2020/07/08 14:43:03	Marquette	83	11	1	0
2020/07/08 14:43:03	Mason	63	0	7	0
2020/07/08 14:43:03	Mecosta	29	2	3	0
2020/07/08 14:43:03	Menominee	28	0	1	0
2020/07/08 14:43:03	Midland	132	9	41	0
2020/07/08 14:43:03	Missaukee	23	1	11	0
2020/07/08 14:43:03	Monroe	561	20	92	1
2020/07/08 14:43:03	Montcalm	110	1	8	0
2020/07/08 14:43:03	Montmorency	5	0		
2020/07/08 14:43:03	Muskegon	858	53	19	0
2020/07/08 14:43:03	Newaygo	177	0	7	0
2020/07/08 14:43:03	Oakland	9244	1054	3164	42
2020/07/08 14:43:03	Oceana	352	4	13	0
2020/07/08 14:43:03	Ogemaw	32	2	12	0
2020/07/08 14:43:03	Ontonagon	1	0		
2020/07/08 14:43:03	Osceola	36	0	6	0
2020/07/08 14:43:03	Oscoda	16	1	6	0
2020/07/08 14:43:03	Otsego	106	10	18	0
2020/07/08 14:43:03	Ottawa	1100	47	81	5
2020/07/08 14:43:03	Presque Isle	13	0		
2020/07/08 14:43:03	Roscommon	25	0	4	0
2020/07/08 14:43:03	Saginaw	1292	121	63	3
2020/07/08 14:43:03	Sanilac	52	5	3	1
2020/07/08 14:43:03	Schoolcraft	7	0		
2020/07/08 14:43:03	Shiawassee	257	27	23	1
2020/07/08 14:43:03	St Clair	509	51	87	1
2020/07/08 14:43:03	St Joseph	324	5	37	0
2020/07/08 14:43:03	Tuscola	232	26	9	0
2020/07/08 14:43:03	Van Buren	229	7	27	1
2020/07/08 14:43:03	Washtenaw	1588	107	229	0
2020/07/08 14:43:03	Wayne	10752	1173	440	36
2020/07/08 14:43:03	Wexford	43	4	8	0
2020/07/08 14:43:03	MDOC	4112	68	6	0
2020/07/08 14:43:03	FCI	182	5	4	0
2020/07/08 14:43:03	Out-of-State	133	0	1	0
2020/07/08 14:43:03	Unknown	3	0	1	0
2020/07/08 14:43:03	Detroit City	11805	1449	600	85

# **CASES BY DEMOGRAPHICS STATEWIDE 2020-07-08**

CASE_STATUS	AgeCat	RaceCat	SEX	Cases	Deaths
Confirmed	0-19	American Indian/Alaska Native	Female	10	0
Confirmed	20-29	American Indian/Alaska Native	Female	27	0
Confirmed	30-39	American Indian/Alaska Native	Female	14	0
Confirmed	40-49	American Indian/Alaska Native	Female	28	0
Confirmed	50-59	American Indian/Alaska Native	Female	35	0
Confirmed	60-69	American Indian/Alaska Native	Female	16	Suppressed
Confirmed	70-79	American Indian/Alaska Native	Female	12	Suppressed
Confirmed	80+	American Indian/Alaska Native	Female	Suppressed	Suppressed
Confirmed	Unknown	American Indian/Alaska Native	Female	0	0
Confirmed	0-19	Asian/Pacific Islander	Female	36	0
Confirmed	20-29	Asian/Pacific Islander	Female	106	0
Confirmed	30-39	Asian/Pacific Islander	Female	157	0
Confirmed	40-49	Asian/Pacific Islander	Female	155	0
Confirmed	50-59	Asian/Pacific Islander	Female	131	Suppressed
Confirmed	60-69	Asian/Pacific Islander	Female	88	Suppressed
Confirmed	70-79	Asian/Pacific Islander	Female	39	10
Confirmed	80+	Asian/Pacific Islander	Female	49	21
Confirmed	Unknown	Asian/Pacific Islander	Female	0	0
Confirmed	0-19	Black/African American	Female	356	Suppressed
Confirmed	20-29	Black/African American	Female	1436	Suppressed
Confirmed	30-39	Black/African American	Female	1595	9
Confirmed	40-49	Black/African American	Female	1778	50
Confirmed	50-59	Black/African American	Female	1789	102
Confirmed	60-69	Black/African American	Female	1696	217
Confirmed	70-79	Black/African American	Female	1161	296
Confirmed	80+	Black/African American	Female	952	396
Confirmed	Unknown	Black/African American	Female	0	0
Confirmed	0-19	Multiple Races	Female	100	0
Confirmed	20-29	Multiple Races	Female	426	0
Confirmed	30-39	Multiple Races	Female	426	0
Confirmed	40-49	Multiple Races	Female	528	Suppressed
Confirmed	50-59	Multiple Races	Female	566	Suppressed
Confirmed	60-69	Multiple Races	Female	343	Suppressed
Confirmed	70-79	Multiple Races	Female	151	11
Confirmed	80+	Multiple Races	Female	167	20
Confirmed	Unknown	Multiple Races	Female	Suppressed	0
Confirmed	0-19	Other	Female	235	0
Confirmed	20-29	Other	Female	436	0
Confirmed	30-39	Other	Female	372	Suppressed
Confirmed	40-49	Other	Female	370	Suppressed
Confirmed	50-59	Other	Female	249	Suppressed
Confirmed	60-69	Other	Female	166	13
Confirmed	70-79	Other	Female	90	15
Confirmed	80+	Other	Female	91	20
Confirmed	Unknown	Other	Female	0	0
Confirmed	0-19	Unknown	Female	214	0
Confirmed	20-29	Unknown	Female	650	Suppressed

Confirmed	30-39	Unknown	Female	638	0
Confirmed	40-49	Unknown	Female	786	Suppressed
Confirmed	50-59	Unknown	Female	810	Suppressed
Confirmed	60-69	Unknown	Female	662	17
Confirmed	70-79	Unknown	Female	402	27
Confirmed	80+	Unknown	Female	456	47
Confirmed	Unknown	Unknown	Female	Suppressed	0
Confirmed	0-19	White	Female	511	0
Confirmed	20-29	White	Female	2117	Suppressed
Confirmed	30-39	White	Female	1734	6
Confirmed	40-49	White	Female	1776	18
Confirmed	50-59	White	Female	2133	62
Confirmed	60-69	White	Female	1784	152
Confirmed	70-79	White	Female	1468	344
Confirmed	80+	White	Female	2598	987
Confirmed	Unknown	White	Female	Suppressed	0
Confirmed	0-19	American Indian/Alaska Native	Male	Suppressed	0
Confirmed	20-29	American Indian/Alaska Native	Male	12	0
Confirmed	30-39	American Indian/Alaska Native	Male	22	0
Confirmed	40-49	American Indian/Alaska Native	Male	26	0
Confirmed	50-59	American Indian/Alaska Native	Male	27	Suppressed
Confirmed	60-69	American Indian/Alaska Native	Male	22	Suppressed
Confirmed	70-79	American Indian/Alaska Native	Male	14	6
Confirmed	80+	American Indian/Alaska Native	Male	Suppressed	Suppressed
Confirmed	Unknown	American Indian/Alaska Native	Male	0	0
Confirmed	0-19	Asian/Pacific Islander	Male	40	0
Confirmed	20-29	Asian/Pacific Islander	Male	125	0
Confirmed	30-39	Asian/Pacific Islander	Male	146	0
Confirmed	40-49	Asian/Pacific Islander	Male	134	Suppressed
Confirmed	50-59	Asian/Pacific Islander	Male	113	Suppressed
Confirmed	60-69	Asian/Pacific Islander	Male	81	11
Confirmed	70-79	Asian/Pacific Islander	Male	39	11
Confirmed	80+	Asian/Pacific Islander	Male	32	16
Confirmed	Unknown	Asian/Pacific Islander	Male	0	0
Confirmed	0-19	Black/African American	Male	299	Suppressed
Confirmed	20-29	Black/African American	Male	1027	8
Confirmed	30-39	Black/African American	Male	1265	26
Confirmed	40-49	Black/African American	Male	1475	67
Confirmed	50-59	Black/African American	Male	1803	178
Confirmed	60-69	Black/African American	Male	1811	328
Confirmed	70-79	Black/African American	Male	1200	398
Confirmed	80+	Black/African American	Male	567	292
Confirmed	Unknown	Black/African American	Male	Suppressed	0
Confirmed	0-19	Multiple Races	Male	103	0
Confirmed	20-29	Multiple Races	Male	294	Suppressed
Confirmed	30-39	Multiple Races	Male	304	0
Confirmed	40-49	Multiple Races	Male	372	Suppressed
Confirmed	50-59	Multiple Races	Male	399	Suppressed
Confirmed	60-69	Multiple Races	Male	293	20
Confirmed	70-79	Multiple Races	Male	154	14

Confirmed	80+	Multiple Races	Male	73	16
Confirmed	Unknown	Multiple Races	Male	0	0
Confirmed	0-19	Other	Male	268	0
Confirmed	20-29	Other	Male	426	Suppressed
Confirmed	30-39	Other	Male	431	Suppressed
Confirmed	40-49	Other	Male	388	Suppressed
Confirmed	50-59	Other	Male	281	6
Confirmed	60-69	Other	Male	180	21
Confirmed	70-79	Other	Male	100	17
Confirmed	80+	Other	Male	43	11
Confirmed	Unknown	Other	Male	0	0
Confirmed	0-19	Unknown	Male	247	0
Confirmed	20-29	Unknown	Male	680	Suppressed
Confirmed	30-39	Unknown	Male	718	Suppressed
Confirmed	40-49	Unknown	Male	836	9
Confirmed	50-59	Unknown	Male	887	9
Confirmed	60-69	Unknown	Male	689	22
Confirmed	70-79	Unknown	Male	346	25
Confirmed	80+	Unknown	Male	229	40
Confirmed	Unknown	Unknown	Male	8	0
Confirmed	0-19	White	Male	511	0
Confirmed	20-29	White	Male	1683	Suppressed
Confirmed	30-39	White	Male	1765	10
Confirmed	40-49	White	Male	1807	33
Confirmed	50-59	White	Male	2211	109
Confirmed	60-69	White	Male	2066	262
Confirmed	70-79	White	Male	1464	437
Confirmed	80+	White	Male	1364	692
Confirmed	Unknown	White	Male	Suppressed	0
Confirmed	0-19	American Indian/Alaska Native	Unknown	0	0
Confirmed	20-29	American Indian/Alaska Native	Unknown	0	0
Confirmed	30-39	American Indian/Alaska Native	Unknown	0	0
Confirmed	40-49	American Indian/Alaska Native	Unknown	0	0
Confirmed	50-59	American Indian/Alaska Native	Unknown	0	0
Confirmed	60-69	American Indian/Alaska Native	Unknown	0	0
Confirmed	70-79	American Indian/Alaska Native	Unknown	0	0
Confirmed	80+	American Indian/Alaska Native	Unknown	0	0
Confirmed	Unknown	American Indian/Alaska Native	Unknown	0	0
Confirmed	0-19	Asian/Pacific Islander	Unknown	0	0
Confirmed	20-29	Asian/Pacific Islander	Unknown	0	0
Confirmed	30-39	Asian/Pacific Islander	Unknown	Suppressed	0
Confirmed	40-49	Asian/Pacific Islander	Unknown	0	0
Confirmed	50-59	Asian/Pacific Islander	Unknown	0	0
Confirmed	60-69	Asian/Pacific Islander	Unknown	0	0
Confirmed	70-79	Asian/Pacific Islander	Unknown	0	0
Confirmed	80+	Asian/Pacific Islander	Unknown	0	0
Confirmed	Unknown	Asian/Pacific Islander	Unknown	0	0
Confirmed	0-19	Black/African American	Unknown	Suppressed	0
Confirmed	20-29	Black/African American	Unknown	Suppressed	0
Confirmed	30-39	Black/African American	Unknown	Suppressed	0

Confirmed	40-49	Black/African American	Unknown	Suppressed	0
Confirmed	50-59	Black/African American	Unknown	Suppressed	0
Confirmed	60-69	Black/African American	Unknown	Suppressed	0
Confirmed	70-79	Black/African American	Unknown	Suppressed	0
Confirmed	80+	Black/African American	Unknown	Suppressed	0
Confirmed	Unknown	Black/African American	Unknown	Suppressed	0
Confirmed	0-19	Multiple Races	Unknown	Suppressed	0
Confirmed	20-29	Multiple Races	Unknown	Suppressed	0
Confirmed	30-39	Multiple Races	Unknown	Suppressed	0
Confirmed	40-49	Multiple Races	Unknown	0	0
Confirmed	50-59	Multiple Races	Unknown	Suppressed	0
Confirmed	60-69	Multiple Races	Unknown	Suppressed	0
Confirmed	70-79	Multiple Races	Unknown	Suppressed	0
Confirmed	80+	Multiple Races	Unknown	0	0
Confirmed	Unknown	Multiple Races	Unknown	0	0
Confirmed	0-19	Other	Unknown	Suppressed	0
Confirmed	20-29	Other	Unknown	0	0
Confirmed	30-39	Other	Unknown	Suppressed	0
Confirmed	40-49	Other	Unknown	Suppressed	0
Confirmed	50-59	Other	Unknown	Suppressed	0
Confirmed	60-69	Other	Unknown	0	0
Confirmed	70-79	Other	Unknown	0	0
Confirmed	80+	Other	Unknown	0	0
Confirmed	Unknown	Other	Unknown	0	0
Confirmed	0-19	Unknown	Unknown	11	0
Confirmed	20-29	Unknown	Unknown	16	0
Confirmed	30-39	Unknown	Unknown	23	0
Confirmed	40-49	Unknown	Unknown	20	0
Confirmed	50-59	Unknown	Unknown	22	0
Confirmed	60-69	Unknown	Unknown	14	0
Confirmed	70-79	Unknown	Unknown	8	0
Confirmed	80+	Unknown	Unknown	18	0
Confirmed	Unknown	Unknown	Unknown	Suppressed	0
Confirmed	0-19	White	Unknown	Suppressed	0
Confirmed	20-29	White	Unknown	Suppressed	0
Confirmed	30-39	White	Unknown	Suppressed	0
Confirmed	40-49	White	Unknown	Suppressed	0
Confirmed	50-59	White	Unknown	Suppressed	0
Confirmed	60-69	White	Unknown	Suppressed	0
Confirmed	70-79	White	Unknown	Suppressed	0
Confirmed	80+	White	Unknown	Suppressed	0
Confirmed	Unknown	White	Unknown	0	0
Probable	0-19	American Indian/Alaska Native	Female	0	0
Probable	20-29	American Indian/Alaska Native	Female	Suppressed	0
Probable	30-39	American Indian/Alaska Native	Female	Suppressed	0
Probable	40-49	American Indian/Alaska Native	Female	Suppressed	0
Probable	50-59	American Indian/Alaska Native	Female	Suppressed	0
Probable	60-69	American Indian/Alaska Native	Female	Suppressed	0
Probable	70-79	American Indian/Alaska Native	Female	Suppressed	0
Probable	80+	American Indian/Alaska Native	Female	0	0



Probable	Unknown	American Indian/Alaska Native	Female	0	0
Probable	0-19	Asian/Pacific Islander	Female	14	0
Probable	20-29	Asian/Pacific Islander	Female	16	0
Probable	30-39	Asian/Pacific Islander	Female	17	0
Probable	40-49	Asian/Pacific Islander	Female	6	0
Probable	50-59	Asian/Pacific Islander	Female	10	0
Probable	60-69	Asian/Pacific Islander	Female	Suppressed	0
Probable	70-79	Asian/Pacific Islander	Female	Suppressed	0
Probable	80+	Asian/Pacific Islander	Female	0	0
Probable	Unknown	Asian/Pacific Islander	Female	Suppressed	0
Probable	0-19	Black/African American	Female	39	0
Probable	20-29	Black/African American	Female	90	0
Probable	30-39	Black/African American	Female	71	0
Probable	40-49	Black/African American	Female	92	Suppressed
Probable	50-59	Black/African American	Female	101	Suppressed
Probable	60-69	Black/African American	Female	93	10
Probable	70-79	Black/African American	Female	39	8
Probable	80+	Black/African American	Female	28	18
Probable	Unknown	Black/African American	Female	Suppressed	0
Probable	0-19	Multiple Races	Female	11	0
Probable	20-29	Multiple Races	Female	33	0
Probable	30-39	Multiple Races	Female	13	0
Probable	40-49	Multiple Races	Female	39	0
Probable	50-59	Multiple Races	Female	38	0
Probable	60-69	Multiple Races	Female	26	0
Probable	70-79	Multiple Races	Female	7	0
Probable	80+	Multiple Races	Female	Suppressed	Suppressed
Probable	Unknown	Multiple Races	Female	Suppressed	0
Probable	0-19	Other	Female	35	0
Probable	20-29	Other	Female	22	0
Probable	30-39	Other	Female	27	0
Probable	40-49	Other	Female	26	0
Probable	50-59	Other	Female	17	Suppressed
Probable	60-69	Other	Female	11	Suppressed
Probable	70-79	Other	Female	6	0
Probable	80+	Other	Female	Suppressed	0
Probable	Unknown	Other	Female	Suppressed	0
Probable	0-19	Unknown	Female	114	0
Probable	20-29	Unknown	Female	238	0
Probable	30-39	Unknown	Female	221	0
Probable	40-49	Unknown	Female	310	0
Probable	50-59	Unknown	Female	322	0
Probable	60-69	Unknown	Female	275	Suppressed
Probable	70-79	Unknown	Female	109	0
Probable	80+	Unknown	Female	56	Suppressed
Probable	Unknown	Unknown	Female	19	0
Probable	0-19	White	Female	166	0
Probable	20-29	White	Female	217	0
Probable	30-39	White	Female	188	0
Probable	40-49	White	Female	207	Suppressed

Probable	50-59	White	Female	281	Suppressed
Probable	60-69	White	Female	187	15
Probable	70-79	White	Female	104	16
Probable	80+	White	Female	74	39
Probable	Unknown	White	Female	11	0
Probable	0-19	American Indian/Alaska Native	Male	0	0
Probable	20-29	American Indian/Alaska Native	Male	0	0
Probable	30-39	American Indian/Alaska Native	Male	0	0
Probable	40-49	American Indian/Alaska Native	Male	Suppressed	0
Probable	50-59	American Indian/Alaska Native	Male	Suppressed	0
Probable	60-69	American Indian/Alaska Native	Male	Suppressed	0
Probable	70-79	American Indian/Alaska Native	Male	0	0
Probable	80+	American Indian/Alaska Native	Male	Suppressed	Suppressed
Probable	Unknown	American Indian/Alaska Native	Male	0	0
Probable	0-19	Asian/Pacific Islander	Male	14	0
Probable	20-29	Asian/Pacific Islander	Male	13	0
Probable	30-39	Asian/Pacific Islander	Male	15	0
Probable	40-49	Asian/Pacific Islander	Male	Suppressed	0
Probable	50-59	Asian/Pacific Islander	Male	7	0
Probable	60-69	Asian/Pacific Islander	Male	Suppressed	0
Probable	70-79	Asian/Pacific Islander	Male	Suppressed	0
Probable	80+	Asian/Pacific Islander	Male	0	0
Probable	Unknown	Asian/Pacific Islander	Male	0	0
Probable	0-19	Black/African American	Male	37	0
Probable	20-29	Black/African American	Male	41	0
Probable	30-39	Black/African American	Male	41	0
Probable	40-49	Black/African American	Male	45	7
Probable	50-59	Black/African American	Male	68	6
Probable	60-69	Black/African American	Male	62	13
Probable	70-79	Black/African American	Male	36	19
Probable	80+	Black/African American	Male	11	10
Probable	Unknown	Black/African American	Male	Suppressed	0
Probable	0-19	Multiple Races	Male	23	0
Probable	20-29	Multiple Races	Male	20	0
Probable	30-39	Multiple Races	Male	24	0
Probable	40-49	Multiple Races	Male	30	0
Probable	50-59	Multiple Races	Male	23	0
Probable	60-69	Multiple Races	Male	15	0
Probable	70-79	Multiple Races	Male	8	0
Probable	80+	Multiple Races	Male	Suppressed	Suppressed
Probable	Unknown	Multiple Races	Male	Suppressed	0
Probable	0-19	Other	Male	33	0
Probable	20-29	Other	Male	31	0
Probable	30-39	Other	Male	16	0
Probable	40-49	Other	Male	18	0
Probable	50-59	Other	Male	13	0
Probable	60-69	Other	Male	13	Suppressed
Probable	70-79	Other	Male	Suppressed	Suppressed
Probable	80+	Other	Male	Suppressed	0
Probable	Unknown	Other	Male	Suppressed	0

Probable	0-19	Unknown	Male	112	0
Probable	20-29	Unknown	Male	175	0
Probable	30-39	Unknown	Male	201	Suppressed
Probable	40-49	Unknown	Male	208	Suppressed
Probable	50-59	Unknown	Male	244	0
Probable	60-69	Unknown	Male	198	Suppressed
Probable	70-79	Unknown	Male	83	Suppressed
Probable	80+	Unknown	Male	36	Suppressed
Probable	Unknown	Unknown	Male	12	0
Probable	0-19	White	Male	205	0
Probable	20-29	White	Male	167	Suppressed
Probable	30-39	White	Male	155	Suppressed
Probable	40-49	White	Male	160	Suppressed
Probable	50-59	White	Male	217	Suppressed
Probable	60-69	White	Male	154	11
Probable	70-79	White	Male	62	8
Probable	80+	White	Male	53	24
Probable	Unknown	White	Male	Suppressed	0
Probable	0-19	American Indian/Alaska Native	Unknown	0	0
Probable	20-29	American Indian/Alaska Native	Unknown	0	0
Probable	30-39	American Indian/Alaska Native	Unknown	0	0
Probable	40-49	American Indian/Alaska Native	Unknown	0	0
Probable	50-59	American Indian/Alaska Native	Unknown	0	0
Probable	60-69	American Indian/Alaska Native	Unknown	0	0
Probable	70-79	American Indian/Alaska Native	Unknown	0	0
Probable	80+	American Indian/Alaska Native	Unknown	0	0
Probable	Unknown	American Indian/Alaska Native	Unknown	0	0
Probable	0-19	Asian/Pacific Islander	Unknown	0	0
Probable	20-29	Asian/Pacific Islander	Unknown	0	0
Probable	30-39	Asian/Pacific Islander	Unknown	0	0
Probable	40-49	Asian/Pacific Islander	Unknown	0	0
Probable	50-59	Asian/Pacific Islander	Unknown	0	0
Probable	60-69	Asian/Pacific Islander	Unknown	0	0
Probable	70-79	Asian/Pacific Islander	Unknown	0	0
Probable	80+	Asian/Pacific Islander	Unknown	0	0
Probable	Unknown	Asian/Pacific Islander	Unknown	0	0
Probable	0-19	Black/African American	Unknown	0	0
Probable	20-29	Black/African American	Unknown	0	0
Probable	30-39	Black/African American	Unknown	0	0
Probable	40-49	Black/African American	Unknown	0	0
Probable	50-59	Black/African American	Unknown	0	0
Probable	60-69	Black/African American	Unknown	0	0
Probable	70-79	Black/African American	Unknown	0	0
Probable	80+	Black/African American	Unknown	0	0
Probable	Unknown	Black/African American	Unknown	0	0
Probable	0-19	Multiple Races	Unknown	Suppressed	0
Probable	20-29	Multiple Races	Unknown	Suppressed	0
Probable	30-39	Multiple Races	Unknown	Suppressed	0
Probable	40-49	Multiple Races	Unknown	0	0
Probable	50-59	Multiple Races	Unknown	Suppressed	0

Probable	60-69	Multiple Races	Unknown	Suppressed	0
Probable	70-79	Multiple Races	Unknown	0	0
Probable	80+	Multiple Races	Unknown	0	0
Probable	Unknown	Multiple Races	Unknown	0	0
Probable	0-19	Other	Unknown	0	0
Probable	20-29	Other	Unknown	0	0
Probable	30-39	Other	Unknown	0	0
Probable	40-49	Other	Unknown	0	0
Probable	50-59	Other	Unknown	0	0
Probable	60-69	Other	Unknown	0	0
Probable	70-79	Other	Unknown	0	0
Probable	80+	Other	Unknown	0	0
Probable	Unknown	Other	Unknown	0	0
Probable	0-19	Unknown	Unknown	Suppressed	0
Probable	20-29	Unknown	Unknown	Suppressed	0
Probable	30-39	Unknown	Unknown	Suppressed	0
Probable	40-49	Unknown	Unknown	Suppressed	0
Probable	50-59	Unknown	Unknown	Suppressed	0
Probable	60-69	Unknown	Unknown	Suppressed	0
Probable	70-79	Unknown	Unknown	Suppressed	0
Probable	80+	Unknown	Unknown	Suppressed	0
Probable	Unknown	Unknown	Unknown	94	0
Probable	0-19	White	Unknown	Suppressed	0
Probable	20-29	White	Unknown	0	0
Probable	30-39	White	Unknown	0	0
Probable	40-49	White	Unknown	Suppressed	0
Probable	50-59	White	Unknown	Suppressed	0
Probable	60-69	White	Unknown	0	0
Probable	70-79	White	Unknown	0	0
Probable	80+	White	Unknown	0	0
Probable	Unknown	White	Unknown	0	0

# COVID-19 TESTS BY COUNTY 2020-07-08

Updated	COUNTY	TestType	Count	RatePerMillion
2020/07/08 14:43:06	Alcona	Diagnostic	766	73924
2020/07/08 14:43:06	Alcona	Serology	27	2606
2020/07/08 14:43:06	Alcona	Total	793	76530
2020/07/08 14:43:06	Alger	Diagnostic	320	35176
2020/07/08 14:43:06	Alger	Serology	51	5606
2020/07/08 14:43:06	Alger	Total	371	40783
2020/07/08 14:43:06	Allegan	Diagnostic	10010	85317
2020/07/08 14:43:06	Allegan	Serology	406	3460
2020/07/08 14:43:06	Allegan	Total	10416	88778
2020/07/08 14:43:06	Alpena	Diagnostic	1159	40867
2020/07/08 14:43:06	Alpena	Serology	88	3103
2020/07/08 14:43:06	Alpena	Total	1247	43970
2020/07/08 14:43:06	Antrim	Serology	57	2440
2020/07/08 14:43:06	Antrim	Diagnostic	1265	54141
2020/07/08 14:43:06	Antrim	Total	1322	56580
2020/07/08 14:43:06	Arenac	Diagnostic	1420	94409
2020/07/08 14:43:06	Arenac	Serology	62	4122
2020/07/08 14:43:06	Arenac	Total	1482	98531
2020/07/08 14:43:06	Baraga	Diagnostic	439	52764
2020/07/08 14:43:06	Baraga	Serology	13	1562
2020/07/08 14:43:06	Baraga	Total	452	54327
2020/07/08 14:43:06	Barry	Serology	308	5036
2020/07/08 14:43:06	Barry	Diagnostic	4571	74742
2020/07/08 14:43:06	Barry	Total	4879	79778
2020/07/08 14:43:06	Bay	Serology	629	6053
2020/07/08 14:43:06	Bay	Diagnostic	10063	96831
2020/07/08 14:43:06	Bay	Total	10692	102884
2020/07/08 14:43:06	Benzie	Serology	25	1408
2020/07/08 14:43:06	Benzie	Diagnostic	941	53005
2020/07/08 14:43:06	Benzie	Total	966	54413
2020/07/08 14:43:06	Berrien	Diagnostic	21673	140605
2020/07/08 14:43:06	Berrien	Serology	1223	7934
2020/07/08 14:43:06	Berrien	Total	22896	148539
2020/07/08 14:43:06	Branch	Diagnostic	2545	58342
2020/07/08 14:43:06	Branch	Serology	99	2269
2020/07/08 14:43:06	Branch	Total	2644	60612
2020/07/08 14:43:06	Calhoun	Diagnostic	14659	108999
2020/07/08 14:43:06	Calhoun	Serology	448	3331
2020/07/08 14:43:06	Calhoun	Total	15107	112331
2020/07/08 14:43:06	Cass	Serology	133	2575
2020/07/08 14:43:06	Cass	Diagnostic	2996	58002
2020/07/08 14:43:06	Cass	Total	3129	60577
2020/07/08 14:43:06	Charlevoix	Diagnostic	1793	68320
2020/07/08 14:43:06	Charlevoix	Serology	268	10212
2020/07/08 14:43:06	Charlevoix	Total	2061	78532
2020/07/08 14:43:06	Cheboygan	Diagnostic	1238	48715
2020/07/08 14:43:06	Cheboygan	Serology	122	4801

2020/07/08 14:43:06	Cheboygan	Total	1360	53516
2020/07/08 14:43:06	Chippewa	Diagnostic	891	23749
2020/07/08 14:43:06	Chippewa	Serology	55	1466
2020/07/08 14:43:06	Chippewa	Total	946	25215
2020/07/08 14:43:06	Clare	Diagnostic	1819	59141
2020/07/08 14:43:06	Clare	Serology	123	3999
2020/07/08 14:43:06	Clare	Total	1942	63140
2020/07/08 14:43:06	Clinton	Diagnostic	6695	84392
2020/07/08 14:43:06	Clinton	Serology	1745	21996
2020/07/08 14:43:06	Clinton	Total	8440	106388
2020/07/08 14:43:06	Correctional	Diagnostic	50724	
2020/07/08 14:43:06	Correctional	Serology	7008	
2020/07/08 14:43:06	Correctional	Total	57732	
2020/07/08 14:43:06	Crawford	Diagnostic	798	57406
2020/07/08 14:43:06	Crawford	Serology	38	2734
2020/07/08 14:43:06	Crawford	Total	836	60140
2020/07/08 14:43:06	Delta	Serology	144	4016
2020/07/08 14:43:06	Delta	Diagnostic	2172	60574
2020/07/08 14:43:06	Delta	Total	2316	64590
2020/07/08 14:43:06	Detroit City	Diagnostic	127342	195970
2020/07/08 14:43:06	Detroit City	Serology	8588	13216
2020/07/08 14:43:06	Detroit City	Total	135930	209186
2020/07/08 14:43:06	Dickinson	Diagnostic	1070	42154
2020/07/08 14:43:06	Dickinson	Serology	53	2088
2020/07/08 14:43:06	Dickinson	Total	1123	44242
2020/07/08 14:43:06	Eaton	Diagnostic	14093	128321
2020/07/08 14:43:06	Eaton	Serology	2641	24047
2020/07/08 14:43:06	Eaton	Total	16734	152368
2020/07/08 14:43:06	Emmet	Diagnostic	2284	68572
2020/07/08 14:43:06	Emmet	Serology	593	17804
2020/07/08 14:43:06	Emmet	Total	2877	86376
2020/07/08 14:43:06	Genesee	Diagnostic	32717	80407
2020/07/08 14:43:06	Genesee	Serology	7131	17526
2020/07/08 14:43:06	Genesee	Total	39848	97933
2020/07/08 14:43:06	Gladwin	Serology	83	3276
2020/07/08 14:43:06	Gladwin	Diagnostic	2025	79923
2020/07/08 14:43:06	Gladwin	Total	2108	83198
2020/07/08 14:43:06	Gogebic	Diagnostic	1249	82737
2020/07/08 14:43:06	Gogebic	Serology	23	1524
2020/07/08 14:43:06	Gogebic	Total	1272	84261
2020/07/08 14:43:06	Grand Traverse	Diagnostic	6618	71490
2020/07/08 14:43:06	Grand Traverse	Serology	225	2431
2020/07/08 14:43:06	Grand Traverse	Total	6843	73920
2020/07/08 14:43:06	Gratiot	Serology	246	6059
2020/07/08 14:43:06	Gratiot	Diagnostic	3615	89042
2020/07/08 14:43:06	Gratiot	Total	3861	95101
2020/07/08 14:43:06	Hillsdale	Diagnostic	3591	78494
2020/07/08 14:43:06	Hillsdale	Serology	143	3126
2020/07/08 14:43:06	Hillsdale	Total	3734	81619
2020/07/08 14:43:06	Houghton	Diagnostic	1803	49781

2020/07/08 14:43:06	Houghton	Serology	52	1436
2020/07/08 14:43:06	Houghton	Total	1855	51216
2020/07/08 14:43:06	Huron	Diagnostic	2587	83007
2020/07/08 14:43:06	Huron	Serology	136	4364
2020/07/08 14:43:06	Huron	Total	2723	87371
2020/07/08 14:43:06	Ingham	Serology	8434	28811
2020/07/08 14:43:06	Ingham	Diagnostic	38814	132591
2020/07/08 14:43:06	Ingham	Total	47248	161402
2020/07/08 14:43:06	Ionia	Serology	678	10559
2020/07/08 14:43:06	Ionia	Diagnostic	6350	98894
2020/07/08 14:43:06	Ionia	Total	7028	109453
2020/07/08 14:43:06	Iosco	Serology	55	2193
2020/07/08 14:43:06	Iosco	Diagnostic	2802	111718
2020/07/08 14:43:06	Iosco	Total	2857	113911
2020/07/08 14:43:06	Iron	Diagnostic	768	69083
2020/07/08 14:43:06	Iron	Serology	9	810
2020/07/08 14:43:06	Iron	Total	777	69893
2020/07/08 14:43:06	Isabella	Serology	293	4152
2020/07/08 14:43:06	Isabella	Diagnostic	3125	44287
2020/07/08 14:43:06	Isabella	Total	3418	48440
2020/07/08 14:43:06	Jackson	Diagnostic	18504	116507
2020/07/08 14:43:06	Jackson	Serology	981	6177
2020/07/08 14:43:06	Jackson	Total	19485	122684
2020/07/08 14:43:06	Kalamazoo	Serology	1495	5644
2020/07/08 14:43:06	Kalamazoo	Diagnostic	22691	85668
2020/07/08 14:43:06	Kalamazoo	Total	24186	91313
2020/07/08 14:43:06	Kalkaska	Diagnostic	1214	68110
2020/07/08 14:43:06	Kalkaska	Serology	15	842
2020/07/08 14:43:06	Kalkaska	Total	1229	68952
2020/07/08 14:43:06	Kent	Serology	6548	10016
2020/07/08 14:43:06	Kent	Diagnostic	78704	120382
2020/07/08 14:43:06	Kent	Total	85252	130397
2020/07/08 14:43:06	Keweenaw	Diagnostic	125	59158
2020/07/08 14:43:06	Keweenaw	Serology	7	3313
2020/07/08 14:43:06	Keweenaw	Total	132	62470
2020/07/08 14:43:06	Lake	Serology	59	4966
2020/07/08 14:43:06	Lake	Diagnostic	1339	112701
2020/07/08 14:43:06	Lake	Total	1398	117667
2020/07/08 14:43:06	Lapeer	Diagnostic	5337	60628
2020/07/08 14:43:06	Lapeer	Serology	1030	11701
2020/07/08 14:43:06	Lapeer	Total	6367	72329
2020/07/08 14:43:06	Leelanau	Serology	51	2343
2020/07/08 14:43:06	Leelanau	Diagnostic	951	43696
2020/07/08 14:43:06	Leelanau	Total	1002	46039
2020/07/08 14:43:06	Lenawee	Diagnostic	5822	59247
2020/07/08 14:43:06	Lenawee	Serology	481	4895
2020/07/08 14:43:06	Lenawee	Total	6303	64142
2020/07/08 14:43:06	Livingston	Diagnostic	17589	91981
2020/07/08 14:43:06	Livingston	Serology	2857	14941
2020/07/08 14:43:06	Livingston	Total	20446	106922

2020/07/08 14:43:06	Luce	Diagnostic	214	34060
2020/07/08 14:43:06	Luce	Serology	12	1910
2020/07/08 14:43:06	Luce	Total	226	35970
2020/07/08 14:43:06	Mackinac	Diagnostic	489	45332
2020/07/08 14:43:06	Mackinac	Serology	33	3059
2020/07/08 14:43:06	Mackinac	Total	522	48392
2020/07/08 14:43:06	Macomb	Diagnostic	85440	97673
2020/07/08 14:43:06	Macomb	Serology	18071	20658
2020/07/08 14:43:06	Macomb	Total	103511	118331
2020/07/08 14:43:06	Manistee	Diagnostic	1396	56915
2020/07/08 14:43:06	Manistee	Serology	77	3139
2020/07/08 14:43:06	Manistee	Total	1473	60054
2020/07/08 14:43:06	Marquette	Serology	629	9456
2020/07/08 14:43:06	Marquette	Diagnostic	7590	114108
2020/07/08 14:43:06	Marquette	Total	8219	123564
2020/07/08 14:43:06	Mason	Diagnostic	3420	117526
2020/07/08 14:43:06	Mason	Serology	136	4674
2020/07/08 14:43:06	Mason	Total	3556	122199
2020/07/08 14:43:06	Mecosta	Diagnostic	3339	76679
2020/07/08 14:43:06	Mecosta	Serology	171	3927
2020/07/08 14:43:06	Mecosta	Total	3510	80606
2020/07/08 14:43:06	Menominee	Diagnostic	852	37071
2020/07/08 14:43:06	Menominee	Serology	23	1001
2020/07/08 14:43:06	Menominee	Total	875	38072
2020/07/08 14:43:06	Midland	Diagnostic	6113	73466
2020/07/08 14:43:06	Midland	Serology	516	6201
2020/07/08 14:43:06	Midland	Total	6629	79667
2020/07/08 14:43:06	Missaukee	Diagnostic	932	61669
2020/07/08 14:43:06	Missaukee	Serology	45	2978
2020/07/08 14:43:06	Missaukee	Total	977	64646
2020/07/08 14:43:06	Monroe	Diagnostic	10141	67409
2020/07/08 14:43:06	Monroe	Serology	1813	12051
2020/07/08 14:43:06	Monroe	Total	11954	79461
2020/07/08 14:43:06	Montcalm	Diagnostic	6068	94860
2020/07/08 14:43:06	Montcalm	Serology	496	7754
2020/07/08 14:43:06	Montcalm	Total	6564	102614
2020/07/08 14:43:06	Montmorency	Diagnostic	494	53319
2020/07/08 14:43:06	Montmorency	Serology	49	5289
2020/07/08 14:43:06	Montmorency	Total	543	58608
2020/07/08 14:43:06	Muskegon	Serology	554	3191
2020/07/08 14:43:06	Muskegon	Diagnostic	23049	132780
2020/07/08 14:43:06	Muskegon	Total	23603	135971
2020/07/08 14:43:06	Newaygo	Diagnostic	5074	103780
2020/07/08 14:43:06	Newaygo	Serology	293	5993
2020/07/08 14:43:06	Newaygo	Total	5367	109773
2020/07/08 14:43:06	Oakland	Serology	39647	31486
2020/07/08 14:43:06	Oakland	Diagnostic	121135	96200
2020/07/08 14:43:06	Oakland	Total	160782	127686
2020/07/08 14:43:06	Oceana	Diagnostic	4609	173108
2020/07/08 14:43:06	Oceana	Serology	123	4620



2020/07/08 14:43:06	Oceana	Total	4732	177728
2020/07/08 14:43:06	Ogemaw	Diagnostic	1138	54315
2020/07/08 14:43:06	Ogemaw	Serology	40	1909
2020/07/08 14:43:06	Ogemaw	Total	1178	56224
2020/07/08 14:43:06	Ontonagon	Diagnostic	673	116135
2020/07/08 14:43:06	Ontonagon	Serology	7	1208
2020/07/08 14:43:06	Ontonagon	Total	680	117343
2020/07/08 14:43:06	Osceola	Diagnostic	2801	120003
2020/07/08 14:43:06	Osceola	Serology	84	3599
2020/07/08 14:43:06	Osceola	Total	2885	123602
2020/07/08 14:43:06	Oscoda	Diagnostic	364	43983
2020/07/08 14:43:06	Oscoda	Serology	8	967
2020/07/08 14:43:06	Oscoda	Total	372	44949
2020/07/08 14:43:06	Otsego	Diagnostic	1237	50152
2020/07/08 14:43:06	Otsego	Serology	189	7663
2020/07/08 14:43:06	Otsego	Total	1426	57815
2020/07/08 14:43:06	Ottawa	Diagnostic	33184	114233
2020/07/08 14:43:06	Ottawa	Serology	2025	6971
2020/07/08 14:43:06	Ottawa	Total	35209	121204
2020/07/08 14:43:06	Presque Isle	Diagnostic	593	46554
2020/07/08 14:43:06	Presque Isle	Serology	76	5966
2020/07/08 14:43:06	Presque Isle	Total	669	52520
2020/07/08 14:43:06	Roscommon	Serology	160	6699
2020/07/08 14:43:06	Roscommon	Diagnostic	1282	53676
2020/07/08 14:43:06	Roscommon	Total	1442	60375
2020/07/08 14:43:06	Saginaw	Diagnostic	24184	126751
2020/07/08 14:43:06	Saginaw	Serology	749	3926
2020/07/08 14:43:06	Saginaw	Total	24933	130676
2020/07/08 14:43:06	Sanilac	Diagnostic	2879	69909
2020/07/08 14:43:06	Sanilac	Serology	267	6483
2020/07/08 14:43:06	Sanilac	Total	3146	76393
2020/07/08 14:43:06	Schoolcraft	Diagnostic	495	61353
2020/07/08 14:43:06	Schoolcraft	Serology	27	3347
2020/07/08 14:43:06	Schoolcraft	Total	522	64700
2020/07/08 14:43:06	Shiawassee	Serology	848	12435
2020/07/08 14:43:06	Shiawassee	Diagnostic	4016	58893
2020/07/08 14:43:06	Shiawassee	Total	4864	71328
2020/07/08 14:43:06	St Clair	Serology	2867	17993
2020/07/08 14:43:06	St Clair	Diagnostic	11803	74076
2020/07/08 14:43:06	St Clair	Total	14670	92069
2020/07/08 14:43:06	St Joseph	Diagnostic	4967	81369
2020/07/08 14:43:06	St Joseph	Serology	285	4669
2020/07/08 14:43:06	St Joseph	Total	5252	86038
2020/07/08 14:43:06	Tuscola	Diagnostic	6049	115184
2020/07/08 14:43:06	Tuscola	Serology	329	6265
2020/07/08 14:43:06	Tuscola	Total	6378	121449
2020/07/08 14:43:06	Unknown	Diagnostic	107086	
2020/07/08 14:43:06	Unknown	Serology	16268	
2020/07/08 14:43:06	Unknown	Total	123354	
2020/07/08 14:43:06	Van Buren	Diagnostic	7094	94025

2020/07/08 14:43:06	Van Buren	Serology	289	3830
2020/07/08 14:43:06	Van Buren	Total	7383	97855
2020/07/08 14:43:06	Washtenaw	Diagnostic	42452	114437
2020/07/08 14:43:06	Washtenaw	Serology	5768	15549
2020/07/08 14:43:06	Washtenaw	Total	48220	129986
2020/07/08 14:43:06	Wayne	Diagnostic	140650	127422
2020/07/08 14:43:06	Wayne	Serology	25808	23381
2020/07/08 14:43:06	Wayne	Total	166458	150803
2020/07/08 14:43:06	Wexford	Diagnostic	2665	79633
2020/07/08 14:43:06	Wexford	Serology	79	2361
2020/07/08 14:43:06	Wexford	Total	2744	81994

**DIAGNOSTIC TESTS BY RESULT AND COUNTY 2020-07-08**

MessageDate	COUNTY	Negative	Positive	Total
7/7/2020	Alcona	19	0	19
7/7/2020	Alger	2	0	2
7/7/2020	Allegan	159	8	167
7/7/2020	Alpena	20	0	20
7/7/2020	Antrim	14	0	14
7/7/2020	Arenac	17	0	17
7/7/2020	Baraga	7	0	7
7/7/2020	Barry	86	1	87
7/7/2020	Bay	125	3	128
7/7/2020	Benzie	7	0	7
7/7/2020	Berrien	222	13	235
7/7/2020	Branch	98	7	105
7/7/2020	Calhoun	289	5	294
7/7/2020	Cass	59	5	64
7/7/2020	Charlevoix	20	0	20
7/7/2020	Cheboygan	12	0	12
7/7/2020	Chippewa	65	0	65
7/7/2020	Clare	19	0	19
7/7/2020	Clinton	233	5	238
7/7/2020	Correctional	251	9	260
7/7/2020	Crawford	6	0	6
7/7/2020	Delta	45	0	45
7/7/2020	Detroit City	958	28	986
7/7/2020	Dickinson	17	1	18
7/7/2020	Eaton	227	1	228
7/7/2020	Emmet	23	2	25
7/7/2020	Genesee	482	17	499
7/7/2020	Gladwin	29	0	29
7/7/2020	Gogebic	42	0	42
7/7/2020	Grand Traverse	68	2	70
7/7/2020	Gratiot	191	6	197
7/7/2020	Hillsdale	57	0	57
7/7/2020	Houghton	15	0	15
7/7/2020	Huron	21	2	23
7/7/2020	Ingham	602	17	619
7/7/2020	Ionia	98	3	101
7/7/2020	Iosco	16	0	16
7/7/2020	Iron	22	0	22
7/7/2020	Isabella	51	2	53
7/7/2020	Jackson	718	3	721
7/7/2020	Kalamazoo	598	21	619
7/7/2020	Kalkaska	21	0	21
7/7/2020	Kent	1842	63	1905
7/7/2020	Lake	26	0	26
7/7/2020	Lapeer	105	1	106
7/7/2020	Leelanau	13	0	13
7/7/2020	Lenawee	83	0	83

7/7/2020	Livingston	310	3	313
7/7/2020	Luce	1	0	1
7/7/2020	Mackinac	12	0	12
7/7/2020	Macomb	930	38	968
7/7/2020	Manistee	24	0	24
7/7/2020	Marquette	261	9	270
7/7/2020	Mason	98	2	100
7/7/2020	Mecosta	54	0	54
7/7/2020	Menominee	7	0	7
7/7/2020	Midland	24	0	24
7/7/2020	Missaukee	21	0	21
7/7/2020	Monroe	239	9	248
7/7/2020	Montcalm	162	5	167
7/7/2020	Montmorency	10	0	10
7/7/2020	Muskegon	535	18	553
7/7/2020	Newaygo	96	3	99
7/7/2020	Oakland	1840	54	1894
7/7/2020	Oceana	99	4	103
7/7/2020	Ogemaw	15	1	16
7/7/2020	Ontonagon	7	0	7
7/7/2020	Osceola	54	1	55
7/7/2020	Oscoda	10	0	10
7/7/2020	Otsego	12	0	12
7/7/2020	Ottawa	761	24	785
7/7/2020	Presque Isle	5	0	5
7/7/2020	Roscommon	40	0	40
7/7/2020	Saginaw	320	7	327
7/7/2020	Sanilac	125	2	127
7/7/2020	Schoolcraft	4	0	4
7/7/2020	Shiawassee	78	1	79
7/7/2020	St Clair	171	2	173
7/7/2020	St Joseph	98	3	101
7/7/2020	Tuscola	122	4	126
7/7/2020	Unknown	3481	272	3753
7/7/2020	Van Buren	243	10	253
7/7/2020	Washtenaw	795	27	822
7/7/2020	Wayne	1800	99	1899
7/7/2020	Wexford	43	1	44