



Western Michigan University
ScholarWorks at WMU

Cumulative Michigan COVID-19 Data

Michigan COVID-19 State Data

7-9-2020

2020-07-09_MichiganOverview_COVIDstats

Michigan Department of Health & Human Services

Follow this and additional works at: <https://scholarworks.wmich.edu/michigan-covid-data-state-cumulative>



Part of the Public Health Commons

WMU ScholarWorks Citation

Michigan Department of Health & Human Services, "2020-07-09_MichiganOverview_COVIDstats" (2020).
Cumulative Michigan COVID-19 Data. 136.

<https://scholarworks.wmich.edu/michigan-covid-data-state-cumulative/136>

This Website is brought to you for free and open access
by the Michigan COVID-19 State Data at ScholarWorks at
WMU. It has been accepted for inclusion in Cumulative
Michigan COVID-19 Data by an authorized administrator
of ScholarWorks at WMU. For more information, please
contact wmu-scholarworks@wmich.edu.



Coronavirus

CORONAVIRUS / MICHIGAN DATA

Michigan Data



DATA ABOUT PLACES

LONG TERM CARE FACILITIES

CORONAVIRUS SYMPTOMS

CUMULATIVE RECOVERED



CURRENT STATUS	DAILY CASES	CUMULATIVE TRENDS	DEMOGRAPHICS	TOTAL TESTING	DIAGNOSTIC TESTING	LEARN MORE
----------------	-------------	-------------------	--------------	---------------	--------------------	------------

[View Cases](#)

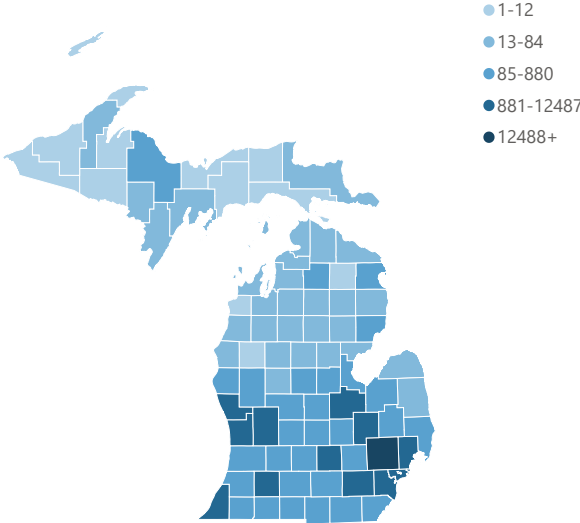
[View Deaths](#)

[View Table](#)

COVID-19 Cases by County

Confirmed cases include individuals with a positive diagnostic test for COVID-19. Probable cases include individuals with COVID-19 symptoms and an epidemiologic link to confirmed COVID-19, but no diagnostic test.

Cases by County



Michigan

Thursday, July 9, 2020

Michigan (Statewide) Case Fatality Rate
8.9%

Current Totals

Case Status	Cases	Deaths
Confirmed	67,683	6,024
Probable	7,380	247
Total	75,063	6,271

Laboratory Testing

Test Type	Tests Performed
Diagnostic	1,241,962
Serology	177,549
Total	1,419,511

Select Preparedness Region:

All

Select County:

All

This report is provisional and subject to change. City of Detroit and Wayne County are reported separately. MDHHS began tracking probable cases April 5, 2020. FCI indicates federal correctional institute. MDOC indicates Michigan Department of Corrections. Diagnostic tests, including nucleic acid amplification/real-time polymerase chain reaction (NAAT/RT-PCR) and rapid virus antigen detection point of care (POC) tests, look for current infection. Serology (antibody) tests are used to look for the possibility of previous infection.

Source: Michigan Disease Surveillance System (MDSS) and Vital Records.

Q

X

Cases by Hispanic/Latino Ethnicity

Hispanic/Latino Ethnicity	Percentage of Overall Cases by Ethnicity	Percentage of Deceased Cases by Ethnicity
Hispanic/Latino	8%	2%
Non-Hispanic Latino	65%	83%
Unknown	27%	15%



Totals may not add to 100% due to rounding

Cases by Arab Ethnicity

Arab Ethnicity	Percentage of Overall Cases by Ethnicity	Percentage of Deceased Cases by Ethnicity
Arab	2%	1%
Non-Arab	42%	44%
Unknown	56%	55%

Totals may not add to 100% due to rounding

PUBLIC USE DATASETS 7/9/2020

(Downloadable .xlsx files)

Cases and Deaths by County

Cases by County by Date

Cases by Demographics Statewide

COVID-19 Tests by County

Diagnostic Tests by Result and County



MICHIGAN.GOV HOME
ADA
MICHIGAN NEWS
POLICIES

COPYRIGHT 2020 STATE OF MICHIGAN



View Cases

View Deaths

View Table

Select Preparedness Region:

All

Select County:

All

This report is provisional and subject to change. City of Detroit and Wayne County are reported separately. MDHHS began tracking probable cases April 5, 2020. FCI indicates federal correctional institute. MDOC indicates Michigan Department of Corrections. Diagnostic tests, including nucleic acid amplification/real-time polymerase chain reaction (NAAT/RT-PCR) and rapid virus antigen detection point of care (POC) tests, look for current infection. Serology (antibody) tests are used to look for the possibility of previous infection.

Source: Michigan Disease Surveillance System (MDSS) and Vital Records.

COVID-19 Deaths by County

Confirmed deaths include individuals who had a confirmed COVID-19 infection and are classified as deceased by the case investigation, have COVID-19 indicated as a cause of death on their death certificate, or who die within 30 days of infection and their manner of death is listed as natural. Probable deaths include individuals who have COVID indicated on their death certificate, but have not had a positive diagnostic test.

Deaths by County

0

1-2

3-13

14-138

139-1533

1534+

Michigan

Thursday, July 9, 2020

Michigan (Statewide) Case Fatality Rate

8.9%

Current Totals

Case Status	Cases	Deaths
Confirmed	67,683	6,024
Probable	7,380	247
Total	75,063	6,271

Laboratory Testing

Test Type	Tests Performed
Diagnostic	1,241,962
Serology	177,549
Total	1,419,511

Confirmed Cases

Deaths

View Table

Select Preparedness Region:

All

Select County:

All

Cases are shown by onset date or by lab specimen collection date if onset date was unavailable. Deaths are shown by date of death or date of last status update if date of death was unavailable. Tracking of probable cases and deaths did not begin until April 5, 2020, therefore only probable cases referred for investigation on or after April 5, 2020 are displayed (onset may have been prior).

Notes: FCI indicates federal correctional institute. MDOC indicates Michigan Department of Corrections.

Daily Cases by Status

The number of daily confirmed cases represent the total number of people who had a positive diagnostic test for COVID-19 by the date of the onset of their symptoms.

Filter by Date:

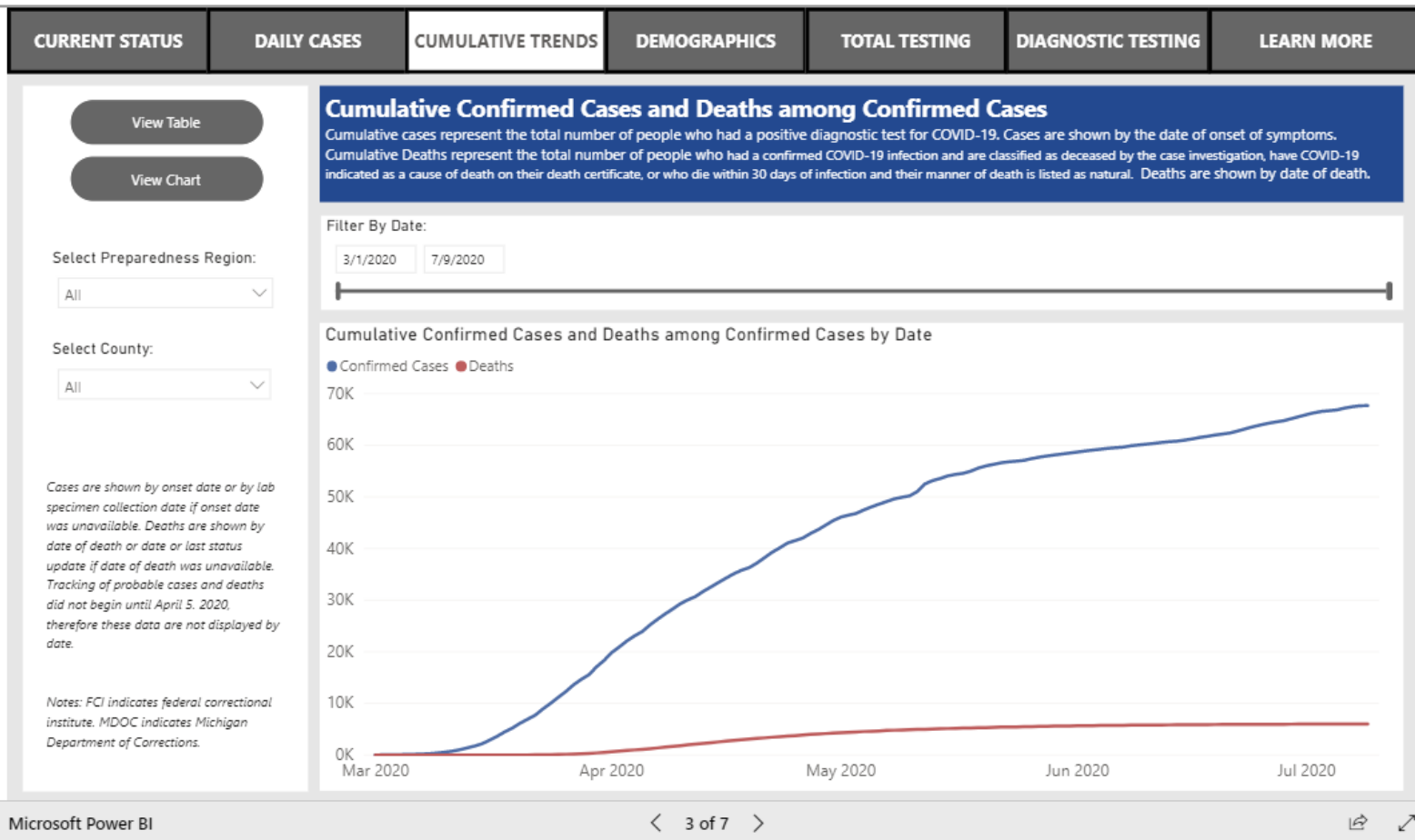
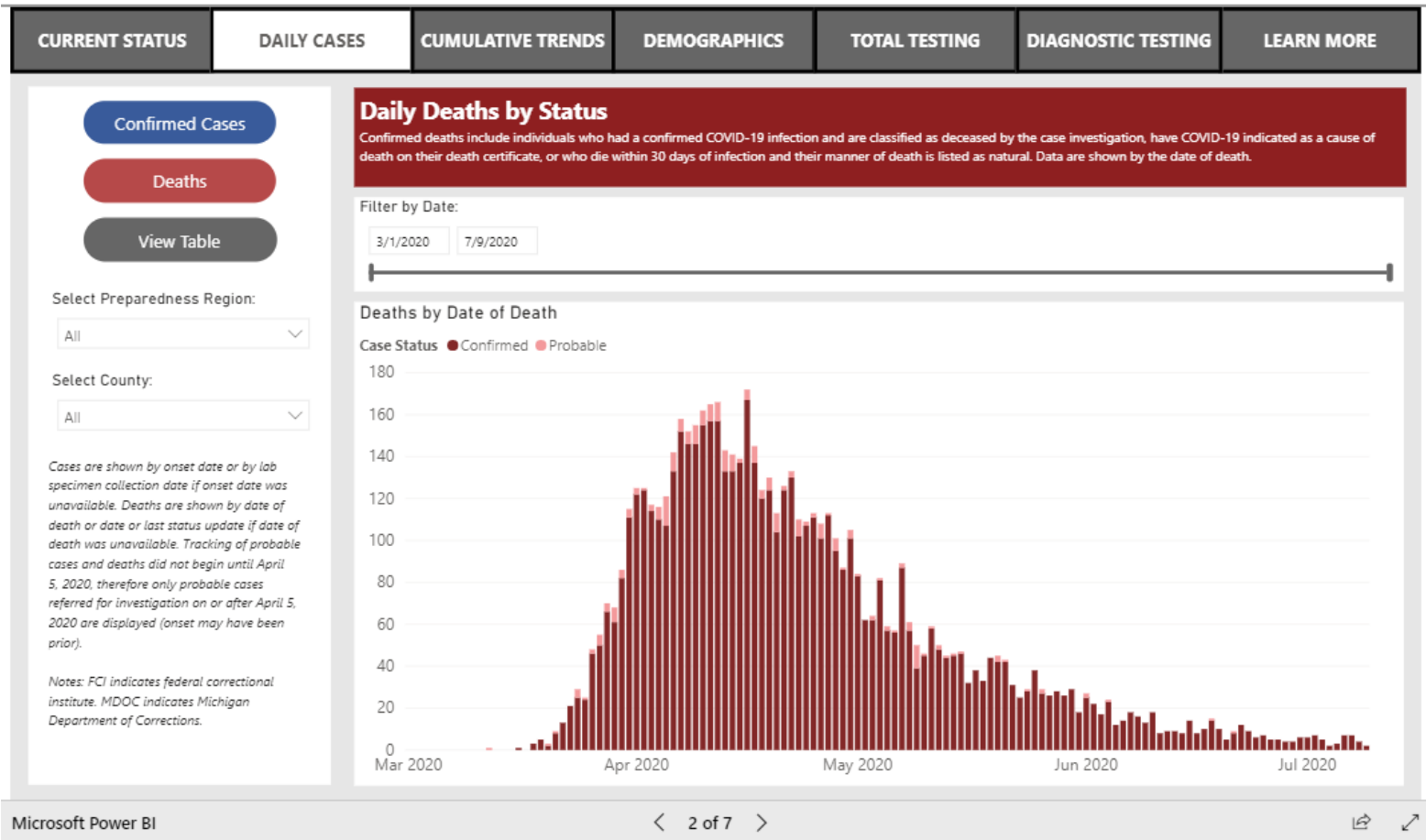
3/1/20207/9/2020

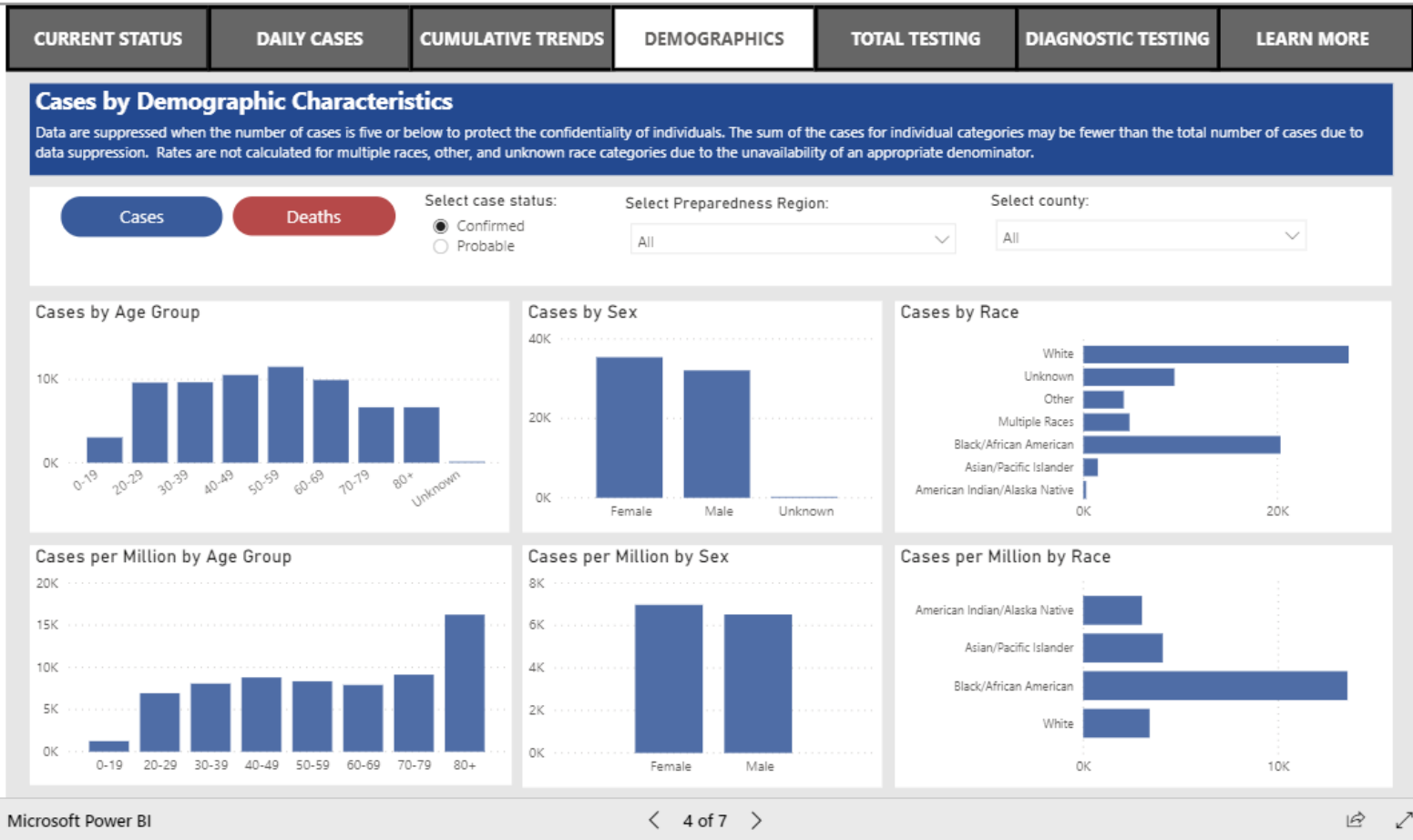
Cases by Date of Onset

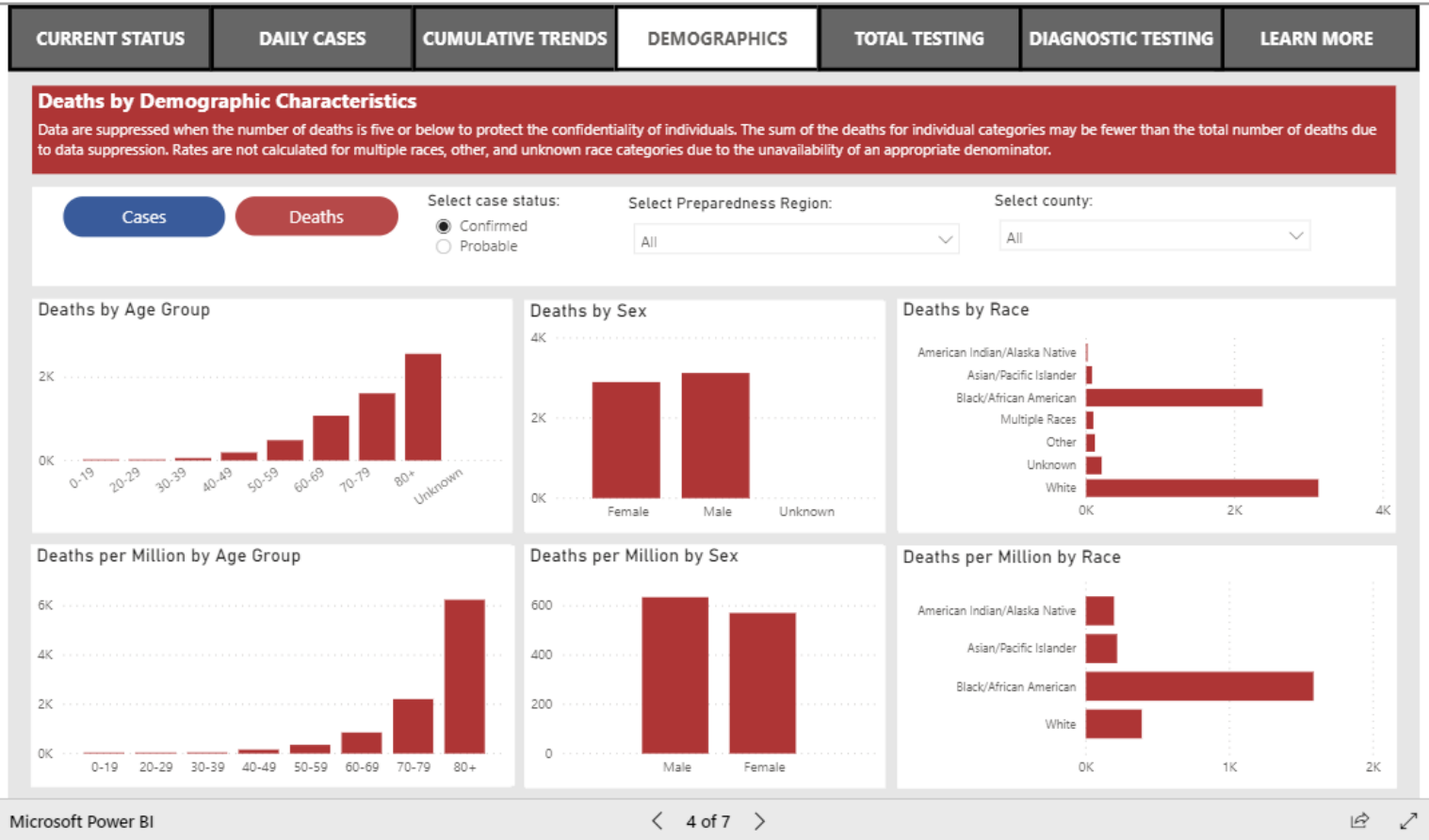
Case Status

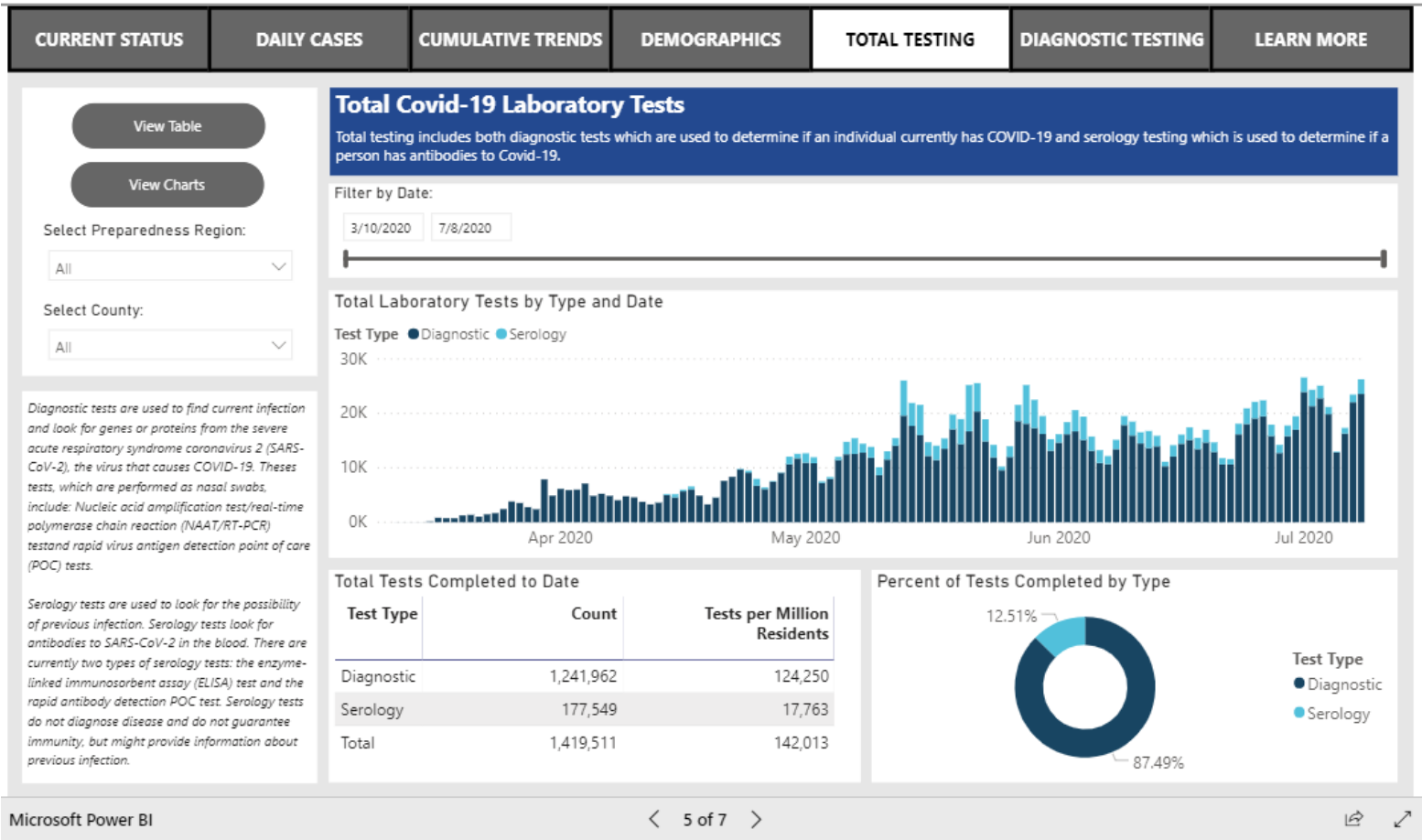
Confirmed

Probable









CURRENT STATUS	DAILY CASES	CUMULATIVE TRENDS	DEMOGRAPHICS	TOTAL TESTING	DIAGNOSTIC TESTING	LEARN MORE
----------------	-------------	-------------------	--------------	---------------	--------------------	------------

Where does the data come from?

The State of Michigan COVID-19 Dashboard displays the most recent provisional data reported to the Michigan Department of Health and Human Services (MDHHS) about cases in Michigan by selected demographics and county of residence (City of Detroit and Wayne County are reported separately). Data are reported to MDHHS via the [Michigan Disease Surveillance System \(MDSS\)](#). Provisional Death data are provided by the MDHHS Division for [Vital Records & Health Statistics](#).

How does MDHHS classify confirmed and probable cases?

Confirmed cases only include individuals who have had a positive diagnostic laboratory test for COVID-19. Probable cases include individuals who have symptoms consistent with COVID-19 and an epidemiologic link to a confirmed case or a positive serology (antibody) test, but do not have a positive diagnostic laboratory test for COVID-19 and individuals with a positive serology (antibody) test for COVID-19 and an epidemiologic link to a confirmed case.

How does MDHHS classify confirmed and probable deaths?

Confirmed deaths include individuals who meet one or more of the following conditions: 1) Have been identified as a confirmed case and classified as deceased as a result of a case investigation in the Michigan Disease Surveillance System (MDSS). MDSS is the database used by state and local health department to monitor reportable diseases like COVID-19; 2) have been identified as a confirmed case in MDSS had have a death certificate with COVID-19 listed as a cause of death; 3) have been identified as a confirmed case in MDSS and die within 30 days of onset of COVID-19 infection and have a death certificate which classifies their manner death as 'natural'. Probable deaths include individuals who have COVID indicated as a cause of death on their death certificate but have not had a positive diagnostic laboratory test.

Why do the number of probable cases fluctuate?

The number of probable cases can change daily based on the investigation efforts of the health department. When a probable case is first reported, local and/or state health department staff investigate to determine if the person meets the case definition of probable. As additional information is gathered, the case could be re-classified to confirmed, remain as probable, or be determined as not a case.

Why do data in the demographics tab not sum to the total number of cases for a county or region?

Data are not shown whenever the number of cases for a particular demographic category is fewer than six to protect the confidentiality of individuals. Rates are not calculated for other, multiple, and unknown race because an appropriate population denominator is not available for these categories at the county level.

Where can I get more information about COVID-19?

Visit <https://www.michigan.gov/coronavirus> to find information on resources and assistance, answers to frequently asked questions, and the latest updates on Michigan's response to COVID-19. For COVID-19 updates from CDC visit <https://www.cdc.gov/coronavirus/2019-ncov>.

Cumulative Total of Recovered COVID-19 Cases

Cumulative Total of Recovered COVID-19 Cases (as of 07/03/2020): **52,841**

Note on recovery: During this response, MDHHS is reviewing vital records statistics to identify any laboratory confirmed COVID-19 cases who are 30 days out from their onset of illness to represent recovery status. As the pandemic continues to impact Michigan, this pool will expand to include more cases. Recovered is defined as the number of persons with a confirmed COVID-19 diagnosis who are alive 30 days post-onset (or referral date if onset is not available). The number of persons recovered on July 3, 2020 represents COVID-19 confirmed individuals with an onset date on or prior to June 3, 2020. If an individual dies from a COVID-related cause >30 days from onset/referral, they are removed from the number of persons recovered. These numbers will be updated every Saturday.

Source: Michigan Disease Surveillance System and Vital Records

CASES AND DEATHS BY COUNTY 2020-07-09

Updated	COUNTY	ConfirmedCases	ConfirmedDeaths	ProbableCases	ProbableDeaths
2020/07/09 13:49:06	Alcona	20	1	4	0
2020/07/09 13:49:06	Alger	3	0	1	0
2020/07/09 13:49:06	Allegan	316	7	42	0
2020/07/09 13:49:06	Alpena	111	11	12	0
2020/07/09 13:49:06	Antrim	23	0	1	0
2020/07/09 13:49:06	Arenac	34	2	4	0
2020/07/09 13:49:06	Baraga	5	0		
2020/07/09 13:49:06	Barry	100	3	23	0
2020/07/09 13:49:06	Bay	373	31	42	0
2020/07/09 13:49:06	Benzie	9	0	2	0
2020/07/09 13:49:06	Berrien	803	60	164	0
2020/07/09 13:49:06	Branch	249	2	17	0
2020/07/09 13:49:06	Calhoun	525	38	69	1
2020/07/09 13:49:06	Cass	161	6	18	0
2020/07/09 13:49:06	Charlevoix	26	2	4	0
2020/07/09 13:49:06	Cheboygan	22	2	5	0
2020/07/09 13:49:06	Chippewa	15	0	1	0
2020/07/09 13:49:06	Clare	31	3	1	0
2020/07/09 13:49:06	Clinton	229	12	50	0
2020/07/09 13:49:06	Crawford	76	5	5	0
2020/07/09 13:49:06	Delta	26	3	4	0
2020/07/09 13:49:06	Dickinson	15	2	1	0
2020/07/09 13:49:06	Eaton	279	7	69	0
2020/07/09 13:49:06	Emmet	30	2	5	0
2020/07/09 13:49:06	Genesee	2282	265	588	25
2020/07/09 13:49:06	Gladwin	27	1		
2020/07/09 13:49:06	Gogebic	10	1	1	0
2020/07/09 13:49:06	Grand Traverse	76	5	2	0
2020/07/09 13:49:06	Gratiot	95	14	10	0
2020/07/09 13:49:06	Hillsdale	192	25	14	0
2020/07/09 13:49:06	Houghton	24	0	3	0
2020/07/09 13:49:06	Huron	63	3	10	0
2020/07/09 13:49:06	Ingham	1096	30	46	0
2020/07/09 13:49:06	Ionia	181	4	24	0
2020/07/09 13:49:06	Iosco	103	10	17	1
2020/07/09 13:49:06	Iron	6	1		
2020/07/09 13:49:06	Isabella	122	8	24	0
2020/07/09 13:49:06	Jackson	512	31	23	1
2020/07/09 13:49:06	Kalamazoo	1095	69	77	1
2020/07/09 13:49:06	Kalkaska	28	2	13	0
2020/07/09 13:49:06	Kent	5120	136	455	3
2020/07/09 13:49:06	Keweenaw	1	0		
2020/07/09 13:49:06	Lake	11	0	1	0
2020/07/09 13:49:06	Lapeer	264	30	49	1
2020/07/09 13:49:06	Leelanau	30	0	2	0
2020/07/09 13:49:06	Lenawee	221	10	37	0
2020/07/09 13:49:06	Livingston	484	27	123	1

2020/07/09 13:49:06	Luce	3	0		
2020/07/09 13:49:06	Mackinac	9	0		
2020/07/09 13:49:06	Macomb	7443	886	247	37
2020/07/09 13:49:06	Manistee	22	0	3	0
2020/07/09 13:49:06	Marquette	84	11	1	0
2020/07/09 13:49:06	Mason	65	0	7	0
2020/07/09 13:49:06	Mecosta	31	2	3	0
2020/07/09 13:49:06	Menominee	31	0	1	0
2020/07/09 13:49:06	Midland	135	9	43	0
2020/07/09 13:49:06	Missaukee	23	1	11	0
2020/07/09 13:49:06	Monroe	563	20	93	1
2020/07/09 13:49:06	Montcalm	112	1	8	0
2020/07/09 13:49:06	Montmorency	5	0		
2020/07/09 13:49:06	Muskegon	862	53	19	0
2020/07/09 13:49:06	Newaygo	182	0	7	0
2020/07/09 13:49:06	Oakland	9323	1055	3165	42
2020/07/09 13:49:06	Oceana	358	4	14	0
2020/07/09 13:49:06	Ogemaw	32	2	13	0
2020/07/09 13:49:06	Ontonagon	1	0		
2020/07/09 13:49:06	Osceola	38	0	6	0
2020/07/09 13:49:06	Oscoda	16	1	6	0
2020/07/09 13:49:06	Otsego	106	10	18	0
2020/07/09 13:49:06	Ottawa	1122	47	82	5
2020/07/09 13:49:06	Presque Isle	13	0		
2020/07/09 13:49:06	Roscommon	25	0	4	0
2020/07/09 13:49:06	Saginaw	1302	121	59	3
2020/07/09 13:49:06	Sanilac	52	5	3	1
2020/07/09 13:49:06	Schoolcraft	7	0		
2020/07/09 13:49:06	Shiawassee	258	27	25	1
2020/07/09 13:49:06	St Clair	512	52	87	1
2020/07/09 13:49:06	St Joseph	328	5	40	0
2020/07/09 13:49:06	Tuscola	234	26	9	0
2020/07/09 13:49:06	Van Buren	230	8	27	1
2020/07/09 13:49:06	Washtenaw	1609	107	240	0
2020/07/09 13:49:06	Wayne	10806	1174	444	36
2020/07/09 13:49:06	Wexford	44	4	8	0
2020/07/09 13:49:06	MDOC	4110	68	6	0
2020/07/09 13:49:06	FCI	182	5	4	0
2020/07/09 13:49:06	Out-of-State	38	0	1	0
2020/07/09 13:49:06	Unknown	3	0	2	0
2020/07/09 13:49:06	Detroit City	11840	1449	611	85

CASES BY DEMOGRAPHICS 2020-07-09

CASE_STATUS	AgeCat	RaceCat	SEX	Cases	Deaths
Confirmed	0-19	American Indian/Alaska Native	Female	10	0
Confirmed	20-29	American Indian/Alaska Native	Female	26	0
Confirmed	30-39	American Indian/Alaska Native	Female	14	0
Confirmed	40-49	American Indian/Alaska Native	Female	28	0
Confirmed	50-59	American Indian/Alaska Native	Female	35	0
Confirmed	60-69	American Indian/Alaska Native	Female	16	Suppressed
Confirmed	70-79	American Indian/Alaska Native	Female	12	Suppressed
Confirmed	80+	American Indian/Alaska Native	Female	Suppressed	Suppressed
Confirmed	Unknown	American Indian/Alaska Native	Female	0	0
Confirmed	0-19	Asian/Pacific Islander	Female	39	0
Confirmed	20-29	Asian/Pacific Islander	Female	108	0
Confirmed	30-39	Asian/Pacific Islander	Female	159	0
Confirmed	40-49	Asian/Pacific Islander	Female	155	0
Confirmed	50-59	Asian/Pacific Islander	Female	133	Suppressed
Confirmed	60-69	Asian/Pacific Islander	Female	88	Suppressed
Confirmed	70-79	Asian/Pacific Islander	Female	39	10
Confirmed	80+	Asian/Pacific Islander	Female	49	21
Confirmed	Unknown	Asian/Pacific Islander	Female	0	0
Confirmed	0-19	Black/African American	Female	359	Suppressed
Confirmed	20-29	Black/African American	Female	1454	Suppressed
Confirmed	30-39	Black/African American	Female	1606	9
Confirmed	40-49	Black/African American	Female	1786	50
Confirmed	50-59	Black/African American	Female	1793	102
Confirmed	60-69	Black/African American	Female	1697	217
Confirmed	70-79	Black/African American	Female	1164	296
Confirmed	80+	Black/African American	Female	952	396
Confirmed	Unknown	Black/African American	Female	0	0
Confirmed	0-19	Multiple Races	Female	105	0
Confirmed	20-29	Multiple Races	Female	431	Suppressed
Confirmed	30-39	Multiple Races	Female	427	0
Confirmed	40-49	Multiple Races	Female	533	Suppressed
Confirmed	50-59	Multiple Races	Female	567	Suppressed
Confirmed	60-69	Multiple Races	Female	344	Suppressed
Confirmed	70-79	Multiple Races	Female	153	11
Confirmed	80+	Multiple Races	Female	167	20
Confirmed	Unknown	Multiple Races	Female	Suppressed	0
Confirmed	0-19	Other	Female	237	0
Confirmed	20-29	Other	Female	436	0
Confirmed	30-39	Other	Female	376	Suppressed
Confirmed	40-49	Other	Female	374	Suppressed
Confirmed	50-59	Other	Female	252	Suppressed
Confirmed	60-69	Other	Female	168	13
Confirmed	70-79	Other	Female	89	15
Confirmed	80+	Other	Female	92	20
Confirmed	Unknown	Other	Female	0	0
Confirmed	0-19	Unknown	Female	211	0
Confirmed	20-29	Unknown	Female	660	Suppressed

Confirmed	30-39	Unknown	Female	636	0
Confirmed	40-49	Unknown	Female	786	Suppressed
Confirmed	50-59	Unknown	Female	805	Suppressed
Confirmed	60-69	Unknown	Female	651	17
Confirmed	70-79	Unknown	Female	404	27
Confirmed	80+	Unknown	Female	456	47
Confirmed	Unknown	Unknown	Female	Suppressed	0
Confirmed	0-19	White	Female	539	0
Confirmed	20-29	White	Female	2182	Suppressed
Confirmed	30-39	White	Female	1750	8
Confirmed	40-49	White	Female	1796	18
Confirmed	50-59	White	Female	2159	62
Confirmed	60-69	White	Female	1799	152
Confirmed	70-79	White	Female	1469	345
Confirmed	80+	White	Female	2604	990
Confirmed	Unknown	White	Female	Suppressed	0
Confirmed	0-19	American Indian/Alaska Native	Male	Suppressed	0
Confirmed	20-29	American Indian/Alaska Native	Male	14	0
Confirmed	30-39	American Indian/Alaska Native	Male	22	0
Confirmed	40-49	American Indian/Alaska Native	Male	26	0
Confirmed	50-59	American Indian/Alaska Native	Male	26	Suppressed
Confirmed	60-69	American Indian/Alaska Native	Male	22	Suppressed
Confirmed	70-79	American Indian/Alaska Native	Male	14	6
Confirmed	80+	American Indian/Alaska Native	Male	Suppressed	Suppressed
Confirmed	Unknown	American Indian/Alaska Native	Male	0	0
Confirmed	0-19	Asian/Pacific Islander	Male	41	0
Confirmed	20-29	Asian/Pacific Islander	Male	124	0
Confirmed	30-39	Asian/Pacific Islander	Male	147	0
Confirmed	40-49	Asian/Pacific Islander	Male	134	Suppressed
Confirmed	50-59	Asian/Pacific Islander	Male	115	Suppressed
Confirmed	60-69	Asian/Pacific Islander	Male	81	11
Confirmed	70-79	Asian/Pacific Islander	Male	39	11
Confirmed	80+	Asian/Pacific Islander	Male	32	16
Confirmed	Unknown	Asian/Pacific Islander	Male	0	0
Confirmed	0-19	Black/African American	Male	301	Suppressed
Confirmed	20-29	Black/African American	Male	1039	8
Confirmed	30-39	Black/African American	Male	1270	26
Confirmed	40-49	Black/African American	Male	1479	67
Confirmed	50-59	Black/African American	Male	1806	178
Confirmed	60-69	Black/African American	Male	1815	328
Confirmed	70-79	Black/African American	Male	1203	398
Confirmed	80+	Black/African American	Male	567	292
Confirmed	Unknown	Black/African American	Male	Suppressed	0
Confirmed	0-19	Multiple Races	Male	107	0
Confirmed	20-29	Multiple Races	Male	297	Suppressed
Confirmed	30-39	Multiple Races	Male	303	0
Confirmed	40-49	Multiple Races	Male	374	Suppressed
Confirmed	50-59	Multiple Races	Male	402	Suppressed
Confirmed	60-69	Multiple Races	Male	295	20
Confirmed	70-79	Multiple Races	Male	154	14

Confirmed	80+	Multiple Races	Male	73	16
Confirmed	Unknown	Multiple Races	Male	0	0
Confirmed	0-19	Other	Male	269	0
Confirmed	20-29	Other	Male	430	Suppressed
Confirmed	30-39	Other	Male	430	Suppressed
Confirmed	40-49	Other	Male	392	Suppressed
Confirmed	50-59	Other	Male	284	6
Confirmed	60-69	Other	Male	179	21
Confirmed	70-79	Other	Male	99	17
Confirmed	80+	Other	Male	42	11
Confirmed	Unknown	Other	Male	0	0
Confirmed	0-19	Unknown	Male	258	0
Confirmed	20-29	Unknown	Male	680	Suppressed
Confirmed	30-39	Unknown	Male	717	Suppressed
Confirmed	40-49	Unknown	Male	828	9
Confirmed	50-59	Unknown	Male	883	9
Confirmed	60-69	Unknown	Male	683	22
Confirmed	70-79	Unknown	Male	344	25
Confirmed	80+	Unknown	Male	227	40
Confirmed	Unknown	Unknown	Male	8	0
Confirmed	0-19	White	Male	535	0
Confirmed	20-29	White	Male	1719	Suppressed
Confirmed	30-39	White	Male	1780	10
Confirmed	40-49	White	Male	1824	33
Confirmed	50-59	White	Male	2227	109
Confirmed	60-69	White	Male	2080	262
Confirmed	70-79	White	Male	1468	438
Confirmed	80+	White	Male	1372	692
Confirmed	Unknown	White	Male	Suppressed	0
Confirmed	0-19	American Indian/Alaska Native	Unknown	0	0
Confirmed	20-29	American Indian/Alaska Native	Unknown	0	0
Confirmed	30-39	American Indian/Alaska Native	Unknown	0	0
Confirmed	40-49	American Indian/Alaska Native	Unknown	0	0
Confirmed	50-59	American Indian/Alaska Native	Unknown	0	0
Confirmed	60-69	American Indian/Alaska Native	Unknown	0	0
Confirmed	70-79	American Indian/Alaska Native	Unknown	0	0
Confirmed	80+	American Indian/Alaska Native	Unknown	0	0
Confirmed	Unknown	American Indian/Alaska Native	Unknown	0	0
Confirmed	0-19	Asian/Pacific Islander	Unknown	0	0
Confirmed	20-29	Asian/Pacific Islander	Unknown	0	0
Confirmed	30-39	Asian/Pacific Islander	Unknown	Suppressed	0
Confirmed	40-49	Asian/Pacific Islander	Unknown	0	0
Confirmed	50-59	Asian/Pacific Islander	Unknown	0	0
Confirmed	60-69	Asian/Pacific Islander	Unknown	0	0
Confirmed	70-79	Asian/Pacific Islander	Unknown	0	0
Confirmed	80+	Asian/Pacific Islander	Unknown	0	0
Confirmed	Unknown	Asian/Pacific Islander	Unknown	0	0
Confirmed	0-19	Black/African American	Unknown	Suppressed	0
Confirmed	20-29	Black/African American	Unknown	Suppressed	0
Confirmed	30-39	Black/African American	Unknown	Suppressed	0

Confirmed	40-49	Black/African American	Unknown	Suppressed	0
Confirmed	50-59	Black/African American	Unknown	Suppressed	0
Confirmed	60-69	Black/African American	Unknown	Suppressed	0
Confirmed	70-79	Black/African American	Unknown	Suppressed	0
Confirmed	80+	Black/African American	Unknown	Suppressed	0
Confirmed	Unknown	Black/African American	Unknown	Suppressed	0
Confirmed	0-19	Multiple Races	Unknown	Suppressed	0
Confirmed	20-29	Multiple Races	Unknown	Suppressed	0
Confirmed	30-39	Multiple Races	Unknown	Suppressed	0
Confirmed	40-49	Multiple Races	Unknown	0	0
Confirmed	50-59	Multiple Races	Unknown	Suppressed	0
Confirmed	60-69	Multiple Races	Unknown	Suppressed	0
Confirmed	70-79	Multiple Races	Unknown	Suppressed	0
Confirmed	80+	Multiple Races	Unknown	0	0
Confirmed	Unknown	Multiple Races	Unknown	0	0
Confirmed	0-19	Other	Unknown	Suppressed	0
Confirmed	20-29	Other	Unknown	0	0
Confirmed	30-39	Other	Unknown	Suppressed	0
Confirmed	40-49	Other	Unknown	Suppressed	0
Confirmed	50-59	Other	Unknown	Suppressed	0
Confirmed	60-69	Other	Unknown	0	0
Confirmed	70-79	Other	Unknown	0	0
Confirmed	80+	Other	Unknown	0	0
Confirmed	Unknown	Other	Unknown	0	0
Confirmed	0-19	Unknown	Unknown	10	0
Confirmed	20-29	Unknown	Unknown	16	0
Confirmed	30-39	Unknown	Unknown	21	0
Confirmed	40-49	Unknown	Unknown	19	0
Confirmed	50-59	Unknown	Unknown	28	0
Confirmed	60-69	Unknown	Unknown	16	0
Confirmed	70-79	Unknown	Unknown	8	0
Confirmed	80+	Unknown	Unknown	20	0
Confirmed	Unknown	Unknown	Unknown	Suppressed	0
Confirmed	0-19	White	Unknown	Suppressed	0
Confirmed	20-29	White	Unknown	Suppressed	0
Confirmed	30-39	White	Unknown	Suppressed	0
Confirmed	40-49	White	Unknown	Suppressed	0
Confirmed	50-59	White	Unknown	Suppressed	0
Confirmed	60-69	White	Unknown	Suppressed	0
Confirmed	70-79	White	Unknown	Suppressed	0
Confirmed	80+	White	Unknown	Suppressed	0
Confirmed	Unknown	White	Unknown	0	0
Probable	0-19	American Indian/Alaska Native	Female	0	0
Probable	20-29	American Indian/Alaska Native	Female	Suppressed	0
Probable	30-39	American Indian/Alaska Native	Female	Suppressed	0
Probable	40-49	American Indian/Alaska Native	Female	Suppressed	0
Probable	50-59	American Indian/Alaska Native	Female	Suppressed	0
Probable	60-69	American Indian/Alaska Native	Female	Suppressed	0
Probable	70-79	American Indian/Alaska Native	Female	Suppressed	0
Probable	80+	American Indian/Alaska Native	Female	0	0

Probable	Unknown	American Indian/Alaska Native	Female	0	0
Probable	0-19	Asian/Pacific Islander	Female	14	0
Probable	20-29	Asian/Pacific Islander	Female	16	0
Probable	30-39	Asian/Pacific Islander	Female	17	0
Probable	40-49	Asian/Pacific Islander	Female	6	0
Probable	50-59	Asian/Pacific Islander	Female	10	0
Probable	60-69	Asian/Pacific Islander	Female	Suppressed	0
Probable	70-79	Asian/Pacific Islander	Female	Suppressed	0
Probable	80+	Asian/Pacific Islander	Female	0	0
Probable	Unknown	Asian/Pacific Islander	Female	Suppressed	0
Probable	0-19	Black/African American	Female	39	0
Probable	20-29	Black/African American	Female	91	0
Probable	30-39	Black/African American	Female	69	0
Probable	40-49	Black/African American	Female	95	Suppressed
Probable	50-59	Black/African American	Female	100	Suppressed
Probable	60-69	Black/African American	Female	93	10
Probable	70-79	Black/African American	Female	39	8
Probable	80+	Black/African American	Female	26	18
Probable	Unknown	Black/African American	Female	Suppressed	0
Probable	0-19	Multiple Races	Female	11	0
Probable	20-29	Multiple Races	Female	33	0
Probable	30-39	Multiple Races	Female	13	0
Probable	40-49	Multiple Races	Female	40	0
Probable	50-59	Multiple Races	Female	40	0
Probable	60-69	Multiple Races	Female	27	0
Probable	70-79	Multiple Races	Female	7	0
Probable	80+	Multiple Races	Female	Suppressed	Suppressed
Probable	Unknown	Multiple Races	Female	Suppressed	0
Probable	0-19	Other	Female	35	0
Probable	20-29	Other	Female	24	0
Probable	30-39	Other	Female	27	0
Probable	40-49	Other	Female	25	0
Probable	50-59	Other	Female	17	Suppressed
Probable	60-69	Other	Female	11	Suppressed
Probable	70-79	Other	Female	6	0
Probable	80+	Other	Female	Suppressed	0
Probable	Unknown	Other	Female	Suppressed	0
Probable	0-19	Unknown	Female	116	0
Probable	20-29	Unknown	Female	240	0
Probable	30-39	Unknown	Female	224	0
Probable	40-49	Unknown	Female	309	0
Probable	50-59	Unknown	Female	318	0
Probable	60-69	Unknown	Female	275	Suppressed
Probable	70-79	Unknown	Female	108	0
Probable	80+	Unknown	Female	57	Suppressed
Probable	Unknown	Unknown	Female	19	0
Probable	0-19	White	Female	168	0
Probable	20-29	White	Female	223	0
Probable	30-39	White	Female	186	0
Probable	40-49	White	Female	211	Suppressed

Probable	50-59	White	Female	282	Suppressed
Probable	60-69	White	Female	190	15
Probable	70-79	White	Female	105	16
Probable	80+	White	Female	77	40
Probable	Unknown	White	Female	12	0
Probable	0-19	American Indian/Alaska Native	Male	0	0
Probable	20-29	American Indian/Alaska Native	Male	0	0
Probable	30-39	American Indian/Alaska Native	Male	0	0
Probable	40-49	American Indian/Alaska Native	Male	Suppressed	0
Probable	50-59	American Indian/Alaska Native	Male	Suppressed	0
Probable	60-69	American Indian/Alaska Native	Male	Suppressed	0
Probable	70-79	American Indian/Alaska Native	Male	0	0
Probable	80+	American Indian/Alaska Native	Male	Suppressed	Suppressed
Probable	Unknown	American Indian/Alaska Native	Male	0	0
Probable	0-19	Asian/Pacific Islander	Male	14	0
Probable	20-29	Asian/Pacific Islander	Male	13	0
Probable	30-39	Asian/Pacific Islander	Male	15	0
Probable	40-49	Asian/Pacific Islander	Male	Suppressed	0
Probable	50-59	Asian/Pacific Islander	Male	7	0
Probable	60-69	Asian/Pacific Islander	Male	Suppressed	0
Probable	70-79	Asian/Pacific Islander	Male	Suppressed	0
Probable	80+	Asian/Pacific Islander	Male	0	0
Probable	Unknown	Asian/Pacific Islander	Male	0	0
Probable	0-19	Black/African American	Male	37	0
Probable	20-29	Black/African American	Male	43	0
Probable	30-39	Black/African American	Male	41	0
Probable	40-49	Black/African American	Male	49	7
Probable	50-59	Black/African American	Male	69	6
Probable	60-69	Black/African American	Male	64	13
Probable	70-79	Black/African American	Male	36	19
Probable	80+	Black/African American	Male	11	10
Probable	Unknown	Black/African American	Male	Suppressed	0
Probable	0-19	Multiple Races	Male	23	0
Probable	20-29	Multiple Races	Male	20	0
Probable	30-39	Multiple Races	Male	24	0
Probable	40-49	Multiple Races	Male	30	0
Probable	50-59	Multiple Races	Male	23	0
Probable	60-69	Multiple Races	Male	15	0
Probable	70-79	Multiple Races	Male	9	0
Probable	80+	Multiple Races	Male	Suppressed	Suppressed
Probable	Unknown	Multiple Races	Male	Suppressed	0
Probable	0-19	Other	Male	33	0
Probable	20-29	Other	Male	33	0
Probable	30-39	Other	Male	17	0
Probable	40-49	Other	Male	19	0
Probable	50-59	Other	Male	13	0
Probable	60-69	Other	Male	13	Suppressed
Probable	70-79	Other	Male	Suppressed	Suppressed
Probable	80+	Other	Male	Suppressed	0
Probable	Unknown	Other	Male	Suppressed	0

Probable	0-19	Unknown	Male	114	0
Probable	20-29	Unknown	Male	176	0
Probable	30-39	Unknown	Male	205	Suppressed
Probable	40-49	Unknown	Male	209	Suppressed
Probable	50-59	Unknown	Male	248	0
Probable	60-69	Unknown	Male	199	Suppressed
Probable	70-79	Unknown	Male	83	Suppressed
Probable	80+	Unknown	Male	37	Suppressed
Probable	Unknown	Unknown	Male	13	0
Probable	0-19	White	Male	210	0
Probable	20-29	White	Male	167	Suppressed
Probable	30-39	White	Male	157	Suppressed
Probable	40-49	White	Male	163	Suppressed
Probable	50-59	White	Male	217	Suppressed
Probable	60-69	White	Male	158	11
Probable	70-79	White	Male	64	8
Probable	80+	White	Male	53	24
Probable	Unknown	White	Male	Suppressed	0
Probable	0-19	American Indian/Alaska Native	Unknown	0	0
Probable	20-29	American Indian/Alaska Native	Unknown	0	0
Probable	30-39	American Indian/Alaska Native	Unknown	0	0
Probable	40-49	American Indian/Alaska Native	Unknown	0	0
Probable	50-59	American Indian/Alaska Native	Unknown	0	0
Probable	60-69	American Indian/Alaska Native	Unknown	0	0
Probable	70-79	American Indian/Alaska Native	Unknown	0	0
Probable	80+	American Indian/Alaska Native	Unknown	0	0
Probable	Unknown	American Indian/Alaska Native	Unknown	0	0
Probable	0-19	Asian/Pacific Islander	Unknown	0	0
Probable	20-29	Asian/Pacific Islander	Unknown	0	0
Probable	30-39	Asian/Pacific Islander	Unknown	0	0
Probable	40-49	Asian/Pacific Islander	Unknown	0	0
Probable	50-59	Asian/Pacific Islander	Unknown	0	0
Probable	60-69	Asian/Pacific Islander	Unknown	0	0
Probable	70-79	Asian/Pacific Islander	Unknown	0	0
Probable	80+	Asian/Pacific Islander	Unknown	0	0
Probable	Unknown	Asian/Pacific Islander	Unknown	0	0
Probable	0-19	Black/African American	Unknown	0	0
Probable	20-29	Black/African American	Unknown	0	0
Probable	30-39	Black/African American	Unknown	0	0
Probable	40-49	Black/African American	Unknown	0	0
Probable	50-59	Black/African American	Unknown	0	0
Probable	60-69	Black/African American	Unknown	0	0
Probable	70-79	Black/African American	Unknown	0	0
Probable	80+	Black/African American	Unknown	0	0
Probable	Unknown	Black/African American	Unknown	0	0
Probable	0-19	Multiple Races	Unknown	Suppressed	0
Probable	20-29	Multiple Races	Unknown	Suppressed	0
Probable	30-39	Multiple Races	Unknown	Suppressed	0
Probable	40-49	Multiple Races	Unknown	0	0
Probable	50-59	Multiple Races	Unknown	Suppressed	0

Probable	60-69	Multiple Races	Unknown	Suppressed	0
Probable	70-79	Multiple Races	Unknown	0	0
Probable	80+	Multiple Races	Unknown	0	0
Probable	Unknown	Multiple Races	Unknown	0	0
Probable	0-19	Other	Unknown	0	0
Probable	20-29	Other	Unknown	0	0
Probable	30-39	Other	Unknown	0	0
Probable	40-49	Other	Unknown	0	0
Probable	50-59	Other	Unknown	0	0
Probable	60-69	Other	Unknown	0	0
Probable	70-79	Other	Unknown	0	0
Probable	80+	Other	Unknown	0	0
Probable	Unknown	Other	Unknown	0	0
Probable	0-19	Unknown	Unknown	Suppressed	0
Probable	20-29	Unknown	Unknown	Suppressed	0
Probable	30-39	Unknown	Unknown	Suppressed	0
Probable	40-49	Unknown	Unknown	Suppressed	0
Probable	50-59	Unknown	Unknown	Suppressed	0
Probable	60-69	Unknown	Unknown	Suppressed	0
Probable	70-79	Unknown	Unknown	Suppressed	0
Probable	80+	Unknown	Unknown	Suppressed	0
Probable	Unknown	Unknown	Unknown	91	0
Probable	0-19	White	Unknown	Suppressed	0
Probable	20-29	White	Unknown	0	0
Probable	30-39	White	Unknown	0	0
Probable	40-49	White	Unknown	Suppressed	0
Probable	50-59	White	Unknown	Suppressed	0
Probable	60-69	White	Unknown	0	0
Probable	70-79	White	Unknown	0	0
Probable	80+	White	Unknown	0	0
Probable	Unknown	White	Unknown	0	0

COVID-19 TESTS BY COUNTY 2020-07-09

Updated	COUNTY	TestType	Count	RatePerMillion
2020/07/09 13:49:08	Alcona	Serology	27	2606
2020/07/09 13:49:08	Alcona	Diagnostic	775	74793
2020/07/09 13:49:08	Alcona	Total	802	77398
2020/07/09 13:49:08	Alger	Diagnostic	323	35506
2020/07/09 13:49:08	Alger	Serology	51	5606
2020/07/09 13:49:08	Alger	Total	374	41112
2020/07/09 13:49:08	Allegan	Serology	412	3512
2020/07/09 13:49:08	Allegan	Diagnostic	10239	87269
2020/07/09 13:49:08	Allegan	Total	10651	90780
2020/07/09 13:49:08	Alpena	Diagnostic	1169	41220
2020/07/09 13:49:08	Alpena	Serology	88	3103
2020/07/09 13:49:08	Alpena	Total	1257	44323
2020/07/09 13:49:08	Antrim	Diagnostic	1284	54954
2020/07/09 13:49:08	Antrim	Serology	58	2482
2020/07/09 13:49:08	Antrim	Total	1342	57436
2020/07/09 13:49:08	Arenac	Diagnostic	1447	96204
2020/07/09 13:49:08	Arenac	Serology	62	4122
2020/07/09 13:49:08	Arenac	Total	1509	100326
2020/07/09 13:49:08	Baraga	Diagnostic	462	55529
2020/07/09 13:49:08	Baraga	Serology	13	1562
2020/07/09 13:49:08	Baraga	Total	475	57091
2020/07/09 13:49:08	Barry	Diagnostic	4837	79092
2020/07/09 13:49:08	Barry	Serology	314	5134
2020/07/09 13:49:08	Barry	Total	5151	84226
2020/07/09 13:49:08	Bay	Diagnostic	10287	98987
2020/07/09 13:49:08	Bay	Serology	635	6110
2020/07/09 13:49:08	Bay	Total	10922	105097
2020/07/09 13:49:08	Benzie	Diagnostic	976	54977
2020/07/09 13:49:08	Benzie	Serology	27	1521
2020/07/09 13:49:08	Benzie	Total	1003	56497
2020/07/09 13:49:08	Berrien	Diagnostic	22340	144932
2020/07/09 13:49:08	Berrien	Serology	1241	8051
2020/07/09 13:49:08	Berrien	Total	23581	152983
2020/07/09 13:49:08	Branch	Diagnostic	2583	59213
2020/07/09 13:49:08	Branch	Serology	102	2338
2020/07/09 13:49:08	Branch	Total	2685	61552
2020/07/09 13:49:08	Calhoun	Serology	460	3420
2020/07/09 13:49:08	Calhoun	Diagnostic	15123	112450
2020/07/09 13:49:08	Calhoun	Total	15583	115870
2020/07/09 13:49:08	Cass	Diagnostic	3086	59745
2020/07/09 13:49:08	Cass	Serology	136	2633
2020/07/09 13:49:08	Cass	Total	3222	62378
2020/07/09 13:49:08	Charlevoix	Diagnostic	1816	69197
2020/07/09 13:49:08	Charlevoix	Serology	269	10250
2020/07/09 13:49:08	Charlevoix	Total	2085	79447
2020/07/09 13:49:08	Cheboygan	Diagnostic	1256	49424
2020/07/09 13:49:08	Cheboygan	Serology	122	4801

2020/07/09 13:49:08	Cheboygan	Total	1378	54224
2020/07/09 13:49:08	Chippewa	Serology	58	1546
2020/07/09 13:49:08	Chippewa	Diagnostic	1078	28734
2020/07/09 13:49:08	Chippewa	Total	1136	30280
2020/07/09 13:49:08	Clare	Diagnostic	1850	60149
2020/07/09 13:49:08	Clare	Serology	125	4064
2020/07/09 13:49:08	Clare	Total	1975	64213
2020/07/09 13:49:08	Clinton	Serology	1777	22400
2020/07/09 13:49:08	Clinton	Diagnostic	6928	87329
2020/07/09 13:49:08	Clinton	Total	8705	109729
2020/07/09 13:49:08	Correctional	Serology	7057	
2020/07/09 13:49:08	Correctional	Diagnostic	50817	
2020/07/09 13:49:08	Correctional	Total	57874	
2020/07/09 13:49:08	Crawford	Diagnostic	809	58197
2020/07/09 13:49:08	Crawford	Serology	38	2734
2020/07/09 13:49:08	Crawford	Total	847	60931
2020/07/09 13:49:08	Delta	Diagnostic	2237	62387
2020/07/09 13:49:08	Delta	Serology	144	4016
2020/07/09 13:49:08	Delta	Total	2381	66403
2020/07/09 13:49:08	Detroit City	Serology	8685	13366
2020/07/09 13:49:08	Detroit City	Diagnostic	128492	197740
2020/07/09 13:49:08	Detroit City	Total	137177	211105
2020/07/09 13:49:08	Dickinson	Diagnostic	1079	42509
2020/07/09 13:49:08	Dickinson	Serology	53	2088
2020/07/09 13:49:08	Dickinson	Total	1132	44597
2020/07/09 13:49:08	Eaton	Diagnostic	14511	132127
2020/07/09 13:49:08	Eaton	Serology	2704	24621
2020/07/09 13:49:08	Eaton	Total	17215	156748
2020/07/09 13:49:08	Emmet	Diagnostic	2324	69773
2020/07/09 13:49:08	Emmet	Serology	608	18254
2020/07/09 13:49:08	Emmet	Total	2932	88027
2020/07/09 13:49:08	Genesee	Serology	7216	17734
2020/07/09 13:49:08	Genesee	Diagnostic	33481	82285
2020/07/09 13:49:08	Genesee	Total	40697	100019
2020/07/09 13:49:08	Gladwin	Diagnostic	2069	81659
2020/07/09 13:49:08	Gladwin	Serology	84	3315
2020/07/09 13:49:08	Gladwin	Total	2153	84975
2020/07/09 13:49:08	Gogebic	Diagnostic	1258	83333
2020/07/09 13:49:08	Gogebic	Serology	24	1590
2020/07/09 13:49:08	Gogebic	Total	1282	84923
2020/07/09 13:49:08	Grand Traverse	Serology	230	2485
2020/07/09 13:49:08	Grand Traverse	Diagnostic	6792	73369
2020/07/09 13:49:08	Grand Traverse	Total	7022	75854
2020/07/09 13:49:08	Gratiot	Diagnostic	3687	90815
2020/07/09 13:49:08	Gratiot	Serology	249	6133
2020/07/09 13:49:08	Gratiot	Total	3936	96948
2020/07/09 13:49:08	Hillsdale	Diagnostic	3653	79849
2020/07/09 13:49:08	Hillsdale	Serology	144	3148
2020/07/09 13:49:08	Hillsdale	Total	3797	82996
2020/07/09 13:49:08	Houghton	Serology	54	1491

2020/07/09 13:49:08	Houghton	Diagnostic	1844	50913
2020/07/09 13:49:08	Houghton	Total	1898	52403
2020/07/09 13:49:08	Huron	Diagnostic	2620	84066
2020/07/09 13:49:08	Huron	Serology	141	4524
2020/07/09 13:49:08	Huron	Total	2761	88590
2020/07/09 13:49:08	Ingham	Diagnostic	39778	135884
2020/07/09 13:49:08	Ingham	Serology	8622	29453
2020/07/09 13:49:08	Ingham	Total	48400	165337
2020/07/09 13:49:08	Ionia	Diagnostic	6536	101791
2020/07/09 13:49:08	Ionia	Serology	698	10871
2020/07/09 13:49:08	Ionia	Total	7234	112662
2020/07/09 13:49:08	Iosco	Diagnostic	2830	112834
2020/07/09 13:49:08	Iosco	Serology	55	2193
2020/07/09 13:49:08	Iosco	Total	2885	115027
2020/07/09 13:49:08	Iron	Diagnostic	777	69893
2020/07/09 13:49:08	Iron	Serology	9	810
2020/07/09 13:49:08	Iron	Total	786	70703
2020/07/09 13:49:08	Isabella	Serology	297	4209
2020/07/09 13:49:08	Isabella	Diagnostic	3228	45747
2020/07/09 13:49:08	Isabella	Total	3525	49956
2020/07/09 13:49:08	Jackson	Serology	987	6214
2020/07/09 13:49:08	Jackson	Diagnostic	18841	118629
2020/07/09 13:49:08	Jackson	Total	19828	124843
2020/07/09 13:49:08	Kalamazoo	Diagnostic	23430	88458
2020/07/09 13:49:08	Kalamazoo	Serology	1522	5746
2020/07/09 13:49:08	Kalamazoo	Total	24952	94205
2020/07/09 13:49:08	Kalkaska	Diagnostic	1243	69737
2020/07/09 13:49:08	Kalkaska	Serology	16	898
2020/07/09 13:49:08	Kalkaska	Total	1259	70635
2020/07/09 13:49:08	Kent	Serology	6753	10329
2020/07/09 13:49:08	Kent	Diagnostic	80613	123302
2020/07/09 13:49:08	Kent	Total	87366	133631
2020/07/09 13:49:08	Keweenaw	Diagnostic	127	60104
2020/07/09 13:49:08	Keweenaw	Serology	7	3313
2020/07/09 13:49:08	Keweenaw	Total	134	63417
2020/07/09 13:49:08	Lake	Diagnostic	1386	116657
2020/07/09 13:49:08	Lake	Serology	59	4966
2020/07/09 13:49:08	Lake	Total	1445	121623
2020/07/09 13:49:08	Lapeer	Serology	1047	11894
2020/07/09 13:49:08	Lapeer	Diagnostic	5446	61867
2020/07/09 13:49:08	Lapeer	Total	6493	73761
2020/07/09 13:49:08	Leelanau	Serology	52	2389
2020/07/09 13:49:08	Leelanau	Diagnostic	974	44753
2020/07/09 13:49:08	Leelanau	Total	1026	47142
2020/07/09 13:49:08	Lenawee	Diagnostic	6095	62026
2020/07/09 13:49:08	Lenawee	Serology	486	4946
2020/07/09 13:49:08	Lenawee	Total	6581	66971
2020/07/09 13:49:08	Livingston	Serology	2907	15202
2020/07/09 13:49:08	Livingston	Diagnostic	17890	93555
2020/07/09 13:49:08	Livingston	Total	20797	108757

2020/07/09 13:49:08	Luce	Diagnostic	217	34538
2020/07/09 13:49:08	Luce	Serology	12	1910
2020/07/09 13:49:08	Luce	Total	229	36448
2020/07/09 13:49:08	Mackinac	Serology	33	3059
2020/07/09 13:49:08	Mackinac	Diagnostic	503	46630
2020/07/09 13:49:08	Mackinac	Total	536	49689
2020/07/09 13:49:08	Macomb	Serology	18251	20864
2020/07/09 13:49:08	Macomb	Diagnostic	86414	98786
2020/07/09 13:49:08	Macomb	Total	104665	119650
2020/07/09 13:49:08	Manistee	Diagnostic	1406	57322
2020/07/09 13:49:08	Manistee	Serology	78	3180
2020/07/09 13:49:08	Manistee	Total	1484	60502
2020/07/09 13:49:08	Marquette	Diagnostic	7722	116092
2020/07/09 13:49:08	Marquette	Serology	633	9517
2020/07/09 13:49:08	Marquette	Total	8355	125609
2020/07/09 13:49:08	Mason	Diagnostic	3545	121821
2020/07/09 13:49:08	Mason	Serology	141	4845
2020/07/09 13:49:08	Mason	Total	3686	126667
2020/07/09 13:49:08	Mecosta	Diagnostic	3406	78218
2020/07/09 13:49:08	Mecosta	Serology	172	3950
2020/07/09 13:49:08	Mecosta	Total	3578	82168
2020/07/09 13:49:08	Menominee	Diagnostic	863	37549
2020/07/09 13:49:08	Menominee	Serology	23	1001
2020/07/09 13:49:08	Menominee	Total	886	38550
2020/07/09 13:49:08	Midland	Diagnostic	6221	74764
2020/07/09 13:49:08	Midland	Serology	523	6285
2020/07/09 13:49:08	Midland	Total	6744	81049
2020/07/09 13:49:08	Missaukee	Diagnostic	940	62198
2020/07/09 13:49:08	Missaukee	Serology	45	2978
2020/07/09 13:49:08	Missaukee	Total	985	65176
2020/07/09 13:49:08	Monroe	Diagnostic	10377	68978
2020/07/09 13:49:08	Monroe	Serology	1837	12211
2020/07/09 13:49:08	Monroe	Total	12214	81189
2020/07/09 13:49:08	Montcalm	Serology	502	7848
2020/07/09 13:49:08	Montcalm	Diagnostic	6252	97736
2020/07/09 13:49:08	Montcalm	Total	6754	105584
2020/07/09 13:49:08	Montmorency	Diagnostic	500	53967
2020/07/09 13:49:08	Montmorency	Serology	49	5289
2020/07/09 13:49:08	Montmorency	Total	549	59255
2020/07/09 13:49:08	Muskegon	Diagnostic	23878	137556
2020/07/09 13:49:08	Muskegon	Serology	570	3284
2020/07/09 13:49:08	Muskegon	Total	24448	140839
2020/07/09 13:49:08	Newaygo	Diagnostic	5184	106030
2020/07/09 13:49:08	Newaygo	Serology	296	6054
2020/07/09 13:49:08	Newaygo	Total	5480	112084
2020/07/09 13:49:08	Oakland	Serology	40165	31897
2020/07/09 13:49:08	Oakland	Diagnostic	123100	97760
2020/07/09 13:49:08	Oakland	Total	163265	129658
2020/07/09 13:49:08	Oceana	Diagnostic	4742	178103
2020/07/09 13:49:08	Oceana	Serology	125	4695

2020/07/09 13:49:08	Oceana	Total	4867	182798
2020/07/09 13:49:08	Ogemaw	Diagnostic	1159	55317
2020/07/09 13:49:08	Ogemaw	Serology	40	1909
2020/07/09 13:49:08	Ogemaw	Total	1199	57226
2020/07/09 13:49:08	Ontonagon	Diagnostic	687	118550
2020/07/09 13:49:08	Ontonagon	Serology	7	1208
2020/07/09 13:49:08	Ontonagon	Total	694	119758
2020/07/09 13:49:08	Osceola	Diagnostic	2848	122017
2020/07/09 13:49:08	Osceola	Serology	85	3642
2020/07/09 13:49:08	Osceola	Total	2933	125659
2020/07/09 13:49:08	Oscoda	Diagnostic	387	46762
2020/07/09 13:49:08	Oscoda	Serology	9	1087
2020/07/09 13:49:08	Oscoda	Total	396	47849
2020/07/09 13:49:08	Otsego	Diagnostic	1245	50476
2020/07/09 13:49:08	Otsego	Serology	190	7703
2020/07/09 13:49:08	Otsego	Total	1435	58180
2020/07/09 13:49:08	Ottawa	Diagnostic	34007	117066
2020/07/09 13:49:08	Ottawa	Serology	2057	7081
2020/07/09 13:49:08	Ottawa	Total	36064	124147
2020/07/09 13:49:08	Presque Isle	Diagnostic	598	46946
2020/07/09 13:49:08	Presque Isle	Serology	79	6202
2020/07/09 13:49:08	Presque Isle	Total	677	53148
2020/07/09 13:49:08	Roscommon	Serology	166	6950
2020/07/09 13:49:08	Roscommon	Diagnostic	1332	55770
2020/07/09 13:49:08	Roscommon	Total	1498	62720
2020/07/09 13:49:08	Saginaw	Serology	758	3973
2020/07/09 13:49:08	Saginaw	Diagnostic	24737	129649
2020/07/09 13:49:08	Saginaw	Total	25495	133622
2020/07/09 13:49:08	Sanilac	Diagnostic	2935	71269
2020/07/09 13:49:08	Sanilac	Serology	284	6896
2020/07/09 13:49:08	Sanilac	Total	3219	78165
2020/07/09 13:49:08	Schoolcraft	Serology	27	3347
2020/07/09 13:49:08	Schoolcraft	Diagnostic	498	61725
2020/07/09 13:49:08	Schoolcraft	Total	525	65072
2020/07/09 13:49:08	Shiawassee	Serology	864	12670
2020/07/09 13:49:08	Shiawassee	Diagnostic	4296	62999
2020/07/09 13:49:08	Shiawassee	Total	5160	75669
2020/07/09 13:49:08	St Clair	Diagnostic	11922	74823
2020/07/09 13:49:08	St Clair	Serology	2896	18175
2020/07/09 13:49:08	St Clair	Total	14818	92998
2020/07/09 13:49:08	St Joseph	Diagnostic	5078	83187
2020/07/09 13:49:08	St Joseph	Serology	291	4767
2020/07/09 13:49:08	St Joseph	Total	5369	87954
2020/07/09 13:49:08	Tuscola	Diagnostic	6169	117469
2020/07/09 13:49:08	Tuscola	Serology	340	6474
2020/07/09 13:49:08	Tuscola	Total	6509	123943
2020/07/09 13:49:08	Unknown	Serology	16502	
2020/07/09 13:49:08	Unknown	Diagnostic	109905	
2020/07/09 13:49:08	Unknown	Total	126407	
2020/07/09 13:49:08	Van Buren	Diagnostic	7304	96808

2020/07/09 13:49:08	Van Buren	Serology	297	3936
2020/07/09 13:49:08	Van Buren	Total	7601	100745
2020/07/09 13:49:08	Washtenaw	Diagnostic	43365	116898
2020/07/09 13:49:08	Washtenaw	Serology	5904	15915
2020/07/09 13:49:08	Washtenaw	Total	49269	132814
2020/07/09 13:49:08	Wayne	Serology	26294	23821
2020/07/09 13:49:08	Wayne	Diagnostic	142789	129360
2020/07/09 13:49:08	Wayne	Total	169083	153181
2020/07/09 13:49:08	Wexford	Diagnostic	2705	80828
2020/07/09 13:49:08	Wexford	Serology	79	2361
2020/07/09 13:49:08	Wexford	Total	2784	83189

DIAGNOSTICS TESTS BY RESULT AND COUNTY 2020-07-09

MessageDate	COUNTY	Negative	Positive	Total
7/8/2020	Alcona	9	0	9
7/8/2020	Alger	3	0	3
7/8/2020	Allegan	218	4	222
7/8/2020	Alpena	10	0	10
7/8/2020	Antrim	18	1	19
7/8/2020	Arenac	27	0	27
7/8/2020	Baraga	23	0	23
7/8/2020	Barry	261	6	267
7/8/2020	Bay	210	5	215
7/8/2020	Benzie	34	0	34
7/8/2020	Berrien	650	15	665
7/8/2020	Branch	37	2	39
7/8/2020	Calhoun	464	8	472
7/8/2020	Cass	88	1	89
7/8/2020	Charlevoix	24	0	24
7/8/2020	Cheboygan	15	0	15
7/8/2020	Chippewa	49	2	51
7/8/2020	Clare	27	0	27
7/8/2020	Clinton	226	7	233
7/8/2020	Correction	92	1	93
7/8/2020	Crawford	9	0	9
7/8/2020	Delta	63	0	63
7/8/2020	Detroit Cit	1033	76	1109
7/8/2020	Dickinson	9	0	9
7/8/2020	Eaton	404	10	414
7/8/2020	Emmet	38	0	38
7/8/2020	Genesee	739	16	755
7/8/2020	Gladwin	99	0	99
7/8/2020	Gogebic	9	0	9
7/8/2020	Grand Tra	163	4	167
7/8/2020	Gratiot	67	4	71
7/8/2020	Hillsdale	62	1	63
7/8/2020	Houghton	41	0	41
7/8/2020	Huron	28	1	29
7/8/2020	Ingham	928	36	964
7/8/2020	Ionia	188	1	189
7/8/2020	Iosco	25	2	27
7/8/2020	Iron	9	0	9
7/8/2020	Isabella	99	4	103
7/8/2020	Jackson	331	3	334
7/8/2020	Kalamazoc	725	14	739
7/8/2020	Kalkaska	24	0	24
7/8/2020	Kent	1953	92	2045
7/8/2020	Keweenaw	2	0	2
7/8/2020	Lake	46	1	47
7/8/2020	Lapeer	95	2	97
7/8/2020	Leelanau	21	2	23

7/8/2020	Lenawee	256	9	265
7/8/2020	Livingston	297	0	297
7/8/2020	Luce	2	0	2
7/8/2020	Mackinac	8	1	9
7/8/2020	Macomb	901	55	956
7/8/2020	Manistee	10	0	10
7/8/2020	Marquette	129	0	129
7/8/2020	Mason	125	1	126
7/8/2020	Mecosta	67	0	67
7/8/2020	Menominee	11	0	11
7/8/2020	Midland	83	1	84
7/8/2020	Missaukee	8	0	8
7/8/2020	Monroe	226	4	230
7/8/2020	Montcalm	178	3	181
7/8/2020	Montmorency	6	0	6
7/8/2020	Muskegon	646	35	681
7/8/2020	Newaygo	107	5	112
7/8/2020	Oakland	1805	67	1872
7/8/2020	Oceana	114	12	126
7/8/2020	Ogemaw	13	0	13
7/8/2020	Ontonagon	14	0	14
7/8/2020	Osceola	43	1	44
7/8/2020	Oscoda	21	1	22
7/8/2020	Otsego	7	0	7
7/8/2020	Ottawa	751	27	778
7/8/2020	Presque Isle	5	0	5
7/8/2020	Roscommon	33	0	33
7/8/2020	Saginaw	495	27	522
7/8/2020	Sanilac	52	1	53
7/8/2020	Schoolcraft	3	0	3
7/8/2020	Shiawasse	275	3	278
7/8/2020	St Clair	116	1	117
7/8/2020	St Joseph	101	4	105
7/8/2020	Tuscola	109	5	114
7/8/2020	Unknown	2920	111	3031
7/8/2020	Van Buren	194	3	197
7/8/2020	Washtena	882	28	910
7/8/2020	Wayne	1977	114	2091
7/8/2020	Wexford	28	2	30