



Western Michigan University  
ScholarWorks at WMU

---

Cumulative Michigan COVID-19 Data

Michigan COVID-19 State Data

---

7-11-2020

## 2020-07-11\_MichiganOverview\_COVIDstats

Michigan Department of Health & Human Services

Follow this and additional works at: <https://scholarworks.wmich.edu/michigan-covid-data-state-cumulative>



Part of the Public Health Commons

---

### WMU ScholarWorks Citation

Michigan Department of Health & Human Services, "2020-07-11\_MichiganOverview\_COVIDstats" (2020).  
*Cumulative Michigan COVID-19 Data*. 134.

<https://scholarworks.wmich.edu/michigan-covid-data-state-cumulative/134>

This Website is brought to you for free and open access  
by the Michigan COVID-19 State Data at ScholarWorks at  
WMU. It has been accepted for inclusion in Cumulative  
Michigan COVID-19 Data by an authorized administrator  
of ScholarWorks at WMU. For more information, please  
contact [wmu-scholarworks@wmich.edu](mailto:wmu-scholarworks@wmich.edu).



# Coronavirus

CORONAVIRUS / MICHIGAN DATA

## Michigan Data



### DATA ABOUT PLACES

### LONG TERM CARE FACILITIES

### CORONAVIRUS SYMPTOMS

### CUMULATIVE RECOVERED

**Note on deaths (07/11/20):** Regular reviews of death certificate data maintained in Vital Records reporting systems are conducted by MDHHS staff three times per week. As a part of this process, records that identify COVID-19 infection as a contributing factor to death are compared against all laboratory confirmed cases of COVID-19 in the Michigan Disease Surveillance System (MDSS). If a death certificate is matched to a confirmed COVID-19 case and that record in the MDSS does not indicate the individual died, the MDSS record is updated to indicate the death and the appropriate local health department is notified. These matched deaths are then included with mortality information posted to the Michigan Coronavirus website. As a result of the most recent assessment, today's data includes **22** additional deaths identified by this methodology.

CURRENT STATUS

DAILY CASES

CUMULATIVE TRENDS

DEMOGRAPHICS

TOTAL TESTING

DIAGNOSTIC TESTING

LEARN MORE

View Cases

View Deaths

View Table

COVID-19 Cases by County

Confirmed cases include individuals with a positive diagnostic test for COVID-19. Probable cases include individuals with COVID-19 symptoms and an epidemiologic link to confirmed COVID-19, but no diagnostic test.

Cases by County

Select Preparedness Region:

All

Select County:

All

This report is provisional and subject to change. City of Detroit and Wayne County are reported separately. MDHHS began tracking probable cases April 5, 2020. FCI indicates federal correctional institute. MDOC indicates Michigan Department of Corrections. Diagnostic tests, including nucleic acid amplification/real-time polymerase chain reaction (NAAT/RT-PCR) and rapid virus antigen detection point of care (POC) tests, look for current infection. Serology (antibody) tests are used to look for the possibility of previous infection.

Source: Michigan Disease Surveillance System (MDSS) and Vital Records.

1-13

14-90

91-658

659-12641

12642+

Michigan

Saturday, July 11, 2020

Michigan (Statewide) Case Fatality Rate

8.8%

Current Totals

Case Status	Cases	Deaths
Confirmed	68,948	6,067
Probable	7,422	246
Total	76,370	6,313

Laboratory Testing

Test Type	Tests Performed
Diagnostic	1,292,951
Serology	182,310
Total	1,475,261

Microsoft Power BI

< 1 of 7 >

Q

X

Cases by Hispanic/Latino Ethnicity

Hispanic/Latino Ethnicity	Percentage of Overall Cases by Ethnicity	Percentage of Deceased Cases by Ethnicity
Hispanic/Latino	8%	2%
Non-Hispanic Latino	65%	83%
Unknown	27%	15%

Totals may not add to 100% due to rounding

https://www.michigan.gov/coronavirus/0,9753,7-406-98163\_98173---,00.html

2/3

**Cases by Arab Ethnicity**

<b>Arab Ethnicity</b>	<b>Percentage of Overall Cases by Ethnicity</b>	<b>Percentage of Deceased Cases by Ethnicity</b>
Arab	2%	1%
Non-Arab	42%	44%
Unknown	56%	55%

***Totals may not add to 100% due to rounding***

**PUBLIC USE DATASETS 7/11/2020**

(Downloadable .xlsx files)

**Cases and Deaths by County**

**Cases by County by Date**

**Cases by Demographics Statewide**

**COVID-19 Tests by County**

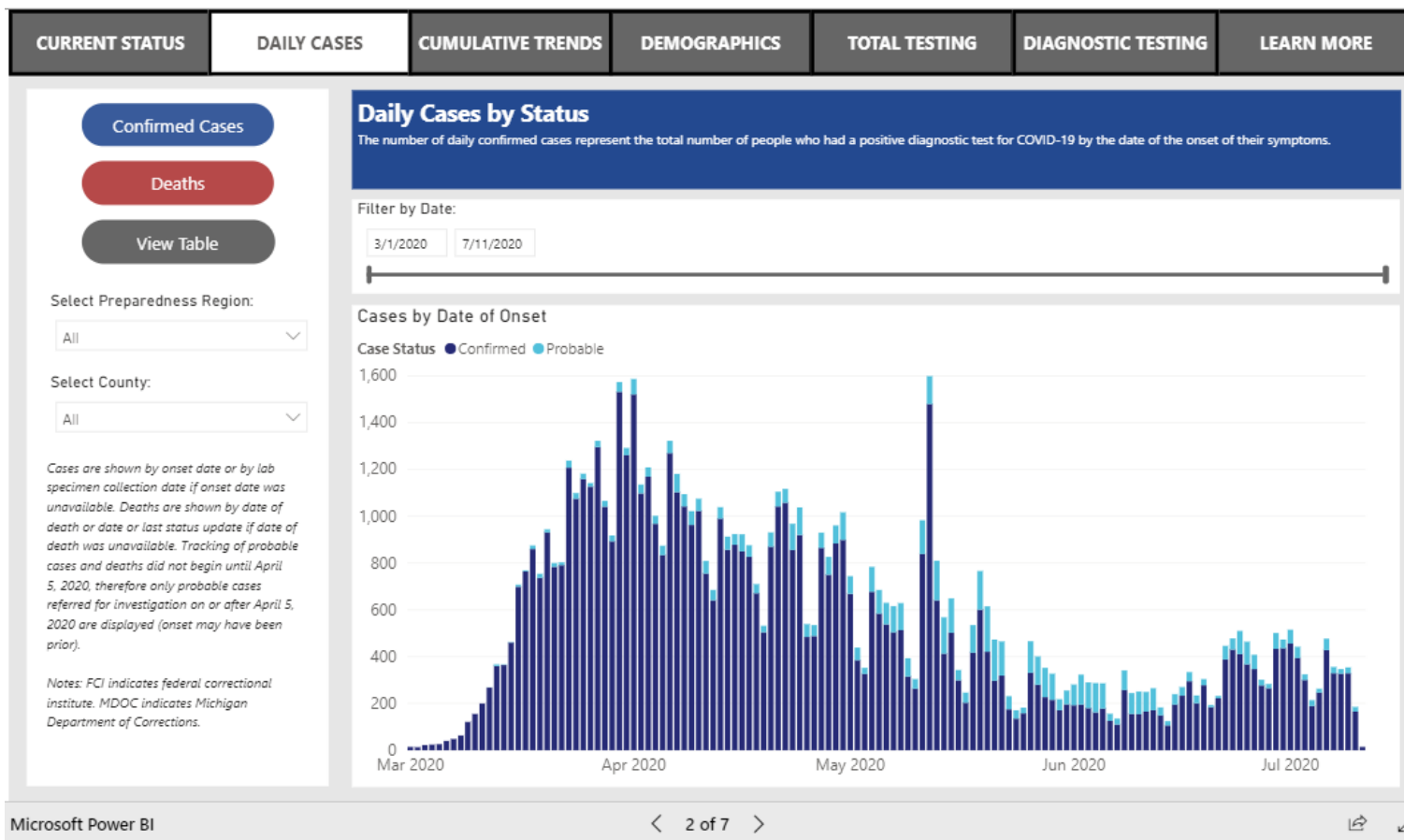
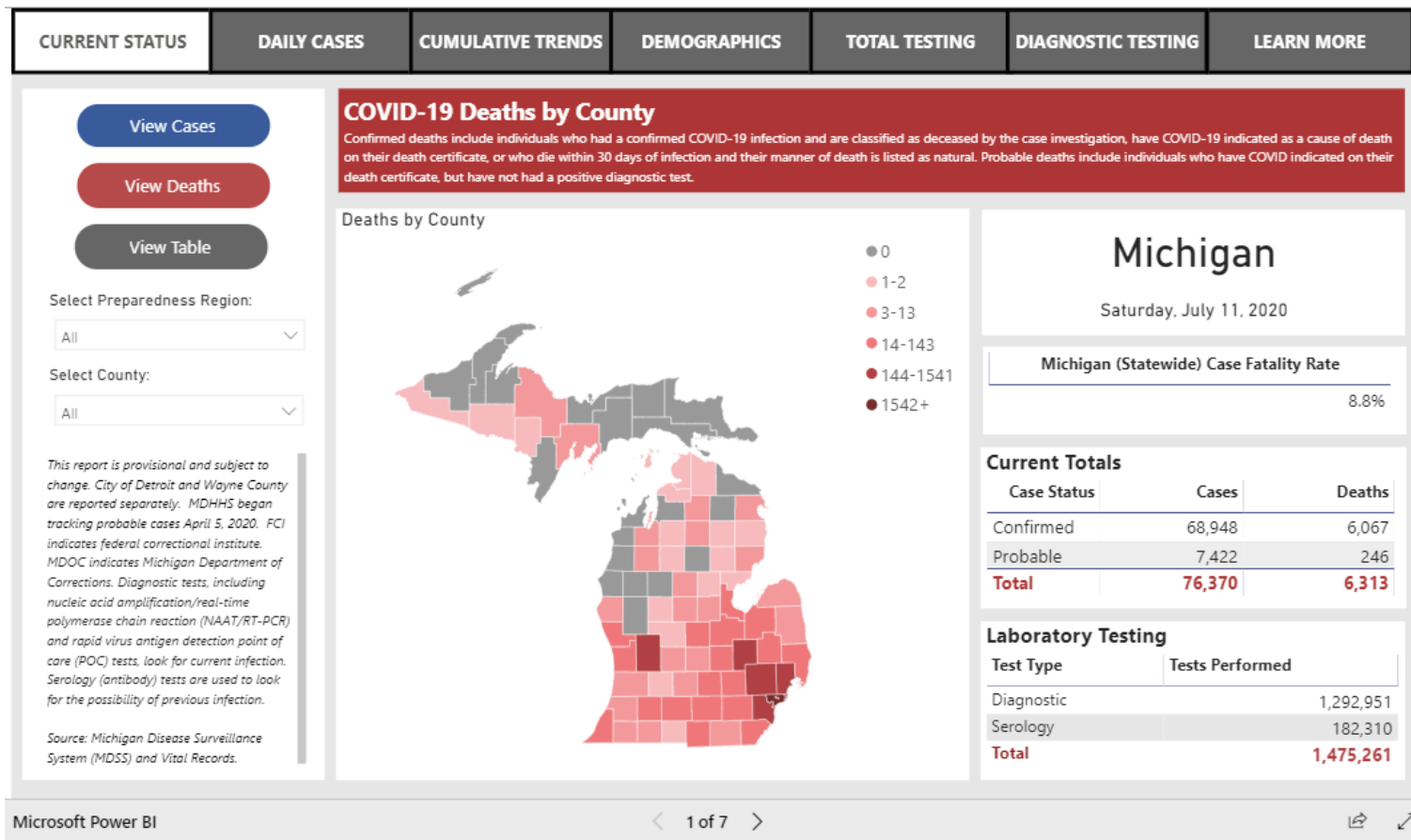
**Diagnostic Tests by Result and County**

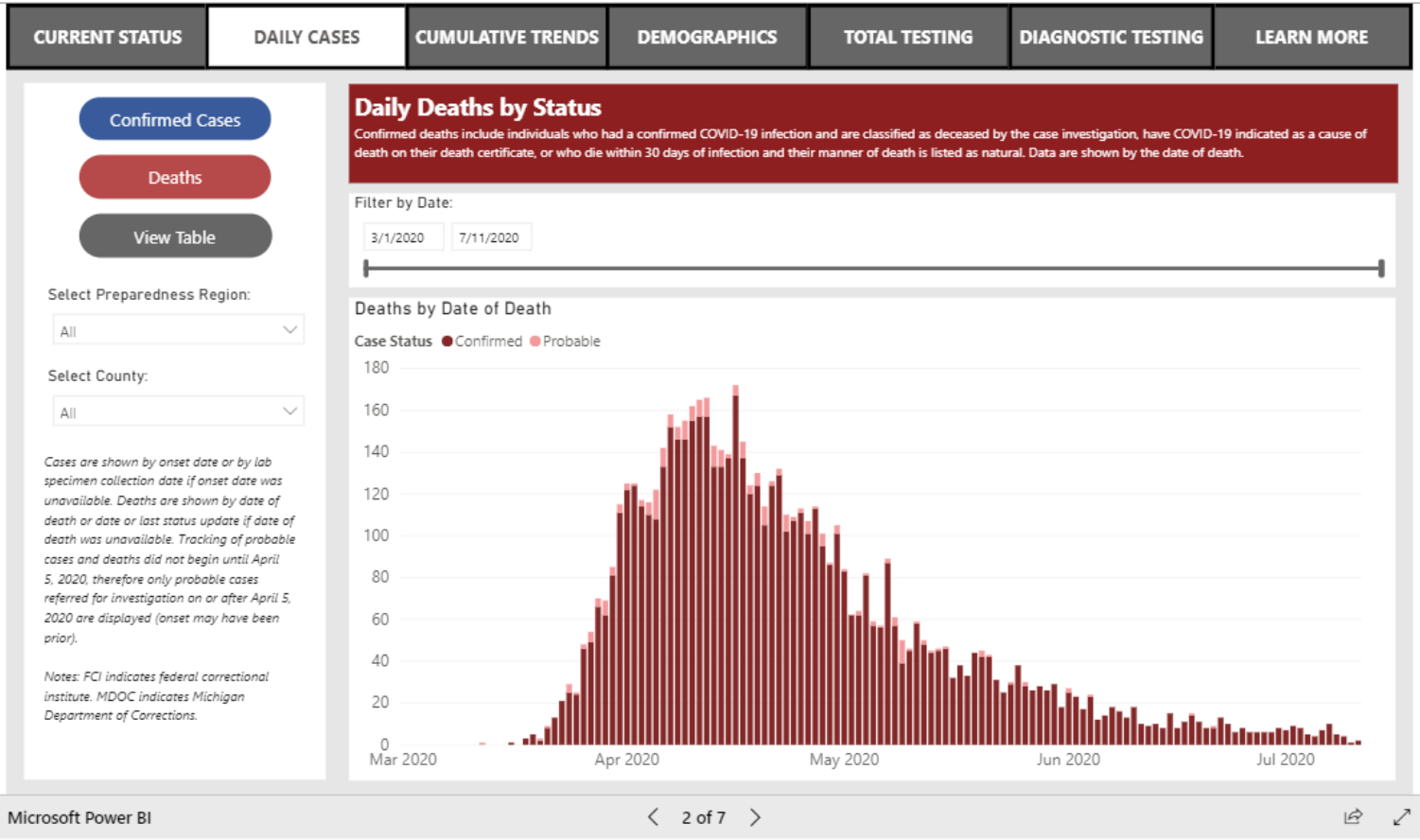


**MICHIGAN.GOV HOME**  
**ADA**  
**MICHIGAN NEWS**  
**POLICIES**

**COPYRIGHT 2020 STATE OF MICHIGAN**

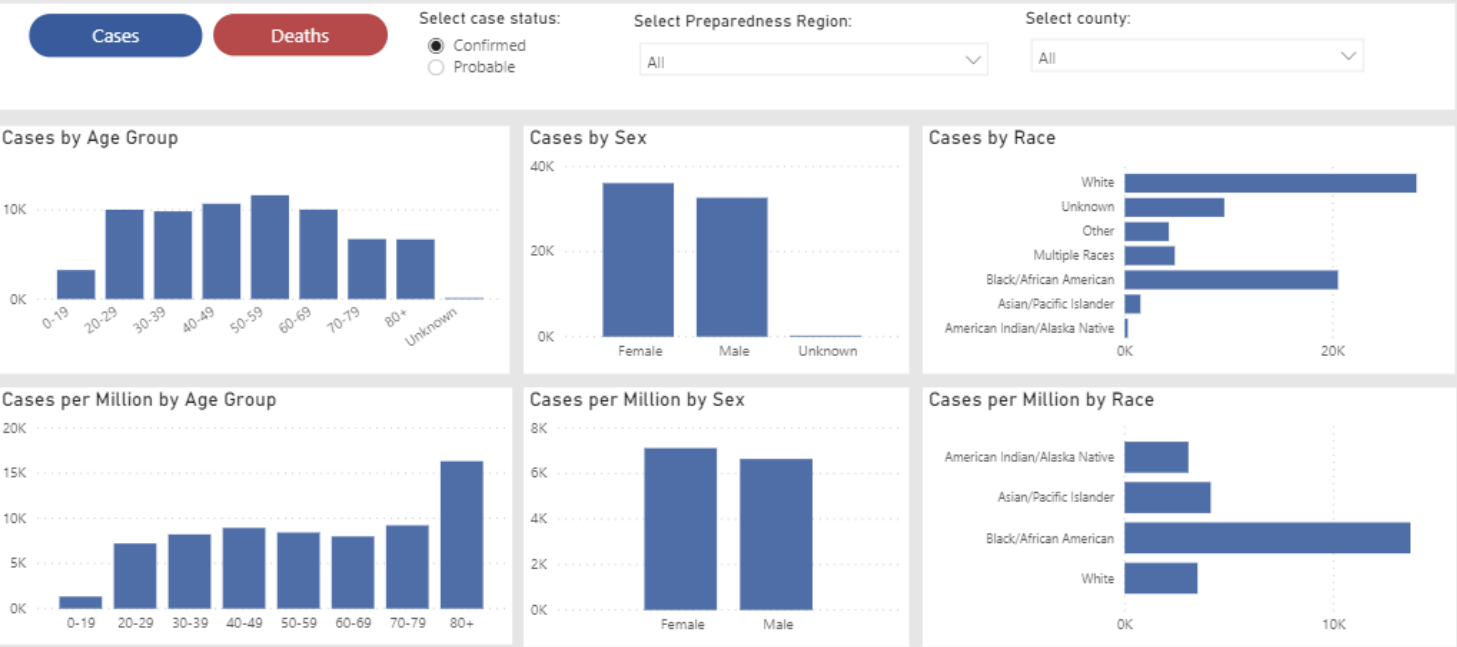






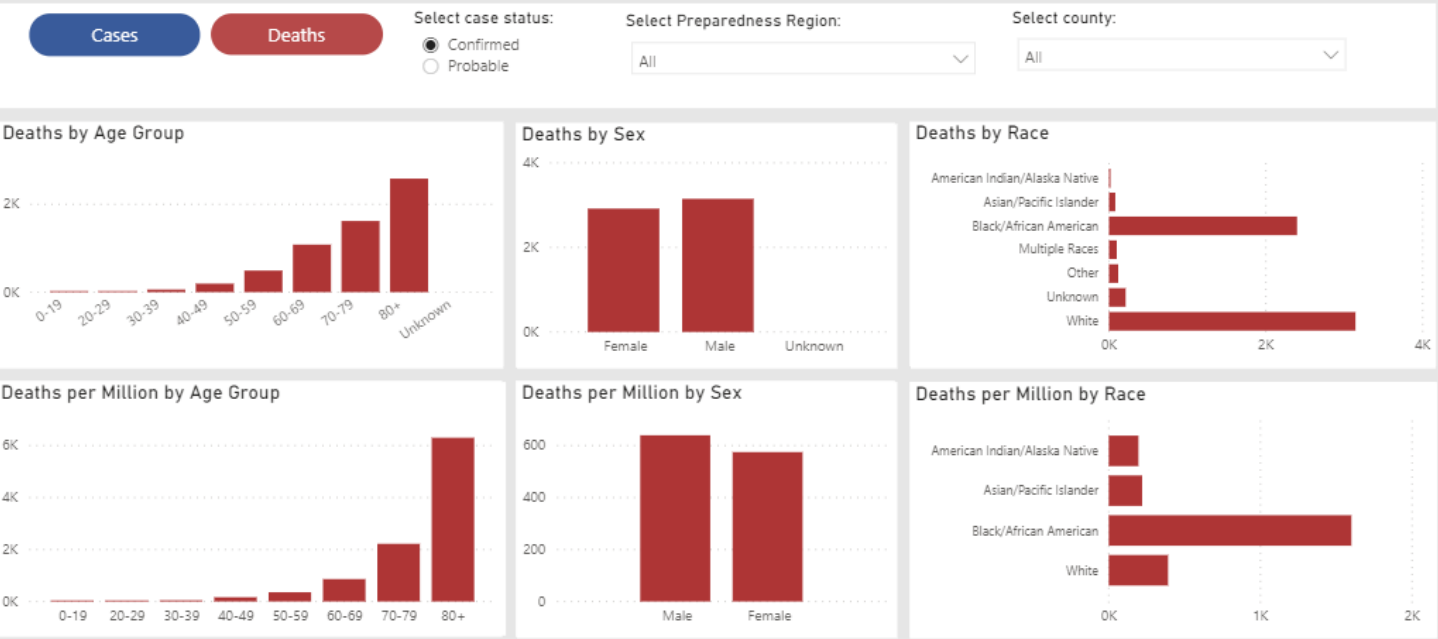
Cases by Demographic Characteristics

Data are suppressed when the number of cases is five or below to protect the confidentiality of individuals. The sum of the cases for individual categories may be fewer than the total number of cases due to data suppression. Rates are not calculated for multiple races, other, and unknown race categories due to the unavailability of an appropriate denominator.



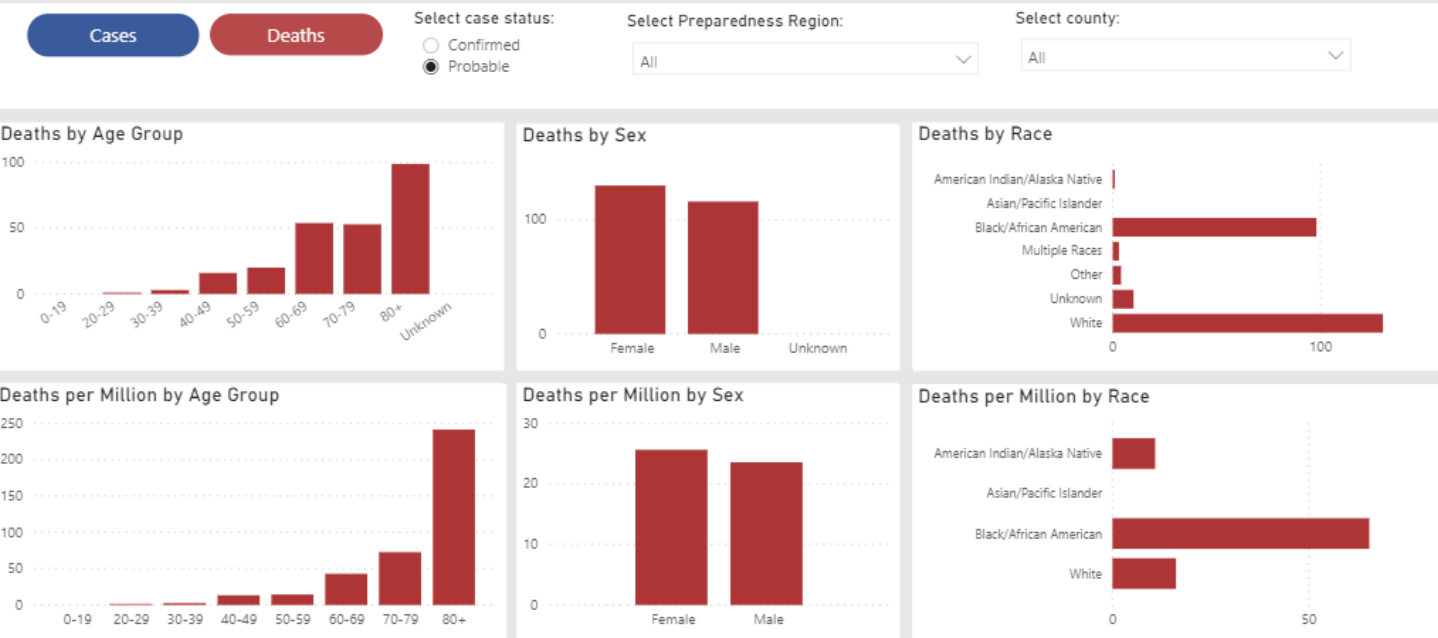
Deaths by Demographic Characteristics

Data are suppressed when the number of deaths is five or below to protect the confidentiality of individuals. The sum of the deaths for individual categories may be fewer than the total number of deaths due to data suppression. Rates are not calculated for multiple races, other, and unknown race categories due to the unavailability of an appropriate denominator.

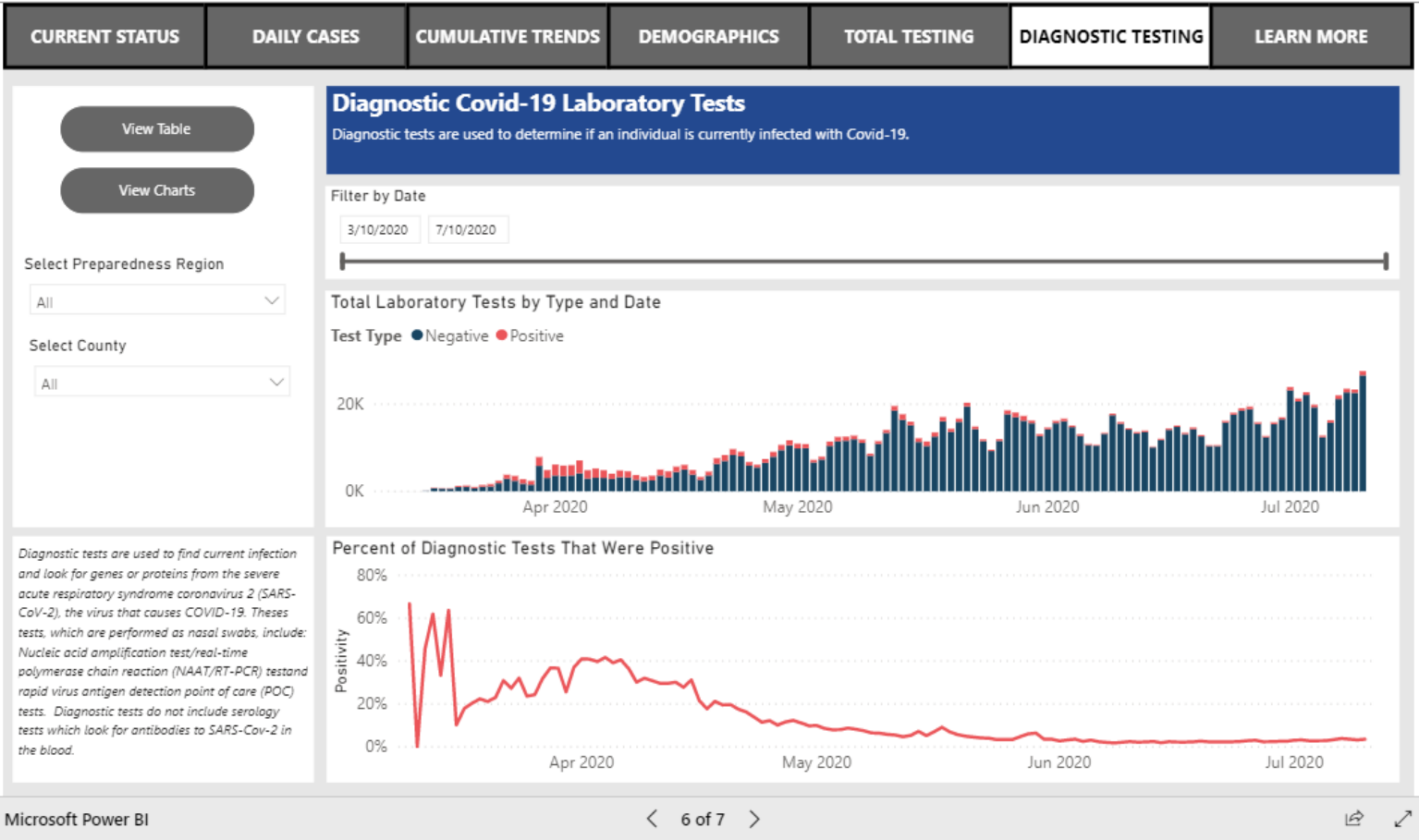
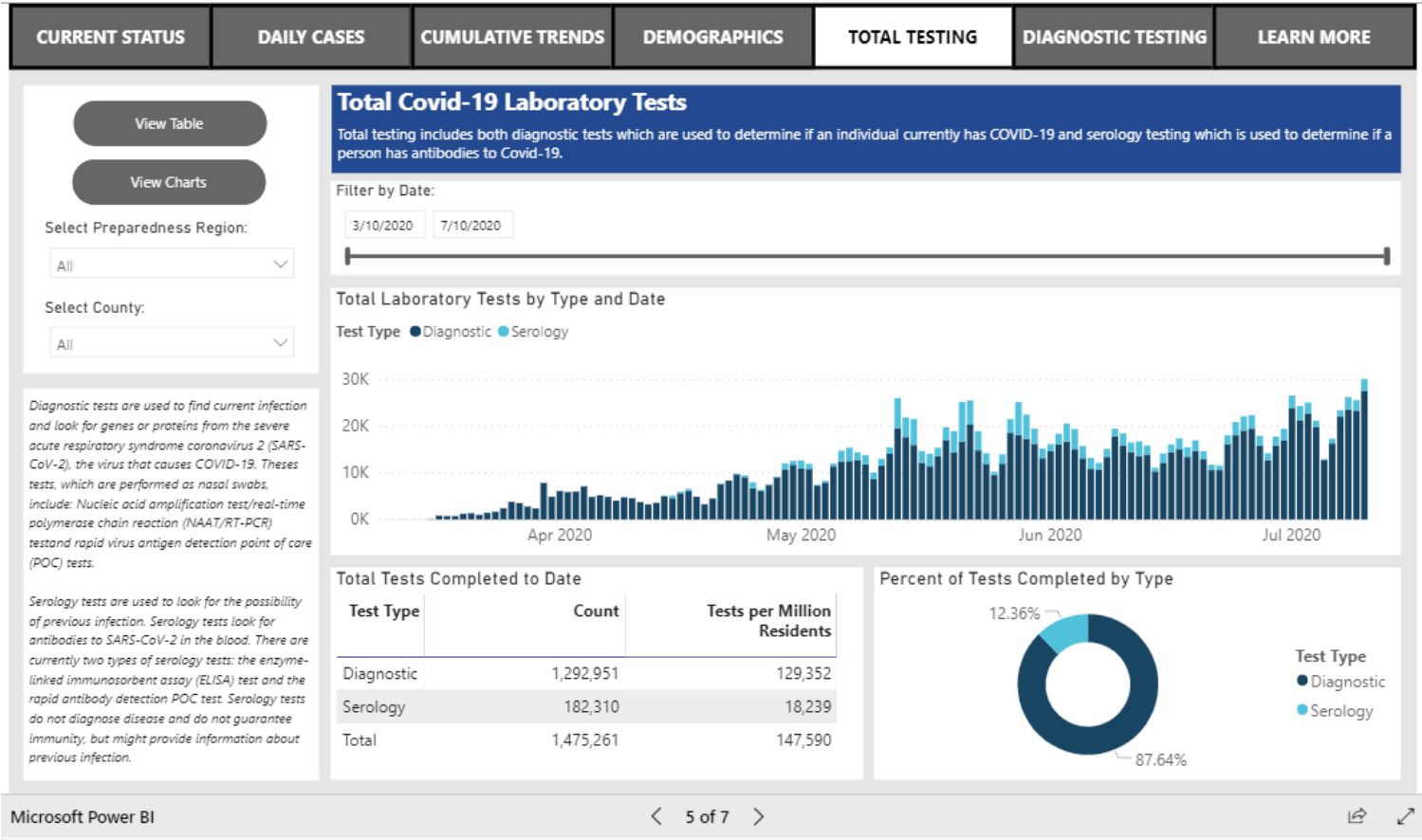


Deaths by Demographic Characteristics

Data are suppressed when the number of deaths is five or below to protect the confidentiality of individuals. The sum of the deaths for individual categories may be fewer than the total number of deaths due to data suppression. Rates are not calculated for multiple races, other, and unknown race categories due to the unavailability of an appropriate denominator.







CURRENT STATUS	DAILY CASES	CUMULATIVE TRENDS	DEMOGRAPHICS	TOTAL TESTING	DIAGNOSTIC TESTING	LEARN MORE
----------------	-------------	-------------------	--------------	---------------	--------------------	------------

#### Where does the data come from?

The State of Michigan COVID-19 Dashboard displays the most recent provisional data reported to the Michigan Department of Health and Humans Services (MDHHS) about cases in Michigan by selected demographics and county of residence (City of Detroit and Wayne County are reported separately). Data are reported to MDHHS via the [Michigan Disease Surveillance System \(MDSS\)](#). Provisional Death data are provided by the MDHHS Division for [Vital Records & Health Statistics](#).

#### How does MDHHS classify confirmed and probable cases?

Confirmed cases only include individuals who have had a positive diagnostic laboratory test for COVID-19. Probable cases include individuals who have symptoms consistent with COVID-19 and an epidemiologic link to a confirmed case or a positive serology (antibody) test, but do not have a positive diagnostic laboratory test for COVID-19 and individuals with a positive serology (antibody) test for COVID-19 and an epidemiologic link to a confirmed case.

#### How does MDHHS classify confirmed and probable deaths?

Confirmed deaths include individuals who meet one or more of the following conditions: 1) Have been identified as a confirmed case and classified as deceased as a result of a case investigation in the Michigan Disease Surveillance System (MDSS). MDSS is the database used by state and local health department to monitor reportable diseases like COVID-19; 2) have been identified as a confirmed case in MDSS had have a death certificate with COVID-19 listed as a cause of death; 3) have been identified as a confirmed case in MDSS and die within 30 days of onset of COVID-19 infection and have a death certificate which classifies their manner death as 'natural'. Probable deaths include individuals who have COVID indicated as a cause of death on their death certificate but have not had a positive diagnostic laboratory test.

#### Why do the number of probable cases fluctuate?

The number of probable cases can change daily based on the investigation efforts of the health department. When a probable case is first reported, local and/or state health department staff investigate to determine if the person meets the case definition of probable. As additional information is gathered, the case could be re-classified to confirmed, remain as probable, or be determined as not a case.

#### Why do data in the demographics tab not sum to the total number of cases for a county or region?

Data are not shown whenever the number of cases for a particular demographic category is fewer than six to protect the confidentiality of individuals. Rates are not calculated for other, multiple, and unknown race because an appropriate population denominator is not available for these categories at the county level.

#### Where can I get more information about COVID-19?

Visit <https://www.michigan.gov/coronavirus> to find information on resources and assistance, answers to frequently asked questions, and the latest updates on Michigan's response to COVID-19. For COVID-19 updates from CDC visit <https://www.cdc.gov/coronavirus/2019-ncov>.

Microsoft Power BI

< 7 of 7 >



## Cumulative Total of Recovered COVID-19 Cases

**Cumulative Total of Recovered COVID-19 Cases (as of 07/10/2020): 53,867**

Note on recovery: During this response, MDHHS is reviewing vital records statistics to identify any laboratory confirmed COVID-19 cases who are 30 days out from their onset of illness to represent recovery status. As the pandemic continues to impact Michigan, this pool will expand to include more cases. Recovered is defined as the number of persons with a confirmed COVID-19 diagnosis who are alive 30 days post-onset (or referral date if onset is not available). The number of persons recovered on July 10, 2020 represents COVID-19 confirmed individuals with an onset date on or prior to June 10, 2020. If an individual dies from a COVID-related cause >30 days from onset/referral, they are removed from the number of persons recovered. These numbers will be updated every Saturday.

**Source:** Michigan Disease Surveillance System and Vital Records

# **CASES AND DEATHS BY COUNTY 2020-07-11**

Updated	COUNTY	ConfirmedCases	ConfirmedDeaths	ProbableCases	ProbableDeaths
2020/07/11 14:23:29	Alcona	20	1	4	0
2020/07/11 14:23:29	Alger	3	0	1	0
2020/07/11 14:23:29	Allegan	329	7	42	0
2020/07/11 14:23:29	Alpena	111	12	12	0
2020/07/11 14:23:29	Antrim	23	0	1	0
2020/07/11 14:23:29	Arenac	34	2	4	0
2020/07/11 14:23:29	Baraga	5	0		
2020/07/11 14:23:29	Barry	109	2	22	0
2020/07/11 14:23:29	Bay	384	31	43	0
2020/07/11 14:23:29	Benzie	12	0	2	0
2020/07/11 14:23:29	Berrien	834	60	166	0
2020/07/11 14:23:29	Branch	250	2	17	0
2020/07/11 14:23:29	Calhoun	540	38	67	1
2020/07/11 14:23:29	Cass	169	6	17	0
2020/07/11 14:23:29	Charlevoix	27	2	4	0
2020/07/11 14:23:29	Cheboygan	23	2	5	0
2020/07/11 14:23:29	Chippewa	17	0	1	0
2020/07/11 14:23:29	Clare	31	3	1	0
2020/07/11 14:23:29	Clinton	239	12	51	0
2020/07/11 14:23:29	Crawford	77	5	5	0
2020/07/11 14:23:29	Delta	26	3	4	0
2020/07/11 14:23:29	Dickinson	16	2	1	0
2020/07/11 14:23:29	Eaton	287	7	70	0
2020/07/11 14:23:29	Emmet	34	2	5	0
2020/07/11 14:23:29	Genesee	2308	266	583	25
2020/07/11 14:23:29	Gladwin	27	1		
2020/07/11 14:23:29	Gogebic	12	1		
2020/07/11 14:23:29	Grand Traverse	89	5	2	0
2020/07/11 14:23:29	Gratiot	95	14	10	0
2020/07/11 14:23:29	Hillsdale	192	25	13	0
2020/07/11 14:23:29	Houghton	25	0	2	0
2020/07/11 14:23:29	Huron	66	3	10	0
2020/07/11 14:23:29	Ingham	1122	30	41	0
2020/07/11 14:23:29	Ionia	184	5	24	0
2020/07/11 14:23:29	Iosco	104	10	17	1
2020/07/11 14:23:29	Iron	7	1		
2020/07/11 14:23:29	Isabella	134	8	24	0
2020/07/11 14:23:29	Jackson	523	31	24	1
2020/07/11 14:23:29	Kalamazoo	1135	69	81	1
2020/07/11 14:23:29	Kalkaska	29	2	13	0
2020/07/11 14:23:29	Kent	5299	141	486	3
2020/07/11 14:23:29	Keweenaw	1	0		
2020/07/11 14:23:29	Lake	11	0	1	0
2020/07/11 14:23:29	Lapeer	266	30	52	1
2020/07/11 14:23:29	Leelanau	38	0	2	0
2020/07/11 14:23:29	Lenawee	239	11	36	0
2020/07/11 14:23:29	Livingston	488	27	124	1

2020/07/11 14:23:29 Luce	3	0		
2020/07/11 14:23:29 Mackinac	9	0		
2020/07/11 14:23:29 Macomb	7536	891	248	37
2020/07/11 14:23:29 Manistee	25	0	3	0
2020/07/11 14:23:29 Marquette	85	11	2	0
2020/07/11 14:23:29 Mason	67	0	7	0
2020/07/11 14:23:29 Mecosta	34	2	3	0
2020/07/11 14:23:29 Menominee	40	0	1	0
2020/07/11 14:23:29 Midland	138	9	44	0
2020/07/11 14:23:29 Missaukee	25	1	11	0
2020/07/11 14:23:29 Monroe	567	20	92	1
2020/07/11 14:23:29 Montcalm	117	1	8	0
2020/07/11 14:23:29 Montmorency	7	0		
2020/07/11 14:23:29 Muskegon	894	54	20	0
2020/07/11 14:23:29 Newaygo	187	0	7	0
2020/07/11 14:23:29 Oakland	9479	1066	3163	42
2020/07/11 14:23:29 Oceana	381	5	16	0
2020/07/11 14:23:29 Ogemaw	33	2	13	0
2020/07/11 14:23:29 Ontonagon	1	0		
2020/07/11 14:23:29 Osceola	40	0	5	0
2020/07/11 14:23:29 Oscoda	17	1	6	0
2020/07/11 14:23:29 Otsego	107	10	18	0
2020/07/11 14:23:29 Ottawa	1194	47	80	5
2020/07/11 14:23:29 Presque Isle	13	0		
2020/07/11 14:23:29 Roscommon	27	0	4	0
2020/07/11 14:23:29 Saginaw	1325	121	67	3
2020/07/11 14:23:29 Sanilac	53	5	4	1
2020/07/11 14:23:29 Schoolcraft	7	0		
2020/07/11 14:23:29 Shiawassee	259	27	25	1
2020/07/11 14:23:29 St Clair	517	52	89	1
2020/07/11 14:23:29 St Joseph	341	5	40	0
2020/07/11 14:23:29 Tuscola	237	27	9	0
2020/07/11 14:23:29 Van Buren	242	8	28	1
2020/07/11 14:23:29 Washtenaw	1674	108	235	0
2020/07/11 14:23:29 Wayne	10934	1180	452	36
2020/07/11 14:23:29 Wexford	43	4	10	0
2020/07/11 14:23:29 MDOC	4109	68	2	0
2020/07/11 14:23:29 FCI	182	5	4	0
2020/07/11 14:23:29 Out-of-State	58	0	1	0
2020/07/11 14:23:29 Unknown	49	0	1	0
2020/07/11 14:23:29 Detroit City	11898	1458	614	84

# **CASES BY DEMOGRAPHICS STATEWIDE 2020-07-11**

CASE_STATUS	AgeCat	RaceCat	SEX	Cases	Deaths
Confirmed	0-19	American Indian/Alaska Native	Female	11	0
Confirmed	20-29	American Indian/Alaska Native	Female	27	0
Confirmed	30-39	American Indian/Alaska Native	Female	14	0
Confirmed	40-49	American Indian/Alaska Native	Female	28	0
Confirmed	50-59	American Indian/Alaska Native	Female	35	0
Confirmed	60-69	American Indian/Alaska Native	Female	17	Suppressed
Confirmed	70-79	American Indian/Alaska Native	Female	12	Suppressed
Confirmed	80+	American Indian/Alaska Native	Female	Suppressed	Suppressed
Confirmed	Unknown	American Indian/Alaska Native	Female	0	0
Confirmed	0-19	Asian/Pacific Islander	Female	41	0
Confirmed	20-29	Asian/Pacific Islander	Female	110	0
Confirmed	30-39	Asian/Pacific Islander	Female	160	0
Confirmed	40-49	Asian/Pacific Islander	Female	156	0
Confirmed	50-59	Asian/Pacific Islander	Female	134	Suppressed
Confirmed	60-69	Asian/Pacific Islander	Female	88	Suppressed
Confirmed	70-79	Asian/Pacific Islander	Female	40	10
Confirmed	80+	Asian/Pacific Islander	Female	49	22
Confirmed	Unknown	Asian/Pacific Islander	Female	0	0
Confirmed	0-19	Black/African American	Female	368	Suppressed
Confirmed	20-29	Black/African American	Female	1497	Suppressed
Confirmed	30-39	Black/African American	Female	1627	9
Confirmed	40-49	Black/African American	Female	1796	50
Confirmed	50-59	Black/African American	Female	1800	103
Confirmed	60-69	Black/African American	Female	1700	218
Confirmed	70-79	Black/African American	Female	1171	299
Confirmed	80+	Black/African American	Female	960	403
Confirmed	Unknown	Black/African American	Female	0	0
Confirmed	0-19	Multiple Races	Female	110	0
Confirmed	20-29	Multiple Races	Female	448	Suppressed
Confirmed	30-39	Multiple Races	Female	432	0
Confirmed	40-49	Multiple Races	Female	537	Suppressed
Confirmed	50-59	Multiple Races	Female	570	Suppressed
Confirmed	60-69	Multiple Races	Female	344	Suppressed
Confirmed	70-79	Multiple Races	Female	152	11
Confirmed	80+	Multiple Races	Female	169	21
Confirmed	Unknown	Multiple Races	Female	Suppressed	0
Confirmed	0-19	Other	Female	246	0
Confirmed	20-29	Other	Female	447	0
Confirmed	30-39	Other	Female	386	Suppressed
Confirmed	40-49	Other	Female	376	Suppressed
Confirmed	50-59	Other	Female	254	Suppressed
Confirmed	60-69	Other	Female	167	13
Confirmed	70-79	Other	Female	90	14
Confirmed	80+	Other	Female	90	19
Confirmed	Unknown	Other	Female	0	0
Confirmed	0-19	Unknown	Female	242	0
Confirmed	20-29	Unknown	Female	684	Suppressed

Confirmed	30-39	Unknown	Female	658	0
Confirmed	40-49	Unknown	Female	811	Suppressed
Confirmed	50-59	Unknown	Female	818	Suppressed
Confirmed	60-69	Unknown	Female	664	17
Confirmed	70-79	Unknown	Female	406	28
Confirmed	80+	Unknown	Female	453	47
Confirmed	Unknown	Unknown	Female	Suppressed	0
Confirmed	0-19	White	Female	606	0
Confirmed	20-29	White	Female	2312	Suppressed
Confirmed	30-39	White	Female	1798	8
Confirmed	40-49	White	Female	1830	18
Confirmed	50-59	White	Female	2201	62
Confirmed	60-69	White	Female	1830	153
Confirmed	70-79	White	Female	1487	345
Confirmed	80+	White	Female	2624	995
Confirmed	Unknown	White	Female	Suppressed	0
Confirmed	0-19	American Indian/Alaska Native	Male	Suppressed	0
Confirmed	20-29	American Indian/Alaska Native	Male	14	0
Confirmed	30-39	American Indian/Alaska Native	Male	22	0
Confirmed	40-49	American Indian/Alaska Native	Male	27	0
Confirmed	50-59	American Indian/Alaska Native	Male	26	Suppressed
Confirmed	60-69	American Indian/Alaska Native	Male	22	Suppressed
Confirmed	70-79	American Indian/Alaska Native	Male	14	6
Confirmed	80+	American Indian/Alaska Native	Male	Suppressed	Suppressed
Confirmed	Unknown	American Indian/Alaska Native	Male	0	0
Confirmed	0-19	Asian/Pacific Islander	Male	41	0
Confirmed	20-29	Asian/Pacific Islander	Male	127	0
Confirmed	30-39	Asian/Pacific Islander	Male	147	0
Confirmed	40-49	Asian/Pacific Islander	Male	136	Suppressed
Confirmed	50-59	Asian/Pacific Islander	Male	116	Suppressed
Confirmed	60-69	Asian/Pacific Islander	Male	82	11
Confirmed	70-79	Asian/Pacific Islander	Male	39	11
Confirmed	80+	Asian/Pacific Islander	Male	32	16
Confirmed	Unknown	Asian/Pacific Islander	Male	0	0
Confirmed	0-19	Black/African American	Male	317	Suppressed
Confirmed	20-29	Black/African American	Male	1067	8
Confirmed	30-39	Black/African American	Male	1280	27
Confirmed	40-49	Black/African American	Male	1495	67
Confirmed	50-59	Black/African American	Male	1815	181
Confirmed	60-69	Black/African American	Male	1820	329
Confirmed	70-79	Black/African American	Male	1205	400
Confirmed	80+	Black/African American	Male	568	296
Confirmed	Unknown	Black/African American	Male	Suppressed	0
Confirmed	0-19	Multiple Races	Male	116	0
Confirmed	20-29	Multiple Races	Male	311	Suppressed
Confirmed	30-39	Multiple Races	Male	305	0
Confirmed	40-49	Multiple Races	Male	376	Suppressed
Confirmed	50-59	Multiple Races	Male	404	Suppressed
Confirmed	60-69	Multiple Races	Male	296	20
Confirmed	70-79	Multiple Races	Male	155	14

Confirmed	80+	Multiple Races	Male	71	16
Confirmed	Unknown	Multiple Races	Male	0	0
Confirmed	0-19	Other	Male	284	0
Confirmed	20-29	Other	Male	441	Suppressed
Confirmed	30-39	Other	Male	439	Suppressed
Confirmed	40-49	Other	Male	402	Suppressed
Confirmed	50-59	Other	Male	288	6
Confirmed	60-69	Other	Male	181	22
Confirmed	70-79	Other	Male	99	17
Confirmed	80+	Other	Male	42	11
Confirmed	Unknown	Other	Male	0	0
Confirmed	0-19	Unknown	Male	269	0
Confirmed	20-29	Unknown	Male	708	Suppressed
Confirmed	30-39	Unknown	Male	720	Suppressed
Confirmed	40-49	Unknown	Male	837	10
Confirmed	50-59	Unknown	Male	888	9
Confirmed	60-69	Unknown	Male	694	22
Confirmed	70-79	Unknown	Male	344	25
Confirmed	80+	Unknown	Male	227	40
Confirmed	Unknown	Unknown	Male	9	0
Confirmed	0-19	White	Male	582	0
Confirmed	20-29	White	Male	1803	Suppressed
Confirmed	30-39	White	Male	1826	11
Confirmed	40-49	White	Male	1859	34
Confirmed	50-59	White	Male	2269	109
Confirmed	60-69	White	Male	2110	264
Confirmed	70-79	White	Male	1496	439
Confirmed	80+	White	Male	1381	697
Confirmed	Unknown	White	Male	Suppressed	0
Confirmed	0-19	American Indian/Alaska Native	Unknown	0	0
Confirmed	20-29	American Indian/Alaska Native	Unknown	0	0
Confirmed	30-39	American Indian/Alaska Native	Unknown	0	0
Confirmed	40-49	American Indian/Alaska Native	Unknown	0	0
Confirmed	50-59	American Indian/Alaska Native	Unknown	0	0
Confirmed	60-69	American Indian/Alaska Native	Unknown	0	0
Confirmed	70-79	American Indian/Alaska Native	Unknown	0	0
Confirmed	80+	American Indian/Alaska Native	Unknown	0	0
Confirmed	Unknown	American Indian/Alaska Native	Unknown	0	0
Confirmed	0-19	Asian/Pacific Islander	Unknown	0	0
Confirmed	20-29	Asian/Pacific Islander	Unknown	0	0
Confirmed	30-39	Asian/Pacific Islander	Unknown	Suppressed	0
Confirmed	40-49	Asian/Pacific Islander	Unknown	0	0
Confirmed	50-59	Asian/Pacific Islander	Unknown	0	0
Confirmed	60-69	Asian/Pacific Islander	Unknown	0	0
Confirmed	70-79	Asian/Pacific Islander	Unknown	0	0
Confirmed	80+	Asian/Pacific Islander	Unknown	0	0
Confirmed	Unknown	Asian/Pacific Islander	Unknown	0	0
Confirmed	0-19	Black/African American	Unknown	Suppressed	0
Confirmed	20-29	Black/African American	Unknown	Suppressed	0
Confirmed	30-39	Black/African American	Unknown	Suppressed	0

Confirmed	40-49	Black/African American	Unknown	Suppressed	0
Confirmed	50-59	Black/African American	Unknown	Suppressed	0
Confirmed	60-69	Black/African American	Unknown	Suppressed	0
Confirmed	70-79	Black/African American	Unknown	Suppressed	0
Confirmed	80+	Black/African American	Unknown	Suppressed	0
Confirmed	Unknown	Black/African American	Unknown	Suppressed	0
Confirmed	0-19	Multiple Races	Unknown	Suppressed	0
Confirmed	20-29	Multiple Races	Unknown	Suppressed	0
Confirmed	30-39	Multiple Races	Unknown	Suppressed	0
Confirmed	40-49	Multiple Races	Unknown	0	0
Confirmed	50-59	Multiple Races	Unknown	Suppressed	0
Confirmed	60-69	Multiple Races	Unknown	Suppressed	0
Confirmed	70-79	Multiple Races	Unknown	Suppressed	0
Confirmed	80+	Multiple Races	Unknown	0	0
Confirmed	Unknown	Multiple Races	Unknown	0	0
Confirmed	0-19	Other	Unknown	Suppressed	0
Confirmed	20-29	Other	Unknown	0	0
Confirmed	30-39	Other	Unknown	Suppressed	0
Confirmed	40-49	Other	Unknown	Suppressed	0
Confirmed	50-59	Other	Unknown	Suppressed	0
Confirmed	60-69	Other	Unknown	0	0
Confirmed	70-79	Other	Unknown	0	0
Confirmed	80+	Other	Unknown	0	0
Confirmed	Unknown	Other	Unknown	0	0
Confirmed	0-19	Unknown	Unknown	8	0
Confirmed	20-29	Unknown	Unknown	16	0
Confirmed	30-39	Unknown	Unknown	21	0
Confirmed	40-49	Unknown	Unknown	21	0
Confirmed	50-59	Unknown	Unknown	22	0
Confirmed	60-69	Unknown	Unknown	15	0
Confirmed	70-79	Unknown	Unknown	9	0
Confirmed	80+	Unknown	Unknown	18	0
Confirmed	Unknown	Unknown	Unknown	Suppressed	0
Confirmed	0-19	White	Unknown	Suppressed	0
Confirmed	20-29	White	Unknown	Suppressed	0
Confirmed	30-39	White	Unknown	Suppressed	0
Confirmed	40-49	White	Unknown	Suppressed	0
Confirmed	50-59	White	Unknown	Suppressed	0
Confirmed	60-69	White	Unknown	Suppressed	0
Confirmed	70-79	White	Unknown	Suppressed	0
Confirmed	80+	White	Unknown	Suppressed	0
Confirmed	Unknown	White	Unknown	0	0
Probable	0-19	American Indian/Alaska Native	Female	0	0
Probable	20-29	American Indian/Alaska Native	Female	Suppressed	0
Probable	30-39	American Indian/Alaska Native	Female	Suppressed	0
Probable	40-49	American Indian/Alaska Native	Female	Suppressed	0
Probable	50-59	American Indian/Alaska Native	Female	Suppressed	0
Probable	60-69	American Indian/Alaska Native	Female	Suppressed	0
Probable	70-79	American Indian/Alaska Native	Female	Suppressed	0
Probable	80+	American Indian/Alaska Native	Female	0	0



Probable	Unknown	American Indian/Alaska Native	Female	0	0
Probable	0-19	Asian/Pacific Islander	Female	14	0
Probable	20-29	Asian/Pacific Islander	Female	17	0
Probable	30-39	Asian/Pacific Islander	Female	16	0
Probable	40-49	Asian/Pacific Islander	Female	6	0
Probable	50-59	Asian/Pacific Islander	Female	10	0
Probable	60-69	Asian/Pacific Islander	Female	Suppressed	0
Probable	70-79	Asian/Pacific Islander	Female	Suppressed	0
Probable	80+	Asian/Pacific Islander	Female	0	0
Probable	Unknown	Asian/Pacific Islander	Female	Suppressed	0
Probable	0-19	Black/African American	Female	39	0
Probable	20-29	Black/African American	Female	94	0
Probable	30-39	Black/African American	Female	69	0
Probable	40-49	Black/African American	Female	96	Suppressed
Probable	50-59	Black/African American	Female	100	Suppressed
Probable	60-69	Black/African American	Female	93	10
Probable	70-79	Black/African American	Female	38	8
Probable	80+	Black/African American	Female	26	18
Probable	Unknown	Black/African American	Female	Suppressed	0
Probable	0-19	Multiple Races	Female	12	0
Probable	20-29	Multiple Races	Female	33	0
Probable	30-39	Multiple Races	Female	15	0
Probable	40-49	Multiple Races	Female	42	0
Probable	50-59	Multiple Races	Female	42	0
Probable	60-69	Multiple Races	Female	28	0
Probable	70-79	Multiple Races	Female	7	0
Probable	80+	Multiple Races	Female	Suppressed	Suppressed
Probable	Unknown	Multiple Races	Female	0	0
Probable	0-19	Other	Female	35	0
Probable	20-29	Other	Female	25	0
Probable	30-39	Other	Female	27	0
Probable	40-49	Other	Female	25	0
Probable	50-59	Other	Female	17	Suppressed
Probable	60-69	Other	Female	11	Suppressed
Probable	70-79	Other	Female	7	0
Probable	80+	Other	Female	Suppressed	0
Probable	Unknown	Other	Female	Suppressed	0
Probable	0-19	Unknown	Female	120	0
Probable	20-29	Unknown	Female	241	0
Probable	30-39	Unknown	Female	219	0
Probable	40-49	Unknown	Female	308	0
Probable	50-59	Unknown	Female	318	0
Probable	60-69	Unknown	Female	273	Suppressed
Probable	70-79	Unknown	Female	108	0
Probable	80+	Unknown	Female	55	Suppressed
Probable	Unknown	Unknown	Female	20	0
Probable	0-19	White	Female	173	0
Probable	20-29	White	Female	227	0
Probable	30-39	White	Female	184	0
Probable	40-49	White	Female	213	Suppressed

Probable	50-59	White	Female	289	Suppressed
Probable	60-69	White	Female	190	15
Probable	70-79	White	Female	104	16
Probable	80+	White	Female	77	40
Probable	Unknown	White	Female	12	0
Probable	0-19	American Indian/Alaska Native	Male	0	0
Probable	20-29	American Indian/Alaska Native	Male	0	0
Probable	30-39	American Indian/Alaska Native	Male	0	0
Probable	40-49	American Indian/Alaska Native	Male	Suppressed	0
Probable	50-59	American Indian/Alaska Native	Male	Suppressed	0
Probable	60-69	American Indian/Alaska Native	Male	Suppressed	0
Probable	70-79	American Indian/Alaska Native	Male	0	0
Probable	80+	American Indian/Alaska Native	Male	Suppressed	Suppressed
Probable	Unknown	American Indian/Alaska Native	Male	0	0
Probable	0-19	Asian/Pacific Islander	Male	14	0
Probable	20-29	Asian/Pacific Islander	Male	13	0
Probable	30-39	Asian/Pacific Islander	Male	15	0
Probable	40-49	Asian/Pacific Islander	Male	Suppressed	0
Probable	50-59	Asian/Pacific Islander	Male	7	0
Probable	60-69	Asian/Pacific Islander	Male	Suppressed	0
Probable	70-79	Asian/Pacific Islander	Male	Suppressed	0
Probable	80+	Asian/Pacific Islander	Male	0	0
Probable	Unknown	Asian/Pacific Islander	Male	0	0
Probable	0-19	Black/African American	Male	37	0
Probable	20-29	Black/African American	Male	45	0
Probable	30-39	Black/African American	Male	42	0
Probable	40-49	Black/African American	Male	50	7
Probable	50-59	Black/African American	Male	73	6
Probable	60-69	Black/African American	Male	64	13
Probable	70-79	Black/African American	Male	36	19
Probable	80+	Black/African American	Male	10	9
Probable	Unknown	Black/African American	Male	Suppressed	0
Probable	0-19	Multiple Races	Male	23	0
Probable	20-29	Multiple Races	Male	20	0
Probable	30-39	Multiple Races	Male	24	0
Probable	40-49	Multiple Races	Male	30	0
Probable	50-59	Multiple Races	Male	24	0
Probable	60-69	Multiple Races	Male	16	0
Probable	70-79	Multiple Races	Male	9	0
Probable	80+	Multiple Races	Male	Suppressed	Suppressed
Probable	Unknown	Multiple Races	Male	Suppressed	0
Probable	0-19	Other	Male	33	0
Probable	20-29	Other	Male	35	0
Probable	30-39	Other	Male	18	0
Probable	40-49	Other	Male	19	0
Probable	50-59	Other	Male	13	0
Probable	60-69	Other	Male	13	Suppressed
Probable	70-79	Other	Male	Suppressed	Suppressed
Probable	80+	Other	Male	Suppressed	0
Probable	Unknown	Other	Male	Suppressed	0

Probable	0-19	Unknown	Male	114	0
Probable	20-29	Unknown	Male	181	0
Probable	30-39	Unknown	Male	203	Suppressed
Probable	40-49	Unknown	Male	206	Suppressed
Probable	50-59	Unknown	Male	244	0
Probable	60-69	Unknown	Male	198	Suppressed
Probable	70-79	Unknown	Male	81	Suppressed
Probable	80+	Unknown	Male	36	Suppressed
Probable	Unknown	Unknown	Male	14	0
Probable	0-19	White	Male	209	0
Probable	20-29	White	Male	175	Suppressed
Probable	30-39	White	Male	158	Suppressed
Probable	40-49	White	Male	162	Suppressed
Probable	50-59	White	Male	219	Suppressed
Probable	60-69	White	Male	160	11
Probable	70-79	White	Male	64	8
Probable	80+	White	Male	53	24
Probable	Unknown	White	Male	Suppressed	0
Probable	0-19	American Indian/Alaska Native	Unknown	0	0
Probable	20-29	American Indian/Alaska Native	Unknown	0	0
Probable	30-39	American Indian/Alaska Native	Unknown	0	0
Probable	40-49	American Indian/Alaska Native	Unknown	0	0
Probable	50-59	American Indian/Alaska Native	Unknown	0	0
Probable	60-69	American Indian/Alaska Native	Unknown	0	0
Probable	70-79	American Indian/Alaska Native	Unknown	0	0
Probable	80+	American Indian/Alaska Native	Unknown	0	0
Probable	Unknown	American Indian/Alaska Native	Unknown	0	0
Probable	0-19	Asian/Pacific Islander	Unknown	0	0
Probable	20-29	Asian/Pacific Islander	Unknown	0	0
Probable	30-39	Asian/Pacific Islander	Unknown	0	0
Probable	40-49	Asian/Pacific Islander	Unknown	0	0
Probable	50-59	Asian/Pacific Islander	Unknown	0	0
Probable	60-69	Asian/Pacific Islander	Unknown	0	0
Probable	70-79	Asian/Pacific Islander	Unknown	0	0
Probable	80+	Asian/Pacific Islander	Unknown	0	0
Probable	Unknown	Asian/Pacific Islander	Unknown	0	0
Probable	0-19	Black/African American	Unknown	0	0
Probable	20-29	Black/African American	Unknown	0	0
Probable	30-39	Black/African American	Unknown	0	0
Probable	40-49	Black/African American	Unknown	0	0
Probable	50-59	Black/African American	Unknown	0	0
Probable	60-69	Black/African American	Unknown	0	0
Probable	70-79	Black/African American	Unknown	0	0
Probable	80+	Black/African American	Unknown	0	0
Probable	Unknown	Black/African American	Unknown	0	0
Probable	0-19	Multiple Races	Unknown	Suppressed	0
Probable	20-29	Multiple Races	Unknown	Suppressed	0
Probable	30-39	Multiple Races	Unknown	Suppressed	0
Probable	40-49	Multiple Races	Unknown	0	0
Probable	50-59	Multiple Races	Unknown	Suppressed	0

Probable	60-69	Multiple Races	Unknown	Suppressed	0
Probable	70-79	Multiple Races	Unknown	0	0
Probable	80+	Multiple Races	Unknown	0	0
Probable	Unknown	Multiple Races	Unknown	0	0
Probable	0-19	Other	Unknown	0	0
Probable	20-29	Other	Unknown	0	0
Probable	30-39	Other	Unknown	0	0
Probable	40-49	Other	Unknown	0	0
Probable	50-59	Other	Unknown	0	0
Probable	60-69	Other	Unknown	0	0
Probable	70-79	Other	Unknown	0	0
Probable	80+	Other	Unknown	0	0
Probable	Unknown	Other	Unknown	Suppressed	0
Probable	0-19	Unknown	Unknown	Suppressed	0
Probable	20-29	Unknown	Unknown	Suppressed	0
Probable	30-39	Unknown	Unknown	Suppressed	0
Probable	40-49	Unknown	Unknown	Suppressed	0
Probable	50-59	Unknown	Unknown	Suppressed	0
Probable	60-69	Unknown	Unknown	Suppressed	0
Probable	70-79	Unknown	Unknown	Suppressed	0
Probable	80+	Unknown	Unknown	Suppressed	0
Probable	Unknown	Unknown	Unknown	86	0
Probable	0-19	White	Unknown	Suppressed	0
Probable	20-29	White	Unknown	Suppressed	0
Probable	30-39	White	Unknown	0	0
Probable	40-49	White	Unknown	Suppressed	0
Probable	50-59	White	Unknown	Suppressed	0
Probable	60-69	White	Unknown	0	0
Probable	70-79	White	Unknown	0	0
Probable	80+	White	Unknown	0	0
Probable	Unknown	White	Unknown	0	0

# COVID-19 TESTS BY COUNTY 2020-07-11

Updated	COUNTY	TestType	Count	RatePerMillion
2020/07/11 14:23:32	Alcona	Diagnostic	809	78074
2020/07/11 14:23:32	Alcona	Serology	28	2702
2020/07/11 14:23:32	Alcona	Total	837	80776
2020/07/11 14:23:32	Alger	Diagnostic	332	36496
2020/07/11 14:23:32	Alger	Serology	51	5606
2020/07/11 14:23:32	Alger	Total	383	42102
2020/07/11 14:23:32	Allegan	Diagnostic	10789	91957
2020/07/11 14:23:32	Allegan	Serology	441	3759
2020/07/11 14:23:32	Allegan	Total	11230	95715
2020/07/11 14:23:32	Alpena	Diagnostic	1196	42172
2020/07/11 14:23:32	Alpena	Serology	88	3103
2020/07/11 14:23:32	Alpena	Total	1284	45275
2020/07/11 14:23:32	Antrim	Diagnostic	1318	56409
2020/07/11 14:23:32	Antrim	Serology	58	2482
2020/07/11 14:23:32	Antrim	Total	1376	58892
2020/07/11 14:23:32	Arenac	Serology	67	4454
2020/07/11 14:23:32	Arenac	Diagnostic	1499	99661
2020/07/11 14:23:32	Arenac	Total	1566	104115
2020/07/11 14:23:32	Baraga	Diagnostic	472	56731
2020/07/11 14:23:32	Baraga	Serology	13	1562
2020/07/11 14:23:32	Baraga	Total	485	58293
2020/07/11 14:23:32	Barry	Diagnostic	5089	83212
2020/07/11 14:23:32	Barry	Serology	327	5347
2020/07/11 14:23:32	Barry	Total	5416	88559
2020/07/11 14:23:32	Bay	Serology	655	6303
2020/07/11 14:23:32	Bay	Diagnostic	10689	102855
2020/07/11 14:23:32	Bay	Total	11344	109158
2020/07/11 14:23:32	Benzie	Serology	26	1465
2020/07/11 14:23:32	Benzie	Diagnostic	1013	57061
2020/07/11 14:23:32	Benzie	Total	1039	58525
2020/07/11 14:23:32	Berrien	Diagnostic	23300	151160
2020/07/11 14:23:32	Berrien	Serology	1274	8265
2020/07/11 14:23:32	Berrien	Total	24574	159425
2020/07/11 14:23:32	Branch	Diagnostic	2733	62652
2020/07/11 14:23:32	Branch	Serology	104	2384
2020/07/11 14:23:32	Branch	Total	2837	65036
2020/07/11 14:23:32	Calhoun	Diagnostic	15662	116457
2020/07/11 14:23:32	Calhoun	Serology	473	3517
2020/07/11 14:23:32	Calhoun	Total	16135	119974
2020/07/11 14:23:32	Cass	Diagnostic	3236	62649
2020/07/11 14:23:32	Cass	Serology	141	2730
2020/07/11 14:23:32	Cass	Total	3377	65379
2020/07/11 14:23:32	Charlevoix	Serology	271	10326
2020/07/11 14:23:32	Charlevoix	Diagnostic	1851	70530
2020/07/11 14:23:32	Charlevoix	Total	2122	80857
2020/07/11 14:23:32	Cheboygan	Serology	124	4879
2020/07/11 14:23:32	Cheboygan	Diagnostic	1278	50289

2020/07/11 14:23:32	Cheboygan	Total	1402	55169
2020/07/11 14:23:32	Chippewa	Diagnostic	1220	32519
2020/07/11 14:23:32	Chippewa	Serology	59	1573
2020/07/11 14:23:32	Chippewa	Total	1279	34091
2020/07/11 14:23:32	Clare	Serology	135	4389
2020/07/11 14:23:32	Clare	Diagnostic	1934	62880
2020/07/11 14:23:32	Clare	Total	2069	67269
2020/07/11 14:23:32	Clinton	Serology	1826	23017
2020/07/11 14:23:32	Clinton	Diagnostic	7302	92044
2020/07/11 14:23:32	Clinton	Total	9128	115061
2020/07/11 14:23:32	Correctional	Serology	7094	
2020/07/11 14:23:32	Correctional	Diagnostic	51351	
2020/07/11 14:23:32	Correctional	Total	58445	
2020/07/11 14:23:32	Crawford	Diagnostic	830	59708
2020/07/11 14:23:32	Crawford	Serology	38	2734
2020/07/11 14:23:32	Crawford	Total	868	62442
2020/07/11 14:23:32	Delta	Diagnostic	2319	64674
2020/07/11 14:23:32	Delta	Serology	152	4239
2020/07/11 14:23:32	Delta	Total	2471	68913
2020/07/11 14:23:32	Detroit City	Diagnostic	131035	201653
2020/07/11 14:23:32	Detroit City	Serology	8899	13695
2020/07/11 14:23:32	Detroit City	Total	139934	215348
2020/07/11 14:23:32	Dickinson	Diagnostic	1128	44439
2020/07/11 14:23:32	Dickinson	Serology	53	2088
2020/07/11 14:23:32	Dickinson	Total	1181	46527
2020/07/11 14:23:32	Eaton	Diagnostic	15134	137800
2020/07/11 14:23:32	Eaton	Serology	2779	25304
2020/07/11 14:23:32	Eaton	Total	17913	163103
2020/07/11 14:23:32	Emmet	Serology	621	18644
2020/07/11 14:23:32	Emmet	Diagnostic	2377	71364
2020/07/11 14:23:32	Emmet	Total	2998	90008
2020/07/11 14:23:32	Genesee	Serology	7425	18248
2020/07/11 14:23:32	Genesee	Diagnostic	34582	84991
2020/07/11 14:23:32	Genesee	Total	42007	103239
2020/07/11 14:23:32	Gladwin	Diagnostic	2171	85685
2020/07/11 14:23:32	Gladwin	Serology	85	3355
2020/07/11 14:23:32	Gladwin	Total	2256	89040
2020/07/11 14:23:32	Gogebic	Diagnostic	1351	89494
2020/07/11 14:23:32	Gogebic	Serology	24	1590
2020/07/11 14:23:32	Gogebic	Total	1375	91084
2020/07/11 14:23:32	Grand Traverse	Diagnostic	7117	76880
2020/07/11 14:23:32	Grand Traverse	Serology	248	2679
2020/07/11 14:23:32	Grand Traverse	Total	7365	79559
2020/07/11 14:23:32	Gratiot	Diagnostic	4058	99953
2020/07/11 14:23:32	Gratiot	Serology	253	6232
2020/07/11 14:23:32	Gratiot	Total	4311	106185
2020/07/11 14:23:32	Hillsdale	Diagnostic	3863	84439
2020/07/11 14:23:32	Hillsdale	Serology	146	3191
2020/07/11 14:23:32	Hillsdale	Total	4009	87630
2020/07/11 14:23:32	Houghton	Serology	54	1491

2020/07/11 14:23:32	Houghton	Diagnostic	1930	53287
2020/07/11 14:23:32	Houghton	Total	1984	54778
2020/07/11 14:23:32	Huron	Serology	151	4845
2020/07/11 14:23:32	Huron	Diagnostic	2708	86890
2020/07/11 14:23:32	Huron	Total	2859	91735
2020/07/11 14:23:32	Ingham	Serology	8890	30369
2020/07/11 14:23:32	Ingham	Diagnostic	41815	142843
2020/07/11 14:23:32	Ingham	Total	50705	173211
2020/07/11 14:23:32	Ionia	Serology	716	11151
2020/07/11 14:23:32	Ionia	Diagnostic	6933	107974
2020/07/11 14:23:32	Ionia	Total	7649	119125
2020/07/11 14:23:32	Iosco	Serology	60	2392
2020/07/11 14:23:32	Iosco	Diagnostic	2906	115865
2020/07/11 14:23:32	Iosco	Total	2966	118257
2020/07/11 14:23:32	Iron	Diagnostic	806	72502
2020/07/11 14:23:32	Iron	Serology	9	810
2020/07/11 14:23:32	Iron	Total	815	73311
2020/07/11 14:23:32	Isabella	Diagnostic	3493	49503
2020/07/11 14:23:32	Isabella	Serology	306	4337
2020/07/11 14:23:32	Isabella	Total	3799	53839
2020/07/11 14:23:32	Jackson	Serology	1003	6315
2020/07/11 14:23:32	Jackson	Diagnostic	20011	125996
2020/07/11 14:23:32	Jackson	Total	21014	132311
2020/07/11 14:23:32	Kalamazoo	Serology	1561	5893
2020/07/11 14:23:32	Kalamazoo	Diagnostic	24573	92774
2020/07/11 14:23:32	Kalamazoo	Total	26134	98667
2020/07/11 14:23:32	Kalkaska	Diagnostic	1260	70691
2020/07/11 14:23:32	Kalkaska	Serology	16	898
2020/07/11 14:23:32	Kalkaska	Total	1276	71589
2020/07/11 14:23:32	Kent	Diagnostic	85850	131312
2020/07/11 14:23:32	Kent	Serology	7185	10990
2020/07/11 14:23:32	Kent	Total	93035	142302
2020/07/11 14:23:32	Keweenaw	Diagnostic	132	62470
2020/07/11 14:23:32	Keweenaw	Serology	7	3313
2020/07/11 14:23:32	Keweenaw	Total	139	65783
2020/07/11 14:23:32	Lake	Serology	64	5387
2020/07/11 14:23:32	Lake	Diagnostic	1437	120949
2020/07/11 14:23:32	Lake	Total	1501	126336
2020/07/11 14:23:32	Lapeer	Serology	1069	12144
2020/07/11 14:23:32	Lapeer	Diagnostic	5886	66865
2020/07/11 14:23:32	Lapeer	Total	6955	79009
2020/07/11 14:23:32	Leelanau	Serology	57	2619
2020/07/11 14:23:32	Leelanau	Diagnostic	1048	48153
2020/07/11 14:23:32	Leelanau	Total	1105	50772
2020/07/11 14:23:32	Lenawee	Diagnostic	6328	64397
2020/07/11 14:23:32	Lenawee	Serology	495	5037
2020/07/11 14:23:32	Lenawee	Total	6823	69434
2020/07/11 14:23:32	Livingston	Diagnostic	18683	97702
2020/07/11 14:23:32	Livingston	Serology	2977	15568
2020/07/11 14:23:32	Livingston	Total	21660	113270

2020/07/11 14:23:32	Luce	Diagnostic	220	35015
2020/07/11 14:23:32	Luce	Serology	12	1910
2020/07/11 14:23:32	Luce	Total	232	36925
2020/07/11 14:23:32	Mackinac	Diagnostic	512	47465
2020/07/11 14:23:32	Mackinac	Serology	33	3059
2020/07/11 14:23:32	Mackinac	Total	545	50524
2020/07/11 14:23:32	Macomb	Serology	18716	21396
2020/07/11 14:23:32	Macomb	Diagnostic	88848	101569
2020/07/11 14:23:32	Macomb	Total	107564	122964
2020/07/11 14:23:32	Manistee	Serology	82	3343
2020/07/11 14:23:32	Manistee	Diagnostic	1446	58953
2020/07/11 14:23:32	Manistee	Total	1528	62296
2020/07/11 14:23:32	Marquette	Serology	637	9577
2020/07/11 14:23:32	Marquette	Diagnostic	7937	119325
2020/07/11 14:23:32	Marquette	Total	8574	128901
2020/07/11 14:23:32	Mason	Diagnostic	3757	129107
2020/07/11 14:23:32	Mason	Serology	145	4983
2020/07/11 14:23:32	Mason	Total	3902	134089
2020/07/11 14:23:32	Mecosta	Diagnostic	3589	82420
2020/07/11 14:23:32	Mecosta	Serology	183	4203
2020/07/11 14:23:32	Mecosta	Total	3772	86623
2020/07/11 14:23:32	Menominee	Diagnostic	878	38202
2020/07/11 14:23:32	Menominee	Serology	24	1044
2020/07/11 14:23:32	Menominee	Total	902	39246
2020/07/11 14:23:32	Midland	Diagnostic	6370	76554
2020/07/11 14:23:32	Midland	Serology	544	6538
2020/07/11 14:23:32	Midland	Total	6914	83092
2020/07/11 14:23:32	Missaukee	Serology	46	3044
2020/07/11 14:23:32	Missaukee	Diagnostic	969	64117
2020/07/11 14:23:32	Missaukee	Total	1015	67161
2020/07/11 14:23:32	Monroe	Diagnostic	10753	71477
2020/07/11 14:23:32	Monroe	Serology	1866	12404
2020/07/11 14:23:32	Monroe	Total	12619	83881
2020/07/11 14:23:32	Montcalm	Diagnostic	6604	103239
2020/07/11 14:23:32	Montcalm	Serology	517	8082
2020/07/11 14:23:32	Montcalm	Total	7121	111321
2020/07/11 14:23:32	Montmorency	Diagnostic	540	58284
2020/07/11 14:23:32	Montmorency	Serology	50	5397
2020/07/11 14:23:32	Montmorency	Total	590	63681
2020/07/11 14:23:32	Muskegon	Diagnostic	24978	143892
2020/07/11 14:23:32	Muskegon	Serology	587	3382
2020/07/11 14:23:32	Muskegon	Total	25565	147274
2020/07/11 14:23:32	Newaygo	Diagnostic	5418	110816
2020/07/11 14:23:32	Newaygo	Serology	305	6238
2020/07/11 14:23:32	Newaygo	Total	5723	117054
2020/07/11 14:23:32	Oakland	Diagnostic	127418	101190
2020/07/11 14:23:32	Oakland	Serology	41162	32689
2020/07/11 14:23:32	Oakland	Total	168580	133879
2020/07/11 14:23:32	Oceana	Diagnostic	5082	190873
2020/07/11 14:23:32	Oceana	Serology	129	4845



2020/07/11 14:23:32	Oceana	Total	5211	195718
2020/07/11 14:23:32	Ogemaw	Diagnostic	1230	58706
2020/07/11 14:23:32	Ogemaw	Serology	42	2005
2020/07/11 14:23:32	Ogemaw	Total	1272	60710
2020/07/11 14:23:32	Ontonagon	Diagnostic	703	121311
2020/07/11 14:23:32	Ontonagon	Serology	8	1381
2020/07/11 14:23:32	Ontonagon	Total	711	122692
2020/07/11 14:23:32	Osceola	Diagnostic	2989	128058
2020/07/11 14:23:32	Osceola	Serology	87	3727
2020/07/11 14:23:32	Osceola	Total	3076	131785
2020/07/11 14:23:32	Oscoda	Serology	10	1208
2020/07/11 14:23:32	Oscoda	Diagnostic	521	62953
2020/07/11 14:23:32	Oscoda	Total	531	64161
2020/07/11 14:23:32	Otsego	Diagnostic	1273	51612
2020/07/11 14:23:32	Otsego	Serology	193	7825
2020/07/11 14:23:32	Otsego	Total	1466	59436
2020/07/11 14:23:32	Ottawa	Serology	2162	7442
2020/07/11 14:23:32	Ottawa	Diagnostic	35885	123531
2020/07/11 14:23:32	Ottawa	Total	38047	130973
2020/07/11 14:23:32	Presque Isle	Serology	80	6280
2020/07/11 14:23:32	Presque Isle	Diagnostic	624	48987
2020/07/11 14:23:32	Presque Isle	Total	704	55268
2020/07/11 14:23:32	Roscommon	Diagnostic	1407	58910
2020/07/11 14:23:32	Roscommon	Serology	170	7118
2020/07/11 14:23:32	Roscommon	Total	1577	66027
2020/07/11 14:23:32	Saginaw	Diagnostic	25720	134801
2020/07/11 14:23:32	Saginaw	Serology	781	4093
2020/07/11 14:23:32	Saginaw	Total	26501	138894
2020/07/11 14:23:32	Sanilac	Diagnostic	3242	78724
2020/07/11 14:23:32	Sanilac	Serology	292	7090
2020/07/11 14:23:32	Sanilac	Total	3534	85814
2020/07/11 14:23:32	Schoolcraft	Diagnostic	504	62469
2020/07/11 14:23:32	Schoolcraft	Serology	28	3471
2020/07/11 14:23:32	Schoolcraft	Total	532	65940
2020/07/11 14:23:32	Shiawassee	Diagnostic	4641	68058
2020/07/11 14:23:32	Shiawassee	Serology	922	13521
2020/07/11 14:23:32	Shiawassee	Total	5563	81578
2020/07/11 14:23:32	St Clair	Diagnostic	12440	78074
2020/07/11 14:23:32	St Clair	Serology	2977	18684
2020/07/11 14:23:32	St Clair	Total	15417	96757
2020/07/11 14:23:32	St Joseph	Diagnostic	5586	91509
2020/07/11 14:23:32	St Joseph	Serology	309	5062
2020/07/11 14:23:32	St Joseph	Total	5895	96571
2020/07/11 14:23:32	Tuscola	Serology	345	6569
2020/07/11 14:23:32	Tuscola	Diagnostic	6442	122667
2020/07/11 14:23:32	Tuscola	Total	6787	129237
2020/07/11 14:23:32	Unknown	Diagnostic	116191	
2020/07/11 14:23:32	Unknown	Serology	16867	
2020/07/11 14:23:32	Unknown	Total	133058	
2020/07/11 14:23:32	Van Buren	Serology	317	4202

2020/07/11 14:23:32	Van Buren	Diagnostic	7860	104178
2020/07/11 14:23:32	Van Buren	Total	8177	108379
2020/07/11 14:23:32	Washtenaw	Serology	6086	16406
2020/07/11 14:23:32	Washtenaw	Diagnostic	45607	122942
2020/07/11 14:23:32	Washtenaw	Total	51693	139348
2020/07/11 14:23:32	Wayne	Serology	26916	24385
2020/07/11 14:23:32	Wayne	Diagnostic	147098	133264
2020/07/11 14:23:32	Wayne	Total	174014	157648
2020/07/11 14:23:32	Wexford	Serology	82	2450
2020/07/11 14:23:32	Wexford	Diagnostic	2832	84623
2020/07/11 14:23:32	Wexford	Total	2914	87073

**DIAGNOSTIC TESTS BY RESULT AND COUNTY 2020-07-11**

MessageDate	COUNTY	Negative	Positive	Total
7/10/2020	Alcona	23	0	23
7/10/2020	Alger	6	0	6
7/10/2020	Allegan	335	8	343
7/10/2020	Alpena	24	0	24
7/10/2020	Antrim	14	0	14
7/10/2020	Arenac	36	0	36
7/10/2020	Baraga	6	0	6
7/10/2020	Barry	142	2	144
7/10/2020	Bay	223	5	228
7/10/2020	Benzie	25	1	26
7/10/2020	Berrien	559	23	582
7/10/2020	Branch	51	3	54
7/10/2020	Calhoun	228	8	236
7/10/2020	Cass	81	4	85
7/10/2020	Charlevoix	16	0	16
7/10/2020	Cheboygan	7	0	7
7/10/2020	Chippewa	48	0	48
7/10/2020	Clare	36	0	36
7/10/2020	Clinton	226	4	230
7/10/2020	Correctional	213	2	215
7/10/2020	Crawford	16	0	16
7/10/2020	Delta	38	0	38
7/10/2020	Detroit City	1330	40	1370
7/10/2020	Dickinson	40	0	40
7/10/2020	Eaton	342	11	353
7/10/2020	Emmet	16	0	16
7/10/2020	Genesee	603	24	627
7/10/2020	Gladwin	48	0	48
7/10/2020	Gogebic	61	1	62
7/10/2020	Grand Traverse	266	5	271
7/10/2020	Gratiot	279	2	281
7/10/2020	Hillsdale	66	1	67
7/10/2020	Houghton	50	0	50
7/10/2020	Huron	44	1	45
7/10/2020	Ingham	1159	31	1190
7/10/2020	Ionia	182	2	184
7/10/2020	Iosco	45	0	45
7/10/2020	Iron	18	0	18
7/10/2020	Isabella	122	4	126
7/10/2020	Jackson	672	9	681
7/10/2020	Kalamazoo	456	22	478
7/10/2020	Kalkaska	12	0	12
7/10/2020	Kent	2993	113	3106
7/10/2020	Keweenaw	3	0	3
7/10/2020	Lake	35	0	35
7/10/2020	Lapeer	150	1	151
7/10/2020	Leelanau	52	6	58

7/10/2020	Lenawee	124	6	130
7/10/2020	Livingston	389	2	391
7/10/2020	Luce	2	0	2
7/10/2020	Mackinac	3	0	3
7/10/2020	Macomb	1300	67	1367
7/10/2020	Manistee	20	1	21
7/10/2020	Marquette	124	0	124
7/10/2020	Mason	70	2	72
7/10/2020	Mecosta	95	2	97
7/10/2020	Menominee	9	0	9
7/10/2020	Midland	79	1	80
7/10/2020	Missaukee	11	0	11
7/10/2020	Monroe	169	5	174
7/10/2020	Montcalm	152	2	154
7/10/2020	Montmorency	27	1	28
7/10/2020	Muskegon	507	40	547
7/10/2020	Newaygo	87	4	91
7/10/2020	Oakland	2007	88	2095
7/10/2020	Oceana	155	6	161
7/10/2020	Ogemaw	55	0	55
7/10/2020	Ontonagon	2	0	2
7/10/2020	Osceola	66	2	68
7/10/2020	Oscoda	104	1	105
7/10/2020	Otsego	9	1	10
7/10/2020	Ottawa	1034	55	1089
7/10/2020	Presque Isle	22	0	22
7/10/2020	Roscommon	51	1	52
7/10/2020	Saginaw	509	17	526
7/10/2020	Sanilac	235	1	236
7/10/2020	Schoolcraft	3	0	3
7/10/2020	Shiawassee	215	0	215
7/10/2020	St Clair	276	4	280
7/10/2020	St Joseph	164	10	174
7/10/2020	Tuscola	97	10	107
7/10/2020	Unknown	3672	176	3848
7/10/2020	Van Buren	317	7	324
7/10/2020	Washtenaw	1049	53	1102
7/10/2020	Wayne	1982	79	2061
7/10/2020	Wexford	52	0	52