



Western Michigan University  
ScholarWorks at WMU

---

Cumulative Michigan COVID-19 Data

Michigan COVID-19 State Data

---

7-21-2020

## 2020-07-21\_MichiganOverview\_COVIDstats

Michigan Department of Health & Human Services

Follow this and additional works at: <https://scholarworks.wmich.edu/michigan-covid-data-state-cumulative>



Part of the Public Health Commons

---

### WMU ScholarWorks Citation

Michigan Department of Health & Human Services, "2020-07-21\_MichiganOverview\_COVIDstats" (2020).  
*Cumulative Michigan COVID-19 Data*. 124.

<https://scholarworks.wmich.edu/michigan-covid-data-state-cumulative/124>

This Website is brought to you for free and open access by the Michigan COVID-19 State Data at ScholarWorks at WMU. It has been accepted for inclusion in Cumulative Michigan COVID-19 Data by an authorized administrator of ScholarWorks at WMU. For more information, please contact [wmu-scholarworks@wmich.edu](mailto:wmu-scholarworks@wmich.edu).





# Michigan Data

## DATA ABOUT PLACES

### LONG TERM CARE FACILITIES

### CORONAVIRUS SYMPTOMS

### CUMULATIVE RECOVERED

**\*Note on deaths (07/21/20):** Regular reviews of death certificate data maintained in Vital Records reporting systems are conducted by MDHHS staff three times per week. As a part of this process, records that identify COVID-19 infection as a contributing factor to death are compared against all laboratory confirmed cases of COVID-19 in the Michigan Disease Surveillance System (MDSS). If a death certificate is matched to a confirmed COVID-19 case and that record in the MDSS does not indicate the individual died, the MDSS record is updated to indicate the death and the appropriate local health department is notified. These matched deaths are then included with mortality information posted to the Michigan Coronavirus website. As a result of the most recent assessment, today's data includes **4** additional deaths identified by this methodology.



CURRENT STATUS	DAILY CASES	CUMULATIVE TRENDS	DEMOGRAPHICS	TOTAL TESTING	DIAGNOSTIC TESTING	LEARN MORE
----------------	-------------	-------------------	--------------	---------------	--------------------	------------

[View Cases](#)

[View Deaths](#)

[View Table](#)

Select Preparedness Region:

Select County:

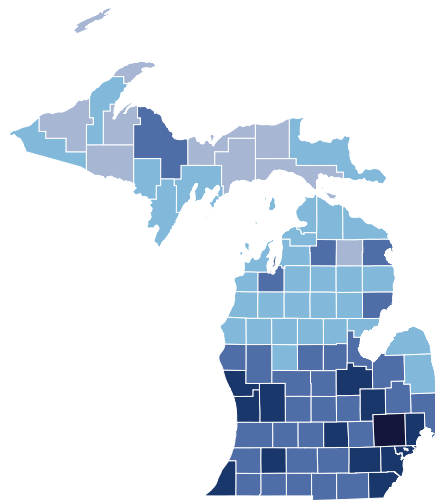
*This report is provisional and subject to change. City of Detroit and Wayne County are reported separately. MDHHS began tracking probable cases April 5, 2020. FCI indicates federal correctional institute. MDOC indicates Michigan Department of Corrections. Diagnostic tests, including nucleic acid amplification/real-time polymerase chain reaction (NAAT/RT-PCR) and rapid virus antigen detection point of care (POC) tests, look for current infection. Serology (antibody) tests are used to look for the possibility of previous infection.*

*Source: Michigan Disease Surveillance System (MDSS) and Vital Records.*

### COVID-19 Cases by County

Confirmed cases include individuals with a positive diagnostic test for COVID-19. Probable cases include individuals with COVID-19 symptoms and an epidemiologic link to confirmed COVID-19, but no diagnostic test.

Cases by County



- 1-13
- 14-106
- 107-746
- 747-13491
- 13492+

## Michigan

Tuesday, July 21, 2020

Michigan (Statewide) Case Fatality Rate

8.2%

### Current Totals

Case Status	Cases	Deaths
Confirmed	74,725	6,135
Probable	8,334	247
<b>Total</b>	<b>83,059</b>	<b>6,382</b>

### Laboratory Testing

Test Type	Tests Performed
Diagnostic	1,550,697
Serology	199,230
<b>Total</b>	<b>1,749,927</b>

Microsoft Power BI

< 1 of 7 >



### Cases by Hispanic/Latino Ethnicity

Hispanic/Latino Ethnicity	Percentage of Overall Cases by Ethnicity	Percentage of Deceased Cases by Ethnicity
Hispanic/Latino	8%	2%
Non-Hispanic Latino	65%	83%
Unknown	27%	15%

**Totals may not add to 100% due to rounding**



**Cases by Arab Ethnicity**

<b>Arab Ethnicity</b>	<b>Percentage of Overall Cases by Ethnicity</b>	<b>Percentage of Deceased Cases by Ethnicity</b>
Arab	2%	1%
Non-Arab	44%	44%
Unknown	54%	54%

*Totals may not add to 100% due to rounding*

PUBLIC USE DATASETS 7/21/2020

(Downloadable .xlsx files)

Cases and Deaths by County

Cases by County by Date

Cases by Demographics Statewide

COVID-19 Tests by County

Diagnostic Tests by Result and County



**MICHIGAN.GOV HOME**  
**ADA**  
**MICHIGAN NEWS**  
**POLICIES**

**COPYRIGHT 2020 STATE OF MICHIGAN**



- View Cases
- View Deaths
- View Table

Select Preparedness Region:

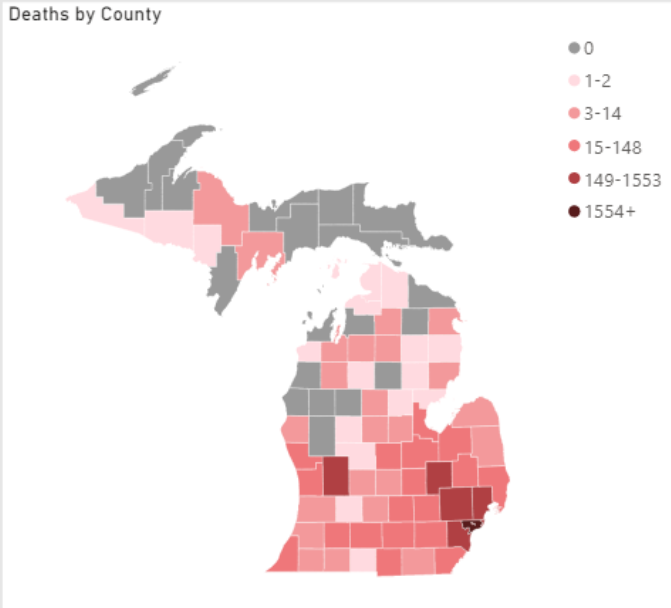
Select County:

*This report is provisional and subject to change. City of Detroit and Wayne County are reported separately. MDHHS began tracking probable cases April 5, 2020. FCI indicates federal correctional institute. MDO indicates Michigan Department of Corrections. Diagnostic tests, including nucleic acid amplification/real-time polymerase chain reaction (NAAT/RT-PCR) and rapid virus antigen detection point of care (POC) tests, look for current infection. Serology (antibody) tests are used to look for the possibility of previous infection.*

*Source: Michigan Disease Surveillance System (MDSS) and Vital Records.*

## COVID-19 Deaths by County

Confirmed deaths include individuals who had a confirmed COVID-19 infection and are classified as deceased by the case investigation, have COVID-19 indicated as a cause of death on their death certificate, or who die within 30 days of infection and their manner of death is listed as natural. Probable deaths include individuals who have COVID indicated on their death certificate, but have not had a positive diagnostic test.



# Michigan

Tuesday, July 21, 2020

**Michigan (Statewide) Case Fatality Rate**

8.2%

**Current Totals**

Case Status	Cases	Deaths
Confirmed	74,725	6,135
Probable	8,334	247
<b>Total</b>	<b>83,059</b>	<b>6,382</b>

**Laboratory Testing**

Test Type	Tests Performed
Diagnostic	1,550,697
Serology	199,230
<b>Total</b>	<b>1,749,927</b>

- Confirmed Cases
- Deaths
- View Table

Select Preparedness Region:

Select County:

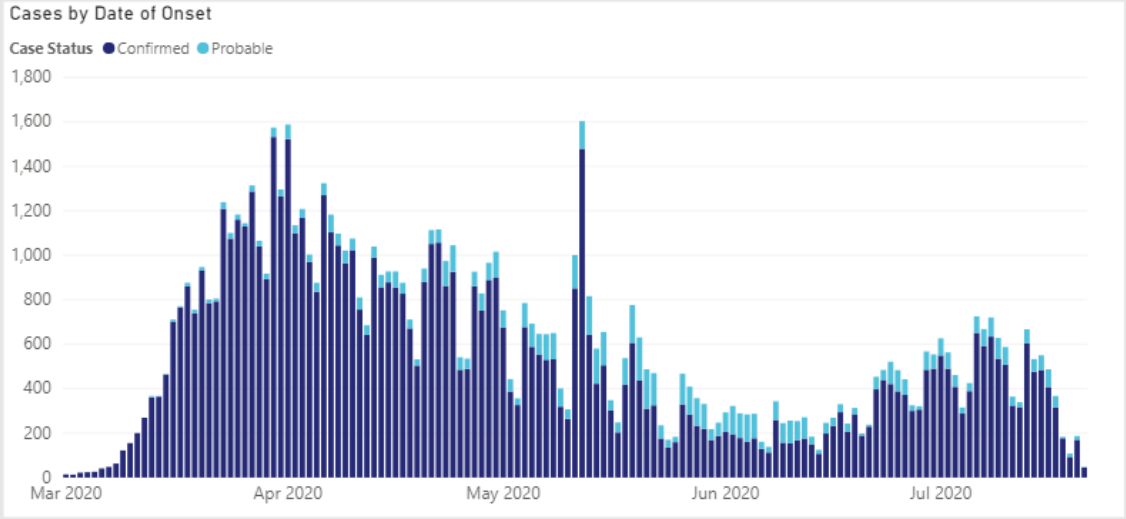
*Cases are shown by onset date or by lab specimen collection date if onset date was unavailable. Deaths are shown by date of death or date of last status update if date of death was unavailable. Tracking of probable cases and deaths did not begin until April 5, 2020, therefore only probable cases referred for investigation on or after April 5, 2020 are displayed (onset may have been prior).*

*Notes: FCI indicates federal correctional institute. MDOC indicates Michigan Department of Corrections.*

## Daily Cases by Status

The number of daily confirmed cases represent the total number of people who had a positive diagnostic test for COVID-19 by the date of the onset of their symptoms.

Filter by Date:



Confirmed Cases

Deaths

View Table

Select Preparedness Region:

All

Select County:

All

Cases are shown by onset date or by lab specimen collection date if onset date was unavailable. Deaths are shown by date of death or date of last status update if date of death was unavailable. Tracking of probable cases and deaths did not begin until April 5, 2020, therefore only probable cases referred for investigation on or after April 5, 2020 are displayed (onset may have been prior).

Notes: FCI indicates federal correctional institute. MDOC indicates Michigan Department of Corrections.

### Daily Deaths by Status

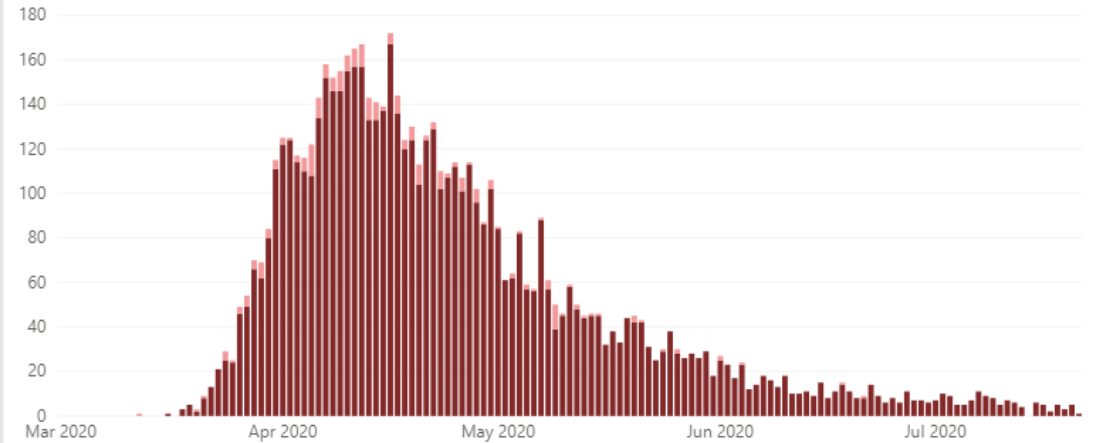
Confirmed deaths include individuals who had a confirmed COVID-19 infection and are classified as deceased by the case investigation, have COVID-19 indicated as a cause of death on their death certificate, or who die within 30 days of infection and their manner of death is listed as natural. Data are shown by the date of death.

Filter by Date:

3/1/2020 7/21/2020

### Deaths by Date of Death

Case Status ● Confirmed ● Probable



View Table

View Chart

Select Preparedness Region:

All

Select County:

All

Cases are shown by onset date or by lab specimen collection date if onset date was unavailable. Deaths are shown by date of death or date of last status update if date of death was unavailable. Tracking of probable cases and deaths did not begin until April 5, 2020, therefore these data are not displayed by date.

Notes: FCI indicates federal correctional institute. MDOC indicates Michigan Department of Corrections.

### Cumulative Confirmed Cases and Deaths among Confirmed Cases

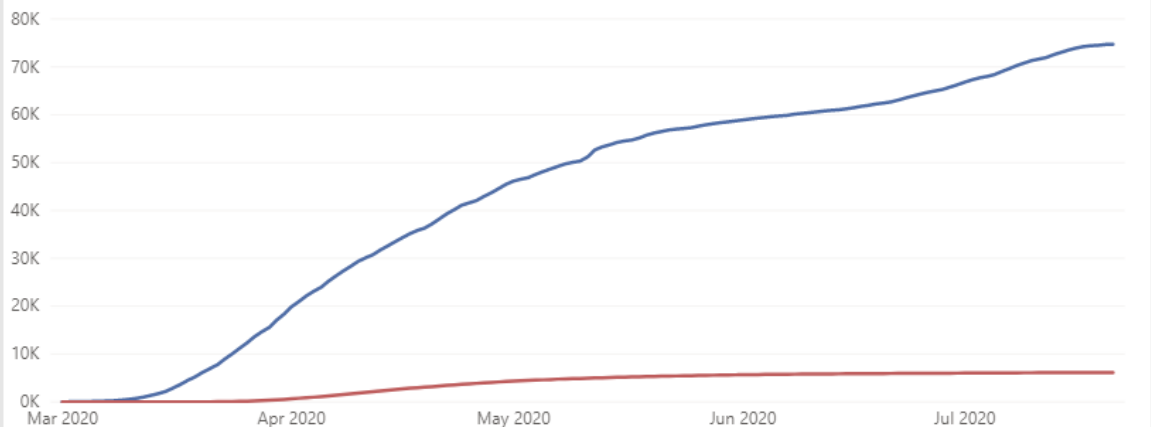
Cumulative cases represent the total number of people who had a positive diagnostic test for COVID-19. Cases are shown by the date of onset of symptoms. Cumulative Deaths represent the total number of people who had a confirmed COVID-19 infection and are classified as deceased by the case investigation, have COVID-19 indicated as a cause of death on their death certificate, or who die within 30 days of infection and their manner of death is listed as natural. Deaths are shown by date of death.

Filter By Date:

3/1/2020 7/21/2020

### Cumulative Confirmed Cases and Deaths among Confirmed Cases by Date

● Confirmed Cases ● Deaths

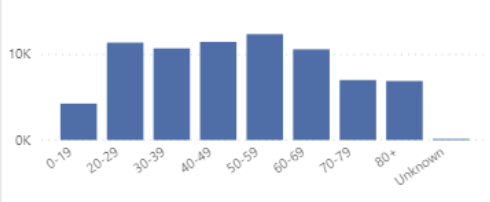


### Cases by Demographic Characteristics

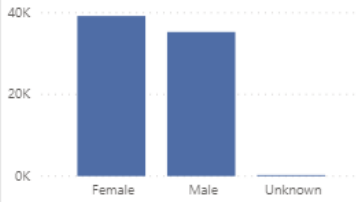
Data are suppressed when the number of cases is five or below to protect the confidentiality of individuals. The sum of the cases for individual categories may be fewer than the total number of cases due to data suppression. Rates are not calculated for multiple races, other, and unknown race categories due to the unavailability of an appropriate denominator.

Cases  Deaths
 Select case status:
 Confirmed  Probable
 Select Preparedness Region: All
 Select county: All

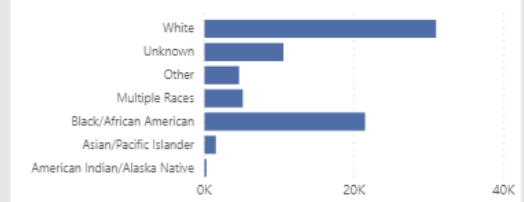
Cases by Age Group



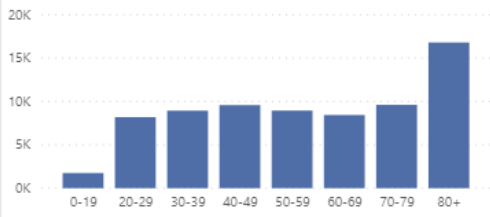
Cases by Sex



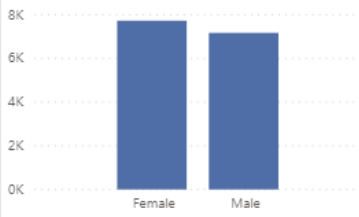
Cases by Race



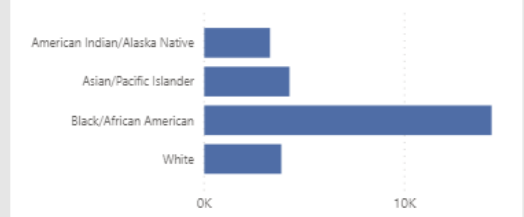
Cases per Million by Age Group



Cases per Million by Sex



Cases per Million by Race

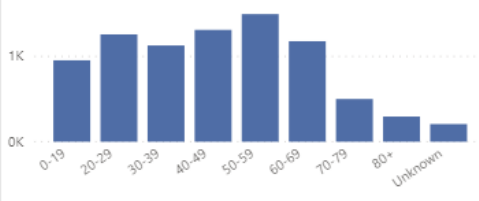


### Cases by Demographic Characteristics

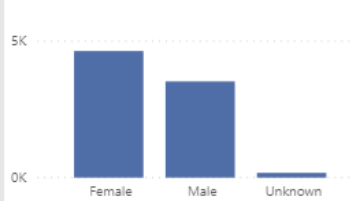
Data are suppressed when the number of cases is five or below to protect the confidentiality of individuals. The sum of the cases for individual categories may be fewer than the total number of cases due to data suppression. Rates are not calculated for multiple races, other, and unknown race categories due to the unavailability of an appropriate denominator.

Cases  Deaths
 Select case status:
 Confirmed  Probable
 Select Preparedness Region: All
 Select county: All

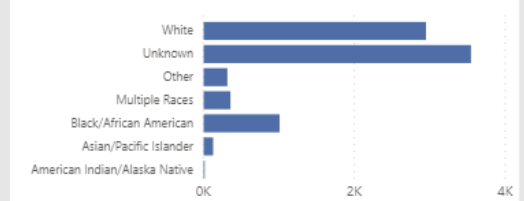
Cases by Age Group



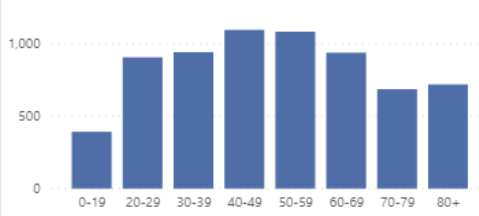
Cases by Sex



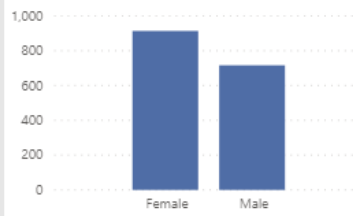
Cases by Race



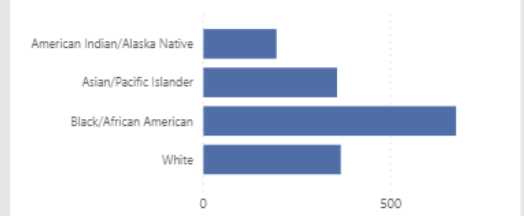
Cases per Million by Age Group



Cases per Million by Sex



Cases per Million by Race

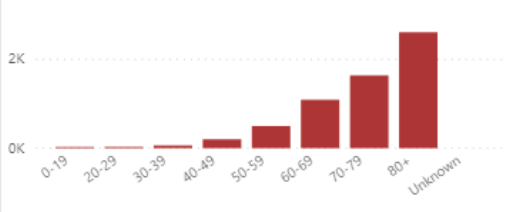


### Deaths by Demographic Characteristics

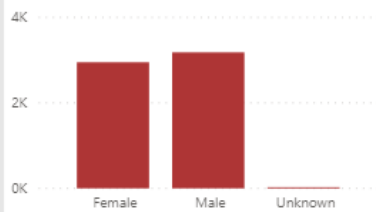
Data are suppressed when the number of deaths is five or below to protect the confidentiality of individuals. The sum of the deaths for individual categories may be fewer than the total number of deaths due to data suppression. Rates are not calculated for multiple races, other, and unknown race categories due to the unavailability of an appropriate denominator.

Select case status:  Confirmed  Probable
 Select Preparedness Region: 
 Select county:

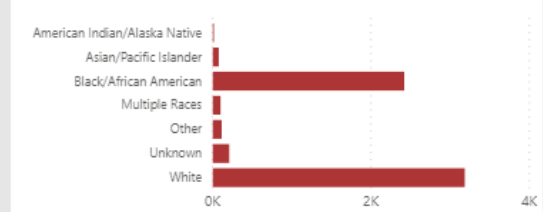
Deaths by Age Group



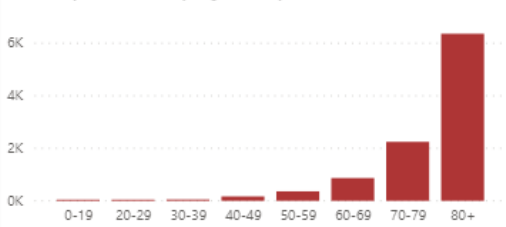
Deaths by Sex



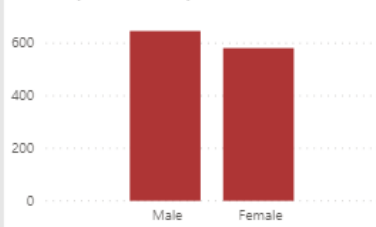
Deaths by Race



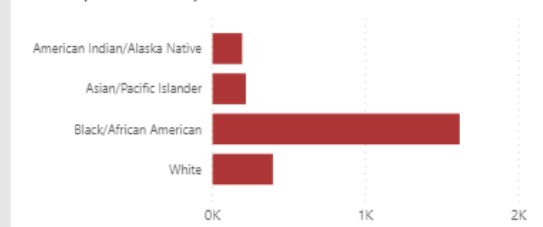
Deaths per Million by Age Group



Deaths per Million by Sex



Deaths per Million by Race

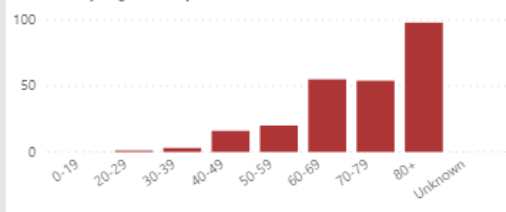


### Deaths by Demographic Characteristics

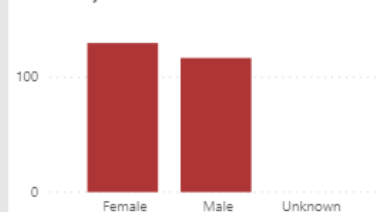
Data are suppressed when the number of deaths is five or below to protect the confidentiality of individuals. The sum of the deaths for individual categories may be fewer than the total number of deaths due to data suppression. Rates are not calculated for multiple races, other, and unknown race categories due to the unavailability of an appropriate denominator.

Select case status:  Confirmed  Probable
 Select Preparedness Region: 
 Select county:

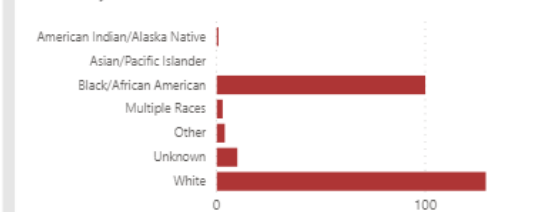
Deaths by Age Group



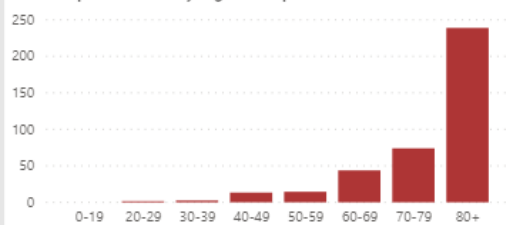
Deaths by Sex



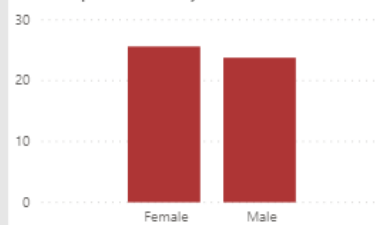
Deaths by Race



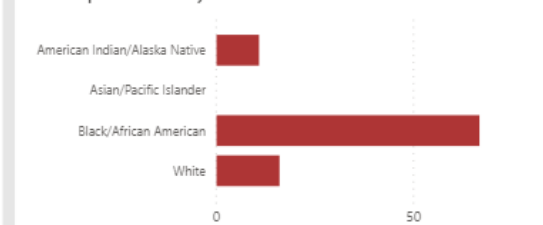
Deaths per Million by Age Group



Deaths per Million by Sex



Deaths per Million by Race





View Table

View Charts

Select Preparedness Region:

All

Select County:

All

Diagnostic tests are used to find current infection and look for genes or proteins from the severe acute respiratory syndrome coronavirus 2 (SARS-CoV-2), the virus that causes COVID-19. These tests, which are performed as nasal swabs, include: Nucleic acid amplification test/real-time polymerase chain reaction (NAAT/RT-PCR) test and rapid virus antigen detection point of care (POC) tests.

Serology tests are used to look for the possibility of previous infection. Serology tests look for antibodies to SARS-CoV-2 in the blood. There are currently two types of serology tests: the enzyme-linked immunosorbent assay (ELISA) test and the rapid antibody detection POC test. Serology tests do not diagnose disease and do not guarantee immunity, but might provide information about previous infection.

### Total Covid-19 Laboratory Tests

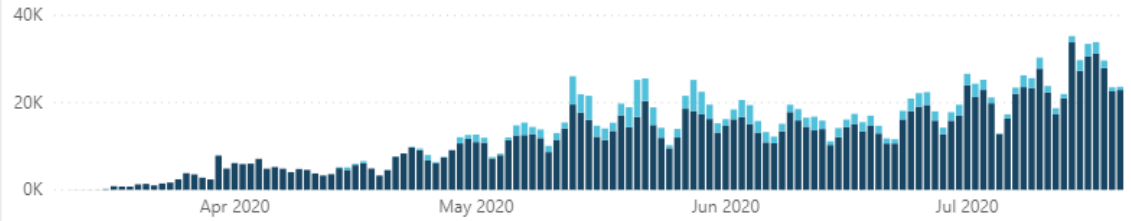
Total testing includes both diagnostic tests which are used to determine if an individual currently has COVID-19 and serology testing which is used to determine if a person has antibodies to Covid-19.

Filter by Date:

3/10/2020 7/20/2020

#### Total Laboratory Tests by Type and Date

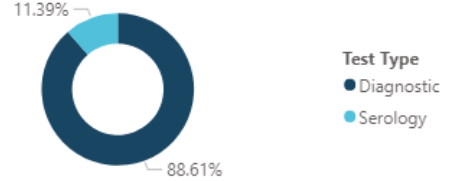
Test Type ● Diagnostic ● Serology



#### Total Tests Completed to Date

Test Type	Count	Tests per Million Residents
Diagnostic	1,550,697	155,137
Serology	199,230	19,932
Total	1,749,927	175,069

#### Percent of Tests Completed by Type



View Table

View Charts

Select Preparedness Region

All

Select County

All

Diagnostic tests are used to find current infection and look for genes or proteins from the severe acute respiratory syndrome coronavirus 2 (SARS-CoV-2), the virus that causes COVID-19. These tests, which are performed as nasal swabs, include: Nucleic acid amplification test/real-time polymerase chain reaction (NAAT/RT-PCR) test and rapid virus antigen detection point of care (POC) tests. Diagnostic tests do not include serology tests which look for antibodies to SARS-Cov-2 in the blood.

### Diagnostic Covid-19 Laboratory Tests

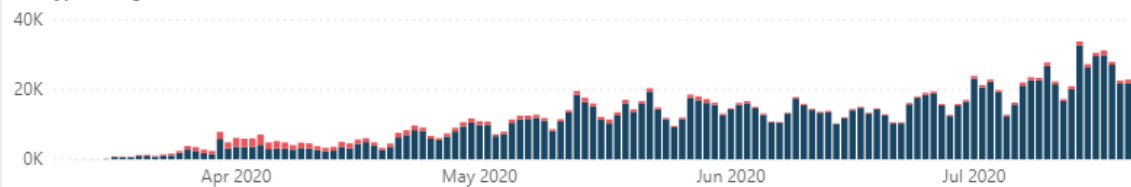
Diagnostic tests are used to determine if an individual is currently infected with Covid-19.

Filter by Date:

3/10/2020 7/20/2020

#### Total Laboratory Tests by Type and Date

Test Type ● Negative ● Positive



#### Percent of Diagnostic Tests That Were Positive



CURRENT STATUS	DAILY CASES	CUMULATIVE TRENDS	DEMOGRAPHICS	TOTAL TESTING	DIAGNOSTIC TESTING	LEARN MORE
----------------	-------------	-------------------	--------------	---------------	--------------------	------------

#### Where does the data come from?

The State of Michigan COVID-19 Dashboard displays the most recent provisional data reported to the Michigan Department of Health and Humans Services (MDHHS) about cases in Michigan by selected demographics and county of residence (City of Detroit and Wayne County are reported separately). Data are reported to MDHHS via the [Michigan Disease Surveillance System \(MDSS\)](#). Provisional Death data are provided by the MDHHS Division for [Vital Records & Health Statistics](#).

#### How does MDHHS classify confirmed and probable cases?

Confirmed cases only include individuals who have had a positive diagnostic laboratory test for COVID-19. Probable cases include individuals who have symptoms consistent with COVID-19 and an epidemiologic link to a confirmed case or a positive serology (antibody) test, but do not have a positive diagnostic laboratory test for COVID-19 and individuals with a positive serology (antibody) test for COVID-19 and an epidemiologic link to a confirmed case.

#### How does MDHHS classify confirmed and probable deaths?

Confirmed deaths include individuals who meet one or more of the following conditions: 1) Have been identified as a confirmed case and classified as deceased as a result of a case investigation in the Michigan Disease Surveillance System (MDSS). MDSS is the database used by state and local health department to monitor reportable diseases like COVID-19; 2) have been identified as a confirmed case in MDSS had have a death certificate with COVID-19 listed as a cause of death; 3) have been identified as a confirmed case in MDSS and die within 30 days of onset of COVID-19 infection and have a death certificate which classifies their manner death as 'natural'. Probable deaths include individuals who have COVID indicated as a cause of death on their death certificate but have not had a positive diagnostic laboratory test.

#### Why do the number of probable cases fluctuate?

The number of probable cases can change daily based on the investigation efforts of the health department. When a probable case is first reported, local and/or state health department staff investigate to determine if the person meets the case definition of probable. As additional information is gathered, the case could be re-classified to confirmed, remain as probable, or be determined as not a case.

#### Why do data in the demographics tab not sum to the total number of cases for a county or region?

Data are not shown whenever the number of cases for a particular demographic category is fewer than six to protect the confidentiality of individuals. Rates are not calculated for other, multiple, and unknown race because an appropriate population denominator is not available for these categories at the county level.

#### Where can I get more information about COVID-19?

Visit <https://www.michigan.gov/coronavirus> to find information on resources and assistance, answers to frequently asked questions, and the latest updates on Michigan's response to COVID-19. For COVID-19 updates from CDC visit <https://www.cdc.gov/coronavirus/2019-ncov>.

# Cumulative Total of Recovered COVID-19 Cases

Cumulative Total of Recovered COVID-19 Cases (as of 07/17/2020): **55,162**

Note on recovery: During this response, MDHHS is reviewing vital records statistics to identify any laboratory confirmed COVID-19 cases who are 30 days out from their onset of illness to represent recovery status. As the pandemic continues to impact Michigan, this pool will expand to include more cases. Recovered is defined as the number of persons with a confirmed COVID-19 diagnosis who are alive 30 days post-onset (or referral date if onset is not available). The number of persons recovered on July 17, 2020 represents COVID-19 confirmed individuals with an onset date on or prior to June 17, 2020. If an individual dies from a COVID-related cause >30 days from onset/referral, they are removed from the number of persons recovered. These numbers will be updated every Saturday.

Source: Michigan Disease Surveillance System and Vital Records

**CASES AND DEATHS BY COUNTY 2020-07-21**

Updated	COUNTY	ConfirmedCases	ConfirmedDeaths	ProbableCases	ProbableDeaths
2020/07/21 13:21:44	Alcona	23	1	4	0
2020/07/21 13:21:44	Alger	3	0	1	0
2020/07/21 13:21:44	Allegan	392	7	48	0
2020/07/21 13:21:44	Alpena	111	13	14	0
2020/07/21 13:21:44	Antrim	27	0	2	0
2020/07/21 13:21:44	Arenac	35	2	4	0
2020/07/21 13:21:44	Baraga	5	0		
2020/07/21 13:21:44	Barry	131	2	25	0
2020/07/21 13:21:44	Bay	436	31	48	0
2020/07/21 13:21:44	Benzie	20	1	4	0
2020/07/21 13:21:44	Berrien	978	61	171	0
2020/07/21 13:21:44	Branch	270	2	26	0
2020/07/21 13:21:44	Calhoun	588	38	82	1
2020/07/21 13:21:44	Cass	211	8	19	0
2020/07/21 13:21:44	Charlevoix	37	2	4	0
2020/07/21 13:21:44	Cheboygan	25	2	6	0
2020/07/21 13:21:44	Chippewa	21	0	4	0
2020/07/21 13:21:44	Clare	37	3	2	0
2020/07/21 13:21:44	Clinton	276	12	56	0
2020/07/21 13:21:44	Crawford	80	5	7	0
2020/07/21 13:21:44	Delta	41	3	11	0
2020/07/21 13:21:44	Dickinson	34	2	1	0
2020/07/21 13:21:44	Eaton	309	7	80	0
2020/07/21 13:21:44	Emmet	41	2	5	0
2020/07/21 13:21:44	Genesee	2501	268	653	25
2020/07/21 13:21:44	Gladwin	30	2		
2020/07/21 13:21:44	Gogebic	41	1	4	0
2020/07/21 13:21:44	Grand Traverse	124	5	10	0
2020/07/21 13:21:44	Gratiot	109	15	11	0
2020/07/21 13:21:44	Hillsdale	204	25	14	0
2020/07/21 13:21:44	Houghton	32	0	5	0
2020/07/21 13:21:44	Huron	89	3	14	0
2020/07/21 13:21:44	Ingham	1258	29	43	0
2020/07/21 13:21:44	Ionia	206	5	34	0
2020/07/21 13:21:44	Iosco	106	10	17	1
2020/07/21 13:21:44	Iron	10	1		
2020/07/21 13:21:44	Isabella	162	8	23	0
2020/07/21 13:21:44	Jackson	571	31	20	1
2020/07/21 13:21:44	Kalamazoo	1253	73	98	1
2020/07/21 13:21:44	Kalkaska	32	4	13	0
2020/07/21 13:21:44	Kent	5872	146	552	3
2020/07/21 13:21:44	Keweenaw	2	0		
2020/07/21 13:21:44	Lake	13	0	1	0
2020/07/21 13:21:44	Lapeer	280	31	61	1
2020/07/21 13:21:44	Leelanau	52	0	3	0
2020/07/21 13:21:44	Lenawee	290	11	38	0
2020/07/21 13:21:44	Livingston	547	27	129	1

2020/07/21 13:21:44	Luce	3	0		
2020/07/21 13:21:44	Mackinac	10	0		
2020/07/21 13:21:44	Macomb	8183	899	321	37
2020/07/21 13:21:44	Manistee	30	0	1	0
2020/07/21 13:21:44	Marquette	99	11	8	0
2020/07/21 13:21:44	Mason	82	0	10	0
2020/07/21 13:21:44	Mecosta	41	2	5	0
2020/07/21 13:21:44	Menominee	54	0	4	0
2020/07/21 13:21:44	Midland	175	9	61	0
2020/07/21 13:21:44	Missaukee	26	1	14	0
2020/07/21 13:21:44	Monroe	641	20	106	1
2020/07/21 13:21:44	Montcalm	141	1	16	0
2020/07/21 13:21:44	Montmorency	7	0		
2020/07/21 13:21:44	Muskegon	1009	55	37	0
2020/07/21 13:21:44	Newaygo	221	0	9	0
2020/07/21 13:21:44	Oakland	10313	1078	3179	41
2020/07/21 13:21:44	Oceana	425	5	17	0
2020/07/21 13:21:44	Ogemaw	35	2	12	0
2020/07/21 13:21:44	Ontonagon	1	0		
2020/07/21 13:21:44	Osceola	58	0	5	0
2020/07/21 13:21:44	Oscoda	17	1	6	0
2020/07/21 13:21:44	Otsego	110	10	18	0
2020/07/21 13:21:44	Ottawa	1414	48	97	5
2020/07/21 13:21:44	Presque Isle	13	0	1	0
2020/07/21 13:21:44	Roscommon	39	0	5	0
2020/07/21 13:21:44	Saginaw	1513	122	89	3
2020/07/21 13:21:44	Sanilac	70	5	11	1
2020/07/21 13:21:44	Schoolcraft	8	0		
2020/07/21 13:21:44	Shiawassee	271	27	25	1
2020/07/21 13:21:44	St Clair	559	52	102	1
2020/07/21 13:21:44	St Joseph	398	6	55	0
2020/07/21 13:21:44	Tuscola	240	27	14	0
2020/07/21 13:21:44	Van Buren	279	8	34	1
2020/07/21 13:21:44	Washtenaw	1860	110	279	0
2020/07/21 13:21:44	Wayne	11766	1192	535	36
2020/07/21 13:21:44	Wexford	44	4	9	0
2020/07/21 13:21:44	MDOC	4117	68	13	0
2020/07/21 13:21:44	FCI	184	5	4	0
2020/07/21 13:21:44	Out-of-State	81	0		
2020/07/21 13:21:44	Unknown	6	0	23	0
2020/07/21 13:21:44	Detroit City	12267	1468	842	86

**CASES BY DEMOGRAPHICS STATWIDE 2020-07-21**

CASE_STATUS	AgeCat	RaceCat	SEX	Cases	Deaths
Confirmed	0-19	American Indian/Alaska Native	Female	15	0
Confirmed	20-29	American Indian/Alaska Native	Female	28	0
Confirmed	30-39	American Indian/Alaska Native	Female	18	0
Confirmed	40-49	American Indian/Alaska Native	Female	31	0
Confirmed	50-59	American Indian/Alaska Native	Female	35	0
Confirmed	60-69	American Indian/Alaska Native	Female	17	Suppressed
Confirmed	70-79	American Indian/Alaska Native	Female	13	Suppressed
Confirmed	80+	American Indian/Alaska Native	Female	Suppressed	Suppressed
Confirmed	Unknown	American Indian/Alaska Native	Female	0	0
Confirmed	0-19	Asian/Pacific Islander	Female	42	0
Confirmed	20-29	Asian/Pacific Islander	Female	122	0
Confirmed	30-39	Asian/Pacific Islander	Female	166	0
Confirmed	40-49	Asian/Pacific Islander	Female	157	0
Confirmed	50-59	Asian/Pacific Islander	Female	137	Suppressed
Confirmed	60-69	Asian/Pacific Islander	Female	88	Suppressed
Confirmed	70-79	Asian/Pacific Islander	Female	42	10
Confirmed	80+	Asian/Pacific Islander	Female	50	22
Confirmed	Unknown	Asian/Pacific Islander	Female	0	0
Confirmed	0-19	Black/African American	Female	441	Suppressed
Confirmed	20-29	Black/African American	Female	1638	Suppressed
Confirmed	30-39	Black/African American	Female	1732	9
Confirmed	40-49	Black/African American	Female	1904	52
Confirmed	50-59	Black/African American	Female	1864	103
Confirmed	60-69	Black/African American	Female	1745	219
Confirmed	70-79	Black/African American	Female	1206	301
Confirmed	80+	Black/African American	Female	973	406
Confirmed	Unknown	Black/African American	Female	0	0
Confirmed	0-19	Multiple Races	Female	144	0
Confirmed	20-29	Multiple Races	Female	504	Suppressed
Confirmed	30-39	Multiple Races	Female	455	0
Confirmed	40-49	Multiple Races	Female	567	Suppressed
Confirmed	50-59	Multiple Races	Female	583	Suppressed
Confirmed	60-69	Multiple Races	Female	362	Suppressed
Confirmed	70-79	Multiple Races	Female	166	11
Confirmed	80+	Multiple Races	Female	176	21
Confirmed	Unknown	Multiple Races	Female	Suppressed	0
Confirmed	0-19	Other	Female	301	0
Confirmed	20-29	Other	Female	503	0
Confirmed	30-39	Other	Female	414	Suppressed
Confirmed	40-49	Other	Female	414	Suppressed
Confirmed	50-59	Other	Female	277	Suppressed
Confirmed	60-69	Other	Female	179	13
Confirmed	70-79	Other	Female	94	14
Confirmed	80+	Other	Female	92	19
Confirmed	Unknown	Other	Female	0	0
Confirmed	0-19	Unknown	Female	333	0
Confirmed	20-29	Unknown	Female	803	0

Confirmed	30-39	Unknown	Female	744	0
Confirmed	40-49	Unknown	Female	865	Suppressed
Confirmed	50-59	Unknown	Female	877	6
Confirmed	60-69	Unknown	Female	702	16
Confirmed	70-79	Unknown	Female	433	27
Confirmed	80+	Unknown	Female	491	48
Confirmed	Unknown	Unknown	Female	Suppressed	0
Confirmed	0-19	White	Female	875	0
Confirmed	20-29	White	Female	2684	Suppressed
Confirmed	30-39	White	Female	1995	9
Confirmed	40-49	White	Female	2040	19
Confirmed	50-59	White	Female	2395	63
Confirmed	60-69	White	Female	2006	157
Confirmed	70-79	White	Female	1568	351
Confirmed	80+	White	Female	2689	1005
Confirmed	Unknown	White	Female	7	0
Confirmed	0-19	American Indian/Alaska Native	Male	Suppressed	0
Confirmed	20-29	American Indian/Alaska Native	Male	15	0
Confirmed	30-39	American Indian/Alaska Native	Male	24	0
Confirmed	40-49	American Indian/Alaska Native	Male	29	0
Confirmed	50-59	American Indian/Alaska Native	Male	29	Suppressed
Confirmed	60-69	American Indian/Alaska Native	Male	22	Suppressed
Confirmed	70-79	American Indian/Alaska Native	Male	14	6
Confirmed	80+	American Indian/Alaska Native	Male	Suppressed	Suppressed
Confirmed	Unknown	American Indian/Alaska Native	Male	0	0
Confirmed	0-19	Asian/Pacific Islander	Male	45	0
Confirmed	20-29	Asian/Pacific Islander	Male	138	0
Confirmed	30-39	Asian/Pacific Islander	Male	151	0
Confirmed	40-49	Asian/Pacific Islander	Male	137	Suppressed
Confirmed	50-59	Asian/Pacific Islander	Male	118	Suppressed
Confirmed	60-69	Asian/Pacific Islander	Male	85	11
Confirmed	70-79	Asian/Pacific Islander	Male	40	11
Confirmed	80+	Asian/Pacific Islander	Male	32	16
Confirmed	Unknown	Asian/Pacific Islander	Male	0	0
Confirmed	0-19	Black/African American	Male	375	Suppressed
Confirmed	20-29	Black/African American	Male	1149	8
Confirmed	30-39	Black/African American	Male	1349	27
Confirmed	40-49	Black/African American	Male	1564	68
Confirmed	50-59	Black/African American	Male	1886	185
Confirmed	60-69	Black/African American	Male	1862	331
Confirmed	70-79	Black/African American	Male	1216	403
Confirmed	80+	Black/African American	Male	574	299
Confirmed	Unknown	Black/African American	Male	Suppressed	0
Confirmed	0-19	Multiple Races	Male	139	0
Confirmed	20-29	Multiple Races	Male	352	Suppressed
Confirmed	30-39	Multiple Races	Male	341	0
Confirmed	40-49	Multiple Races	Male	398	Suppressed
Confirmed	50-59	Multiple Races	Male	419	Suppressed
Confirmed	60-69	Multiple Races	Male	300	20
Confirmed	70-79	Multiple Races	Male	163	14

Confirmed	80+	Multiple Races	Male	73	16
Confirmed	Unknown	Multiple Races	Male	0	0
Confirmed	0-19	Other	Male	327	0
Confirmed	20-29	Other	Male	489	Suppressed
Confirmed	30-39	Other	Male	474	Suppressed
Confirmed	40-49	Other	Male	424	Suppressed
Confirmed	50-59	Other	Male	313	6
Confirmed	60-69	Other	Male	199	22
Confirmed	70-79	Other	Male	106	17
Confirmed	80+	Other	Male	44	11
Confirmed	Unknown	Other	Male	0	0
Confirmed	0-19	Unknown	Male	380	0
Confirmed	20-29	Unknown	Male	815	Suppressed
Confirmed	30-39	Unknown	Male	815	Suppressed
Confirmed	40-49	Unknown	Male	884	10
Confirmed	50-59	Unknown	Male	945	8
Confirmed	60-69	Unknown	Male	725	21
Confirmed	70-79	Unknown	Male	364	26
Confirmed	80+	Unknown	Male	245	42
Confirmed	Unknown	Unknown	Male	9	0
Confirmed	0-19	White	Male	814	0
Confirmed	20-29	White	Male	2113	Suppressed
Confirmed	30-39	White	Male	2002	11
Confirmed	40-49	White	Male	2018	35
Confirmed	50-59	White	Male	2457	110
Confirmed	60-69	White	Male	2287	267
Confirmed	70-79	White	Male	1571	446
Confirmed	80+	White	Male	1424	703
Confirmed	Unknown	White	Male	Suppressed	0
Confirmed	0-19	American Indian/Alaska Native	Unknown	0	0
Confirmed	20-29	American Indian/Alaska Native	Unknown	0	0
Confirmed	30-39	American Indian/Alaska Native	Unknown	0	0
Confirmed	40-49	American Indian/Alaska Native	Unknown	0	0
Confirmed	50-59	American Indian/Alaska Native	Unknown	0	0
Confirmed	60-69	American Indian/Alaska Native	Unknown	0	0
Confirmed	70-79	American Indian/Alaska Native	Unknown	0	0
Confirmed	80+	American Indian/Alaska Native	Unknown	0	0
Confirmed	Unknown	American Indian/Alaska Native	Unknown	0	0
Confirmed	0-19	Asian/Pacific Islander	Unknown	0	0
Confirmed	20-29	Asian/Pacific Islander	Unknown	0	0
Confirmed	30-39	Asian/Pacific Islander	Unknown	Suppressed	0
Confirmed	40-49	Asian/Pacific Islander	Unknown	0	0
Confirmed	50-59	Asian/Pacific Islander	Unknown	0	0
Confirmed	60-69	Asian/Pacific Islander	Unknown	0	0
Confirmed	70-79	Asian/Pacific Islander	Unknown	0	0
Confirmed	80+	Asian/Pacific Islander	Unknown	0	0
Confirmed	Unknown	Asian/Pacific Islander	Unknown	0	0
Confirmed	0-19	Black/African American	Unknown	Suppressed	0
Confirmed	20-29	Black/African American	Unknown	Suppressed	0
Confirmed	30-39	Black/African American	Unknown	Suppressed	0

Confirmed	40-49	Black/African American	Unknown	Suppressed	0
Confirmed	50-59	Black/African American	Unknown	Suppressed	0
Confirmed	60-69	Black/African American	Unknown	Suppressed	0
Confirmed	70-79	Black/African American	Unknown	Suppressed	0
Confirmed	80+	Black/African American	Unknown	Suppressed	0
Confirmed	Unknown	Black/African American	Unknown	Suppressed	0
Confirmed	0-19	Multiple Races	Unknown	Suppressed	0
Confirmed	20-29	Multiple Races	Unknown	Suppressed	0
Confirmed	30-39	Multiple Races	Unknown	Suppressed	0
Confirmed	40-49	Multiple Races	Unknown	0	0
Confirmed	50-59	Multiple Races	Unknown	Suppressed	0
Confirmed	60-69	Multiple Races	Unknown	Suppressed	0
Confirmed	70-79	Multiple Races	Unknown	Suppressed	0
Confirmed	80+	Multiple Races	Unknown	0	0
Confirmed	Unknown	Multiple Races	Unknown	0	0
Confirmed	0-19	Other	Unknown	Suppressed	0
Confirmed	20-29	Other	Unknown	0	0
Confirmed	30-39	Other	Unknown	Suppressed	0
Confirmed	40-49	Other	Unknown	Suppressed	0
Confirmed	50-59	Other	Unknown	Suppressed	0
Confirmed	60-69	Other	Unknown	0	0
Confirmed	70-79	Other	Unknown	0	0
Confirmed	80+	Other	Unknown	0	0
Confirmed	Unknown	Other	Unknown	Suppressed	0
Confirmed	0-19	Unknown	Unknown	11	0
Confirmed	20-29	Unknown	Unknown	20	0
Confirmed	30-39	Unknown	Unknown	19	0
Confirmed	40-49	Unknown	Unknown	26	Suppressed
Confirmed	50-59	Unknown	Unknown	25	0
Confirmed	60-69	Unknown	Unknown	13	0
Confirmed	70-79	Unknown	Unknown	8	0
Confirmed	80+	Unknown	Unknown	18	0
Confirmed	Unknown	Unknown	Unknown	6	0
Confirmed	0-19	White	Unknown	Suppressed	0
Confirmed	20-29	White	Unknown	Suppressed	0
Confirmed	30-39	White	Unknown	Suppressed	0
Confirmed	40-49	White	Unknown	Suppressed	0
Confirmed	50-59	White	Unknown	Suppressed	0
Confirmed	60-69	White	Unknown	6	0
Confirmed	70-79	White	Unknown	Suppressed	0
Confirmed	80+	White	Unknown	Suppressed	0
Confirmed	Unknown	White	Unknown	0	0
Probable	0-19	American Indian/Alaska Native	Female	Suppressed	0
Probable	20-29	American Indian/Alaska Native	Female	Suppressed	0
Probable	30-39	American Indian/Alaska Native	Female	Suppressed	0
Probable	40-49	American Indian/Alaska Native	Female	Suppressed	0
Probable	50-59	American Indian/Alaska Native	Female	Suppressed	0
Probable	60-69	American Indian/Alaska Native	Female	Suppressed	0
Probable	70-79	American Indian/Alaska Native	Female	Suppressed	0
Probable	80+	American Indian/Alaska Native	Female	0	0



Probable	Unknown	American Indian/Alaska Native	Female	0	0
Probable	0-19	Asian/Pacific Islander	Female	14	0
Probable	20-29	Asian/Pacific Islander	Female	18	0
Probable	30-39	Asian/Pacific Islander	Female	17	0
Probable	40-49	Asian/Pacific Islander	Female	6	0
Probable	50-59	Asian/Pacific Islander	Female	11	0
Probable	60-69	Asian/Pacific Islander	Female	Suppressed	0
Probable	70-79	Asian/Pacific Islander	Female	Suppressed	0
Probable	80+	Asian/Pacific Islander	Female	0	0
Probable	Unknown	Asian/Pacific Islander	Female	Suppressed	0
Probable	0-19	Black/African American	Female	46	0
Probable	20-29	Black/African American	Female	106	0
Probable	30-39	Black/African American	Female	83	0
Probable	40-49	Black/African American	Female	111	Suppressed
Probable	50-59	Black/African American	Female	111	Suppressed
Probable	60-69	Black/African American	Female	102	11
Probable	70-79	Black/African American	Female	39	8
Probable	80+	Black/African American	Female	26	18
Probable	Unknown	Black/African American	Female	Suppressed	0
Probable	0-19	Multiple Races	Female	16	0
Probable	20-29	Multiple Races	Female	34	0
Probable	30-39	Multiple Races	Female	16	0
Probable	40-49	Multiple Races	Female	42	0
Probable	50-59	Multiple Races	Female	45	0
Probable	60-69	Multiple Races	Female	29	0
Probable	70-79	Multiple Races	Female	9	0
Probable	80+	Multiple Races	Female	Suppressed	Suppressed
Probable	Unknown	Multiple Races	Female	0	0
Probable	0-19	Other	Female	41	0
Probable	20-29	Other	Female	27	0
Probable	30-39	Other	Female	29	0
Probable	40-49	Other	Female	26	0
Probable	50-59	Other	Female	18	Suppressed
Probable	60-69	Other	Female	13	Suppressed
Probable	70-79	Other	Female	7	0
Probable	80+	Other	Female	Suppressed	0
Probable	Unknown	Other	Female	Suppressed	0
Probable	0-19	Unknown	Female	131	0
Probable	20-29	Unknown	Female	281	0
Probable	30-39	Unknown	Female	260	0
Probable	40-49	Unknown	Female	358	0
Probable	50-59	Unknown	Female	375	0
Probable	60-69	Unknown	Female	321	Suppressed
Probable	70-79	Unknown	Female	128	0
Probable	80+	Unknown	Female	67	Suppressed
Probable	Unknown	Unknown	Female	23	0
Probable	0-19	White	Female	204	0
Probable	20-29	White	Female	257	0
Probable	30-39	White	Female	202	0
Probable	40-49	White	Female	236	Suppressed

Probable	50-59	White	Female	308	Suppressed
Probable	60-69	White	Female	206	15
Probable	70-79	White	Female	107	16
Probable	80+	White	Female	83	39
Probable	Unknown	White	Female	17	0
Probable	0-19	American Indian/Alaska Native	Male	0	0
Probable	20-29	American Indian/Alaska Native	Male	Suppressed	0
Probable	30-39	American Indian/Alaska Native	Male	0	0
Probable	40-49	American Indian/Alaska Native	Male	Suppressed	0
Probable	50-59	American Indian/Alaska Native	Male	Suppressed	0
Probable	60-69	American Indian/Alaska Native	Male	Suppressed	0
Probable	70-79	American Indian/Alaska Native	Male	0	0
Probable	80+	American Indian/Alaska Native	Male	Suppressed	Suppressed
Probable	Unknown	American Indian/Alaska Native	Male	0	0
Probable	0-19	Asian/Pacific Islander	Male	14	0
Probable	20-29	Asian/Pacific Islander	Male	13	0
Probable	30-39	Asian/Pacific Islander	Male	15	0
Probable	40-49	Asian/Pacific Islander	Male	Suppressed	0
Probable	50-59	Asian/Pacific Islander	Male	7	0
Probable	60-69	Asian/Pacific Islander	Male	Suppressed	0
Probable	70-79	Asian/Pacific Islander	Male	Suppressed	0
Probable	80+	Asian/Pacific Islander	Male	0	0
Probable	Unknown	Asian/Pacific Islander	Male	0	0
Probable	0-19	Black/African American	Male	45	0
Probable	20-29	Black/African American	Male	50	0
Probable	30-39	Black/African American	Male	42	0
Probable	40-49	Black/African American	Male	49	7
Probable	50-59	Black/African American	Male	75	6
Probable	60-69	Black/African American	Male	69	13
Probable	70-79	Black/African American	Male	39	20
Probable	80+	Black/African American	Male	11	9
Probable	Unknown	Black/African American	Male	Suppressed	0
Probable	0-19	Multiple Races	Male	25	0
Probable	20-29	Multiple Races	Male	22	0
Probable	30-39	Multiple Races	Male	26	0
Probable	40-49	Multiple Races	Male	31	0
Probable	50-59	Multiple Races	Male	24	0
Probable	60-69	Multiple Races	Male	17	0
Probable	70-79	Multiple Races	Male	9	0
Probable	80+	Multiple Races	Male	Suppressed	Suppressed
Probable	Unknown	Multiple Races	Male	Suppressed	0
Probable	0-19	Other	Male	37	0
Probable	20-29	Other	Male	37	0
Probable	30-39	Other	Male	21	0
Probable	40-49	Other	Male	20	0
Probable	50-59	Other	Male	14	0
Probable	60-69	Other	Male	13	Suppressed
Probable	70-79	Other	Male	6	Suppressed
Probable	80+	Other	Male	Suppressed	0
Probable	Unknown	Other	Male	Suppressed	0

Probable	0-19	Unknown	Male	135	0
Probable	20-29	Unknown	Male	204	0
Probable	30-39	Unknown	Male	230	Suppressed
Probable	40-49	Unknown	Male	244	Suppressed
Probable	50-59	Unknown	Male	269	0
Probable	60-69	Unknown	Male	218	Suppressed
Probable	70-79	Unknown	Male	83	Suppressed
Probable	80+	Unknown	Male	43	Suppressed
Probable	Unknown	Unknown	Male	17	0
Probable	0-19	White	Male	240	0
Probable	20-29	White	Male	199	Suppressed
Probable	30-39	White	Male	180	Suppressed
Probable	40-49	White	Male	172	Suppressed
Probable	50-59	White	Male	228	Suppressed
Probable	60-69	White	Male	172	11
Probable	70-79	White	Male	69	8
Probable	80+	White	Male	54	24
Probable	Unknown	White	Male	8	0
Probable	0-19	American Indian/Alaska Native	Unknown	0	0
Probable	20-29	American Indian/Alaska Native	Unknown	0	0
Probable	30-39	American Indian/Alaska Native	Unknown	0	0
Probable	40-49	American Indian/Alaska Native	Unknown	0	0
Probable	50-59	American Indian/Alaska Native	Unknown	0	0
Probable	60-69	American Indian/Alaska Native	Unknown	0	0
Probable	70-79	American Indian/Alaska Native	Unknown	0	0
Probable	80+	American Indian/Alaska Native	Unknown	0	0
Probable	Unknown	American Indian/Alaska Native	Unknown	0	0
Probable	0-19	Asian/Pacific Islander	Unknown	0	0
Probable	20-29	Asian/Pacific Islander	Unknown	0	0
Probable	30-39	Asian/Pacific Islander	Unknown	0	0
Probable	40-49	Asian/Pacific Islander	Unknown	0	0
Probable	50-59	Asian/Pacific Islander	Unknown	0	0
Probable	60-69	Asian/Pacific Islander	Unknown	0	0
Probable	70-79	Asian/Pacific Islander	Unknown	0	0
Probable	80+	Asian/Pacific Islander	Unknown	0	0
Probable	Unknown	Asian/Pacific Islander	Unknown	0	0
Probable	0-19	Black/African American	Unknown	0	0
Probable	20-29	Black/African American	Unknown	0	0
Probable	30-39	Black/African American	Unknown	0	0
Probable	40-49	Black/African American	Unknown	0	0
Probable	50-59	Black/African American	Unknown	0	0
Probable	60-69	Black/African American	Unknown	0	0
Probable	70-79	Black/African American	Unknown	0	0
Probable	80+	Black/African American	Unknown	0	0
Probable	Unknown	Black/African American	Unknown	0	0
Probable	0-19	Multiple Races	Unknown	Suppressed	0
Probable	20-29	Multiple Races	Unknown	Suppressed	0
Probable	30-39	Multiple Races	Unknown	Suppressed	0
Probable	40-49	Multiple Races	Unknown	0	0
Probable	50-59	Multiple Races	Unknown	Suppressed	0

Probable	60-69	Multiple Races	Unknown	Suppressed	0
Probable	70-79	Multiple Races	Unknown	0	0
Probable	80+	Multiple Races	Unknown	0	0
Probable	Unknown	Multiple Races	Unknown	0	0
Probable	0-19	Other	Unknown	0	0
Probable	20-29	Other	Unknown	0	0
Probable	30-39	Other	Unknown	0	0
Probable	40-49	Other	Unknown	0	0
Probable	50-59	Other	Unknown	0	0
Probable	60-69	Other	Unknown	0	0
Probable	70-79	Other	Unknown	0	0
Probable	80+	Other	Unknown	0	0
Probable	Unknown	Other	Unknown	0	0
Probable	0-19	Unknown	Unknown	Suppressed	0
Probable	20-29	Unknown	Unknown	Suppressed	0
Probable	30-39	Unknown	Unknown	6	0
Probable	40-49	Unknown	Unknown	6	0
Probable	50-59	Unknown	Unknown	Suppressed	0
Probable	60-69	Unknown	Unknown	9	0
Probable	70-79	Unknown	Unknown	Suppressed	0
Probable	80+	Unknown	Unknown	Suppressed	0
Probable	Unknown	Unknown	Unknown	124	0
Probable	0-19	White	Unknown	Suppressed	0
Probable	20-29	White	Unknown	Suppressed	0
Probable	30-39	White	Unknown	0	0
Probable	40-49	White	Unknown	Suppressed	0
Probable	50-59	White	Unknown	Suppressed	0
Probable	60-69	White	Unknown	0	0
Probable	70-79	White	Unknown	0	0
Probable	80+	White	Unknown	0	0
Probable	Unknown	White	Unknown	0	0

**COVID-19 TEST SBY COUNTY 2020-07-21**

Updated	COUNTY	TestType	Count	RatePerMillion
2020/07/21 13:21:47	Alcona	Diagnostic	922	88979
2020/07/21 13:21:47	Alcona	Serology	34	3281
2020/07/21 13:21:47	Alcona	Total	956	92260
2020/07/21 13:21:47	Alger	Diagnostic	399	43861
2020/07/21 13:21:47	Alger	Serology	54	5936
2020/07/21 13:21:47	Alger	Total	453	49797
2020/07/21 13:21:47	Allegan	Serology	508	4330
2020/07/21 13:21:47	Allegan	Diagnostic	13488	114961
2020/07/21 13:21:47	Allegan	Total	13996	119291
2020/07/21 13:21:47	Alpena	Serology	98	3456
2020/07/21 13:21:47	Alpena	Diagnostic	1382	48731
2020/07/21 13:21:47	Alpena	Total	1480	52186
2020/07/21 13:21:47	Antrim	Diagnostic	1628	69677
2020/07/21 13:21:47	Antrim	Serology	64	2739
2020/07/21 13:21:47	Antrim	Total	1692	72416
2020/07/21 13:21:47	Arenac	Serology	96	6383
2020/07/21 13:21:47	Arenac	Diagnostic	1820	121003
2020/07/21 13:21:47	Arenac	Total	1916	127385
2020/07/21 13:21:47	Baraga	Diagnostic	1043	125361
2020/07/21 13:21:47	Baraga	Serology	15	1803
2020/07/21 13:21:47	Baraga	Total	1058	127163
2020/07/21 13:21:47	Barry	Diagnostic	6432	105172
2020/07/21 13:21:47	Barry	Serology	383	6263
2020/07/21 13:21:47	Barry	Total	6815	111435
2020/07/21 13:21:47	Bay	Serology	739	7111
2020/07/21 13:21:47	Bay	Diagnostic	12651	121734
2020/07/21 13:21:47	Bay	Total	13390	128845
2020/07/21 13:21:47	Benzie	Diagnostic	1444	81338
2020/07/21 13:21:47	Benzie	Serology	34	1915
2020/07/21 13:21:47	Benzie	Total	1478	83254
2020/07/21 13:21:47	Berrien	Diagnostic	28748	186505
2020/07/21 13:21:47	Berrien	Serology	1356	8797
2020/07/21 13:21:47	Berrien	Total	30104	195302
2020/07/21 13:21:47	Branch	Diagnostic	3227	73976
2020/07/21 13:21:47	Branch	Serology	113	2590
2020/07/21 13:21:47	Branch	Total	3340	76567
2020/07/21 13:21:47	Calhoun	Diagnostic	18992	141218
2020/07/21 13:21:47	Calhoun	Serology	513	3814
2020/07/21 13:21:47	Calhoun	Total	19505	145033
2020/07/21 13:21:47	Cass	Diagnostic	4128	79918
2020/07/21 13:21:47	Cass	Serology	157	3040
2020/07/21 13:21:47	Cass	Total	4285	82957
2020/07/21 13:21:47	Charlevoix	Diagnostic	2436	92821
2020/07/21 13:21:47	Charlevoix	Serology	283	10783
2020/07/21 13:21:47	Charlevoix	Total	2719	103605
2020/07/21 13:21:47	Cheboygan	Serology	136	5352
2020/07/21 13:21:47	Cheboygan	Diagnostic	1486	58474

2020/07/21 13:21:47	Cheboygan	Total	1622	63826
2020/07/21 13:21:47	Chippewa	Diagnostic	1796	47872
2020/07/21 13:21:47	Chippewa	Serology	63	1679
2020/07/21 13:21:47	Chippewa	Total	1859	49551
2020/07/21 13:21:47	Clare	Diagnostic	2264	73609
2020/07/21 13:21:47	Clare	Serology	152	4942
2020/07/21 13:21:47	Clare	Total	2416	78551
2020/07/21 13:21:47	Clinton	Serology	1978	24933
2020/07/21 13:21:47	Clinton	Diagnostic	9038	113926
2020/07/21 13:21:47	Clinton	Total	11016	138859
2020/07/21 13:21:47	Correctional	Diagnostic	54416	
2020/07/21 13:21:47	Correctional	Serology	7798	
2020/07/21 13:21:47	Correctional	Total	62214	
2020/07/21 13:21:47	Crawford	Diagnostic	991	71290
2020/07/21 13:21:47	Crawford	Serology	43	3093
2020/07/21 13:21:47	Crawford	Total	1034	74383
2020/07/21 13:21:47	Delta	Diagnostic	3185	88825
2020/07/21 13:21:47	Delta	Serology	178	4964
2020/07/21 13:21:47	Delta	Total	3363	93789
2020/07/21 13:21:47	Detroit City	Diagnostic	145950	224606
2020/07/21 13:21:47	Detroit City	Serology	9688	14909
2020/07/21 13:21:47	Detroit City	Total	155638	239515
2020/07/21 13:21:47	Dickinson	Diagnostic	1533	60395
2020/07/21 13:21:47	Dickinson	Serology	57	2246
2020/07/21 13:21:47	Dickinson	Total	1590	62640
2020/07/21 13:21:47	Eaton	Diagnostic	18043	164287
2020/07/21 13:21:47	Eaton	Serology	3038	27662
2020/07/21 13:21:47	Eaton	Total	21081	191949
2020/07/21 13:21:47	Emmet	Serology	666	19995
2020/07/21 13:21:47	Emmet	Diagnostic	2905	87216
2020/07/21 13:21:47	Emmet	Total	3571	107211
2020/07/21 13:21:47	Genesee	Diagnostic	40894	100503
2020/07/21 13:21:47	Genesee	Serology	8051	19787
2020/07/21 13:21:47	Genesee	Total	48945	120290
2020/07/21 13:21:47	Gladwin	Diagnostic	2480	97881
2020/07/21 13:21:47	Gladwin	Serology	95	3749
2020/07/21 13:21:47	Gladwin	Total	2575	101630
2020/07/21 13:21:47	Gogebic	Diagnostic	2080	137785
2020/07/21 13:21:47	Gogebic	Serology	26	1722
2020/07/21 13:21:47	Gogebic	Total	2106	139507
2020/07/21 13:21:47	Grand Traverse	Serology	321	3468
2020/07/21 13:21:47	Grand Traverse	Diagnostic	8961	96799
2020/07/21 13:21:47	Grand Traverse	Total	9282	100267
2020/07/21 13:21:47	Gratiot	Diagnostic	5056	124535
2020/07/21 13:21:47	Gratiot	Serology	273	6724
2020/07/21 13:21:47	Gratiot	Total	5329	131259
2020/07/21 13:21:47	Hillsdale	Diagnostic	4453	97335
2020/07/21 13:21:47	Hillsdale	Serology	166	3628
2020/07/21 13:21:47	Hillsdale	Total	4619	100964
2020/07/21 13:21:47	Houghton	Diagnostic	2367	65352

2020/07/21 13:21:47	Houghton	Serology	60	1657
2020/07/21 13:21:47	Houghton	Total	2427	67009
2020/07/21 13:21:47	Huron	Diagnostic	3425	109895
2020/07/21 13:21:47	Huron	Serology	176	5647
2020/07/21 13:21:47	Huron	Total	3601	115543
2020/07/21 13:21:47	Ingham	Serology	9766	33361
2020/07/21 13:21:47	Ingham	Diagnostic	50093	171121
2020/07/21 13:21:47	Ingham	Total	59859	204482
2020/07/21 13:21:47	Ionia	Serology	774	12054
2020/07/21 13:21:47	Ionia	Diagnostic	8400	130821
2020/07/21 13:21:47	Ionia	Total	9174	142875
2020/07/21 13:21:47	Iosco	Diagnostic	3551	141581
2020/07/21 13:21:47	Iosco	Serology	85	3389
2020/07/21 13:21:47	Iosco	Total	3636	144970
2020/07/21 13:21:47	Iron	Diagnostic	1057	95080
2020/07/21 13:21:47	Iron	Serology	10	900
2020/07/21 13:21:47	Iron	Total	1067	95979
2020/07/21 13:21:47	Isabella	Serology	352	4989
2020/07/21 13:21:47	Isabella	Diagnostic	4596	65134
2020/07/21 13:21:47	Isabella	Total	4948	70123
2020/07/21 13:21:47	Jackson	Diagnostic	24350	153315
2020/07/21 13:21:47	Jackson	Serology	1057	6655
2020/07/21 13:21:47	Jackson	Total	25407	159971
2020/07/21 13:21:47	Kalamazoo	Diagnostic	30791	116249
2020/07/21 13:21:47	Kalamazoo	Serology	1720	6494
2020/07/21 13:21:47	Kalamazoo	Total	32511	122743
2020/07/21 13:21:47	Kalkaska	Diagnostic	1508	84605
2020/07/21 13:21:47	Kalkaska	Serology	22	1234
2020/07/21 13:21:47	Kalkaska	Total	1530	85839
2020/07/21 13:21:47	Kent	Diagnostic	106561	162991
2020/07/21 13:21:47	Kent	Serology	8593	13143
2020/07/21 13:21:47	Kent	Total	115154	176134
2020/07/21 13:21:47	Keweenaw	Diagnostic	174	82347
2020/07/21 13:21:47	Keweenaw	Serology	9	4259
2020/07/21 13:21:47	Keweenaw	Total	183	86607
2020/07/21 13:21:47	Lake	Diagnostic	1791	150745
2020/07/21 13:21:47	Lake	Serology	74	6228
2020/07/21 13:21:47	Lake	Total	1865	156973
2020/07/21 13:21:47	Lapeer	Diagnostic	6949	78941
2020/07/21 13:21:47	Lapeer	Serology	1185	13462
2020/07/21 13:21:47	Lapeer	Total	8134	92402
2020/07/21 13:21:47	Leelanau	Serology	72	3308
2020/07/21 13:21:47	Leelanau	Diagnostic	1538	70667
2020/07/21 13:21:47	Leelanau	Total	1610	73975
2020/07/21 13:21:47	Lenawee	Diagnostic	7798	79356
2020/07/21 13:21:47	Lenawee	Serology	535	5444
2020/07/21 13:21:47	Lenawee	Total	8333	84800
2020/07/21 13:21:47	Livingston	Serology	3223	16855
2020/07/21 13:21:47	Livingston	Diagnostic	23072	120654
2020/07/21 13:21:47	Livingston	Total	26295	137509

2020/07/21 13:21:47	Luce	Diagnostic	256	40745
2020/07/21 13:21:47	Luce	Serology	14	2228
2020/07/21 13:21:47	Luce	Total	270	42973
2020/07/21 13:21:47	Mackinac	Diagnostic	620	57477
2020/07/21 13:21:47	Mackinac	Serology	33	3059
2020/07/21 13:21:47	Mackinac	Total	653	60536
2020/07/21 13:21:47	Macomb	Diagnostic	104848	119859
2020/07/21 13:21:47	Macomb	Serology	20427	23352
2020/07/21 13:21:47	Macomb	Total	125275	143211
2020/07/21 13:21:47	Manistee	Diagnostic	1826	74446
2020/07/21 13:21:47	Manistee	Serology	90	3669
2020/07/21 13:21:47	Manistee	Total	1916	78115
2020/07/21 13:21:47	Marquette	Serology	667	10028
2020/07/21 13:21:47	Marquette	Diagnostic	10908	163991
2020/07/21 13:21:47	Marquette	Total	11575	174018
2020/07/21 13:21:47	Mason	Diagnostic	4471	153643
2020/07/21 13:21:47	Mason	Serology	171	5876
2020/07/21 13:21:47	Mason	Total	4642	159519
2020/07/21 13:21:47	Mecosta	Diagnostic	4695	107819
2020/07/21 13:21:47	Mecosta	Serology	210	4823
2020/07/21 13:21:47	Mecosta	Total	4905	112642
2020/07/21 13:21:47	Menominee	Diagnostic	1055	45903
2020/07/21 13:21:47	Menominee	Serology	25	1088
2020/07/21 13:21:47	Menominee	Total	1080	46991
2020/07/21 13:21:47	Midland	Diagnostic	7098	85303
2020/07/21 13:21:47	Midland	Serology	603	7247
2020/07/21 13:21:47	Midland	Total	7701	92550
2020/07/21 13:21:47	Missaukee	Diagnostic	1249	82644
2020/07/21 13:21:47	Missaukee	Serology	49	3242
2020/07/21 13:21:47	Missaukee	Total	1298	85886
2020/07/21 13:21:47	Monroe	Diagnostic	13165	87511
2020/07/21 13:21:47	Monroe	Serology	1962	13042
2020/07/21 13:21:47	Monroe	Total	15127	100552
2020/07/21 13:21:47	Montcalm	Serology	569	8895
2020/07/21 13:21:47	Montcalm	Diagnostic	8237	128768
2020/07/21 13:21:47	Montcalm	Total	8806	137663
2020/07/21 13:21:47	Montmorency	Diagnostic	658	71020
2020/07/21 13:21:47	Montmorency	Serology	57	6152
2020/07/21 13:21:47	Montmorency	Total	715	77172
2020/07/21 13:21:47	Muskegon	Diagnostic	30265	174350
2020/07/21 13:21:47	Muskegon	Serology	690	3975
2020/07/21 13:21:47	Muskegon	Total	30955	178325
2020/07/21 13:21:47	Newaygo	Serology	336	6872
2020/07/21 13:21:47	Newaygo	Diagnostic	6537	133703
2020/07/21 13:21:47	Newaygo	Total	6873	140575
2020/07/21 13:21:47	Oakland	Serology	44719	35514
2020/07/21 13:21:47	Oakland	Diagnostic	154215	122471
2020/07/21 13:21:47	Oakland	Total	198934	157984
2020/07/21 13:21:47	Oceana	Diagnostic	5921	222385
2020/07/21 13:21:47	Oceana	Serology	154	5784



2020/07/21 13:21:47	Oceana	Total	6075	228169
2020/07/21 13:21:47	Ogemaw	Serology	58	2768
2020/07/21 13:21:47	Ogemaw	Diagnostic	1512	72165
2020/07/21 13:21:47	Ogemaw	Total	1570	74933
2020/07/21 13:21:47	Ontonagon	Diagnostic	816	140811
2020/07/21 13:21:47	Ontonagon	Serology	8	1381
2020/07/21 13:21:47	Ontonagon	Total	824	142192
2020/07/21 13:21:47	Osceola	Serology	99	4241
2020/07/21 13:21:47	Osceola	Diagnostic	3719	159333
2020/07/21 13:21:47	Osceola	Total	3818	163575
2020/07/21 13:21:47	Oscoda	Diagnostic	609	73586
2020/07/21 13:21:47	Oscoda	Serology	14	1692
2020/07/21 13:21:47	Oscoda	Total	623	75278
2020/07/21 13:21:47	Otsego	Diagnostic	1538	62356
2020/07/21 13:21:47	Otsego	Serology	201	8149
2020/07/21 13:21:47	Otsego	Total	1739	70505
2020/07/21 13:21:47	Ottawa	Diagnostic	43267	148943
2020/07/21 13:21:47	Ottawa	Serology	2541	8747
2020/07/21 13:21:47	Ottawa	Total	45808	157690
2020/07/21 13:21:47	Presque Isle	Diagnostic	776	60920
2020/07/21 13:21:47	Presque Isle	Serology	89	6987
2020/07/21 13:21:47	Presque Isle	Total	865	67907
2020/07/21 13:21:47	Roscommon	Diagnostic	1891	79174
2020/07/21 13:21:47	Roscommon	Serology	205	8583
2020/07/21 13:21:47	Roscommon	Total	2096	87757
2020/07/21 13:21:47	Saginaw	Serology	882	4623
2020/07/21 13:21:47	Saginaw	Diagnostic	31169	163360
2020/07/21 13:21:47	Saginaw	Total	32051	167982
2020/07/21 13:21:47	Sanilac	Diagnostic	4076	98975
2020/07/21 13:21:47	Sanilac	Serology	341	8280
2020/07/21 13:21:47	Sanilac	Total	4417	107256
2020/07/21 13:21:47	Schoolcraft	Diagnostic	544	67427
2020/07/21 13:21:47	Schoolcraft	Serology	29	3594
2020/07/21 13:21:47	Schoolcraft	Total	573	71021
2020/07/21 13:21:47	Shiawassee	Diagnostic	6081	89175
2020/07/21 13:21:47	Shiawassee	Serology	1039	15236
2020/07/21 13:21:47	Shiawassee	Total	7120	104411
2020/07/21 13:21:47	St Clair	Serology	3142	19719
2020/07/21 13:21:47	St Clair	Diagnostic	14821	93017
2020/07/21 13:21:47	St Clair	Total	17963	112736
2020/07/21 13:21:47	St Joseph	Serology	368	6029
2020/07/21 13:21:47	St Joseph	Diagnostic	7209	118097
2020/07/21 13:21:47	St Joseph	Total	7577	124126
2020/07/21 13:21:47	Tuscola	Serology	384	7312
2020/07/21 13:21:47	Tuscola	Diagnostic	7991	152163
2020/07/21 13:21:47	Tuscola	Total	8375	159475
2020/07/21 13:21:47	Unknown	Diagnostic	144111	
2020/07/21 13:21:47	Unknown	Serology	17835	
2020/07/21 13:21:47	Unknown	Total	161946	
2020/07/21 13:21:47	Van Buren	Diagnostic	10167	134755

2020/07/21 13:21:47	Van Buren	Serology	365	4838
2020/07/21 13:21:47	Van Buren	Total	10532	139593
2020/07/21 13:21:47	Washtenaw	Diagnostic	57200	154193
2020/07/21 13:21:47	Washtenaw	Serology	6724	18126
2020/07/21 13:21:47	Washtenaw	Total	63924	172319
2020/07/21 13:21:47	Wayne	Diagnostic	171287	155178
2020/07/21 13:21:47	Wayne	Serology	29146	26405
2020/07/21 13:21:47	Wayne	Total	200433	181583
2020/07/21 13:21:47	Wexford	Diagnostic	3597	107482
2020/07/21 13:21:47	Wexford	Serology	95	2839
2020/07/21 13:21:47	Wexford	Total	3692	110321

**DIAGNOSTIC TESTS BY RESULT AND COUNTY 2020-07-21**

MessageDate	COUNTY	Negative	Positive	Total
7/20/2020	Alcona	5	0	5
7/20/2020	Alger	7	0	7
7/20/2020	Allegan	165	3	168
7/20/2020	Alpena	5	0	5
7/20/2020	Antrim	21	0	21
7/20/2020	Arenac	31	0	31
7/20/2020	Baraga	4	0	4
7/20/2020	Barry	97	2	99
7/20/2020	Bay	142	1	143
7/20/2020	Benzie	42	0	42
7/20/2020	Berrien	427	19	446
7/20/2020	Branch	22	2	24
7/20/2020	Calhoun	177	4	181
7/20/2020	Cass	81	3	84
7/20/2020	Charlevoix	43	0	43
7/20/2020	Cheboygan	14	0	14
7/20/2020	Chippewa	90	2	92
7/20/2020	Clare	21	0	21
7/20/2020	Clinton	162	5	167
7/20/2020	Correctional	178	3	181
7/20/2020	Crawford	20	0	20
7/20/2020	Delta	23	1	24
7/20/2020	Detroit City	1249	58	1307
7/20/2020	Dickinson	14	0	14
7/20/2020	Eaton	239	3	242
7/20/2020	Emmet	42	0	42
7/20/2020	Genesee	540	16	556
7/20/2020	Gladwin	14	0	14
7/20/2020	Gogebic	71	2	73
7/20/2020	Grand Traverse	178	5	183
7/20/2020	Gratiot	32	0	32
7/20/2020	Hillsdale	47	0	47
7/20/2020	Houghton	53	3	56
7/20/2020	Huron	58	4	62
7/20/2020	Ingham	731	19	750
7/20/2020	Ionia	101	3	104
7/20/2020	Iosco	52	0	52
7/20/2020	Iron	8	1	9
7/20/2020	Isabella	51	3	54
7/20/2020	Jackson	275	5	280
7/20/2020	Kalamazoo	312	6	318
7/20/2020	Kalkaska	49	0	49
7/20/2020	Kent	1359	42	1401
7/20/2020	Keweenaw	3	0	3
7/20/2020	Lake	29	0	29
7/20/2020	Lapeer	83	2	85
7/20/2020	Leelanau	34	0	34

7/20/2020	Lenawee	238	5	243
7/20/2020	Livingston	365	3	368
7/20/2020	Luce	3	0	3
7/20/2020	Mackinac	8	0	8
7/20/2020	Macomb	1259	82	1341
7/20/2020	Manistee	40	0	40
7/20/2020	Marquette	387	2	389
7/20/2020	Mason	60	1	61
7/20/2020	Mecosta	120	2	122
7/20/2020	Menominee	2	0	2
7/20/2020	Midland	34	2	36
7/20/2020	Missaukee	16	0	16
7/20/2020	Monroe	277	7	284
7/20/2020	Montcalm	147	1	148
7/20/2020	Montmorency	2	0	2
7/20/2020	Muskegon	314	18	332
7/20/2020	Newaygo	78	4	82
7/20/2020	Oakland	2176	85	2261
7/20/2020	Oceana	42	3	45
7/20/2020	Ogemaw	77	0	77
7/20/2020	Ontonagon	29	0	29
7/20/2020	Osceola	65	5	70
7/20/2020	Oscoda	12	0	12
7/20/2020	Otsego	20	0	20
7/20/2020	Ottawa	540	19	559
7/20/2020	Presque Isle	11	0	11
7/20/2020	Roscommon	39	0	39
7/20/2020	Saginaw	444	30	474
7/20/2020	Sanilac	51	0	51
7/20/2020	Schoolcraft	1	0	1
7/20/2020	Shiawassee	110	6	116
7/20/2020	St Clair	234	4	238
7/20/2020	St Joseph	45	3	48
7/20/2020	Tuscola	81	1	82
7/20/2020	Unknown	3880	344	4224
7/20/2020	Van Buren	204	6	210
7/20/2020	Washtenaw	1019	27	1046
7/20/2020	Wayne	2019	94	2113
7/20/2020	Wexford	65	0	65