



Western Michigan University
ScholarWorks at WMU

Cumulative Michigan COVID-19 Data

Michigan COVID-19 State Data

7-23-2020

2020-07-23_MichiganOverview_COVIDstats

Michigan Department of Health & Human Services

Follow this and additional works at: <https://scholarworks.wmich.edu/michigan-covid-data-state-cumulative>



Part of the Public Health Commons

WMU ScholarWorks Citation

Michigan Department of Health & Human Services, "2020-07-23_MichiganOverview_COVIDstats" (2020).
Cumulative Michigan COVID-19 Data. 122.

<https://scholarworks.wmich.edu/michigan-covid-data-state-cumulative/122>

This Website is brought to you for free and open access
by the Michigan COVID-19 State Data at ScholarWorks at
WMU. It has been accepted for inclusion in Cumulative
Michigan COVID-19 Data by an authorized administrator
of ScholarWorks at WMU. For more information, please
contact wmu-scholarworks@wmich.edu.





Michigan Data

DATA ABOUT PLACES

LONG TERM CARE FACILITIES

CORONAVIRUS SYMPTOMS

CUMULATIVE RECOVERED

***Note on deaths (7/23/20):** Regular reviews of death certificate data maintained in Vital Records reporting systems are conducted by MDHHS staff three times per week. As a part of this process, records that identify COVID-19 infection as a contributing factor to death are compared against all laboratory confirmed cases of COVID-19 in the Michigan Disease Surveillance System (MDSS). If a death certificate is matched to a confirmed COVID-19 case and that record in the MDSS does not indicate the individual died, the MDSS record is updated to indicate the death and the appropriate local health department is notified. These matched deaths are then included with mortality information posted to the Michigan Coronavirus website. As a result of the most recent assessment, today's data includes **6** additional deaths identified by this methodology.



CURRENT STATUS

DAILY CASES

CUMULATIVE TRENDS

DEMOGRAPHICS

TOTAL TESTING

DIAGNOSTIC TESTING

LEARN MORE

View Cases

View Deaths

View Table

COVID-19 Cases by County

Confirmed cases include individuals with a positive diagnostic test for COVID-19. Probable cases include individuals with COVID-19 symptoms and an epidemiologic link to confirmed COVID-19, but no diagnostic test.

Cases by County

2-14

15-127

128-1068

1069-13710

13711+

Michigan

Thursday, July 23, 2020

Michigan (Statewide) Case Fatality Rate

8.1%

Current Totals

Case Status	Cases	Deaths
Confirmed	75,947	6,148
Probable	8,484	247
Total	84,431	6,395

Laboratory Testing

Test Type	Tests Performed
Diagnostic	1,608,660
Serology	202,720
Total	1,811,380

Select Preparedness Region:

All

Select County:

All

This report is provisional and subject to change. City of Detroit and Wayne County are reported separately. MDHHS began tracking probable cases April 5, 2020. FCI indicates federal correctional institute. MDOC indicates Michigan Department of Corrections. Diagnostic tests, including nucleic acid amplification/real-time polymerase chain reaction (NAAT/RT-PCR) and rapid virus antigen detection point of care (POC) tests, look for current infection. Serology (antibody) tests are used to look for the possibility of previous infection.

Source: Michigan Disease Surveillance System (MDSS) and Vital Records.

Microsoft Power BI

< 1 of 7 >

Q

X

Cases by Hispanic/Latino Ethnicity

Hispanic/Latino Ethnicity	Percentage of Overall Cases by Ethnicity	Percentage of Deceased Cases by Ethnicity
Hispanic/Latino	8%	2%
Non-Hispanic Latino	65%	83%
Unknown	27%	15%

Totals may not add to 100% due to rounding

https://www.michigan.gov/coronavirus/0,9753,7-406-98163_98173---,00.html

2/3

Cases by Arab Ethnicity

Arab Ethnicity	Percentage of Overall Cases by Ethnicity	Percentage of Deceased Cases by Ethnicity
Arab	2%	1%
Non-Arab	44%	44%
Unknown	54%	54%

Totals may not add to 100% due to rounding

PUBLIC USE DATASETS 7/23/2020

(Downloadable .xlsx files)

Cases and Deaths by County

Cases by County by Date

Cases by Demographics Statewide

COVID-19 Tests by County

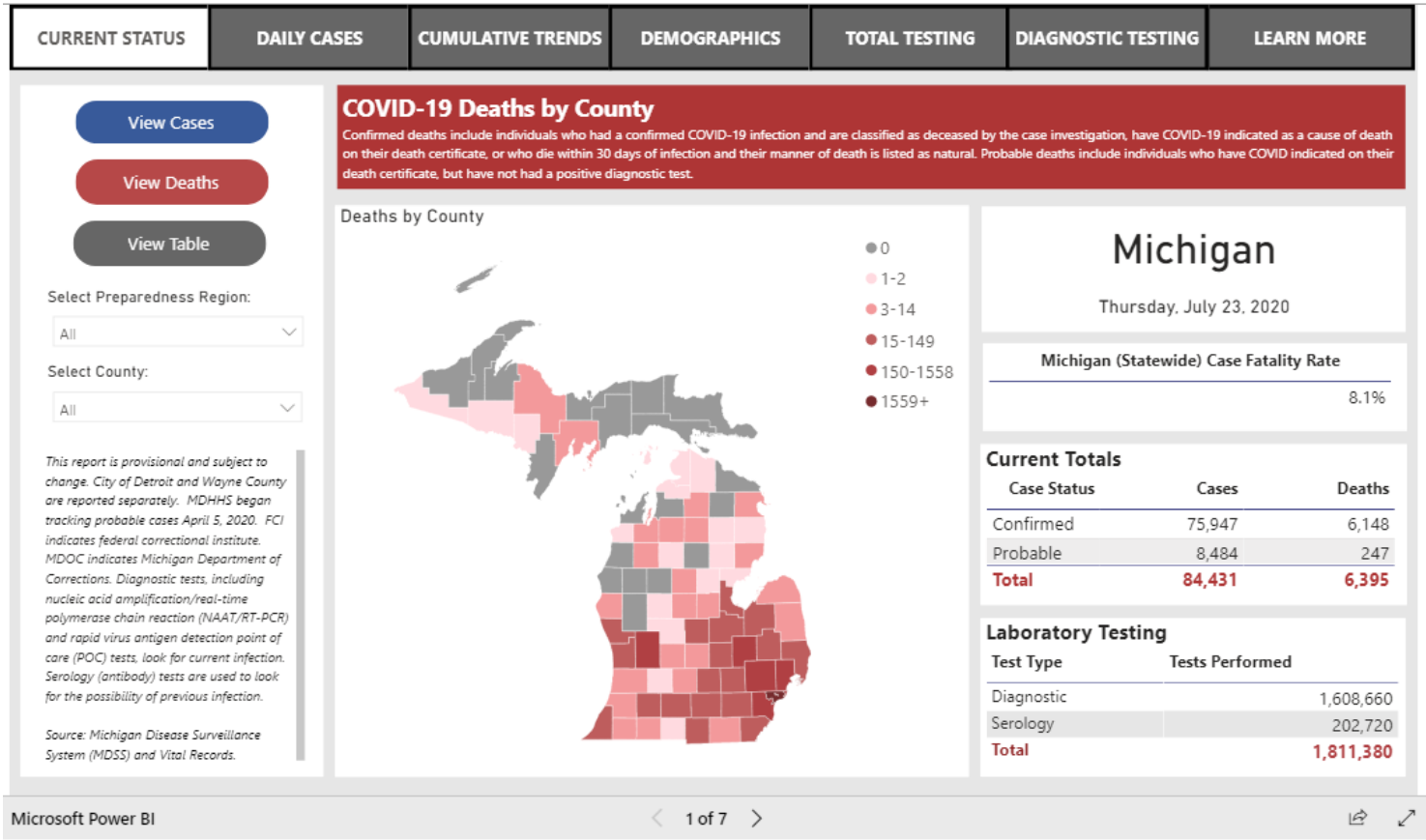
Diagnostic Tests by Result and County

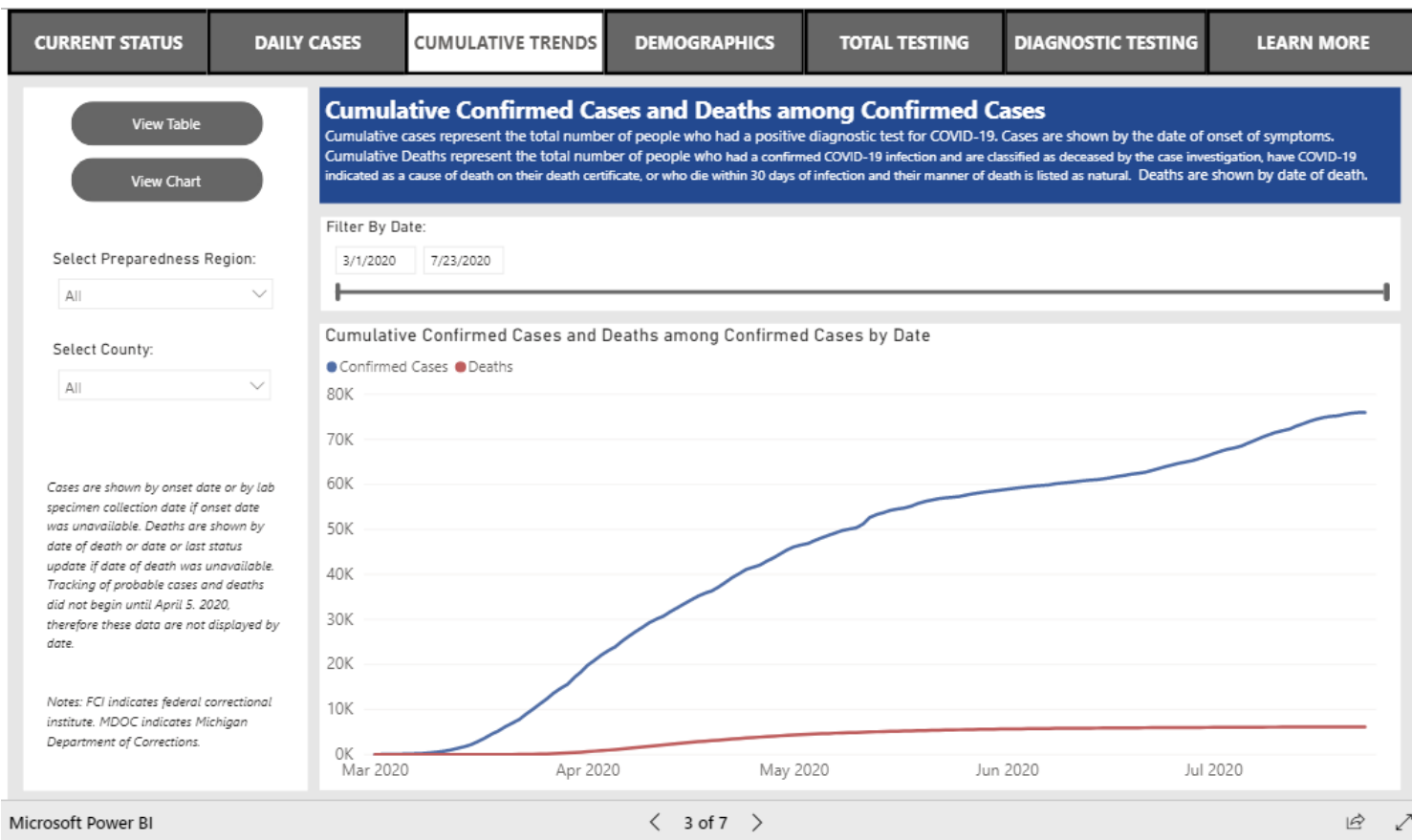
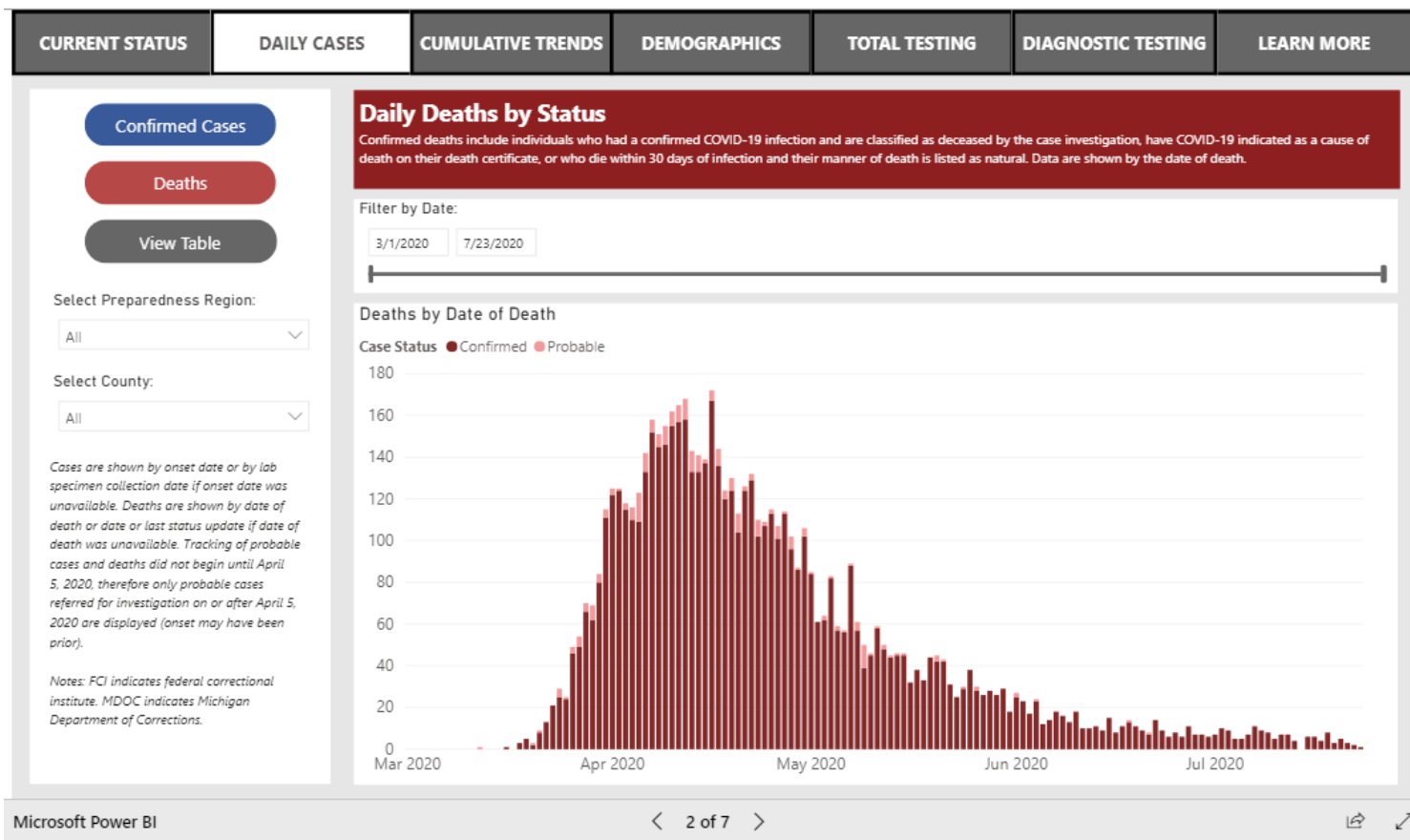


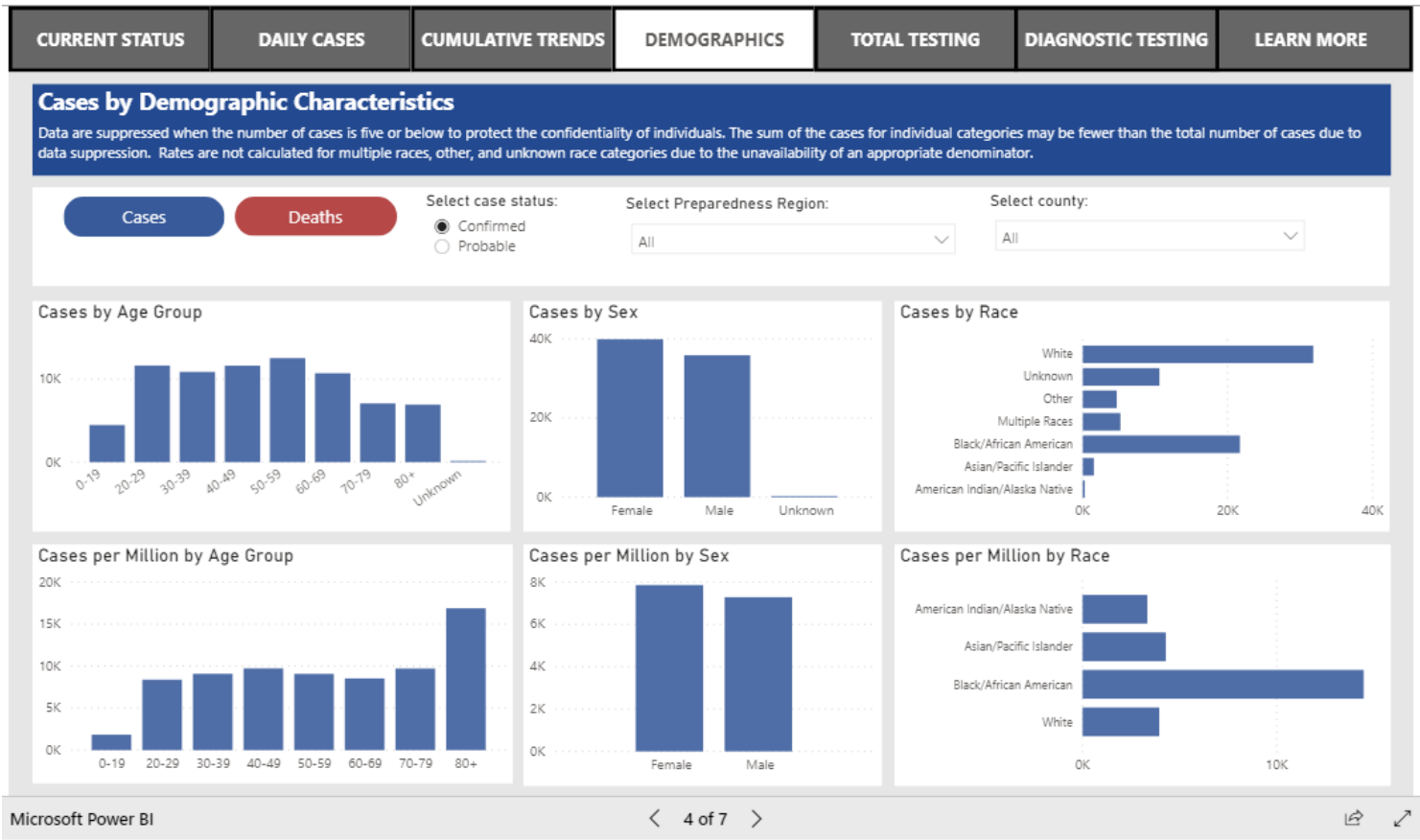
MICHIGAN.GOV HOME
ADA
MICHIGAN NEWS
POLICIES

COPYRIGHT 2020 STATE OF MICHIGAN









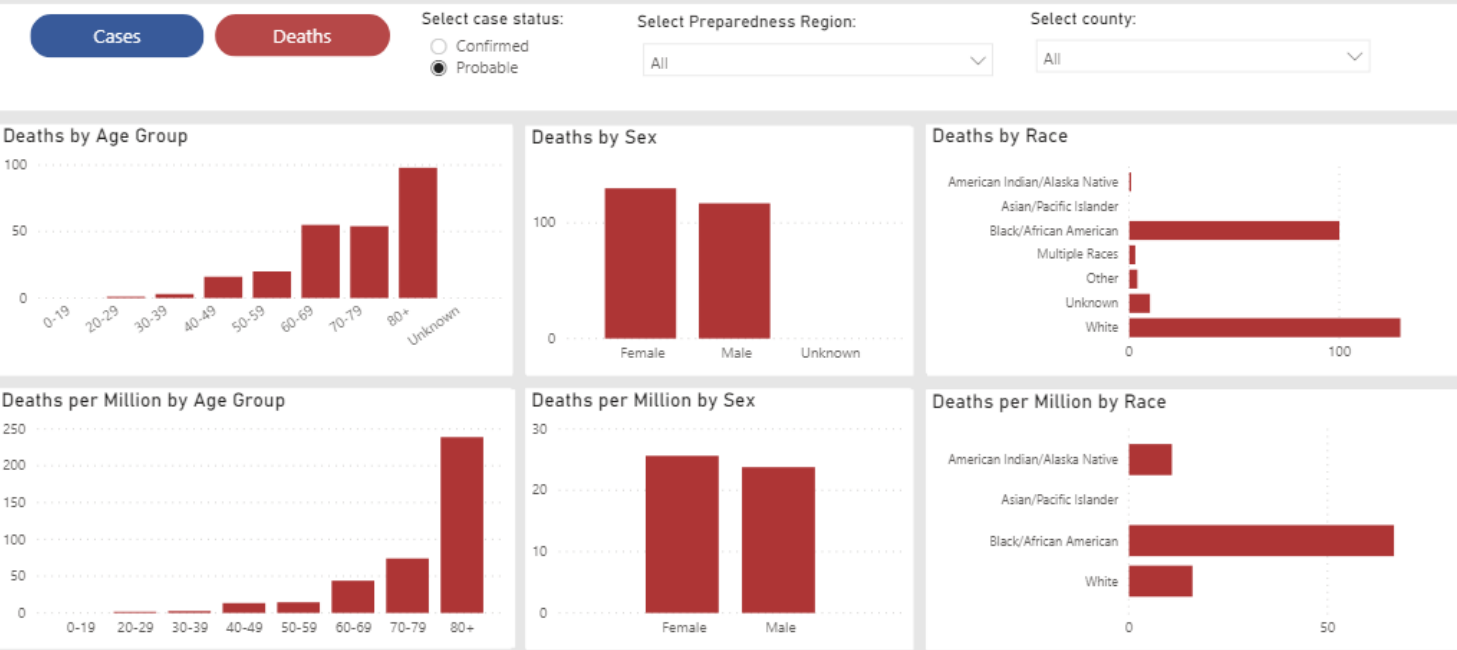
Deaths by Demographic Characteristics

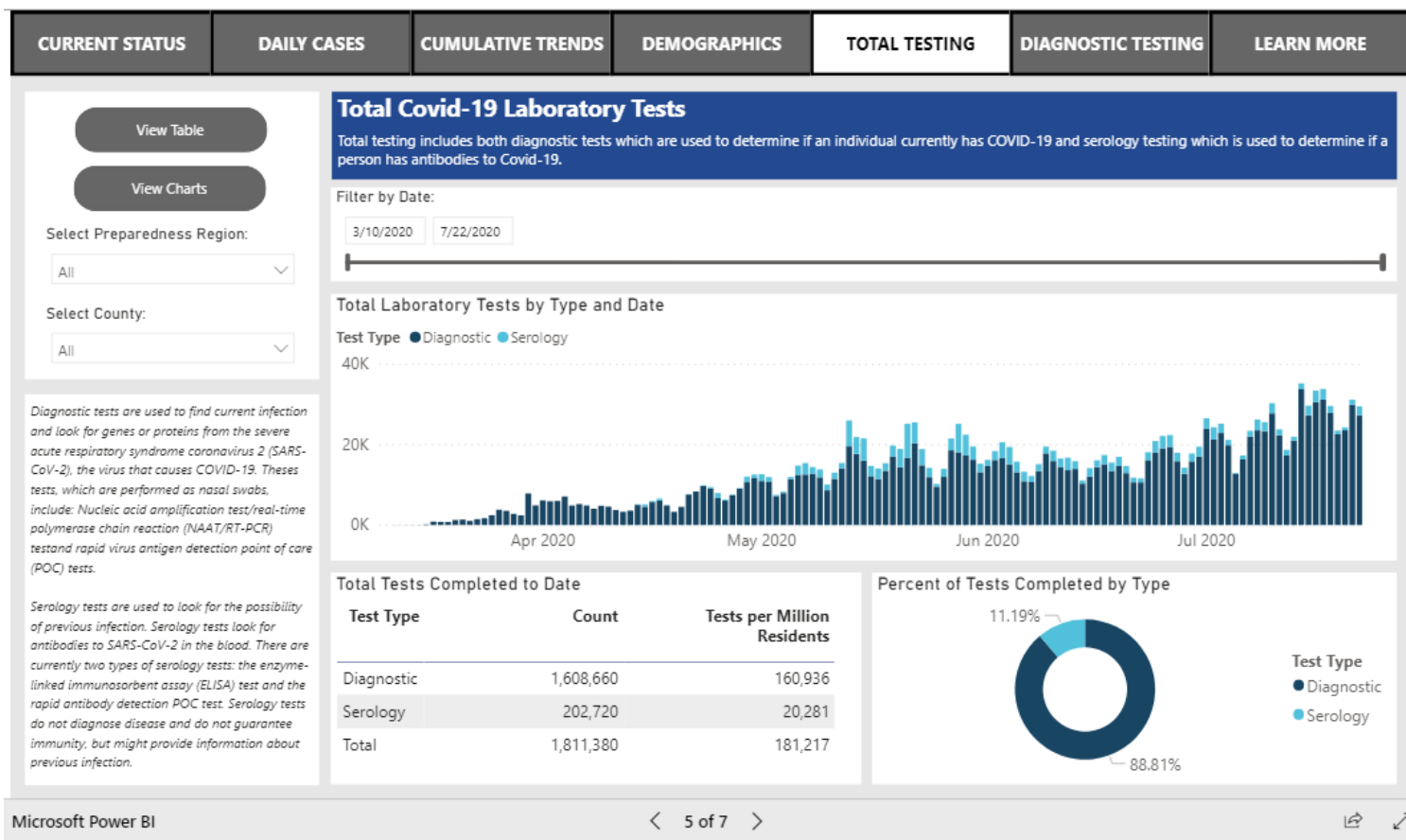
Data are suppressed when the number of deaths is five or below to protect the confidentiality of individuals. The sum of the deaths for individual categories may be fewer than the total number of deaths due to data suppression. Rates are not calculated for multiple races, other, and unknown race categories due to the unavailability of an appropriate denominator.



Deaths by Demographic Characteristics

Data are suppressed when the number of deaths is five or below to protect the confidentiality of individuals. The sum of the deaths for individual categories may be fewer than the total number of deaths due to data suppression. Rates are not calculated for multiple races, other, and unknown race categories due to the unavailability of an appropriate denominator.





CURRENT STATUS	DAILY CASES	CUMULATIVE TRENDS	DEMOGRAPHICS	TOTAL TESTING	DIAGNOSTIC TESTING	LEARN MORE
----------------	-------------	-------------------	--------------	---------------	--------------------	------------

Where does the data come from?

The State of Michigan COVID-19 Dashboard displays the most recent provisional data reported to the Michigan Department of Health and Humans Services (MDHHS) about cases in Michigan by selected demographics and county of residence (City of Detroit and Wayne County are reported separately). Data are reported to MDHHS via the [Michigan Disease Surveillance System \(MDSS\)](#). Provisional Death data are provided by the MDHHS Division for [Vital Records & Health Statistics](#).

How does MDHHS classify confirmed and probable cases?

Confirmed cases only include individuals who have had a positive diagnostic laboratory test for COVID-19. Probable cases include individuals who have symptoms consistent with COVID-19 and an epidemiologic link to a confirmed case or a positive serology (antibody) test, but do not have a positive diagnostic laboratory test for COVID-19 and individuals with a positive serology (antibody) test for COVID-19 and an epidemiologic link to a confirmed case.

How does MDHHS classify confirmed and probable deaths?

Confirmed deaths include individuals who meet one or more of the following conditions: 1) Have been identified as a confirmed case and classified as deceased as a result of a case investigation in the Michigan Disease Surveillance System (MDSS). MDSS is the database used by state and local health department to monitor reportable diseases like COVID-19; 2) have been identified as a confirmed case in MDSS had have a death certificate with COVID-19 listed as a cause of death; 3) have been identified as a confirmed case in MDSS and die within 30 days of onset of COVID-19 infection and have a death certificate which classifies their manner death as 'natural'. Probable deaths include individuals who have COVID indicated as a cause of death on their death certificate but have not had a positive diagnostic laboratory test.

Why do the number of probable cases fluctuate?

The number of probable cases can change daily based on the investigation efforts of the health department. When a probable case is first reported, local and/or state health department staff investigate to determine if the person meets the case definition of probable. As additional information is gathered, the case could be re-classified to confirmed, remain as probable, or be determined as not a case.

Why do data in the demographics tab not sum to the total number of cases for a county or region?

Data are not shown whenever the number of cases for a particular demographic category is fewer than six to protect the confidentiality of individuals. Rates are not calculated for other, multiple, and unknown race because an appropriate population denominator is not available for these categories at the county level.

Where can I get more information about COVID-19?

Visit <https://www.michigan.gov/coronavirus> to find information on resources and assistance, answers to frequently asked questions, and the latest updates on Michigan's response to COVID-19. For COVID-19 updates from CDC visit <https://www.cdc.gov/coronavirus/2019-ncov>.

Cumulative Total of Recovered COVID-19 Cases

Cumulative Total of Recovered COVID-19 Cases (as of 07/17/2020): 55,162

Note on recovery: During this response, MDHHS is reviewing vital records statistics to identify any laboratory confirmed COVID-19 cases who are 30 days out from their onset of illness to represent recovery status. As the pandemic continues to impact Michigan, this pool will expand to include more cases. Recovered is defined as the number of persons with a confirmed COVID-19 diagnosis who are alive 30 days post-onset (or referral date if onset is not available). The number of persons recovered on July 17, 2020 represents COVID-19 confirmed individuals with an onset date on or prior to June 17, 2020. If an individual dies from a COVID-related cause >30 days from onset/referral, they are removed from the number of persons recovered. These numbers will be updated every Saturday.

Source: Michigan Disease Surveillance System and Vital Records

CASES AND DEATHS BY COUNTY 2020-07-23

Updated	COUNTY	ConfirmedCases	ConfirmedDeaths	ProbableCases	ProbableDeaths
2020/07/23 12:30:57	Alcona	23	1	4	0
2020/07/23 12:30:57	Alger	3	0	2	0
2020/07/23 12:30:57	Allegan	402	7	47	0
2020/07/23 12:30:57	Alpena	111	13	14	0
2020/07/23 12:30:57	Antrim	29	0	2	0
2020/07/23 12:30:57	Arenac	35	2	4	0
2020/07/23 12:30:57	Baraga	5	0		
2020/07/23 12:30:57	Barry	136	2	28	0
2020/07/23 12:30:57	Bay	445	31	52	0
2020/07/23 12:30:57	Benzie	23	1	5	0
2020/07/23 12:30:57	Berrien	1016	63	168	0
2020/07/23 12:30:57	Branch	275	2	29	0
2020/07/23 12:30:57	Calhoun	595	38	85	1
2020/07/23 12:30:57	Cass	227	8	20	0
2020/07/23 12:30:57	Charlevoix	37	2	4	0
2020/07/23 12:30:57	Cheboygan	26	2	6	0
2020/07/23 12:30:57	Chippewa	21	0	4	0
2020/07/23 12:30:57	Clare	41	3	3	0
2020/07/23 12:30:57	Clinton	281	12	57	0
2020/07/23 12:30:57	Crawford	84	5	8	0
2020/07/23 12:30:57	Delta	43	3	13	0
2020/07/23 12:30:57	Dickinson	36	2	1	0
2020/07/23 12:30:57	Eaton	318	7	81	0
2020/07/23 12:30:57	Emmet	46	2	5	0
2020/07/23 12:30:57	Genesee	2557	269	664	25
2020/07/23 12:30:57	Gladwin	30	2		
2020/07/23 12:30:57	Gogebic	42	1	6	0
2020/07/23 12:30:57	Grand Traverse	135	5	14	0
2020/07/23 12:30:57	Gratiot	109	15	11	0
2020/07/23 12:30:57	Hillsdale	207	25	15	0
2020/07/23 12:30:57	Houghton	34	0	5	0
2020/07/23 12:30:57	Huron	98	3	16	0
2020/07/23 12:30:57	Ingham	1274	29	44	0
2020/07/23 12:30:57	Ionia	208	5	33	0
2020/07/23 12:30:57	Iosco	106	10	18	1
2020/07/23 12:30:57	Iron	10	1		
2020/07/23 12:30:57	Isabella	164	8	24	0
2020/07/23 12:30:57	Jackson	588	31	20	1
2020/07/23 12:30:57	Kalamazoo	1286	73	105	1
2020/07/23 12:30:57	Kalkaska	34	4	14	0
2020/07/23 12:30:57	Kent	5985	147	583	3
2020/07/23 12:30:57	Keweenaw	2	0		
2020/07/23 12:30:57	Lake	14	0	1	0
2020/07/23 12:30:57	Lapeer	286	31	62	1
2020/07/23 12:30:57	Leelanau	53	0	5	0
2020/07/23 12:30:57	Lenawee	301	11	38	0
2020/07/23 12:30:57	Livingston	560	27	130	1

2020/07/23 12:30:57	Luce	3	0		
2020/07/23 12:30:57	Mackinac	12	0	1	0
2020/07/23 12:30:57	Macomb	8323	899	326	37
2020/07/23 12:30:57	Manistee	30	0	1	0
2020/07/23 12:30:57	Marquette	103	11	7	0
2020/07/23 12:30:57	Mason	83	0	13	0
2020/07/23 12:30:57	Mecosta	43	2	5	0
2020/07/23 12:30:57	Menominee	58	0	4	0
2020/07/23 12:30:57	Midland	190	9	60	0
2020/07/23 12:30:57	Missaukee	26	1	14	0
2020/07/23 12:30:57	Monroe	658	20	107	1
2020/07/23 12:30:57	Montcalm	148	1	17	0
2020/07/23 12:30:57	Montmorency	7	0		
2020/07/23 12:30:57	Muskegon	1025	55	44	0
2020/07/23 12:30:57	Newaygo	231	0	9	0
2020/07/23 12:30:57	Oakland	10476	1081	3235	41
2020/07/23 12:30:57	Oceana	433	5	19	0
2020/07/23 12:30:57	Ogemaw	35	2	13	0
2020/07/23 12:30:57	Ontonagon	2	0		
2020/07/23 12:30:57	Osceola	57	0	5	0
2020/07/23 12:30:57	Oscoda	17	1	6	0
2020/07/23 12:30:57	Otsego	110	10	18	0
2020/07/23 12:30:57	Ottawa	1458	48	97	5
2020/07/23 12:30:57	Presque Isle	13	0	1	0
2020/07/23 12:30:57	Roscommon	40	0	5	0
2020/07/23 12:30:57	Saginaw	1569	121	86	3
2020/07/23 12:30:57	Sanilac	72	5	8	1
2020/07/23 12:30:57	Schoolcraft	8	0		
2020/07/23 12:30:57	Shiawassee	271	27	25	1
2020/07/23 12:30:57	St Clair	568	52	102	1
2020/07/23 12:30:57	St Joseph	412	6	61	0
2020/07/23 12:30:57	Tuscola	246	27	16	0
2020/07/23 12:30:57	Van Buren	303	9	36	1
2020/07/23 12:30:57	Washtenaw	1907	110	288	0
2020/07/23 12:30:57	Wayne	11926	1193	541	36
2020/07/23 12:30:57	Wexford	47	4	8	0
2020/07/23 12:30:57	MDOC	4119	68	1	0
2020/07/23 12:30:57	FCI	185	5	4	0
2020/07/23 12:30:57	Out-of-State	53	0		
2020/07/23 12:30:57	Unknown	4	0	4	0
2020/07/23 12:30:57	Detroit City	12335	1473	847	86

CASES BY DEMOGRAPHICS STATEWIDE 2020-07-23

CASE_STATUS	AgeCat	RaceCat	SEX	Cases	Deaths
Confirmed	0-19	American Indian/Alaska Native	Female	16	0
Confirmed	20-29	American Indian/Alaska Native	Female	29	0
Confirmed	30-39	American Indian/Alaska Native	Female	19	0
Confirmed	40-49	American Indian/Alaska Native	Female	31	0
Confirmed	50-59	American Indian/Alaska Native	Female	35	0
Confirmed	60-69	American Indian/Alaska Native	Female	17	Suppressed
Confirmed	70-79	American Indian/Alaska Native	Female	13	Suppressed
Confirmed	80+	American Indian/Alaska Native	Female	Suppressed	Suppressed
Confirmed	Unknown	American Indian/Alaska Native	Female	0	0
Confirmed	0-19	Asian/Pacific Islander	Female	42	0
Confirmed	20-29	Asian/Pacific Islander	Female	123	0
Confirmed	30-39	Asian/Pacific Islander	Female	168	0
Confirmed	40-49	Asian/Pacific Islander	Female	159	0
Confirmed	50-59	Asian/Pacific Islander	Female	138	Suppressed
Confirmed	60-69	Asian/Pacific Islander	Female	88	Suppressed
Confirmed	70-79	Asian/Pacific Islander	Female	42	10
Confirmed	80+	Asian/Pacific Islander	Female	50	22
Confirmed	Unknown	Asian/Pacific Islander	Female	0	0
Confirmed	0-19	Black/African American	Female	457	Suppressed
Confirmed	20-29	Black/African American	Female	1669	Suppressed
Confirmed	30-39	Black/African American	Female	1747	9
Confirmed	40-49	Black/African American	Female	1923	52
Confirmed	50-59	Black/African American	Female	1874	104
Confirmed	60-69	Black/African American	Female	1757	220
Confirmed	70-79	Black/African American	Female	1212	302
Confirmed	80+	Black/African American	Female	980	407
Confirmed	Unknown	Black/African American	Female	0	0
Confirmed	0-19	Multiple Races	Female	158	0
Confirmed	20-29	Multiple Races	Female	519	Suppressed
Confirmed	30-39	Multiple Races	Female	461	0
Confirmed	40-49	Multiple Races	Female	572	Suppressed
Confirmed	50-59	Multiple Races	Female	587	Suppressed
Confirmed	60-69	Multiple Races	Female	364	Suppressed
Confirmed	70-79	Multiple Races	Female	168	11
Confirmed	80+	Multiple Races	Female	175	20
Confirmed	Unknown	Multiple Races	Female	Suppressed	0
Confirmed	0-19	Other	Female	303	0
Confirmed	20-29	Other	Female	509	0
Confirmed	30-39	Other	Female	424	Suppressed
Confirmed	40-49	Other	Female	420	Suppressed
Confirmed	50-59	Other	Female	284	Suppressed
Confirmed	60-69	Other	Female	180	13
Confirmed	70-79	Other	Female	94	14
Confirmed	80+	Other	Female	93	19
Confirmed	Unknown	Other	Female	Suppressed	0
Confirmed	0-19	Unknown	Female	334	0
Confirmed	20-29	Unknown	Female	808	0

Confirmed	30-39	Unknown	Female	740	0
Confirmed	40-49	Unknown	Female	864	Suppressed
Confirmed	50-59	Unknown	Female	886	6
Confirmed	60-69	Unknown	Female	705	16
Confirmed	70-79	Unknown	Female	430	27
Confirmed	80+	Unknown	Female	485	48
Confirmed	Unknown	Unknown	Female	Suppressed	0
Confirmed	0-19	White	Female	951	0
Confirmed	20-29	White	Female	2776	Suppressed
Confirmed	30-39	White	Female	2058	10
Confirmed	40-49	White	Female	2101	19
Confirmed	50-59	White	Female	2463	65
Confirmed	60-69	White	Female	2052	156
Confirmed	70-79	White	Female	1600	351
Confirmed	80+	White	Female	2708	1005
Confirmed	Unknown	White	Female	6	0
Confirmed	0-19	American Indian/Alaska Native	Male	Suppressed	0
Confirmed	20-29	American Indian/Alaska Native	Male	15	0
Confirmed	30-39	American Indian/Alaska Native	Male	24	0
Confirmed	40-49	American Indian/Alaska Native	Male	31	0
Confirmed	50-59	American Indian/Alaska Native	Male	29	Suppressed
Confirmed	60-69	American Indian/Alaska Native	Male	22	Suppressed
Confirmed	70-79	American Indian/Alaska Native	Male	14	6
Confirmed	80+	American Indian/Alaska Native	Male	Suppressed	Suppressed
Confirmed	Unknown	American Indian/Alaska Native	Male	0	0
Confirmed	0-19	Asian/Pacific Islander	Male	46	0
Confirmed	20-29	Asian/Pacific Islander	Male	139	0
Confirmed	30-39	Asian/Pacific Islander	Male	151	0
Confirmed	40-49	Asian/Pacific Islander	Male	137	Suppressed
Confirmed	50-59	Asian/Pacific Islander	Male	120	Suppressed
Confirmed	60-69	Asian/Pacific Islander	Male	87	11
Confirmed	70-79	Asian/Pacific Islander	Male	40	11
Confirmed	80+	Asian/Pacific Islander	Male	32	16
Confirmed	Unknown	Asian/Pacific Islander	Male	0	0
Confirmed	0-19	Black/African American	Male	393	Suppressed
Confirmed	20-29	Black/African American	Male	1173	8
Confirmed	30-39	Black/African American	Male	1357	27
Confirmed	40-49	Black/African American	Male	1583	68
Confirmed	50-59	Black/African American	Male	1893	186
Confirmed	60-69	Black/African American	Male	1866	331
Confirmed	70-79	Black/African American	Male	1224	405
Confirmed	80+	Black/African American	Male	576	299
Confirmed	Unknown	Black/African American	Male	Suppressed	0
Confirmed	0-19	Multiple Races	Male	148	0
Confirmed	20-29	Multiple Races	Male	357	Suppressed
Confirmed	30-39	Multiple Races	Male	349	0
Confirmed	40-49	Multiple Races	Male	396	Suppressed
Confirmed	50-59	Multiple Races	Male	428	Suppressed
Confirmed	60-69	Multiple Races	Male	299	20
Confirmed	70-79	Multiple Races	Male	161	13

Confirmed	80+	Multiple Races	Male	71	17
Confirmed	Unknown	Multiple Races	Male	0	0
Confirmed	0-19	Other	Male	334	0
Confirmed	20-29	Other	Male	489	Suppressed
Confirmed	30-39	Other	Male	481	Suppressed
Confirmed	40-49	Other	Male	432	Suppressed
Confirmed	50-59	Other	Male	316	6
Confirmed	60-69	Other	Male	203	22
Confirmed	70-79	Other	Male	108	17
Confirmed	80+	Other	Male	48	11
Confirmed	Unknown	Other	Male	0	0
Confirmed	0-19	Unknown	Male	388	0
Confirmed	20-29	Unknown	Male	828	Suppressed
Confirmed	30-39	Unknown	Male	815	Suppressed
Confirmed	40-49	Unknown	Male	875	10
Confirmed	50-59	Unknown	Male	943	8
Confirmed	60-69	Unknown	Male	730	21
Confirmed	70-79	Unknown	Male	369	27
Confirmed	80+	Unknown	Male	242	41
Confirmed	Unknown	Unknown	Male	10	0
Confirmed	0-19	White	Male	874	0
Confirmed	20-29	White	Male	2181	Suppressed
Confirmed	30-39	White	Male	2059	11
Confirmed	40-49	White	Male	2076	36
Confirmed	50-59	White	Male	2517	111
Confirmed	60-69	White	Male	2326	269
Confirmed	70-79	White	Male	1595	448
Confirmed	80+	White	Male	1436	703
Confirmed	Unknown	White	Male	Suppressed	0
Confirmed	0-19	American Indian/Alaska Native	Unknown	0	0
Confirmed	20-29	American Indian/Alaska Native	Unknown	0	0
Confirmed	30-39	American Indian/Alaska Native	Unknown	0	0
Confirmed	40-49	American Indian/Alaska Native	Unknown	0	0
Confirmed	50-59	American Indian/Alaska Native	Unknown	0	0
Confirmed	60-69	American Indian/Alaska Native	Unknown	0	0
Confirmed	70-79	American Indian/Alaska Native	Unknown	0	0
Confirmed	80+	American Indian/Alaska Native	Unknown	0	0
Confirmed	Unknown	American Indian/Alaska Native	Unknown	0	0
Confirmed	0-19	Asian/Pacific Islander	Unknown	0	0
Confirmed	20-29	Asian/Pacific Islander	Unknown	0	0
Confirmed	30-39	Asian/Pacific Islander	Unknown	Suppressed	0
Confirmed	40-49	Asian/Pacific Islander	Unknown	0	0
Confirmed	50-59	Asian/Pacific Islander	Unknown	0	0
Confirmed	60-69	Asian/Pacific Islander	Unknown	0	0
Confirmed	70-79	Asian/Pacific Islander	Unknown	0	0
Confirmed	80+	Asian/Pacific Islander	Unknown	0	0
Confirmed	Unknown	Asian/Pacific Islander	Unknown	0	0
Confirmed	0-19	Black/African American	Unknown	Suppressed	0
Confirmed	20-29	Black/African American	Unknown	Suppressed	0
Confirmed	30-39	Black/African American	Unknown	Suppressed	0

Confirmed	40-49	Black/African American	Unknown	Suppressed	0
Confirmed	50-59	Black/African American	Unknown	Suppressed	0
Confirmed	60-69	Black/African American	Unknown	Suppressed	0
Confirmed	70-79	Black/African American	Unknown	Suppressed	0
Confirmed	80+	Black/African American	Unknown	Suppressed	0
Confirmed	Unknown	Black/African American	Unknown	Suppressed	0
Confirmed	0-19	Multiple Races	Unknown	Suppressed	0
Confirmed	20-29	Multiple Races	Unknown	Suppressed	0
Confirmed	30-39	Multiple Races	Unknown	Suppressed	0
Confirmed	40-49	Multiple Races	Unknown	0	0
Confirmed	50-59	Multiple Races	Unknown	Suppressed	0
Confirmed	60-69	Multiple Races	Unknown	Suppressed	0
Confirmed	70-79	Multiple Races	Unknown	Suppressed	0
Confirmed	80+	Multiple Races	Unknown	0	0
Confirmed	Unknown	Multiple Races	Unknown	0	0
Confirmed	0-19	Other	Unknown	Suppressed	0
Confirmed	20-29	Other	Unknown	0	0
Confirmed	30-39	Other	Unknown	Suppressed	0
Confirmed	40-49	Other	Unknown	Suppressed	0
Confirmed	50-59	Other	Unknown	Suppressed	0
Confirmed	60-69	Other	Unknown	0	0
Confirmed	70-79	Other	Unknown	0	0
Confirmed	80+	Other	Unknown	0	0
Confirmed	Unknown	Other	Unknown	0	0
Confirmed	0-19	Unknown	Unknown	16	0
Confirmed	20-29	Unknown	Unknown	20	0
Confirmed	30-39	Unknown	Unknown	20	0
Confirmed	40-49	Unknown	Unknown	28	Suppressed
Confirmed	50-59	Unknown	Unknown	23	0
Confirmed	60-69	Unknown	Unknown	13	0
Confirmed	70-79	Unknown	Unknown	8	0
Confirmed	80+	Unknown	Unknown	18	0
Confirmed	Unknown	Unknown	Unknown	6	0
Confirmed	0-19	White	Unknown	Suppressed	0
Confirmed	20-29	White	Unknown	7	0
Confirmed	30-39	White	Unknown	Suppressed	0
Confirmed	40-49	White	Unknown	Suppressed	0
Confirmed	50-59	White	Unknown	Suppressed	0
Confirmed	60-69	White	Unknown	6	0
Confirmed	70-79	White	Unknown	Suppressed	0
Confirmed	80+	White	Unknown	Suppressed	0
Confirmed	Unknown	White	Unknown	0	0
Probable	0-19	American Indian/Alaska Native	Female	Suppressed	0
Probable	20-29	American Indian/Alaska Native	Female	Suppressed	0
Probable	30-39	American Indian/Alaska Native	Female	Suppressed	0
Probable	40-49	American Indian/Alaska Native	Female	Suppressed	0
Probable	50-59	American Indian/Alaska Native	Female	Suppressed	0
Probable	60-69	American Indian/Alaska Native	Female	Suppressed	0
Probable	70-79	American Indian/Alaska Native	Female	Suppressed	0
Probable	80+	American Indian/Alaska Native	Female	0	0

Probable	Unknown	American Indian/Alaska Native	Female	0	0
Probable	0-19	Asian/Pacific Islander	Female	14	0
Probable	20-29	Asian/Pacific Islander	Female	19	0
Probable	30-39	Asian/Pacific Islander	Female	18	0
Probable	40-49	Asian/Pacific Islander	Female	6	0
Probable	50-59	Asian/Pacific Islander	Female	11	0
Probable	60-69	Asian/Pacific Islander	Female	Suppressed	0
Probable	70-79	Asian/Pacific Islander	Female	Suppressed	0
Probable	80+	Asian/Pacific Islander	Female	0	0
Probable	Unknown	Asian/Pacific Islander	Female	Suppressed	0
Probable	0-19	Black/African American	Female	46	0
Probable	20-29	Black/African American	Female	106	0
Probable	30-39	Black/African American	Female	85	0
Probable	40-49	Black/African American	Female	108	Suppressed
Probable	50-59	Black/African American	Female	117	Suppressed
Probable	60-69	Black/African American	Female	103	11
Probable	70-79	Black/African American	Female	38	8
Probable	80+	Black/African American	Female	26	18
Probable	Unknown	Black/African American	Female	Suppressed	0
Probable	0-19	Multiple Races	Female	17	0
Probable	20-29	Multiple Races	Female	34	0
Probable	30-39	Multiple Races	Female	18	0
Probable	40-49	Multiple Races	Female	43	0
Probable	50-59	Multiple Races	Female	45	0
Probable	60-69	Multiple Races	Female	29	0
Probable	70-79	Multiple Races	Female	9	0
Probable	80+	Multiple Races	Female	Suppressed	Suppressed
Probable	Unknown	Multiple Races	Female	Suppressed	0
Probable	0-19	Other	Female	41	0
Probable	20-29	Other	Female	27	0
Probable	30-39	Other	Female	29	0
Probable	40-49	Other	Female	26	0
Probable	50-59	Other	Female	18	Suppressed
Probable	60-69	Other	Female	14	Suppressed
Probable	70-79	Other	Female	7	0
Probable	80+	Other	Female	Suppressed	0
Probable	Unknown	Other	Female	Suppressed	0
Probable	0-19	Unknown	Female	135	0
Probable	20-29	Unknown	Female	286	0
Probable	30-39	Unknown	Female	270	0
Probable	40-49	Unknown	Female	362	0
Probable	50-59	Unknown	Female	379	0
Probable	60-69	Unknown	Female	318	Suppressed
Probable	70-79	Unknown	Female	134	0
Probable	80+	Unknown	Female	68	Suppressed
Probable	Unknown	Unknown	Female	21	0
Probable	0-19	White	Female	209	0
Probable	20-29	White	Female	266	0
Probable	30-39	White	Female	208	0
Probable	40-49	White	Female	242	Suppressed

Probable	50-59	White	Female	315	Suppressed
Probable	60-69	White	Female	207	15
Probable	70-79	White	Female	107	16
Probable	80+	White	Female	83	39
Probable	Unknown	White	Female	16	0
Probable	0-19	American Indian/Alaska Native	Male	0	0
Probable	20-29	American Indian/Alaska Native	Male	Suppressed	0
Probable	30-39	American Indian/Alaska Native	Male	0	0
Probable	40-49	American Indian/Alaska Native	Male	Suppressed	0
Probable	50-59	American Indian/Alaska Native	Male	Suppressed	0
Probable	60-69	American Indian/Alaska Native	Male	Suppressed	0
Probable	70-79	American Indian/Alaska Native	Male	0	0
Probable	80+	American Indian/Alaska Native	Male	Suppressed	Suppressed
Probable	Unknown	American Indian/Alaska Native	Male	0	0
Probable	0-19	Asian/Pacific Islander	Male	14	0
Probable	20-29	Asian/Pacific Islander	Male	13	0
Probable	30-39	Asian/Pacific Islander	Male	17	0
Probable	40-49	Asian/Pacific Islander	Male	Suppressed	0
Probable	50-59	Asian/Pacific Islander	Male	7	0
Probable	60-69	Asian/Pacific Islander	Male	Suppressed	0
Probable	70-79	Asian/Pacific Islander	Male	Suppressed	0
Probable	80+	Asian/Pacific Islander	Male	0	0
Probable	Unknown	Asian/Pacific Islander	Male	0	0
Probable	0-19	Black/African American	Male	44	0
Probable	20-29	Black/African American	Male	48	0
Probable	30-39	Black/African American	Male	43	0
Probable	40-49	Black/African American	Male	49	7
Probable	50-59	Black/African American	Male	76	6
Probable	60-69	Black/African American	Male	71	13
Probable	70-79	Black/African American	Male	40	20
Probable	80+	Black/African American	Male	11	9
Probable	Unknown	Black/African American	Male	Suppressed	0
Probable	0-19	Multiple Races	Male	25	0
Probable	20-29	Multiple Races	Male	21	0
Probable	30-39	Multiple Races	Male	27	0
Probable	40-49	Multiple Races	Male	32	0
Probable	50-59	Multiple Races	Male	24	0
Probable	60-69	Multiple Races	Male	17	0
Probable	70-79	Multiple Races	Male	9	0
Probable	80+	Multiple Races	Male	Suppressed	Suppressed
Probable	Unknown	Multiple Races	Male	Suppressed	0
Probable	0-19	Other	Male	37	0
Probable	20-29	Other	Male	36	0
Probable	30-39	Other	Male	21	0
Probable	40-49	Other	Male	20	0
Probable	50-59	Other	Male	14	0
Probable	60-69	Other	Male	13	Suppressed
Probable	70-79	Other	Male	7	Suppressed
Probable	80+	Other	Male	Suppressed	0
Probable	Unknown	Other	Male	Suppressed	0

Probable	0-19	Unknown	Male	139	0
Probable	20-29	Unknown	Male	211	0
Probable	30-39	Unknown	Male	238	Suppressed
Probable	40-49	Unknown	Male	251	Suppressed
Probable	50-59	Unknown	Male	279	0
Probable	60-69	Unknown	Male	219	Suppressed
Probable	70-79	Unknown	Male	85	Suppressed
Probable	80+	Unknown	Male	42	Suppressed
Probable	Unknown	Unknown	Male	18	0
Probable	0-19	White	Male	248	0
Probable	20-29	White	Male	212	Suppressed
Probable	30-39	White	Male	183	Suppressed
Probable	40-49	White	Male	174	Suppressed
Probable	50-59	White	Male	228	Suppressed
Probable	60-69	White	Male	171	11
Probable	70-79	White	Male	68	8
Probable	80+	White	Male	56	24
Probable	Unknown	White	Male	6	0
Probable	0-19	American Indian/Alaska Native	Unknown	0	0
Probable	20-29	American Indian/Alaska Native	Unknown	0	0
Probable	30-39	American Indian/Alaska Native	Unknown	0	0
Probable	40-49	American Indian/Alaska Native	Unknown	0	0
Probable	50-59	American Indian/Alaska Native	Unknown	0	0
Probable	60-69	American Indian/Alaska Native	Unknown	0	0
Probable	70-79	American Indian/Alaska Native	Unknown	0	0
Probable	80+	American Indian/Alaska Native	Unknown	0	0
Probable	Unknown	American Indian/Alaska Native	Unknown	0	0
Probable	0-19	Asian/Pacific Islander	Unknown	0	0
Probable	20-29	Asian/Pacific Islander	Unknown	0	0
Probable	30-39	Asian/Pacific Islander	Unknown	0	0
Probable	40-49	Asian/Pacific Islander	Unknown	0	0
Probable	50-59	Asian/Pacific Islander	Unknown	0	0
Probable	60-69	Asian/Pacific Islander	Unknown	0	0
Probable	70-79	Asian/Pacific Islander	Unknown	0	0
Probable	80+	Asian/Pacific Islander	Unknown	0	0
Probable	Unknown	Asian/Pacific Islander	Unknown	0	0
Probable	0-19	Black/African American	Unknown	0	0
Probable	20-29	Black/African American	Unknown	0	0
Probable	30-39	Black/African American	Unknown	0	0
Probable	40-49	Black/African American	Unknown	0	0
Probable	50-59	Black/African American	Unknown	0	0
Probable	60-69	Black/African American	Unknown	0	0
Probable	70-79	Black/African American	Unknown	0	0
Probable	80+	Black/African American	Unknown	0	0
Probable	Unknown	Black/African American	Unknown	0	0
Probable	0-19	Multiple Races	Unknown	0	0
Probable	20-29	Multiple Races	Unknown	Suppressed	0
Probable	30-39	Multiple Races	Unknown	Suppressed	0
Probable	40-49	Multiple Races	Unknown	0	0
Probable	50-59	Multiple Races	Unknown	Suppressed	0

Probable	60-69	Multiple Races	Unknown	Suppressed	0
Probable	70-79	Multiple Races	Unknown	0	0
Probable	80+	Multiple Races	Unknown	0	0
Probable	Unknown	Multiple Races	Unknown	0	0
Probable	0-19	Other	Unknown	0	0
Probable	20-29	Other	Unknown	0	0
Probable	30-39	Other	Unknown	0	0
Probable	40-49	Other	Unknown	0	0
Probable	50-59	Other	Unknown	0	0
Probable	60-69	Other	Unknown	0	0
Probable	70-79	Other	Unknown	0	0
Probable	80+	Other	Unknown	0	0
Probable	Unknown	Other	Unknown	0	0
Probable	0-19	Unknown	Unknown	Suppressed	0
Probable	20-29	Unknown	Unknown	Suppressed	0
Probable	30-39	Unknown	Unknown	6	0
Probable	40-49	Unknown	Unknown	7	0
Probable	50-59	Unknown	Unknown	Suppressed	0
Probable	60-69	Unknown	Unknown	9	0
Probable	70-79	Unknown	Unknown	Suppressed	0
Probable	80+	Unknown	Unknown	Suppressed	0
Probable	Unknown	Unknown	Unknown	130	0
Probable	0-19	White	Unknown	Suppressed	0
Probable	20-29	White	Unknown	Suppressed	0
Probable	30-39	White	Unknown	0	0
Probable	40-49	White	Unknown	Suppressed	0
Probable	50-59	White	Unknown	Suppressed	0
Probable	60-69	White	Unknown	0	0
Probable	70-79	White	Unknown	0	0
Probable	80+	White	Unknown	0	0
Probable	Unknown	White	Unknown	0	0

COVID-19 TESTS BY COUNTY 2020-07-23

Updated	COUNTY	TestType	Count	RatePerMillion
2020/07/23 12:30:59	Alcona	Diagnostic	1002	96699
2020/07/23 12:30:59	Alcona	Serology	35	3378
2020/07/23 12:30:59	Alcona	Total	1037	100077
2020/07/23 12:30:59	Alger	Diagnostic	409	44960
2020/07/23 12:30:59	Alger	Serology	54	5936
2020/07/23 12:30:59	Alger	Total	463	50896
2020/07/23 12:30:59	Allegan	Diagnostic	14016	119461
2020/07/23 12:30:59	Allegan	Serology	529	4509
2020/07/23 12:30:59	Allegan	Total	14545	123970
2020/07/23 12:30:59	Alpena	Diagnostic	1430	50423
2020/07/23 12:30:59	Alpena	Serology	103	3632
2020/07/23 12:30:59	Alpena	Total	1533	54055
2020/07/23 12:30:59	Antrim	Diagnostic	1750	74898
2020/07/23 12:30:59	Antrim	Serology	64	2739
2020/07/23 12:30:59	Antrim	Total	1814	77637
2020/07/23 12:30:59	Arenac	Serology	101	6715
2020/07/23 12:30:59	Arenac	Diagnostic	1883	125191
2020/07/23 12:30:59	Arenac	Total	1984	131906
2020/07/23 12:30:59	Baraga	Serology	16	1923
2020/07/23 12:30:59	Baraga	Diagnostic	1060	127404
2020/07/23 12:30:59	Baraga	Total	1076	129327
2020/07/23 12:30:59	Barry	Diagnostic	6713	109767
2020/07/23 12:30:59	Barry	Serology	389	6361
2020/07/23 12:30:59	Barry	Total	7102	116127
2020/07/23 12:30:59	Bay	Diagnostic	13069	125757
2020/07/23 12:30:59	Bay	Serology	752	7236
2020/07/23 12:30:59	Bay	Total	13821	132993
2020/07/23 12:30:59	Benzie	Serology	35	1971
2020/07/23 12:30:59	Benzie	Diagnostic	1565	88154
2020/07/23 12:30:59	Benzie	Total	1600	90126
2020/07/23 12:30:59	Berrien	Serology	1377	8933
2020/07/23 12:30:59	Berrien	Diagnostic	30125	195438
2020/07/23 12:30:59	Berrien	Total	31502	204371
2020/07/23 12:30:59	Branch	Diagnostic	3357	76957
2020/07/23 12:30:59	Branch	Serology	115	2636
2020/07/23 12:30:59	Branch	Total	3472	79593
2020/07/23 12:30:59	Calhoun	Diagnostic	20046	149055
2020/07/23 12:30:59	Calhoun	Serology	521	3874
2020/07/23 12:30:59	Calhoun	Total	20567	152929
2020/07/23 12:30:59	Cass	Diagnostic	4358	84371
2020/07/23 12:30:59	Cass	Serology	161	3117
2020/07/23 12:30:59	Cass	Total	4519	87488
2020/07/23 12:30:59	Charlevoix	Serology	286	10898
2020/07/23 12:30:59	Charlevoix	Diagnostic	2668	101661
2020/07/23 12:30:59	Charlevoix	Total	2954	112559
2020/07/23 12:30:59	Cheboygan	Serology	138	5430
2020/07/23 12:30:59	Cheboygan	Diagnostic	1543	60717

2020/07/23 12:30:59	Cheboygan	Total	1681	66147
2020/07/23 12:30:59	Chippewa	Diagnostic	1959	52216
2020/07/23 12:30:59	Chippewa	Serology	63	1679
2020/07/23 12:30:59	Chippewa	Total	2022	53896
2020/07/23 12:30:59	Clare	Diagnostic	2341	76113
2020/07/23 12:30:59	Clare	Serology	156	5072
2020/07/23 12:30:59	Clare	Total	2497	81185
2020/07/23 12:30:59	Clinton	Serology	2004	25261
2020/07/23 12:30:59	Clinton	Diagnostic	9552	120405
2020/07/23 12:30:59	Clinton	Total	11556	145666
2020/07/23 12:30:59	Correctional	Serology	7821	
2020/07/23 12:30:59	Correctional	Diagnostic	54648	
2020/07/23 12:30:59	Correctional	Total	62469	
2020/07/23 12:30:59	Crawford	Diagnostic	1095	78771
2020/07/23 12:30:59	Crawford	Serology	43	3093
2020/07/23 12:30:59	Crawford	Total	1138	81865
2020/07/23 12:30:59	Delta	Diagnostic	3396	94710
2020/07/23 12:30:59	Delta	Serology	183	5104
2020/07/23 12:30:59	Delta	Total	3579	99813
2020/07/23 12:30:59	Detroit City	Diagnostic	148523	228566
2020/07/23 12:30:59	Detroit City	Serology	9890	15220
2020/07/23 12:30:59	Detroit City	Total	158413	243786
2020/07/23 12:30:59	Dickinson	Diagnostic	1559	61419
2020/07/23 12:30:59	Dickinson	Serology	59	2324
2020/07/23 12:30:59	Dickinson	Total	1618	63743
2020/07/23 12:30:59	Eaton	Diagnostic	18684	170124
2020/07/23 12:30:59	Eaton	Serology	3095	28181
2020/07/23 12:30:59	Eaton	Total	21779	198305
2020/07/23 12:30:59	Emmet	Serology	672	20175
2020/07/23 12:30:59	Emmet	Diagnostic	3084	92590
2020/07/23 12:30:59	Emmet	Total	3756	112766
2020/07/23 12:30:59	Genesee	Diagnostic	42391	104182
2020/07/23 12:30:59	Genesee	Serology	8142	20010
2020/07/23 12:30:59	Genesee	Total	50533	124193
2020/07/23 12:30:59	Gladwin	Diagnostic	2512	99144
2020/07/23 12:30:59	Gladwin	Serology	96	3789
2020/07/23 12:30:59	Gladwin	Total	2608	102932
2020/07/23 12:30:59	Gogebic	Serology	28	1855
2020/07/23 12:30:59	Gogebic	Diagnostic	2180	144409
2020/07/23 12:30:59	Gogebic	Total	2208	146264
2020/07/23 12:30:59	Grand Traverse	Diagnostic	9393	101466
2020/07/23 12:30:59	Grand Traverse	Serology	327	3532
2020/07/23 12:30:59	Grand Traverse	Total	9720	104998
2020/07/23 12:30:59	Gratiot	Diagnostic	5151	126875
2020/07/23 12:30:59	Gratiot	Serology	277	6823
2020/07/23 12:30:59	Gratiot	Total	5428	133698
2020/07/23 12:30:59	Hillsdale	Diagnostic	4699	102713
2020/07/23 12:30:59	Hillsdale	Serology	170	3716
2020/07/23 12:30:59	Hillsdale	Total	4869	106429
2020/07/23 12:30:59	Houghton	Diagnostic	2565	70819

2020/07/23 12:30:59	Houghton	Serology	62	1712
2020/07/23 12:30:59	Houghton	Total	2627	72531
2020/07/23 12:30:59	Huron	Diagnostic	3539	113553
2020/07/23 12:30:59	Huron	Serology	188	6032
2020/07/23 12:30:59	Huron	Total	3727	119585
2020/07/23 12:30:59	Ingham	Serology	9966	34044
2020/07/23 12:30:59	Ingham	Diagnostic	51541	176067
2020/07/23 12:30:59	Ingham	Total	61507	210112
2020/07/23 12:30:59	Ionia	Diagnostic	8745	136194
2020/07/23 12:30:59	Ionia	Serology	790	12303
2020/07/23 12:30:59	Ionia	Total	9535	148497
2020/07/23 12:30:59	Iosco	Diagnostic	3611	143974
2020/07/23 12:30:59	Iosco	Serology	90	3588
2020/07/23 12:30:59	Iosco	Total	3701	147562
2020/07/23 12:30:59	Iron	Diagnostic	1090	98048
2020/07/23 12:30:59	Iron	Serology	10	900
2020/07/23 12:30:59	Iron	Total	1100	98948
2020/07/23 12:30:59	Isabella	Diagnostic	4746	67260
2020/07/23 12:30:59	Isabella	Serology	357	5059
2020/07/23 12:30:59	Isabella	Total	5103	72319
2020/07/23 12:30:59	Jackson	Serology	1071	6743
2020/07/23 12:30:59	Jackson	Diagnostic	25706	161853
2020/07/23 12:30:59	Jackson	Total	26777	168596
2020/07/23 12:30:59	Kalamazoo	Serology	1760	6645
2020/07/23 12:30:59	Kalamazoo	Diagnostic	32656	123291
2020/07/23 12:30:59	Kalamazoo	Total	34416	129935
2020/07/23 12:30:59	Kalkaska	Diagnostic	1616	90664
2020/07/23 12:30:59	Kalkaska	Serology	22	1234
2020/07/23 12:30:59	Kalkaska	Total	1638	91899
2020/07/23 12:30:59	Kent	Serology	8978	13732
2020/07/23 12:30:59	Kent	Diagnostic	111687	170831
2020/07/23 12:30:59	Kent	Total	120665	184563
2020/07/23 12:30:59	Keweenaw	Diagnostic	187	88500
2020/07/23 12:30:59	Keweenaw	Serology	9	4259
2020/07/23 12:30:59	Keweenaw	Total	196	92759
2020/07/23 12:30:59	Lake	Diagnostic	1843	155122
2020/07/23 12:30:59	Lake	Serology	75	6313
2020/07/23 12:30:59	Lake	Total	1918	161434
2020/07/23 12:30:59	Lapeer	Diagnostic	7156	81292
2020/07/23 12:30:59	Lapeer	Serology	1204	13677
2020/07/23 12:30:59	Lapeer	Total	8360	94970
2020/07/23 12:30:59	Leelanau	Serology	73	3354
2020/07/23 12:30:59	Leelanau	Diagnostic	1636	75170
2020/07/23 12:30:59	Leelanau	Total	1709	78524
2020/07/23 12:30:59	Lenawee	Diagnostic	8124	82674
2020/07/23 12:30:59	Lenawee	Serology	551	5607
2020/07/23 12:30:59	Lenawee	Total	8675	88281
2020/07/23 12:30:59	Livingston	Serology	3272	17111
2020/07/23 12:30:59	Livingston	Diagnostic	23863	124791
2020/07/23 12:30:59	Livingston	Total	27135	141902

2020/07/23 12:30:59	Luce	Diagnostic	271	43132
2020/07/23 12:30:59	Luce	Serology	14	2228
2020/07/23 12:30:59	Luce	Total	285	45360
2020/07/23 12:30:59	Mackinac	Diagnostic	653	60536
2020/07/23 12:30:59	Mackinac	Serology	34	3152
2020/07/23 12:30:59	Mackinac	Total	687	63688
2020/07/23 12:30:59	Macomb	Serology	20747	23717
2020/07/23 12:30:59	Macomb	Diagnostic	108500	124034
2020/07/23 12:30:59	Macomb	Total	129247	147752
2020/07/23 12:30:59	Manistee	Serology	91	3710
2020/07/23 12:30:59	Manistee	Diagnostic	1911	77911
2020/07/23 12:30:59	Manistee	Total	2002	81621
2020/07/23 12:30:59	Marquette	Diagnostic	11407	171493
2020/07/23 12:30:59	Marquette	Serology	673	10118
2020/07/23 12:30:59	Marquette	Total	12080	181610
2020/07/23 12:30:59	Mason	Diagnostic	4740	162887
2020/07/23 12:30:59	Mason	Serology	176	6048
2020/07/23 12:30:59	Mason	Total	4916	168935
2020/07/23 12:30:59	Mecosta	Diagnostic	4888	112252
2020/07/23 12:30:59	Mecosta	Serology	213	4891
2020/07/23 12:30:59	Mecosta	Total	5101	117143
2020/07/23 12:30:59	Menominee	Diagnostic	1067	46426
2020/07/23 12:30:59	Menominee	Serology	28	1218
2020/07/23 12:30:59	Menominee	Total	1095	47644
2020/07/23 12:30:59	Midland	Diagnostic	7250	87130
2020/07/23 12:30:59	Midland	Serology	611	7343
2020/07/23 12:30:59	Midland	Total	7861	94473
2020/07/23 12:30:59	Missaukee	Diagnostic	1290	85357
2020/07/23 12:30:59	Missaukee	Serology	51	3375
2020/07/23 12:30:59	Missaukee	Total	1341	88732
2020/07/23 12:30:59	Monroe	Diagnostic	13762	91479
2020/07/23 12:30:59	Monroe	Serology	1975	13128
2020/07/23 12:30:59	Monroe	Total	15737	104607
2020/07/23 12:30:59	Montcalm	Diagnostic	8696	135943
2020/07/23 12:30:59	Montcalm	Serology	583	9114
2020/07/23 12:30:59	Montcalm	Total	9279	145057
2020/07/23 12:30:59	Montmorency	Diagnostic	677	73071
2020/07/23 12:30:59	Montmorency	Serology	59	6368
2020/07/23 12:30:59	Montmorency	Total	736	79439
2020/07/23 12:30:59	Muskegon	Serology	711	4096
2020/07/23 12:30:59	Muskegon	Diagnostic	32132	185105
2020/07/23 12:30:59	Muskegon	Total	32843	189201
2020/07/23 12:30:59	Newaygo	Serology	346	7077
2020/07/23 12:30:59	Newaygo	Diagnostic	6921	141557
2020/07/23 12:30:59	Newaygo	Total	7267	148634
2020/07/23 12:30:59	Oakland	Serology	45449	36094
2020/07/23 12:30:59	Oakland	Diagnostic	160087	127134
2020/07/23 12:30:59	Oakland	Total	205536	163227
2020/07/23 12:30:59	Oceana	Serology	160	6009
2020/07/23 12:30:59	Oceana	Diagnostic	6182	232188

2020/07/23 12:30:59	Oceana	Total	6342	238197
2020/07/23 12:30:59	Ogemaw	Diagnostic	1547	73835
2020/07/23 12:30:59	Ogemaw	Serology	61	2911
2020/07/23 12:30:59	Ogemaw	Total	1608	76747
2020/07/23 12:30:59	Ontonagon	Diagnostic	837	144435
2020/07/23 12:30:59	Ontonagon	Serology	8	1381
2020/07/23 12:30:59	Ontonagon	Total	845	145815
2020/07/23 12:30:59	Osceola	Diagnostic	3868	165717
2020/07/23 12:30:59	Osceola	Serology	102	4370
2020/07/23 12:30:59	Osceola	Total	3970	170087
2020/07/23 12:30:59	Oscoda	Diagnostic	620	74915
2020/07/23 12:30:59	Oscoda	Serology	14	1692
2020/07/23 12:30:59	Oscoda	Total	634	76607
2020/07/23 12:30:59	Otsego	Diagnostic	1624	65842
2020/07/23 12:30:59	Otsego	Serology	203	8230
2020/07/23 12:30:59	Otsego	Total	1827	74073
2020/07/23 12:30:59	Ottawa	Diagnostic	45490	156595
2020/07/23 12:30:59	Ottawa	Serology	2640	9088
2020/07/23 12:30:59	Ottawa	Total	48130	165683
2020/07/23 12:30:59	Presque Isle	Diagnostic	818	64217
2020/07/23 12:30:59	Presque Isle	Serology	91	7144
2020/07/23 12:30:59	Presque Isle	Total	909	71361
2020/07/23 12:30:59	Roscommon	Diagnostic	2012	84240
2020/07/23 12:30:59	Roscommon	Serology	210	8792
2020/07/23 12:30:59	Roscommon	Total	2222	93033
2020/07/23 12:30:59	Saginaw	Serology	904	4738
2020/07/23 12:30:59	Saginaw	Diagnostic	32000	167715
2020/07/23 12:30:59	Saginaw	Total	32904	172453
2020/07/23 12:30:59	Sanilac	Serology	348	8450
2020/07/23 12:30:59	Sanilac	Diagnostic	4383	106430
2020/07/23 12:30:59	Sanilac	Total	4731	114880
2020/07/23 12:30:59	Schoolcraft	Diagnostic	555	68790
2020/07/23 12:30:59	Schoolcraft	Serology	29	3594
2020/07/23 12:30:59	Schoolcraft	Total	584	72385
2020/07/23 12:30:59	Shiawassee	Diagnostic	6429	94278
2020/07/23 12:30:59	Shiawassee	Serology	1051	15412
2020/07/23 12:30:59	Shiawassee	Total	7480	109690
2020/07/23 12:30:59	St Clair	Diagnostic	15370	96462
2020/07/23 12:30:59	St Clair	Serology	3179	19951
2020/07/23 12:30:59	St Clair	Total	18549	116414
2020/07/23 12:30:59	St Joseph	Serology	379	6209
2020/07/23 12:30:59	St Joseph	Diagnostic	7488	122668
2020/07/23 12:30:59	St Joseph	Total	7867	128876
2020/07/23 12:30:59	Tuscola	Diagnostic	8315	158333
2020/07/23 12:30:59	Tuscola	Serology	393	7483
2020/07/23 12:30:59	Tuscola	Total	8708	165816
2020/07/23 12:30:59	Unknown	Diagnostic	149569	
2020/07/23 12:30:59	Unknown	Serology	18023	
2020/07/23 12:30:59	Unknown	Total	167592	
2020/07/23 12:30:59	Van Buren	Diagnostic	10733	142257

2020/07/23 12:30:59	Van Buren	Serology	377	4997
2020/07/23 12:30:59	Van Buren	Total	11110	147254
2020/07/23 12:30:59	Washtenaw	Serology	6854	18476
2020/07/23 12:30:59	Washtenaw	Diagnostic	59503	160401
2020/07/23 12:30:59	Washtenaw	Total	66357	178878
2020/07/23 12:30:59	Wayne	Diagnostic	176868	160234
2020/07/23 12:30:59	Wayne	Serology	29657	26868
2020/07/23 12:30:59	Wayne	Total	206525	187102
2020/07/23 12:30:59	Wexford	Diagnostic	3725	111307
2020/07/23 12:30:59	Wexford	Serology	96	2869
2020/07/23 12:30:59	Wexford	Total	3821	114176

DIAGNOSTIC TESTS BY RESULT AND COUNTY 2020-07-23

MessageDate	COUNTY	Negative	Positive	Total
7/22/2020	Alcona	74	0	74
7/22/2020	Alger	7	0	7
7/22/2020	Allegan	299	4	303
7/22/2020	Alpena	29	0	29
7/22/2020	Antrim	91	0	91
7/22/2020	Arenac	26	0	26
7/22/2020	Baraga	9	0	9
7/22/2020	Barry	143	4	147
7/22/2020	Bay	254	5	259
7/22/2020	Benzie	48	0	48
7/22/2020	Berrien	731	38	769
7/22/2020	Branch	51	2	53
7/22/2020	Calhoun	549	13	562
7/22/2020	Cass	144	17	161
7/22/2020	Charlevoix	104	0	104
7/22/2020	Cheboygan	12	0	12
7/22/2020	Chippewa	76	1	77
7/22/2020	Clare	51	0	51
7/22/2020	Clinton	129	6	135
7/22/2020	Correctional	141	1	142
7/22/2020	Crawford	23	1	24
7/22/2020	Delta	71	2	73
7/22/2020	Detroit City	1059	43	1102
7/22/2020	Dickinson	14	0	14
7/22/2020	Eaton	237	4	241
7/22/2020	Emmet	39	0	39
7/22/2020	Genesee	654	27	681
7/22/2020	Gladwin	25	0	25
7/22/2020	Gogebic	31	0	31
7/22/2020	Grand Traverse	200	5	205
7/22/2020	Gratiot	44	0	44
7/22/2020	Hillsdale	59	0	59
7/22/2020	Houghton	54	2	56
7/22/2020	Huron	58	4	62
7/22/2020	Ingham	558	16	574
7/22/2020	Ionia	213	1	214
7/22/2020	Iosco	23	0	23
7/22/2020	Iron	10	0	10
7/22/2020	Isabella	77	3	80
7/22/2020	Jackson	503	8	511
7/22/2020	Kalamazoo	1300	36	1336
7/22/2020	Kalkaska	58	2	60
7/22/2020	Kent	2678	75	2753
7/22/2020	Keweenaw	5	0	5
7/22/2020	Lake	33	0	33
7/22/2020	Lapeer	74	1	75
7/22/2020	Leelanau	44	1	45

7/22/2020	Lenawee	161	7	168
7/22/2020	Livingston	355	2	357
7/22/2020	Luce	7	0	7
7/22/2020	Mackinac	9	0	9
7/22/2020	Macomb	1495	79	1574
7/22/2020	Manistee	38	1	39
7/22/2020	Marquette	331	2	333
7/22/2020	Mason	97	0	97
7/22/2020	Mecosta	87	1	88
7/22/2020	Menominee	5	2	7
7/22/2020	Midland	109	4	113
7/22/2020	Missaukee	18	0	18
7/22/2020	Monroe	241	13	254
7/22/2020	Montcalm	246	6	252
7/22/2020	Montmorency	9	0	9
7/22/2020	Muskegon	672	24	696
7/22/2020	Newaygo	200	6	206
7/22/2020	Oakland	2387	94	2481
7/22/2020	Oceana	86	0	86
7/22/2020	Ogemaw	17	0	17
7/22/2020	Ontonagon	13	0	13
7/22/2020	Osceola	73	2	75
7/22/2020	Oscoda	3	0	3
7/22/2020	Otsego	31	0	31
7/22/2020	Ottawa	994	40	1034
7/22/2020	Presque Isle	12	1	13
7/22/2020	Roscommon	63	1	64
7/22/2020	Saginaw	459	40	499
7/22/2020	Sanilac	158	5	163
7/22/2020	Schoolcraft	7	0	7
7/22/2020	Shiawassee	212	1	213
7/22/2020	St Clair	307	4	311
7/22/2020	St Joseph	187	13	200
7/22/2020	Tuscola	117	3	120
7/22/2020	Unknown	2171	98	2269
7/22/2020	Van Buren	338	30	368
7/22/2020	Washtenaw	1066	35	1101
7/22/2020	Wayne	2450	131	2581
7/22/2020	Wexford	50	0	50