



Western Michigan University  
ScholarWorks at WMU

---

Cumulative Michigan COVID-19 Data

Michigan COVID-19 State Data

---

7-25-2020

## 2020-07-25\_MichiganOverview\_COVIDstats

Michigan Department of Health & Human Services

Follow this and additional works at: <https://scholarworks.wmich.edu/michigan-covid-data-state-cumulative>



Part of the Public Health Commons

---

### WMU ScholarWorks Citation

Michigan Department of Health & Human Services, "2020-07-25\_MichiganOverview\_COVIDstats" (2020).  
*Cumulative Michigan COVID-19 Data*. 120.

<https://scholarworks.wmich.edu/michigan-covid-data-state-cumulative/120>

This Website is brought to you for free and open access  
by the Michigan COVID-19 State Data at ScholarWorks at  
WMU. It has been accepted for inclusion in Cumulative  
Michigan COVID-19 Data by an authorized administrator  
of ScholarWorks at WMU. For more information, please  
contact [wmu-scholarworks@wmich.edu](mailto:wmu-scholarworks@wmich.edu).



# Coronavirus

CORONAVIRUS / MICHIGAN DATA

## Michigan Data



### DATA ABOUT PLACES

### LONG TERM CARE FACILITIES

### CORONAVIRUS SYMPTOMS

### CUMULATIVE RECOVERED



**Due to technical issues affect testing reports, testing data will be updated July 26, 2020.**



**\*\*Note on deaths (7/25/20):** Regular reviews of death certificate data maintained in Vital Records reporting systems are conducted by MDHHS staff three times per week. As a part of this process, records that identify COVID-19 infection as a contributing factor to death are compared against all laboratory confirmed cases of COVID-19 in the Michigan Disease Surveillance System (MDSS). If a death certificate is matched to a confirmed COVID-19 case and that record in the MDSS does not indicate the individual died, the MDSS record is updated to indicate the death and the appropriate local health department is notified. These matched deaths are then included with mortality information posted to the Michigan Coronavirus website. As a result of the most recent assessment, today's data includes 8 additional deaths identified by this methodology.



CURRENT STATUS	DAILY CASES	CUMULATIVE TRENDS	DEMOGRAPHICS	TOTAL TESTING	DIAGNOSTIC TESTING	LEARN MORE
----------------	-------------	-------------------	--------------	---------------	--------------------	------------

[View Cases](#)

[View Deaths](#)

[View Table](#)

COVID-19 Cases by County

Confirmed cases include individuals with a positive diagnostic test for COVID-19. Probable cases include individuals with COVID-19 symptoms and an epidemiologic link to confirmed COVID-19, but no diagnostic test.

Cases by County

- 2-15
- 16-130
- 131-1071
- 1072-13822
- 13823+

Michigan

Saturday, July 25, 2020

Michigan (Statewide) Case Fatality Rate

8.0%

Current Totals

Case Status	Cases	Deaths
Confirmed	76,978	6,149
Probable	8,644	251
Total	85,622	6,400

Laboratory Testing

Test Type	Tests Performed
Diagnostic	1,637,017
Serology	204,810
Total	1,841,827

Select Preparedness Region:

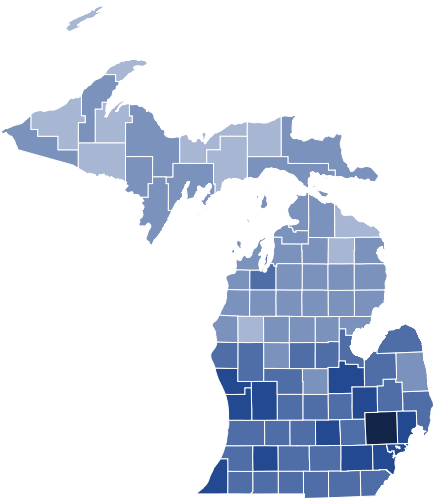
All

Select County:

All

This report is provisional and subject to change. City of Detroit and Wayne County are reported separately. MDHHS began tracking probable cases April 5, 2020. FCI indicates federal correctional institute. MDOC indicates Michigan Department of Corrections. Diagnostic tests, including nucleic acid amplification/real-time polymerase chain reaction (NAAT/RT-PCR) and rapid virus antigen detection point of care (POC) tests, look for current infection. Serology (antibody) tests are used to look for the possibility of previous infection.

Source: Michigan Disease Surveillance System (MDSS) and Vital Records.



Microsoft Power BI

< 1 of 7 >



Q

X

Cases by Hispanic/Latino Ethnicity

Hispanic/Latino Ethnicity	Percentage of Overall Cases by Ethnicity	Percentage of Deceased Cases by Ethnicity
Hispanic/Latino	8%	2%
Non-Hispanic Latino	65%	83%
Unknown	27%	15%

Totals may not add to 100% due to rounding



**Cases by Arab Ethnicity**

<b>Arab Ethnicity</b>	<b>Percentage of Overall Cases by Ethnicity</b>	<b>Percentage of Deceased Cases by Ethnicity</b>
Arab	2%	1%
Non-Arab	45%	44%
Unknown	53%	54%

***Totals may not add to 100% due to rounding***

PUBLIC USE DATASETS 7/25/2020

(Downloadable .xlsx files)

Cases and Deaths by County

Cases by County by Date

Cases by Demographics Statewide

COVID-19 Tests by County

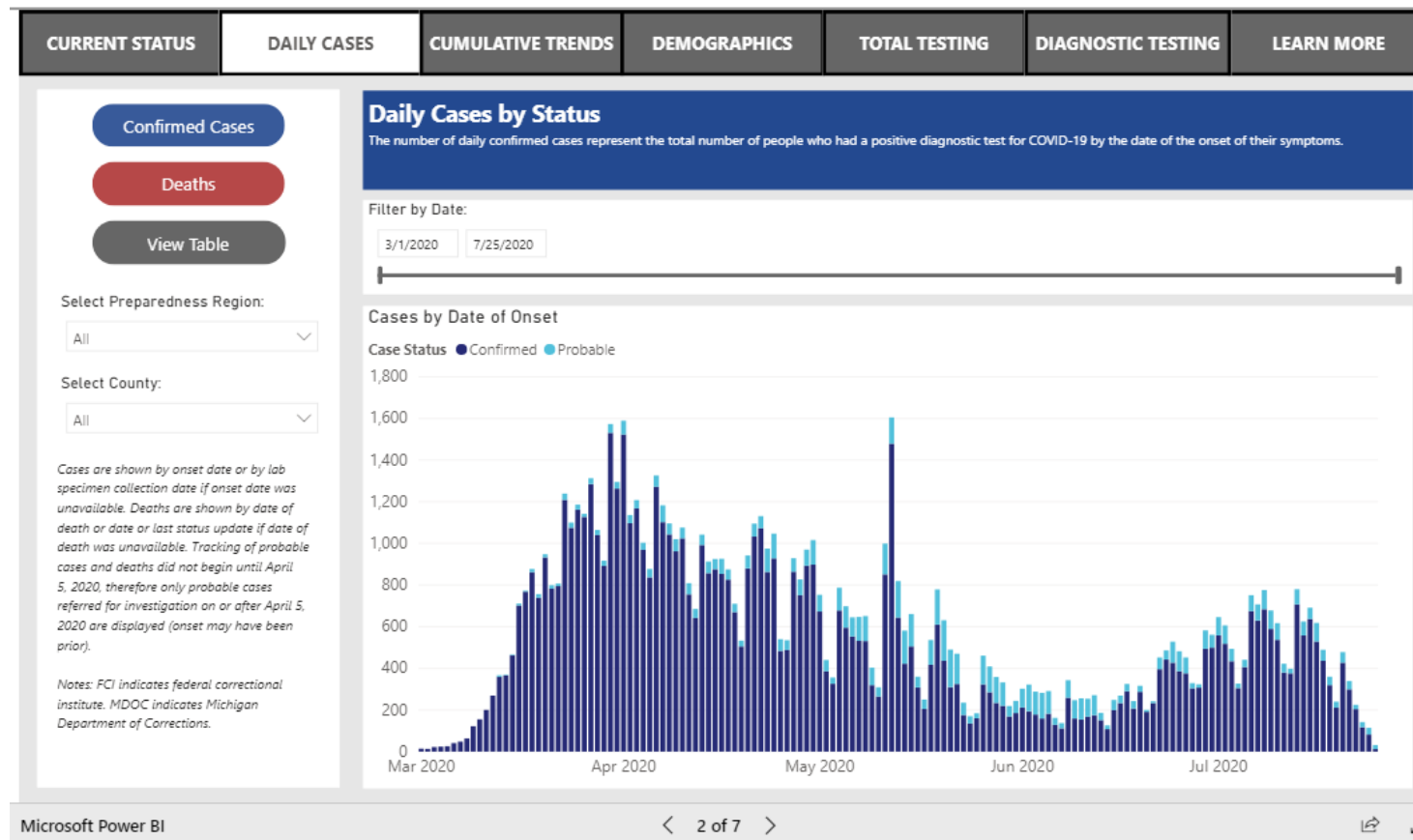
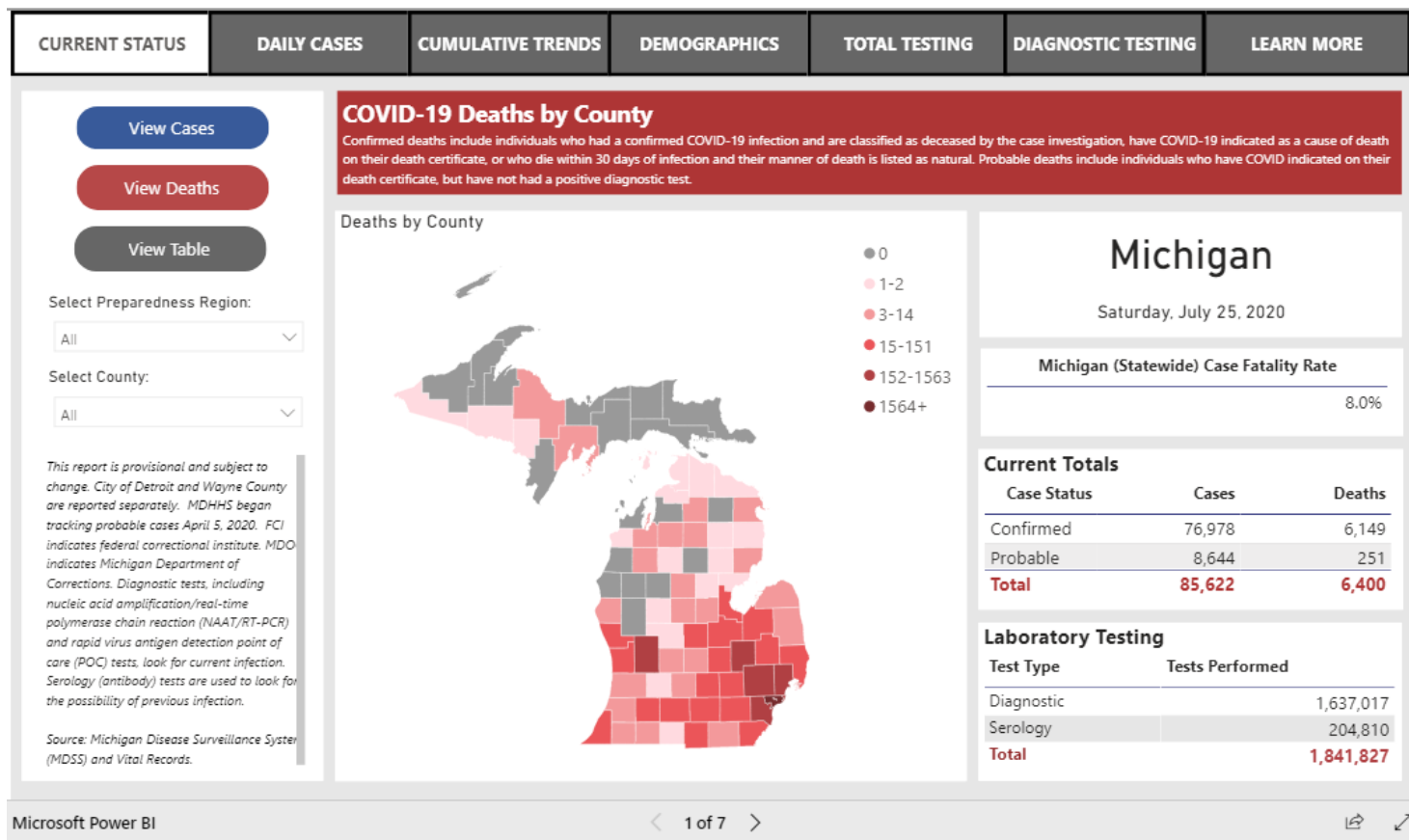
Diagnostic Tests by Result and County

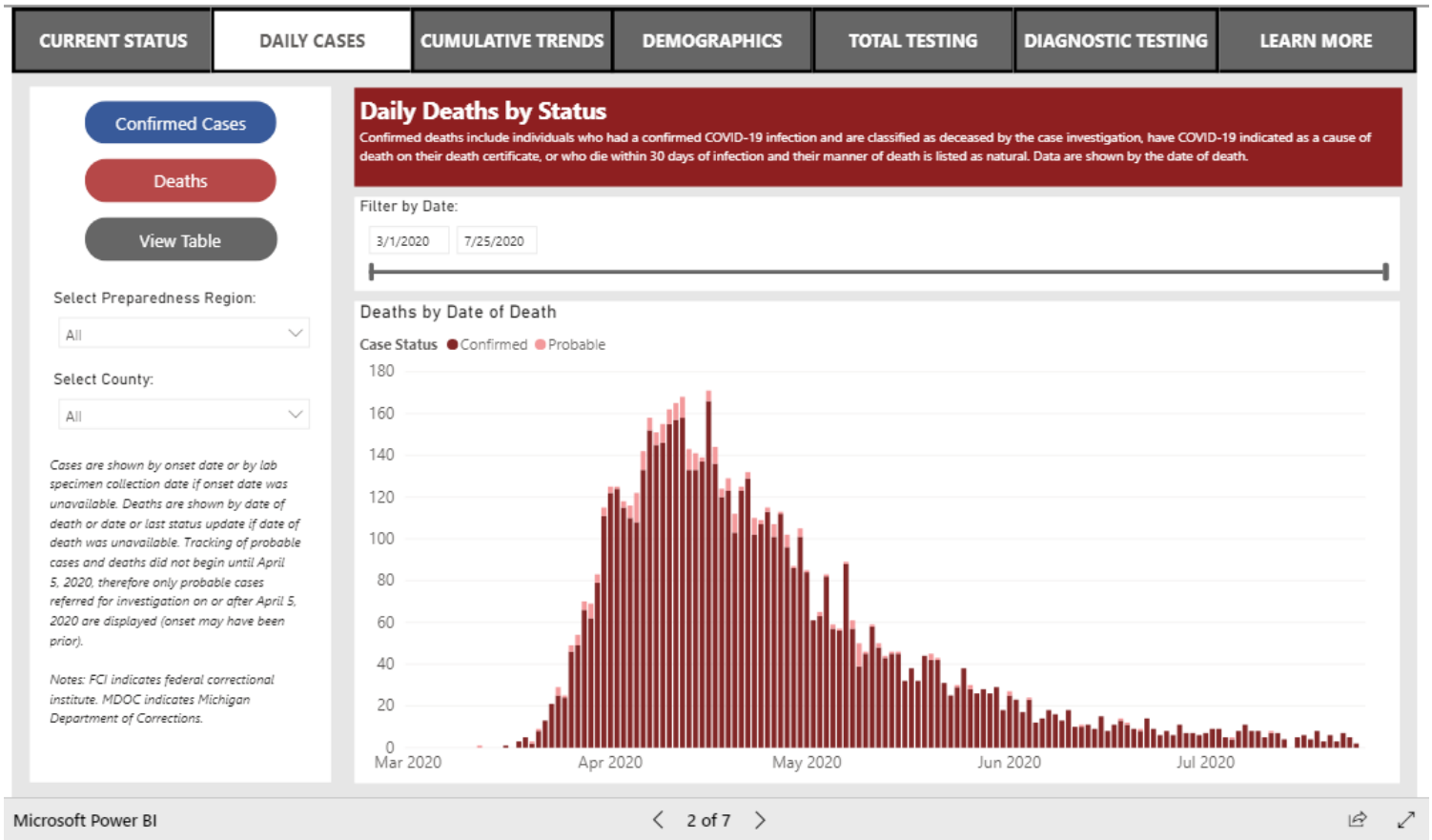


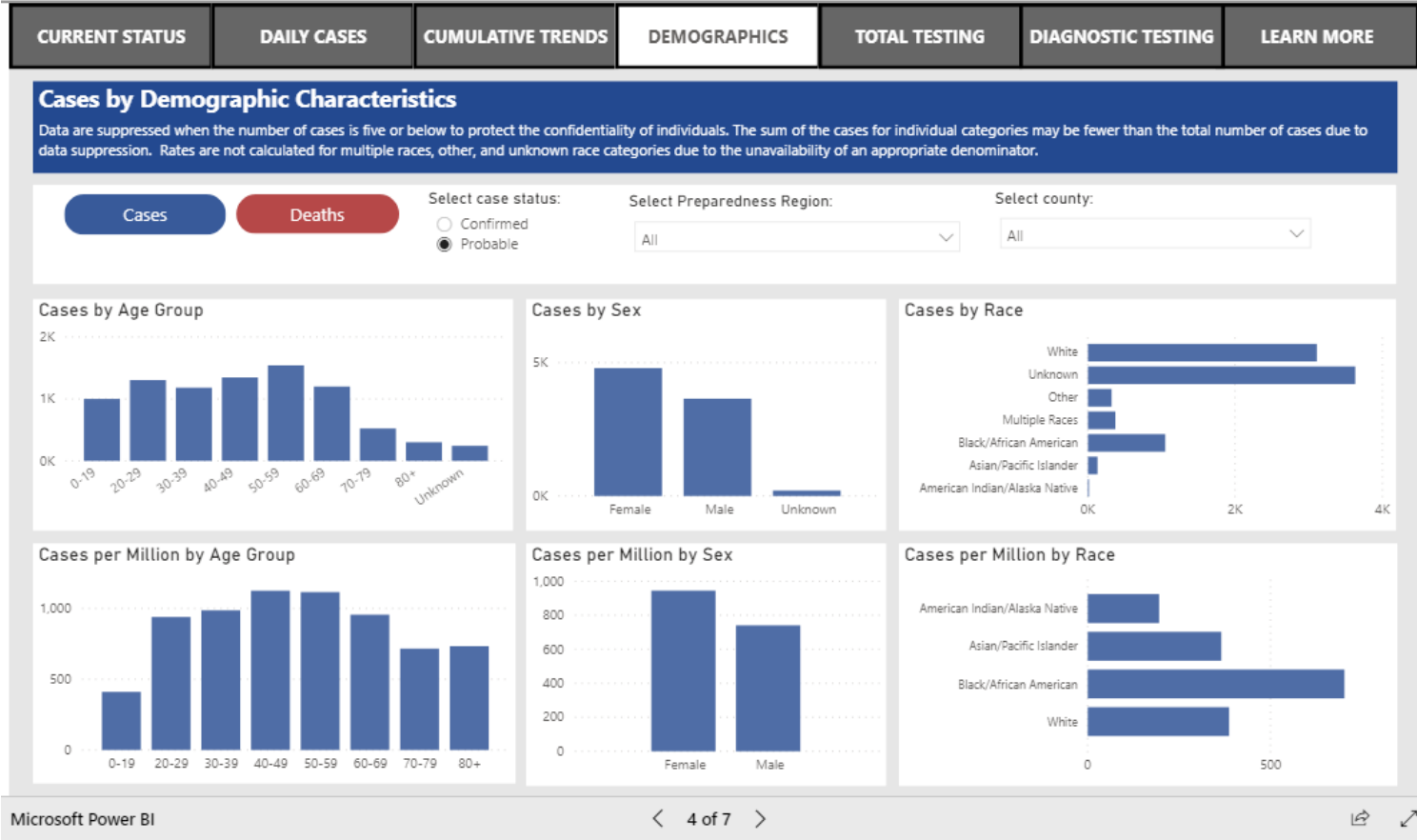
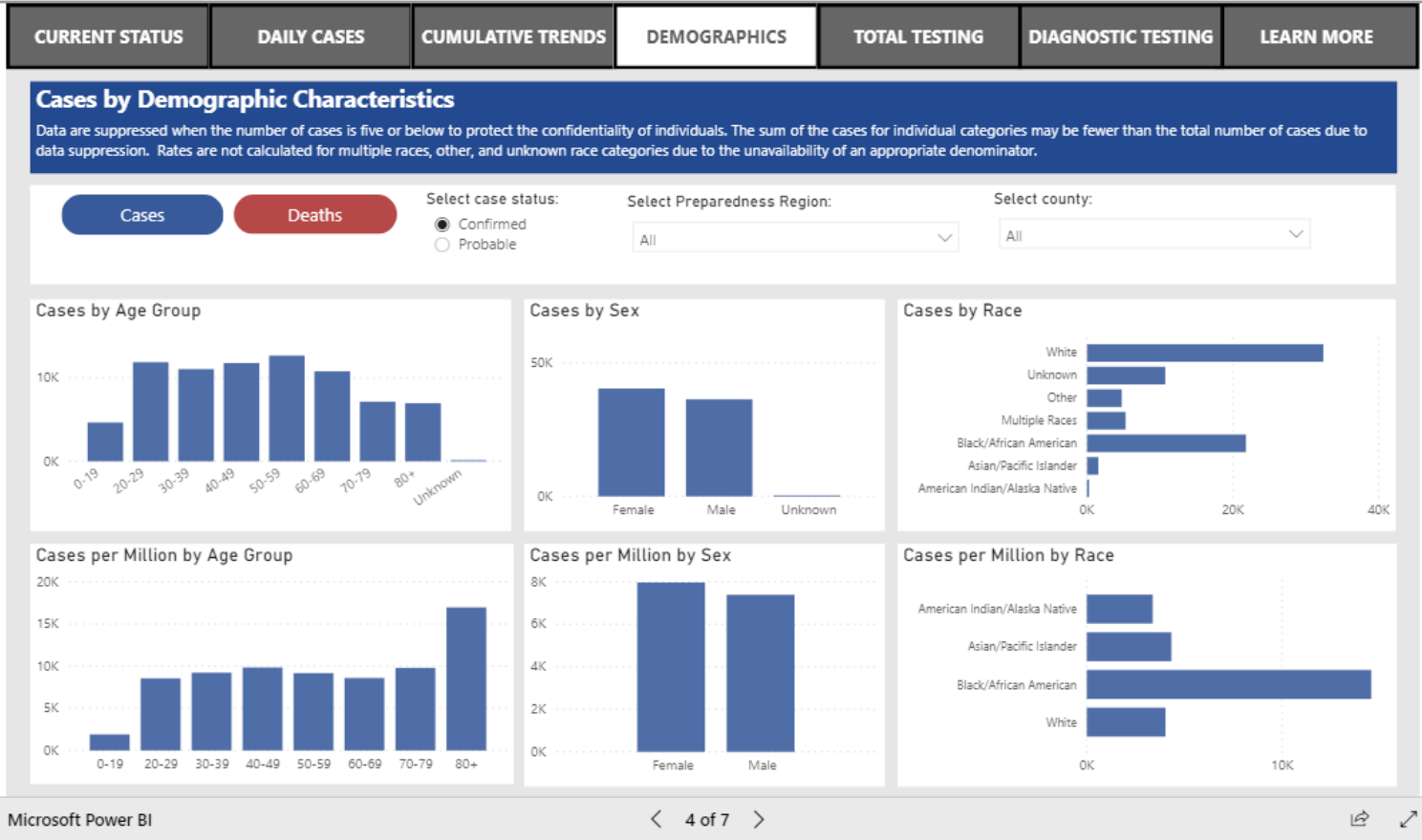
**MICHIGAN.GOV HOME**  
**ADA**  
**MICHIGAN NEWS**  
**POLICIES**

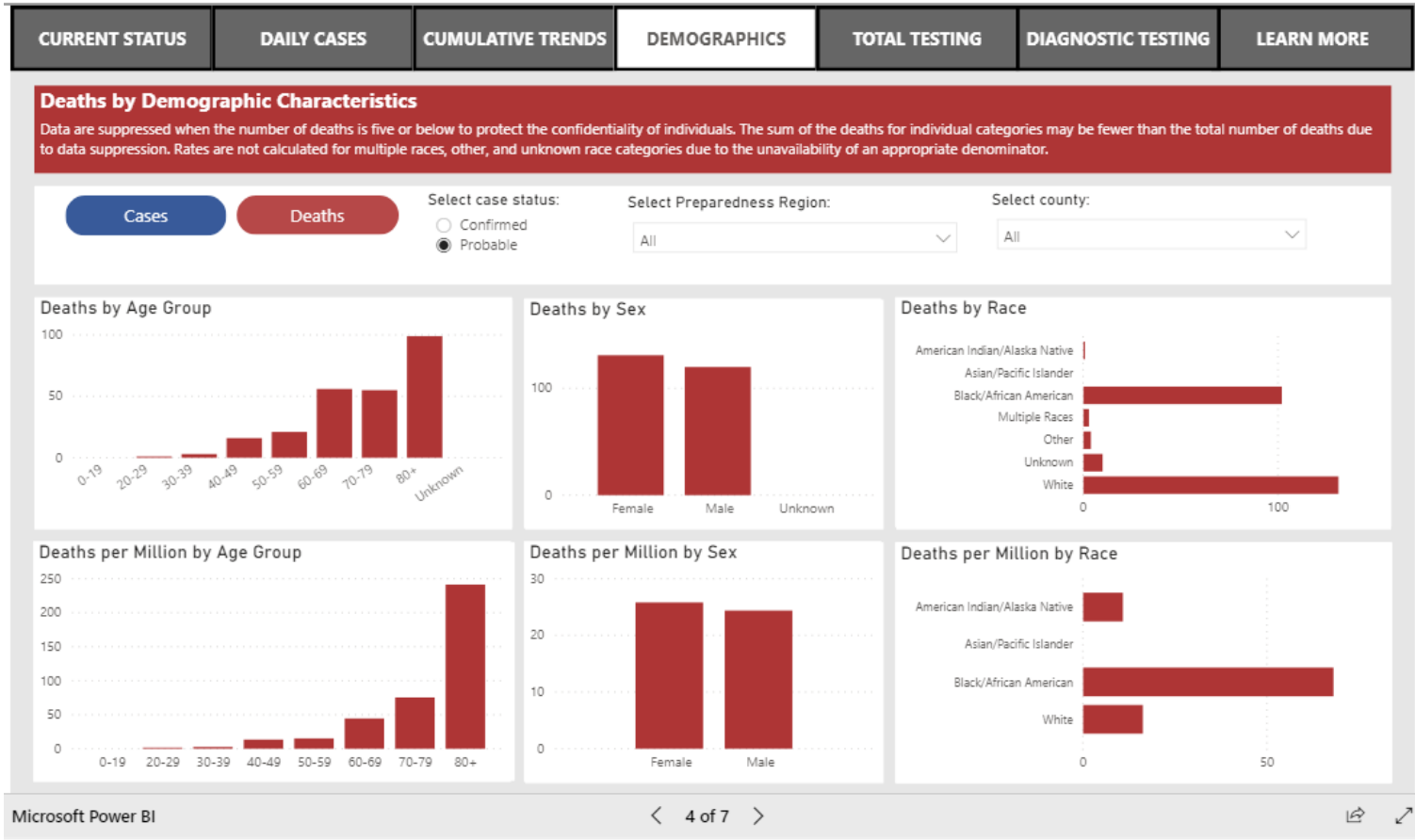
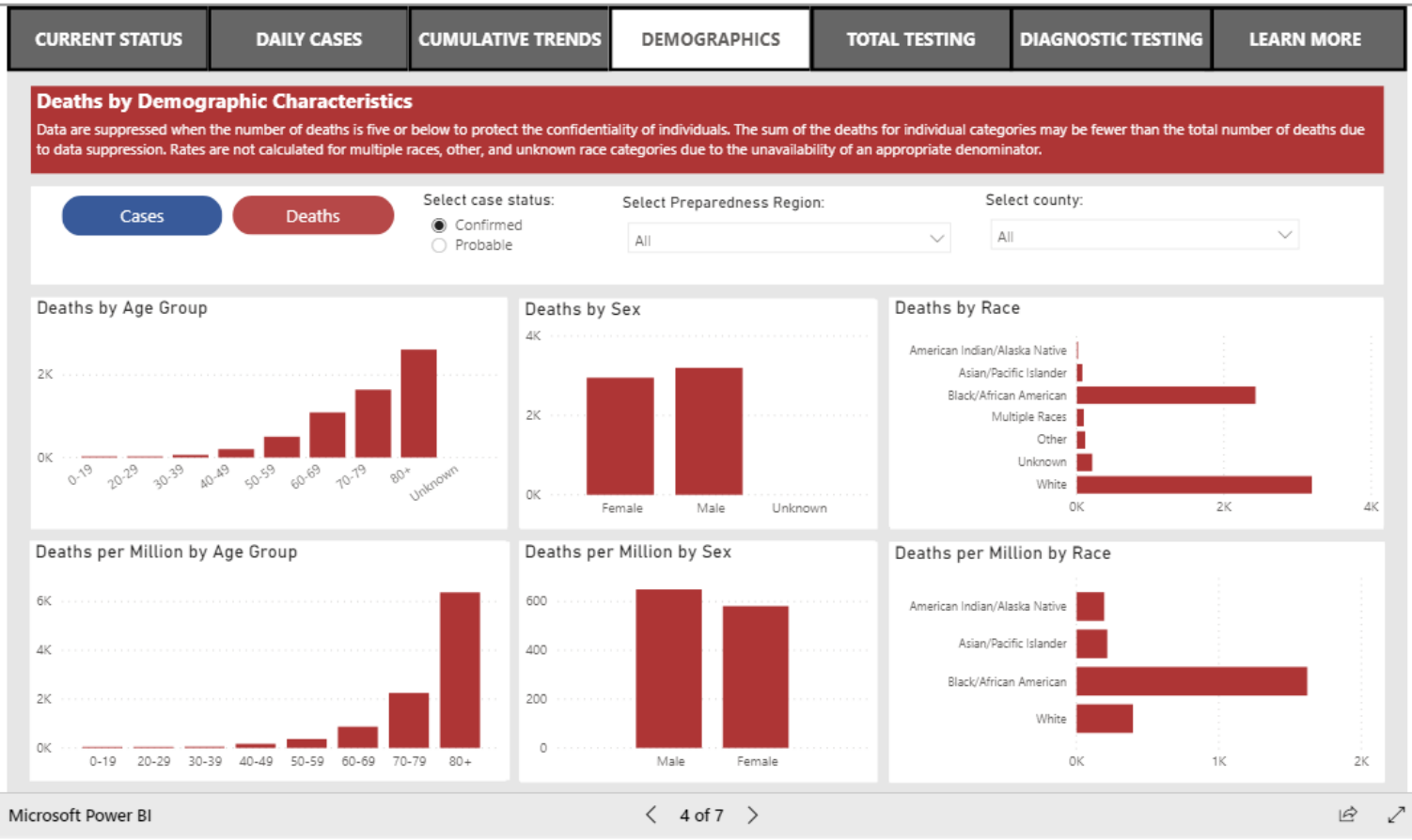
**COPYRIGHT 2020 STATE OF MICHIGAN**



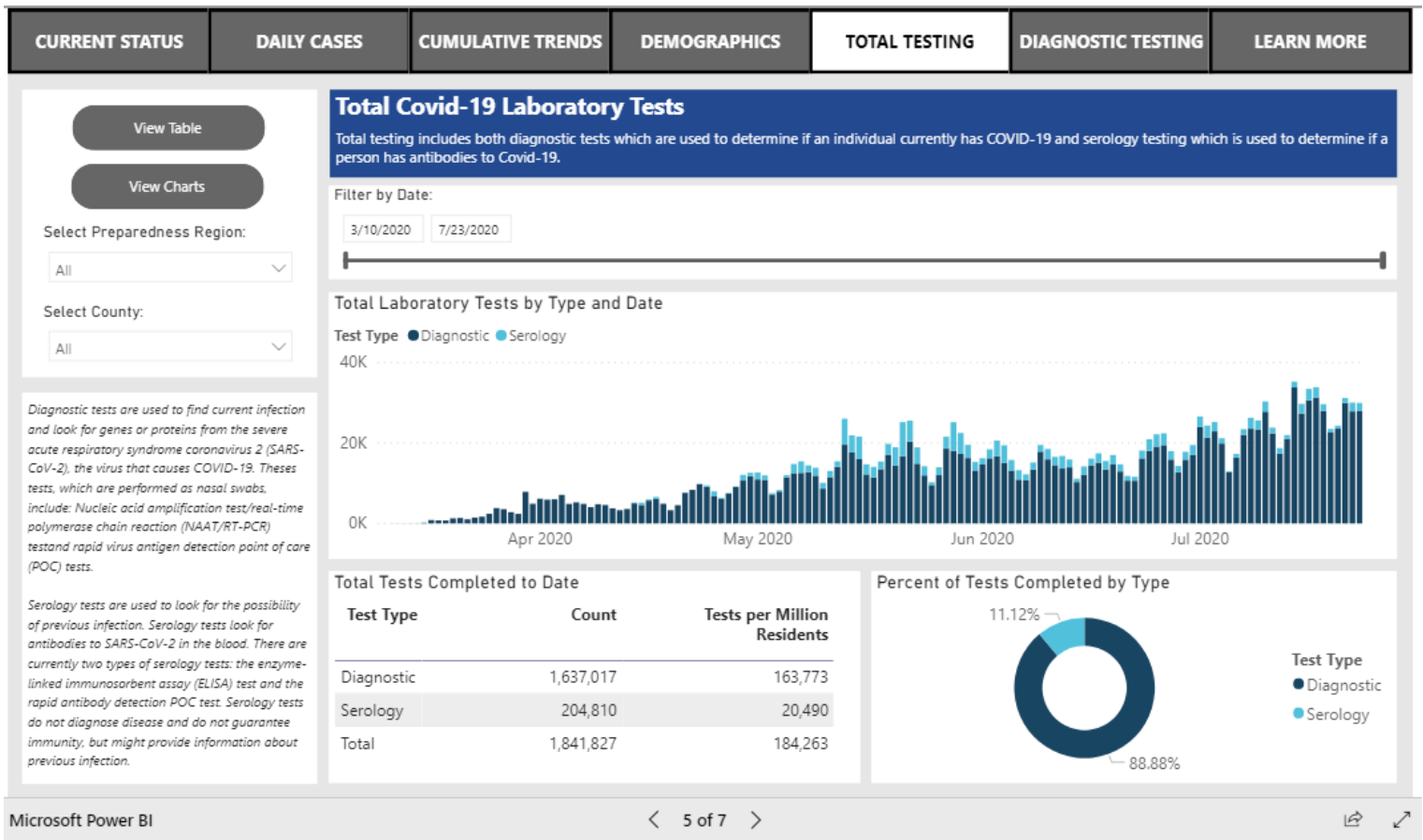












CURRENT STATUS	DAILY CASES	CUMULATIVE TRENDS	DEMOGRAPHICS	TOTAL TESTING	DIAGNOSTIC TESTING	LEARN MORE
----------------	-------------	-------------------	--------------	---------------	--------------------	------------

#### Where does the data come from?

The State of Michigan COVID-19 Dashboard displays the most recent provisional data reported to the Michigan Department of Health and Humans Services (MDHHS) about cases in Michigan by selected demographics and county of residence (City of Detroit and Wayne County are reported separately). Data are reported to MDHHS via the [Michigan Disease Surveillance System \(MDSS\)](#). Provisional Death data are provided by the MDHHS Division for [Vital Records & Health Statistics](#).

#### How does MDHHS classify confirmed and probable cases?

Confirmed cases only include individuals who have had a positive diagnostic laboratory test for COVID-19. Probable cases include individuals who have symptoms consistent with COVID-19 and an epidemiologic link to a confirmed case or a positive serology (antibody) test, but do not have a positive diagnostic laboratory test for COVID-19 and individuals with a positive serology (antibody) test for COVID-19 and an epidemiologic link to a confirmed case.

#### How does MDHHS classify confirmed and probable deaths?

Confirmed deaths include individuals who meet one or more of the following conditions: 1) Have been identified as a confirmed case and classified as deceased as a result of a case investigation in the Michigan Disease Surveillance System (MDSS). MDSS is the database used by state and local health department to monitor reportable diseases like COVID-19; 2) have been identified as a confirmed case in MDSS had have a death certificate with COVID-19 listed as a cause of death; 3) have been identified as a confirmed case in MDSS and die within 30 days of onset of COVID-19 infection and have a death certificate which classifies their manner death as 'natural'. Probable deaths include individuals who have COVID indicated as a cause of death on their death certificate but have not had a positive diagnostic laboratory test.

#### Why do the number of probable cases fluctuate?

The number of probable cases can change daily based on the investigation efforts of the health department. When a probable case is first reported, local and/or state health department staff investigate to determine if the person meets the case definition of probable. As additional information is gathered, the case could be re-classified to confirmed, remain as probable, or be determined as not a case.

#### Why do data in the demographics tab not sum to the total number of cases for a county or region?

Data are not shown whenever the number of cases for a particular demographic category is fewer than six to protect the confidentiality of individuals. Rates are not calculated for other, multiple, and unknown race because an appropriate population denominator is not available for these categories at the county level.

#### Where can I get more information about COVID-19?

Visit <https://www.michigan.gov/coronavirus> to find information on resources and assistance, answers to frequently asked questions, and the latest updates on Michigan's response to COVID-19. For COVID-19 updates from CDC visit <https://www.cdc.gov/coronavirus/2019-ncov>.

## Cumulative Total of Recovered COVID-19 Cases

**Cumulative Total of Recovered COVID-19 Cases (as of 07/24/2020): 57,502**

**Note on recovery:** During this response, MDHHS is reviewing vital records statistics to identify any laboratory confirmed COVID-19 cases who are 30 days out from their onset of illness to represent recovery status. As the pandemic continues to impact Michigan, this pool will expand to include more cases. Recovered is defined as the number of persons with a confirmed COVID-19 diagnosis who are alive 30 days post-onset (or referral date if onset is not available). The number of persons recovered on July 24, 2020 represents COVID-19 confirmed individuals with an onset date on or prior to June 24, 2020. If an individual dies from a COVID-related cause >30 days from onset/referral, they are removed from the number of persons recovered. These numbers will be updated every Saturday.

**Source:** Michigan Disease Surveillance System and Vital Records

# **CASES AND DEATHS BY COUNTY 2020-07-25**

Updated	COUNTY	ConfirmedCases	ConfirmedDeaths	ProbableCases	ProbableDeaths
2020/07/25 16:34:08	Alcona	23	1	4	0
2020/07/25 16:34:08	Alger	3	0	2	0
2020/07/25 16:34:08	Allegan	410	7	55	0
2020/07/25 16:34:08	Alpena	111	13	14	0
2020/07/25 16:34:08	Antrim	31	0	3	0
2020/07/25 16:34:08	Arenac	36	2	4	0
2020/07/25 16:34:08	Baraga	5	0		
2020/07/25 16:34:08	Barry	141	2	27	0
2020/07/25 16:34:08	Bay	452	31	58	0
2020/07/25 16:34:08	Benzie	23	1	5	0
2020/07/25 16:34:08	Berrien	1032	63	172	0
2020/07/25 16:34:08	Branch	276	2	30	0
2020/07/25 16:34:08	Calhoun	603	38	85	1
2020/07/25 16:34:08	Cass	240	8	18	0
2020/07/25 16:34:08	Charlevoix	38	2	4	0
2020/07/25 16:34:08	Cheboygan	27	2	6	0
2020/07/25 16:34:08	Chippewa	19	0	7	0
2020/07/25 16:34:08	Clare	45	3	3	0
2020/07/25 16:34:08	Clinton	296	12	57	0
2020/07/25 16:34:08	Crawford	86	5	8	0
2020/07/25 16:34:08	Delta	45	3	13	0
2020/07/25 16:34:08	Dickinson	39	2	1	0
2020/07/25 16:34:08	Eaton	324	7	81	0
2020/07/25 16:34:08	Emmet	46	2	5	0
2020/07/25 16:34:08	Genesee	2597	269	671	25
2020/07/25 16:34:08	Gladwin	31	2		
2020/07/25 16:34:08	Gogebic	48	1	6	0
2020/07/25 16:34:08	Grand Traverse	139	5	19	0
2020/07/25 16:34:08	Gratiot	112	15	12	0
2020/07/25 16:34:08	Hillsdale	209	25	15	0
2020/07/25 16:34:08	Houghton	35	0	6	0
2020/07/25 16:34:08	Huron	112	3	19	0
2020/07/25 16:34:08	Ingham	1297	29	44	0
2020/07/25 16:34:08	Ionia	219	5	35	0
2020/07/25 16:34:08	Iosco	106	10	18	1
2020/07/25 16:34:08	Iron	12	1		
2020/07/25 16:34:08	Isabella	168	8	24	0
2020/07/25 16:34:08	Jackson	601	31	22	1
2020/07/25 16:34:08	Kalamazoo	1300	75	111	1
2020/07/25 16:34:08	Kalkaska	34	4	14	0
2020/07/25 16:34:08	Kent	6050	149	598	3
2020/07/25 16:34:08	Keweenaw	2	0		
2020/07/25 16:34:08	Lake	14	0	1	0
2020/07/25 16:34:08	Lapeer	306	31	64	1
2020/07/25 16:34:08	Leelanau	54	0	5	0
2020/07/25 16:34:08	Lenawee	311	11	38	0
2020/07/25 16:34:08	Livingston	570	27	131	1

2020/07/25 16:34:08	Luce	3	0		
2020/07/25 16:34:08	Mackinac	15	0	1	0
2020/07/25 16:34:08	Macomb	8450	899	329	37
2020/07/25 16:34:08	Manistee	29	0	1	0
2020/07/25 16:34:08	Marquette	105	11	7	0
2020/07/25 16:34:08	Mason	83	0	10	0
2020/07/25 16:34:08	Mecosta	44	2	5	0
2020/07/25 16:34:08	Menominee	64	0	5	0
2020/07/25 16:34:08	Midland	198	9	62	0
2020/07/25 16:34:08	Missaukee	26	1	14	0
2020/07/25 16:34:08	Monroe	676	20	108	1
2020/07/25 16:34:08	Montcalm	149	1	18	0
2020/07/25 16:34:08	Montmorency	7	0		
2020/07/25 16:34:08	Muskegon	1027	56	45	0
2020/07/25 16:34:08	Newaygo	233	0	9	0
2020/07/25 16:34:08	Oakland	10577	1085	3246	42
2020/07/25 16:34:08	Oceana	437	5	19	0
2020/07/25 16:34:08	Ogemaw	36	2	13	0
2020/07/25 16:34:08	Ontonagon	2	0	1	0
2020/07/25 16:34:08	Osceola	58	0	6	0
2020/07/25 16:34:08	Oscoda	17	1	6	0
2020/07/25 16:34:08	Otsego	110	10	18	0
2020/07/25 16:34:08	Ottawa	1475	48	97	5
2020/07/25 16:34:08	Presque Isle	13	1	1	0
2020/07/25 16:34:08	Roscommon	40	0	5	0
2020/07/25 16:34:08	Saginaw	1602	121	89	3
2020/07/25 16:34:08	Sanilac	79	5	8	1
2020/07/25 16:34:08	Schoolcraft	8	0		
2020/07/25 16:34:08	Shiawassee	273	27	26	1
2020/07/25 16:34:08	St Clair	578	52	109	1
2020/07/25 16:34:08	St Joseph	428	6	69	0
2020/07/25 16:34:08	Tuscola	249	27	19	0
2020/07/25 16:34:08	Van Buren	315	9	35	1
2020/07/25 16:34:08	Washtenaw	1996	110	284	0
2020/07/25 16:34:08	Wayne	12063	1181	577	37
2020/07/25 16:34:08	Wexford	47	4	8	0
2020/07/25 16:34:08	MDOC	4122	68	1	0
2020/07/25 16:34:08	FCI	185	5	4	0
2020/07/25 16:34:08	Out-of-State	104	0	1	0
2020/07/25 16:34:08	Unknown	7	0	6	0
2020/07/25 16:34:08	Detroit City	12370	1476	867	88

# **CASES BY DEMOGRAPHICS STATEWIDE 2020-07-25**

CASE_STATUS	AgeCat	RaceCat	SEX	Cases	Deaths
Confirmed	0-19	American Indian/Alaska Native	Female	16	0
Confirmed	20-29	American Indian/Alaska Native	Female	29	0
Confirmed	30-39	American Indian/Alaska Native	Female	20	0
Confirmed	40-49	American Indian/Alaska Native	Female	31	0
Confirmed	50-59	American Indian/Alaska Native	Female	35	0
Confirmed	60-69	American Indian/Alaska Native	Female	17	Suppressed
Confirmed	70-79	American Indian/Alaska Native	Female	13	Suppressed
Confirmed	80+	American Indian/Alaska Native	Female	Suppressed	Suppressed
Confirmed	Unknown	American Indian/Alaska Native	Female	0	0
Confirmed	0-19	Asian/Pacific Islander	Female	45	0
Confirmed	20-29	Asian/Pacific Islander	Female	124	0
Confirmed	30-39	Asian/Pacific Islander	Female	170	0
Confirmed	40-49	Asian/Pacific Islander	Female	160	0
Confirmed	50-59	Asian/Pacific Islander	Female	140	Suppressed
Confirmed	60-69	Asian/Pacific Islander	Female	89	Suppressed
Confirmed	70-79	Asian/Pacific Islander	Female	42	10
Confirmed	80+	Asian/Pacific Islander	Female	50	22
Confirmed	Unknown	Asian/Pacific Islander	Female	0	0
Confirmed	0-19	Black/African American	Female	469	Suppressed
Confirmed	20-29	Black/African American	Female	1678	Suppressed
Confirmed	30-39	Black/African American	Female	1755	9
Confirmed	40-49	Black/African American	Female	1931	52
Confirmed	50-59	Black/African American	Female	1883	104
Confirmed	60-69	Black/African American	Female	1766	220
Confirmed	70-79	Black/African American	Female	1217	302
Confirmed	80+	Black/African American	Female	981	407
Confirmed	Unknown	Black/African American	Female	0	0
Confirmed	0-19	Multiple Races	Female	167	Suppressed
Confirmed	20-29	Multiple Races	Female	524	0
Confirmed	30-39	Multiple Races	Female	464	0
Confirmed	40-49	Multiple Races	Female	578	Suppressed
Confirmed	50-59	Multiple Races	Female	595	Suppressed
Confirmed	60-69	Multiple Races	Female	370	Suppressed
Confirmed	70-79	Multiple Races	Female	171	11
Confirmed	80+	Multiple Races	Female	176	20
Confirmed	Unknown	Multiple Races	Female	Suppressed	0
Confirmed	0-19	Other	Female	304	0
Confirmed	20-29	Other	Female	520	0
Confirmed	30-39	Other	Female	427	Suppressed
Confirmed	40-49	Other	Female	425	Suppressed
Confirmed	50-59	Other	Female	284	Suppressed
Confirmed	60-69	Other	Female	185	13
Confirmed	70-79	Other	Female	94	14
Confirmed	80+	Other	Female	93	19
Confirmed	Unknown	Other	Female	Suppressed	0
Confirmed	0-19	Unknown	Female	348	0
Confirmed	20-29	Unknown	Female	819	0

Confirmed	30-39	Unknown	Female	757	0
Confirmed	40-49	Unknown	Female	881	Suppressed
Confirmed	50-59	Unknown	Female	889	6
Confirmed	60-69	Unknown	Female	700	16
Confirmed	70-79	Unknown	Female	439	27
Confirmed	80+	Unknown	Female	486	49
Confirmed	Unknown	Unknown	Female	6	0
Confirmed	0-19	White	Female	1000	0
Confirmed	20-29	White	Female	2868	Suppressed
Confirmed	30-39	White	Female	2107	9
Confirmed	40-49	White	Female	2138	19
Confirmed	50-59	White	Female	2507	64
Confirmed	60-69	White	Female	2073	155
Confirmed	70-79	White	Female	1619	351
Confirmed	80+	White	Female	2720	1005
Confirmed	Unknown	White	Female	7	0
Confirmed	0-19	American Indian/Alaska Native	Male	Suppressed	0
Confirmed	20-29	American Indian/Alaska Native	Male	16	0
Confirmed	30-39	American Indian/Alaska Native	Male	24	0
Confirmed	40-49	American Indian/Alaska Native	Male	31	0
Confirmed	50-59	American Indian/Alaska Native	Male	30	Suppressed
Confirmed	60-69	American Indian/Alaska Native	Male	22	Suppressed
Confirmed	70-79	American Indian/Alaska Native	Male	14	6
Confirmed	80+	American Indian/Alaska Native	Male	Suppressed	Suppressed
Confirmed	Unknown	American Indian/Alaska Native	Male	0	0
Confirmed	0-19	Asian/Pacific Islander	Male	46	0
Confirmed	20-29	Asian/Pacific Islander	Male	141	0
Confirmed	30-39	Asian/Pacific Islander	Male	151	0
Confirmed	40-49	Asian/Pacific Islander	Male	137	Suppressed
Confirmed	50-59	Asian/Pacific Islander	Male	120	Suppressed
Confirmed	60-69	Asian/Pacific Islander	Male	89	11
Confirmed	70-79	Asian/Pacific Islander	Male	40	11
Confirmed	80+	Asian/Pacific Islander	Male	32	16
Confirmed	Unknown	Asian/Pacific Islander	Male	0	0
Confirmed	0-19	Black/African American	Male	402	Suppressed
Confirmed	20-29	Black/African American	Male	1187	8
Confirmed	30-39	Black/African American	Male	1367	27
Confirmed	40-49	Black/African American	Male	1590	68
Confirmed	50-59	Black/African American	Male	1901	186
Confirmed	60-69	Black/African American	Male	1872	332
Confirmed	70-79	Black/African American	Male	1223	405
Confirmed	80+	Black/African American	Male	577	300
Confirmed	Unknown	Black/African American	Male	Suppressed	0
Confirmed	0-19	Multiple Races	Male	159	0
Confirmed	20-29	Multiple Races	Male	365	0
Confirmed	30-39	Multiple Races	Male	355	0
Confirmed	40-49	Multiple Races	Male	401	Suppressed
Confirmed	50-59	Multiple Races	Male	432	Suppressed
Confirmed	60-69	Multiple Races	Male	308	21
Confirmed	70-79	Multiple Races	Male	165	13

Confirmed	80+	Multiple Races	Male	73	17
Confirmed	Unknown	Multiple Races	Male	0	0
Confirmed	0-19	Other	Male	337	0
Confirmed	20-29	Other	Male	498	Suppressed
Confirmed	30-39	Other	Male	496	Suppressed
Confirmed	40-49	Other	Male	443	Suppressed
Confirmed	50-59	Other	Male	317	6
Confirmed	60-69	Other	Male	203	22
Confirmed	70-79	Other	Male	108	17
Confirmed	80+	Other	Male	46	11
Confirmed	Unknown	Other	Male	0	0
Confirmed	0-19	Unknown	Male	397	0
Confirmed	20-29	Unknown	Male	842	Suppressed
Confirmed	30-39	Unknown	Male	830	Suppressed
Confirmed	40-49	Unknown	Male	892	11
Confirmed	50-59	Unknown	Male	955	8
Confirmed	60-69	Unknown	Male	723	20
Confirmed	70-79	Unknown	Male	373	27
Confirmed	80+	Unknown	Male	243	41
Confirmed	Unknown	Unknown	Male	8	0
Confirmed	0-19	White	Male	925	0
Confirmed	20-29	White	Male	2237	Suppressed
Confirmed	30-39	White	Male	2101	11
Confirmed	40-49	White	Male	2104	36
Confirmed	50-59	White	Male	2556	113
Confirmed	60-69	White	Male	2357	268
Confirmed	70-79	White	Male	1616	449
Confirmed	80+	White	Male	1450	706
Confirmed	Unknown	White	Male	Suppressed	0
Confirmed	0-19	American Indian/Alaska Native	Unknown	0	0
Confirmed	20-29	American Indian/Alaska Native	Unknown	0	0
Confirmed	30-39	American Indian/Alaska Native	Unknown	0	0
Confirmed	40-49	American Indian/Alaska Native	Unknown	0	0
Confirmed	50-59	American Indian/Alaska Native	Unknown	0	0
Confirmed	60-69	American Indian/Alaska Native	Unknown	0	0
Confirmed	70-79	American Indian/Alaska Native	Unknown	0	0
Confirmed	80+	American Indian/Alaska Native	Unknown	0	0
Confirmed	Unknown	American Indian/Alaska Native	Unknown	0	0
Confirmed	0-19	Asian/Pacific Islander	Unknown	0	0
Confirmed	20-29	Asian/Pacific Islander	Unknown	0	0
Confirmed	30-39	Asian/Pacific Islander	Unknown	Suppressed	0
Confirmed	40-49	Asian/Pacific Islander	Unknown	0	0
Confirmed	50-59	Asian/Pacific Islander	Unknown	0	0
Confirmed	60-69	Asian/Pacific Islander	Unknown	0	0
Confirmed	70-79	Asian/Pacific Islander	Unknown	0	0
Confirmed	80+	Asian/Pacific Islander	Unknown	0	0
Confirmed	Unknown	Asian/Pacific Islander	Unknown	0	0
Confirmed	0-19	Black/African American	Unknown	Suppressed	0
Confirmed	20-29	Black/African American	Unknown	Suppressed	0
Confirmed	30-39	Black/African American	Unknown	Suppressed	0

Confirmed	40-49	Black/African American	Unknown	Suppressed	0
Confirmed	50-59	Black/African American	Unknown	Suppressed	0
Confirmed	60-69	Black/African American	Unknown	Suppressed	0
Confirmed	70-79	Black/African American	Unknown	Suppressed	0
Confirmed	80+	Black/African American	Unknown	Suppressed	0
Confirmed	Unknown	Black/African American	Unknown	Suppressed	0
Confirmed	0-19	Multiple Races	Unknown	Suppressed	0
Confirmed	20-29	Multiple Races	Unknown	Suppressed	0
Confirmed	30-39	Multiple Races	Unknown	Suppressed	0
Confirmed	40-49	Multiple Races	Unknown	0	0
Confirmed	50-59	Multiple Races	Unknown	Suppressed	0
Confirmed	60-69	Multiple Races	Unknown	Suppressed	0
Confirmed	70-79	Multiple Races	Unknown	Suppressed	0
Confirmed	80+	Multiple Races	Unknown	0	0
Confirmed	Unknown	Multiple Races	Unknown	0	0
Confirmed	0-19	Other	Unknown	Suppressed	0
Confirmed	20-29	Other	Unknown	0	0
Confirmed	30-39	Other	Unknown	Suppressed	0
Confirmed	40-49	Other	Unknown	Suppressed	0
Confirmed	50-59	Other	Unknown	0	0
Confirmed	60-69	Other	Unknown	0	0
Confirmed	70-79	Other	Unknown	0	0
Confirmed	80+	Other	Unknown	0	0
Confirmed	Unknown	Other	Unknown	0	0
Confirmed	0-19	Unknown	Unknown	15	0
Confirmed	20-29	Unknown	Unknown	25	0
Confirmed	30-39	Unknown	Unknown	22	0
Confirmed	40-49	Unknown	Unknown	30	0
Confirmed	50-59	Unknown	Unknown	22	0
Confirmed	60-69	Unknown	Unknown	14	0
Confirmed	70-79	Unknown	Unknown	9	0
Confirmed	80+	Unknown	Unknown	18	0
Confirmed	Unknown	Unknown	Unknown	6	0
Confirmed	0-19	White	Unknown	Suppressed	0
Confirmed	20-29	White	Unknown	6	0
Confirmed	30-39	White	Unknown	Suppressed	0
Confirmed	40-49	White	Unknown	Suppressed	0
Confirmed	50-59	White	Unknown	Suppressed	0
Confirmed	60-69	White	Unknown	6	0
Confirmed	70-79	White	Unknown	Suppressed	0
Confirmed	80+	White	Unknown	Suppressed	0
Confirmed	Unknown	White	Unknown	0	0
Probable	0-19	American Indian/Alaska Native	Female	Suppressed	0
Probable	20-29	American Indian/Alaska Native	Female	Suppressed	0
Probable	30-39	American Indian/Alaska Native	Female	Suppressed	0
Probable	40-49	American Indian/Alaska Native	Female	Suppressed	0
Probable	50-59	American Indian/Alaska Native	Female	Suppressed	0
Probable	60-69	American Indian/Alaska Native	Female	Suppressed	0
Probable	70-79	American Indian/Alaska Native	Female	Suppressed	0
Probable	80+	American Indian/Alaska Native	Female	0	0



Probable	Unknown	American Indian/Alaska Native	Female	0	0
Probable	0-19	Asian/Pacific Islander	Female	15	0
Probable	20-29	Asian/Pacific Islander	Female	19	0
Probable	30-39	Asian/Pacific Islander	Female	17	0
Probable	40-49	Asian/Pacific Islander	Female	6	0
Probable	50-59	Asian/Pacific Islander	Female	11	0
Probable	60-69	Asian/Pacific Islander	Female	Suppressed	0
Probable	70-79	Asian/Pacific Islander	Female	Suppressed	0
Probable	80+	Asian/Pacific Islander	Female	0	0
Probable	Unknown	Asian/Pacific Islander	Female	Suppressed	0
Probable	0-19	Black/African American	Female	48	0
Probable	20-29	Black/African American	Female	108	0
Probable	30-39	Black/African American	Female	86	0
Probable	40-49	Black/African American	Female	112	Suppressed
Probable	50-59	Black/African American	Female	121	6
Probable	60-69	Black/African American	Female	106	11
Probable	70-79	Black/African American	Female	40	8
Probable	80+	Black/African American	Female	26	18
Probable	Unknown	Black/African American	Female	Suppressed	0
Probable	0-19	Multiple Races	Female	17	0
Probable	20-29	Multiple Races	Female	34	0
Probable	30-39	Multiple Races	Female	19	0
Probable	40-49	Multiple Races	Female	44	0
Probable	50-59	Multiple Races	Female	45	0
Probable	60-69	Multiple Races	Female	32	0
Probable	70-79	Multiple Races	Female	10	0
Probable	80+	Multiple Races	Female	Suppressed	Suppressed
Probable	Unknown	Multiple Races	Female	Suppressed	0
Probable	0-19	Other	Female	40	0
Probable	20-29	Other	Female	28	0
Probable	30-39	Other	Female	29	0
Probable	40-49	Other	Female	26	0
Probable	50-59	Other	Female	19	Suppressed
Probable	60-69	Other	Female	14	Suppressed
Probable	70-79	Other	Female	7	0
Probable	80+	Other	Female	Suppressed	0
Probable	Unknown	Other	Female	Suppressed	0
Probable	0-19	Unknown	Female	136	0
Probable	20-29	Unknown	Female	288	0
Probable	30-39	Unknown	Female	268	0
Probable	40-49	Unknown	Female	362	0
Probable	50-59	Unknown	Female	379	0
Probable	60-69	Unknown	Female	314	Suppressed
Probable	70-79	Unknown	Female	134	0
Probable	80+	Unknown	Female	70	Suppressed
Probable	Unknown	Unknown	Female	23	0
Probable	0-19	White	Female	215	0
Probable	20-29	White	Female	274	0
Probable	30-39	White	Female	220	0
Probable	40-49	White	Female	251	Suppressed

Probable	50-59	White	Female	318	Suppressed
Probable	60-69	White	Female	214	15
Probable	70-79	White	Female	113	16
Probable	80+	White	Female	84	39
Probable	Unknown	White	Female	20	0
Probable	0-19	American Indian/Alaska Native	Male	0	0
Probable	20-29	American Indian/Alaska Native	Male	Suppressed	0
Probable	30-39	American Indian/Alaska Native	Male	0	0
Probable	40-49	American Indian/Alaska Native	Male	Suppressed	0
Probable	50-59	American Indian/Alaska Native	Male	Suppressed	0
Probable	60-69	American Indian/Alaska Native	Male	Suppressed	0
Probable	70-79	American Indian/Alaska Native	Male	0	0
Probable	80+	American Indian/Alaska Native	Male	Suppressed	Suppressed
Probable	Unknown	American Indian/Alaska Native	Male	0	0
Probable	0-19	Asian/Pacific Islander	Male	14	0
Probable	20-29	Asian/Pacific Islander	Male	13	0
Probable	30-39	Asian/Pacific Islander	Male	16	0
Probable	40-49	Asian/Pacific Islander	Male	Suppressed	0
Probable	50-59	Asian/Pacific Islander	Male	7	0
Probable	60-69	Asian/Pacific Islander	Male	Suppressed	0
Probable	70-79	Asian/Pacific Islander	Male	Suppressed	0
Probable	80+	Asian/Pacific Islander	Male	0	0
Probable	Unknown	Asian/Pacific Islander	Male	0	0
Probable	0-19	Black/African American	Male	44	0
Probable	20-29	Black/African American	Male	51	0
Probable	30-39	Black/African American	Male	46	0
Probable	40-49	Black/African American	Male	50	7
Probable	50-59	Black/African American	Male	80	6
Probable	60-69	Black/African American	Male	72	13
Probable	70-79	Black/African American	Male	40	20
Probable	80+	Black/African American	Male	14	10
Probable	Unknown	Black/African American	Male	Suppressed	0
Probable	0-19	Multiple Races	Male	25	0
Probable	20-29	Multiple Races	Male	22	0
Probable	30-39	Multiple Races	Male	26	0
Probable	40-49	Multiple Races	Male	33	0
Probable	50-59	Multiple Races	Male	25	0
Probable	60-69	Multiple Races	Male	17	0
Probable	70-79	Multiple Races	Male	9	0
Probable	80+	Multiple Races	Male	Suppressed	Suppressed
Probable	Unknown	Multiple Races	Male	Suppressed	0
Probable	0-19	Other	Male	40	0
Probable	20-29	Other	Male	34	0
Probable	30-39	Other	Male	22	0
Probable	40-49	Other	Male	20	0
Probable	50-59	Other	Male	14	0
Probable	60-69	Other	Male	13	Suppressed
Probable	70-79	Other	Male	8	Suppressed
Probable	80+	Other	Male	Suppressed	0
Probable	Unknown	Other	Male	Suppressed	0

Probable	0-19	Unknown	Male	136	0
Probable	20-29	Unknown	Male	205	0
Probable	30-39	Unknown	Male	240	Suppressed
Probable	40-49	Unknown	Male	250	Suppressed
Probable	50-59	Unknown	Male	276	0
Probable	60-69	Unknown	Male	221	Suppressed
Probable	70-79	Unknown	Male	85	Suppressed
Probable	80+	Unknown	Male	40	Suppressed
Probable	Unknown	Unknown	Male	18	0
Probable	0-19	White	Male	262	0
Probable	20-29	White	Male	217	Suppressed
Probable	30-39	White	Male	185	Suppressed
Probable	40-49	White	Male	176	Suppressed
Probable	50-59	White	Male	235	Suppressed
Probable	60-69	White	Male	179	12
Probable	70-79	White	Male	72	9
Probable	80+	White	Male	55	24
Probable	Unknown	White	Male	9	0
Probable	0-19	American Indian/Alaska Native	Unknown	0	0
Probable	20-29	American Indian/Alaska Native	Unknown	0	0
Probable	30-39	American Indian/Alaska Native	Unknown	0	0
Probable	40-49	American Indian/Alaska Native	Unknown	0	0
Probable	50-59	American Indian/Alaska Native	Unknown	0	0
Probable	60-69	American Indian/Alaska Native	Unknown	0	0
Probable	70-79	American Indian/Alaska Native	Unknown	0	0
Probable	80+	American Indian/Alaska Native	Unknown	0	0
Probable	Unknown	American Indian/Alaska Native	Unknown	0	0
Probable	0-19	Asian/Pacific Islander	Unknown	0	0
Probable	20-29	Asian/Pacific Islander	Unknown	0	0
Probable	30-39	Asian/Pacific Islander	Unknown	0	0
Probable	40-49	Asian/Pacific Islander	Unknown	0	0
Probable	50-59	Asian/Pacific Islander	Unknown	0	0
Probable	60-69	Asian/Pacific Islander	Unknown	0	0
Probable	70-79	Asian/Pacific Islander	Unknown	0	0
Probable	80+	Asian/Pacific Islander	Unknown	0	0
Probable	Unknown	Asian/Pacific Islander	Unknown	0	0
Probable	0-19	Black/African American	Unknown	0	0
Probable	20-29	Black/African American	Unknown	0	0
Probable	30-39	Black/African American	Unknown	0	0
Probable	40-49	Black/African American	Unknown	0	0
Probable	50-59	Black/African American	Unknown	0	0
Probable	60-69	Black/African American	Unknown	0	0
Probable	70-79	Black/African American	Unknown	0	0
Probable	80+	Black/African American	Unknown	0	0
Probable	Unknown	Black/African American	Unknown	0	0
Probable	0-19	Multiple Races	Unknown	0	0
Probable	20-29	Multiple Races	Unknown	Suppressed	0
Probable	30-39	Multiple Races	Unknown	Suppressed	0
Probable	40-49	Multiple Races	Unknown	0	0
Probable	50-59	Multiple Races	Unknown	Suppressed	0

Probable	60-69	Multiple Races	Unknown	Suppressed	0
Probable	70-79	Multiple Races	Unknown	0	0
Probable	80+	Multiple Races	Unknown	0	0
Probable	Unknown	Multiple Races	Unknown	Suppressed	0
Probable	0-19	Other	Unknown	0	0
Probable	20-29	Other	Unknown	0	0
Probable	30-39	Other	Unknown	0	0
Probable	40-49	Other	Unknown	0	0
Probable	50-59	Other	Unknown	0	0
Probable	60-69	Other	Unknown	0	0
Probable	70-79	Other	Unknown	0	0
Probable	80+	Other	Unknown	0	0
Probable	Unknown	Other	Unknown	0	0
Probable	0-19	Unknown	Unknown	Suppressed	0
Probable	20-29	Unknown	Unknown	Suppressed	0
Probable	30-39	Unknown	Unknown	6	0
Probable	40-49	Unknown	Unknown	6	0
Probable	50-59	Unknown	Unknown	Suppressed	0
Probable	60-69	Unknown	Unknown	9	0
Probable	70-79	Unknown	Unknown	Suppressed	0
Probable	80+	Unknown	Unknown	Suppressed	0
Probable	Unknown	Unknown	Unknown	152	0
Probable	0-19	White	Unknown	Suppressed	0
Probable	20-29	White	Unknown	Suppressed	0
Probable	30-39	White	Unknown	0	0
Probable	40-49	White	Unknown	Suppressed	0
Probable	50-59	White	Unknown	Suppressed	0
Probable	60-69	White	Unknown	0	0
Probable	70-79	White	Unknown	0	0
Probable	80+	White	Unknown	0	0
Probable	Unknown	White	Unknown	0	0

# COVID-19 TESTS BY COUNTY 2020-07-25

Updated	COUNTY	TestType	Count	RatePerMillion
2020/07/25 16:34:12	Alcona	Serology	35	3378
2020/07/25 16:34:12	Alcona	Diagnostic	1010	97472
2020/07/25 16:34:12	Alcona	Total	1045	100849
2020/07/25 16:34:12	Alger	Diagnostic	466	51226
2020/07/25 16:34:12	Alger	Serology	55	6046
2020/07/25 16:34:12	Alger	Total	521	57272
2020/07/25 16:34:12	Allegan	Diagnostic	14384	122598
2020/07/25 16:34:12	Allegan	Serology	537	4577
2020/07/25 16:34:12	Allegan	Total	14921	127174
2020/07/25 16:34:12	Alpena	Serology	104	3667
2020/07/25 16:34:12	Alpena	Diagnostic	1440	50776
2020/07/25 16:34:12	Alpena	Total	1544	54443
2020/07/25 16:34:12	Antrim	Diagnostic	1791	76653
2020/07/25 16:34:12	Antrim	Serology	64	2739
2020/07/25 16:34:12	Antrim	Total	1855	79392
2020/07/25 16:34:12	Arenac	Serology	102	6781
2020/07/25 16:34:12	Arenac	Diagnostic	1917	127452
2020/07/25 16:34:12	Arenac	Total	2019	134233
2020/07/25 16:34:12	Baraga	Diagnostic	1066	128125
2020/07/25 16:34:12	Baraga	Serology	16	1923
2020/07/25 16:34:12	Baraga	Total	1082	130048
2020/07/25 16:34:12	Barry	Serology	395	6459
2020/07/25 16:34:12	Barry	Diagnostic	6948	113609
2020/07/25 16:34:12	Barry	Total	7343	120068
2020/07/25 16:34:12	Bay	Diagnostic	13251	127508
2020/07/25 16:34:12	Bay	Serology	759	7303
2020/07/25 16:34:12	Bay	Total	14010	134811
2020/07/25 16:34:12	Benzie	Diagnostic	1627	91646
2020/07/25 16:34:12	Benzie	Serology	35	1971
2020/07/25 16:34:12	Benzie	Total	1662	93618
2020/07/25 16:34:12	Berrien	Diagnostic	30762	199571
2020/07/25 16:34:12	Berrien	Serology	1389	9011
2020/07/25 16:34:12	Berrien	Total	32151	208582
2020/07/25 16:34:12	Branch	Diagnostic	3423	78470
2020/07/25 16:34:12	Branch	Serology	117	2682
2020/07/25 16:34:12	Branch	Total	3540	81152
2020/07/25 16:34:12	Calhoun	Serology	528	3926
2020/07/25 16:34:12	Calhoun	Diagnostic	20596	153145
2020/07/25 16:34:12	Calhoun	Total	21124	157071
2020/07/25 16:34:12	Cass	Diagnostic	4445	86055
2020/07/25 16:34:12	Cass	Serology	162	3136
2020/07/25 16:34:12	Cass	Total	4607	89191
2020/07/25 16:34:12	Charlevoix	Serology	286	10898
2020/07/25 16:34:12	Charlevoix	Diagnostic	2734	104176
2020/07/25 16:34:12	Charlevoix	Total	3020	115074
2020/07/25 16:34:12	Cheboygan	Serology	139	5470
2020/07/25 16:34:12	Cheboygan	Diagnostic	1558	61307

2020/07/25 16:34:12	Cheboygan	Total	1697	66777
2020/07/25 16:34:12	Chippewa	Diagnostic	2035	54242
2020/07/25 16:34:12	Chippewa	Serology	64	1706
2020/07/25 16:34:12	Chippewa	Total	2099	55948
2020/07/25 16:34:12	Clare	Diagnostic	2392	77771
2020/07/25 16:34:12	Clare	Serology	157	5105
2020/07/25 16:34:12	Clare	Total	2549	82875
2020/07/25 16:34:12	Clinton	Serology	2029	25576
2020/07/25 16:34:12	Clinton	Diagnostic	9771	123166
2020/07/25 16:34:12	Clinton	Total	11800	148742
2020/07/25 16:34:12	Correctional	Diagnostic	54783	
2020/07/25 16:34:12	Correctional	Serology	7837	
2020/07/25 16:34:12	Correctional	Total	62620	
2020/07/25 16:34:12	Crawford	Diagnostic	1113	80066
2020/07/25 16:34:12	Crawford	Serology	44	3165
2020/07/25 16:34:12	Crawford	Total	1157	83231
2020/07/25 16:34:12	Delta	Serology	183	5104
2020/07/25 16:34:12	Delta	Diagnostic	3517	98084
2020/07/25 16:34:12	Delta	Total	3700	103188
2020/07/25 16:34:12	Detroit City	Diagnostic	149707	230388
2020/07/25 16:34:12	Detroit City	Serology	9974	15349
2020/07/25 16:34:12	Detroit City	Total	159681	245737
2020/07/25 16:34:12	Dickinson	Diagnostic	1573	61971
2020/07/25 16:34:12	Dickinson	Serology	59	2324
2020/07/25 16:34:12	Dickinson	Total	1632	64295
2020/07/25 16:34:12	Eaton	Serology	3114	28354
2020/07/25 16:34:12	Eaton	Diagnostic	19123	174121
2020/07/25 16:34:12	Eaton	Total	22237	202475
2020/07/25 16:34:12	Emmet	Diagnostic	3109	93341
2020/07/25 16:34:12	Emmet	Serology	677	20325
2020/07/25 16:34:12	Emmet	Total	3786	113666
2020/07/25 16:34:12	Genesee	Diagnostic	43159	106070
2020/07/25 16:34:12	Genesee	Serology	8209	20175
2020/07/25 16:34:12	Genesee	Total	51368	126245
2020/07/25 16:34:12	Gladwin	Serology	96	3789
2020/07/25 16:34:12	Gladwin	Diagnostic	2603	102735
2020/07/25 16:34:12	Gladwin	Total	2699	106524
2020/07/25 16:34:12	Gogebic	Diagnostic	2208	146264
2020/07/25 16:34:12	Gogebic	Serology	28	1855
2020/07/25 16:34:12	Gogebic	Total	2236	148119
2020/07/25 16:34:12	Grand Traverse	Diagnostic	9594	103637
2020/07/25 16:34:12	Grand Traverse	Serology	330	3565
2020/07/25 16:34:12	Grand Traverse	Total	9924	107202
2020/07/25 16:34:12	Gratiot	Serology	280	6897
2020/07/25 16:34:12	Gratiot	Diagnostic	5569	137171
2020/07/25 16:34:12	Gratiot	Total	5849	144068
2020/07/25 16:34:12	Hillsdale	Diagnostic	4786	104614
2020/07/25 16:34:12	Hillsdale	Serology	175	3825
2020/07/25 16:34:12	Hillsdale	Total	4961	108440
2020/07/25 16:34:12	Houghton	Serology	62	1712

2020/07/25 16:34:12	Houghton	Diagnostic	2595	71647
2020/07/25 16:34:12	Houghton	Total	2657	73359
2020/07/25 16:34:12	Huron	Diagnostic	3606	115703
2020/07/25 16:34:12	Huron	Serology	195	6257
2020/07/25 16:34:12	Huron	Total	3801	121960
2020/07/25 16:34:12	Ingham	Diagnostic	52737	180153
2020/07/25 16:34:12	Ingham	Serology	10064	34379
2020/07/25 16:34:12	Ingham	Total	62801	214532
2020/07/25 16:34:12	Ionia	Diagnostic	8954	139449
2020/07/25 16:34:12	Ionia	Serology	796	12397
2020/07/25 16:34:12	Ionia	Total	9750	151846
2020/07/25 16:34:12	Iosco	Serology	91	3628
2020/07/25 16:34:12	Iosco	Diagnostic	3661	145967
2020/07/25 16:34:12	Iosco	Total	3752	149595
2020/07/25 16:34:12	Iron	Diagnostic	1102	99127
2020/07/25 16:34:12	Iron	Serology	10	900
2020/07/25 16:34:12	Iron	Total	1112	100027
2020/07/25 16:34:12	Isabella	Serology	363	5144
2020/07/25 16:34:12	Isabella	Diagnostic	4894	69357
2020/07/25 16:34:12	Isabella	Total	5257	74502
2020/07/25 16:34:12	Jackson	Serology	1083	6819
2020/07/25 16:34:12	Jackson	Diagnostic	26288	165518
2020/07/25 16:34:12	Jackson	Total	27371	172337
2020/07/25 16:34:12	Kalamazoo	Serology	1787	6747
2020/07/25 16:34:12	Kalamazoo	Diagnostic	33473	126375
2020/07/25 16:34:12	Kalamazoo	Total	35260	133122
2020/07/25 16:34:12	Kalkaska	Diagnostic	1756	98519
2020/07/25 16:34:12	Kalkaska	Serology	23	1290
2020/07/25 16:34:12	Kalkaska	Total	1779	99809
2020/07/25 16:34:12	Kent	Diagnostic	113981	174340
2020/07/25 16:34:12	Kent	Serology	9152	13998
2020/07/25 16:34:12	Kent	Total	123133	188338
2020/07/25 16:34:12	Keweenaw	Diagnostic	188	88973
2020/07/25 16:34:12	Keweenaw	Serology	9	4259
2020/07/25 16:34:12	Keweenaw	Total	197	93232
2020/07/25 16:34:12	Lake	Diagnostic	1855	156132
2020/07/25 16:34:12	Lake	Serology	75	6313
2020/07/25 16:34:12	Lake	Total	1930	162444
2020/07/25 16:34:12	Lapeer	Serology	1217	13825
2020/07/25 16:34:12	Lapeer	Diagnostic	7279	82690
2020/07/25 16:34:12	Lapeer	Total	8496	96515
2020/07/25 16:34:12	Leelanau	Serology	74	3400
2020/07/25 16:34:12	Leelanau	Diagnostic	1672	76824
2020/07/25 16:34:12	Leelanau	Total	1746	80224
2020/07/25 16:34:12	Lenawee	Serology	555	5648
2020/07/25 16:34:12	Lenawee	Diagnostic	8276	84220
2020/07/25 16:34:12	Lenawee	Total	8831	89868
2020/07/25 16:34:12	Livingston	Diagnostic	24305	127102
2020/07/25 16:34:12	Livingston	Serology	3303	17273
2020/07/25 16:34:12	Livingston	Total	27608	144375

2020/07/25 16:34:12	Luce	Diagnostic	274	43610
2020/07/25 16:34:12	Luce	Serology	14	2228
2020/07/25 16:34:12	Luce	Total	288	45838
2020/07/25 16:34:12	Mackinac	Diagnostic	656	60814
2020/07/25 16:34:12	Mackinac	Serology	35	3245
2020/07/25 16:34:12	Mackinac	Total	691	64059
2020/07/25 16:34:12	Macomb	Serology	20962	23963
2020/07/25 16:34:12	Macomb	Diagnostic	110240	126023
2020/07/25 16:34:12	Macomb	Total	131202	149986
2020/07/25 16:34:12	Manistee	Diagnostic	1937	78971
2020/07/25 16:34:12	Manistee	Serology	91	3710
2020/07/25 16:34:12	Manistee	Total	2028	82681
2020/07/25 16:34:12	Marquette	Serology	673	10118
2020/07/25 16:34:12	Marquette	Diagnostic	11751	176664
2020/07/25 16:34:12	Marquette	Total	12424	186782
2020/07/25 16:34:12	Mason	Diagnostic	4856	166873
2020/07/25 16:34:12	Mason	Serology	181	6220
2020/07/25 16:34:12	Mason	Total	5037	173093
2020/07/25 16:34:12	Mecosta	Diagnostic	4939	113423
2020/07/25 16:34:12	Mecosta	Serology	214	4914
2020/07/25 16:34:12	Mecosta	Total	5153	118337
2020/07/25 16:34:12	Menominee	Diagnostic	1097	47731
2020/07/25 16:34:12	Menominee	Serology	28	1218
2020/07/25 16:34:12	Menominee	Total	1125	48949
2020/07/25 16:34:12	Midland	Serology	621	7463
2020/07/25 16:34:12	Midland	Diagnostic	7335	88152
2020/07/25 16:34:12	Midland	Total	7956	95615
2020/07/25 16:34:12	Missaukee	Diagnostic	1314	86945
2020/07/25 16:34:12	Missaukee	Serology	51	3375
2020/07/25 16:34:12	Missaukee	Total	1365	90320
2020/07/25 16:34:12	Monroe	Diagnostic	14066	93500
2020/07/25 16:34:12	Monroe	Serology	1996	13268
2020/07/25 16:34:12	Monroe	Total	16062	106768
2020/07/25 16:34:12	Montcalm	Diagnostic	8897	139085
2020/07/25 16:34:12	Montcalm	Serology	588	9192
2020/07/25 16:34:12	Montcalm	Total	9485	148277
2020/07/25 16:34:12	Montmorency	Diagnostic	678	73179
2020/07/25 16:34:12	Montmorency	Serology	60	6476
2020/07/25 16:34:12	Montmorency	Total	738	79655
2020/07/25 16:34:12	Muskegon	Serology	728	4194
2020/07/25 16:34:12	Muskegon	Diagnostic	32826	189103
2020/07/25 16:34:12	Muskegon	Total	33554	193297
2020/07/25 16:34:12	Newaygo	Diagnostic	7070	144604
2020/07/25 16:34:12	Newaygo	Serology	353	7220
2020/07/25 16:34:12	Newaygo	Total	7423	151824
2020/07/25 16:34:12	Oakland	Diagnostic	163320	129701
2020/07/25 16:34:12	Oakland	Serology	45902	36453
2020/07/25 16:34:12	Oakland	Total	209222	166155
2020/07/25 16:34:12	Oceana	Diagnostic	6278	235793
2020/07/25 16:34:12	Oceana	Serology	161	6047



2020/07/25 16:34:12	Oceana	Total	6439	241840
2020/07/25 16:34:12	Ogemaw	Diagnostic	1574	75124
2020/07/25 16:34:12	Ogemaw	Serology	62	2959
2020/07/25 16:34:12	Ogemaw	Total	1636	78083
2020/07/25 16:34:12	Ontonagon	Diagnostic	847	146160
2020/07/25 16:34:12	Ontonagon	Serology	8	1381
2020/07/25 16:34:12	Ontonagon	Total	855	147541
2020/07/25 16:34:12	Osceola	Diagnostic	3917	167816
2020/07/25 16:34:12	Osceola	Serology	104	4456
2020/07/25 16:34:12	Osceola	Total	4021	172272
2020/07/25 16:34:12	Oscoda	Diagnostic	627	75761
2020/07/25 16:34:12	Oscoda	Serology	14	1692
2020/07/25 16:34:12	Oscoda	Total	641	77453
2020/07/25 16:34:12	Otsego	Diagnostic	1646	66734
2020/07/25 16:34:12	Otsego	Serology	206	8352
2020/07/25 16:34:12	Otsego	Total	1852	75086
2020/07/25 16:34:12	Ottawa	Serology	2695	9277
2020/07/25 16:34:12	Ottawa	Diagnostic	46215	159091
2020/07/25 16:34:12	Ottawa	Total	48910	168368
2020/07/25 16:34:12	Presque Isle	Diagnostic	821	64453
2020/07/25 16:34:12	Presque Isle	Serology	91	7144
2020/07/25 16:34:12	Presque Isle	Total	912	71597
2020/07/25 16:34:12	Roscommon	Diagnostic	2036	85245
2020/07/25 16:34:12	Roscommon	Serology	216	9044
2020/07/25 16:34:12	Roscommon	Total	2252	94289
2020/07/25 16:34:12	Saginaw	Diagnostic	32710	171436
2020/07/25 16:34:12	Saginaw	Serology	911	4775
2020/07/25 16:34:12	Saginaw	Total	33621	176211
2020/07/25 16:34:12	Sanilac	Serology	352	8547
2020/07/25 16:34:12	Sanilac	Diagnostic	4454	108154
2020/07/25 16:34:12	Sanilac	Total	4806	116701
2020/07/25 16:34:12	Schoolcraft	Diagnostic	558	69162
2020/07/25 16:34:12	Schoolcraft	Serology	29	3594
2020/07/25 16:34:12	Schoolcraft	Total	587	72757
2020/07/25 16:34:12	Shiawassee	Diagnostic	6623	97123
2020/07/25 16:34:12	Shiawassee	Serology	1069	15676
2020/07/25 16:34:12	Shiawassee	Total	7692	112799
2020/07/25 16:34:12	St Clair	Serology	3203	20102
2020/07/25 16:34:12	St Clair	Diagnostic	15643	98176
2020/07/25 16:34:12	St Clair	Total	18846	118278
2020/07/25 16:34:12	St Joseph	Diagnostic	7749	126943
2020/07/25 16:34:12	St Joseph	Serology	392	6422
2020/07/25 16:34:12	St Joseph	Total	8141	133365
2020/07/25 16:34:12	Tuscola	Diagnostic	8413	160199
2020/07/25 16:34:12	Tuscola	Serology	401	7636
2020/07/25 16:34:12	Tuscola	Total	8814	167835
2020/07/25 16:34:12	Unknown	Diagnostic	151224	
2020/07/25 16:34:12	Unknown	Serology	18209	
2020/07/25 16:34:12	Unknown	Total	169433	
2020/07/25 16:34:12	Van Buren	Serology	382	5063

2020/07/25 16:34:12	Van Buren	Diagnostic	11065	146657
2020/07/25 16:34:12	Van Buren	Total	11447	151720
2020/07/25 16:34:12	Washtenaw	Serology	6921	18657
2020/07/25 16:34:12	Washtenaw	Diagnostic	60557	163243
2020/07/25 16:34:12	Washtenaw	Total	67478	181900
2020/07/25 16:34:12	Wayne	Diagnostic	179916	162995
2020/07/25 16:34:12	Wayne	Serology	29953	27136
2020/07/25 16:34:12	Wayne	Total	209869	190131
2020/07/25 16:34:12	Wexford	Diagnostic	3806	113727
2020/07/25 16:34:12	Wexford	Serology	96	2869
2020/07/25 16:34:12	Wexford	Total	3902	116596

**DIAGNOSTIC TESTS BY RESULT AND COUNTY 2020-07-25**

MessageDate	COUNTY	Negative	Positive	Total
7/23/2020	Alcona	8	0	8
7/23/2020	Alger	56	0	56
7/23/2020	Allegan	352	7	359
7/23/2020	Alpena	9	0	9
7/23/2020	Antrim	36	0	36
7/23/2020	Arenac	33	1	34
7/23/2020	Baraga	6	0	6
7/23/2020	Barry	235	3	238
7/23/2020	Bay	156	3	159
7/23/2020	Benzie	55	1	56
7/23/2020	Berrien	603	32	635
7/23/2020	Branch	59	1	60
7/23/2020	Calhoun	530	8	538
7/23/2020	Cass	81	7	88
7/23/2020	Charlevoix	63	1	64
7/23/2020	Cheboygan	14	1	15
7/23/2020	Chippewa	75	0	75
7/23/2020	Clare	50	0	50
7/23/2020	Clinton	212	11	223
7/23/2020	Correctional	131	4	135
7/23/2020	Crawford	13	1	14
7/23/2020	Delta	121	0	121
7/23/2020	Detroit City	1109	40	1149
7/23/2020	Dickinson	11	3	14
7/23/2020	Eaton	432	9	441
7/23/2020	Emmet	24	0	24
7/23/2020	Genesee	688	45	733
7/23/2020	Gladwin	90	0	90
7/23/2020	Gogebic	26	0	26
7/23/2020	Grand Traverse	162	9	171
7/23/2020	Gratiot	417	5	422
7/23/2020	Hillsdale	79	0	79
7/23/2020	Houghton	30	0	30
7/23/2020	Huron	57	0	57
7/23/2020	Ingham	1162	28	1190
7/23/2020	Ionia	202	6	208
7/23/2020	Iosco	49	0	49
7/23/2020	Iron	11	1	12
7/23/2020	Isabella	135	1	136
7/23/2020	Jackson	566	18	584
7/23/2020	Kalamazoo	823	29	852
7/23/2020	Kalkaska	110	0	110
7/23/2020	Kent	2213	53	2266
7/23/2020	Keweenaw	1	0	1
7/23/2020	Lake	12	0	12
7/23/2020	Lapeer	104	15	119
7/23/2020	Leelanau	28	2	30

7/23/2020	Lenawee	142	6	148
7/23/2020	Livingston	428	11	439
7/23/2020	Luce	3	0	3
7/23/2020	Mackinac	2	1	3
7/23/2020	Macomb	1623	98	1721
7/23/2020	Manistee	25	0	25
7/23/2020	Marquette	340	2	342
7/23/2020	Mason	112	0	112
7/23/2020	Mecosta	49	0	49
7/23/2020	Menominee	28	0	28
7/23/2020	Midland	82	0	82
7/23/2020	Missaukee	23	0	23
7/23/2020	Monroe	293	7	300
7/23/2020	Montcalm	204	3	207
7/23/2020	Montmorency	1	0	1
7/23/2020	Muskegon	678	5	683
7/23/2020	Newaygo	144	4	148
7/23/2020	Oakland	3027	105	3132
7/23/2020	Oceana	89	3	92
7/23/2020	Ogemaw	27	0	27
7/23/2020	Ontonagon	10	0	10
7/23/2020	Osceola	46	3	49
7/23/2020	Oscoda	6	0	6
7/23/2020	Otsego	20	1	21
7/23/2020	Ottawa	692	25	717
7/23/2020	Presque Isle	3	0	3
7/23/2020	Roscommon	20	0	20
7/23/2020	Saginaw	577	47	624
7/23/2020	Sanilac	63	3	66
7/23/2020	Schoolcraft	3	0	3
7/23/2020	Shiawassee	186	2	188
7/23/2020	St Clair	262	4	266
7/23/2020	St Joseph	241	9	250
7/23/2020	Tuscola	76	1	77
7/23/2020	Unknown	1721	59	1780
7/23/2020	Van Buren	312	13	325
7/23/2020	Washtenaw	1012	38	1050
7/23/2020	Wayne	2811	186	2997
7/23/2020	Wexford	78	0	78