



Western Michigan University
ScholarWorks at WMU

Michigan COVID-19 Vaccine Data

Michigan COVID-19 State Data

3-15-2023

2023-03-15_MichiganOverview_COVIDVaccinestats

Michigan Department of Health & Human Services

Follow this and additional works at: <https://scholarworks.wmich.edu/michigan-covid-data-state-vaccine>



Part of the Public Health Commons

WMU ScholarWorks Citation

Michigan Department of Health & Human Services, "2023-03-15_MichiganOverview_COVIDVaccinestats" (2023). *Michigan COVID-19 Vaccine Data*. 140.

<https://scholarworks.wmich.edu/michigan-covid-data-state-vaccine/140>

This Article is brought to you for free and open access by the Michigan COVID-19 State Data at ScholarWorks at WMU. It has been accepted for inclusion in Michigan COVID-19 Vaccine Data by an authorized administrator of ScholarWorks at WMU. For more information, please contact wmu-scholarworks@wmich.edu.



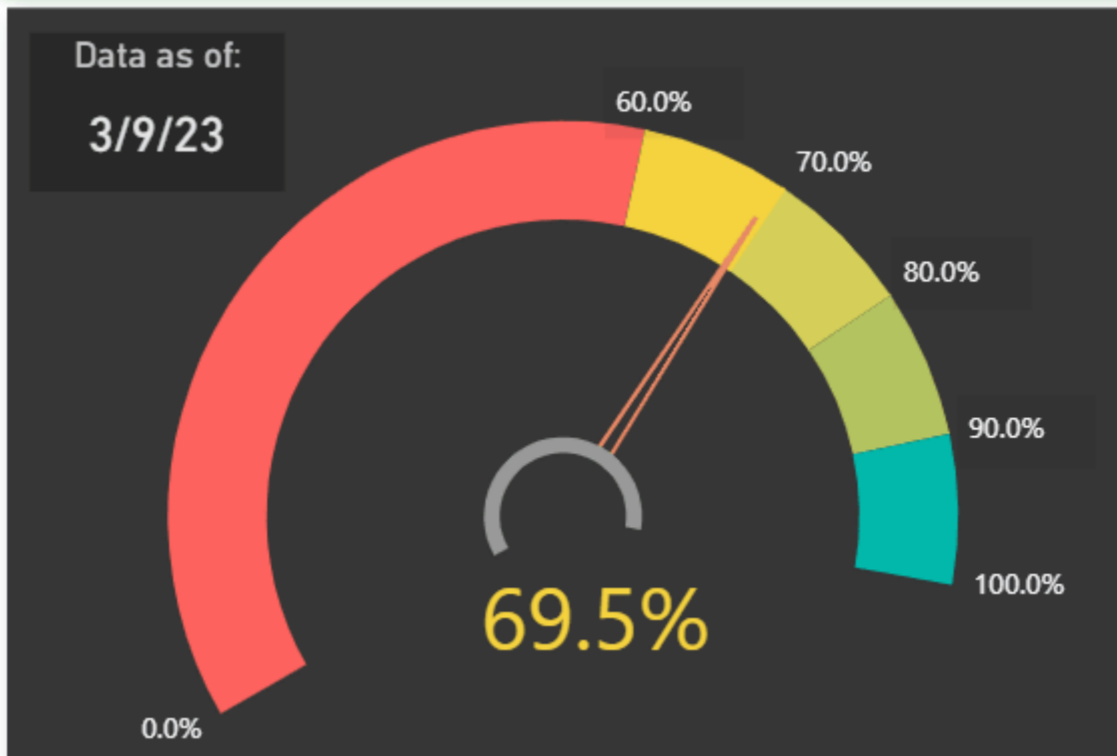


Coronavirus

COVID-19 Vaccine Dashboard



Michigan First-Dose Tracker



6,937,638 MI Residents with 1+ dose



9,984,503 Total MI Population



69.5%

For Reference, 70% is equal to 6,989,152 Michigan Residents
 80% is equal to 7,987,602 Michigan Residents
 90% is equal to 8,986,053 Michigan Residents

Looking for COVID-19 Case Data? Click [here](#).

Progress is based on the [CDC data tracker](#), which includes MI residents vaccinated by providers not currently reporting to the state dashboard below: Veterans Affairs, Department of Defense, Bureau of Prisons, and most out-of-state providers. Data provided in the Michigan COVID-19 Dashboard below slightly undercounts the true number of doses administered to MI residents. See the "Learn More" tab below for details.

The first dose tracker, public use files and data reported in the dashboard below will be updated once per week on Wednesdays.

We have updated the Additional/Booster Doses Administered, this page previously counted the number of third doses administered to individuals who had completed an mRNA series, or second doses administered to individuals who had completed a Janssen primary series. The update counts doses administered after completion of a primary series to account for the fact that multiple additional and/or booster doses may be administered to certain populations

Primary Series Doses Administered	Primary Series Doses by Vaccine	Additional / Booster	Coverage	Age/Sex	Race/Ethnicity	Other	Enrolled Providers	Learn More
-----------------------------------	---------------------------------	----------------------	----------	---------	----------------	-------	--------------------	------------

COVID Vaccination Coverage - Initiation

Dashboard Updated: March 15, 2023. The primary series coverage has decreased from last week because we are now presenting coverage for 6 months through 4 years of age as well resulting in an increase in the population denominator. "Completion" is the percentage of Michigan residents receiving 2 doses

Preparedness Region: All | Local Health Dept. Jurisdiction: All | County: All

Initiation | Completion | Coverage Stickers | Booster Coverage

Week Ending Date: 12/19/2020 | 3/18/2023

Residents Vaccinated: 6,391,946

Coverage (% of Residents Vaccinated): 64.0%

MI Population*: 9,986,851

*2019 US Census estimates for entire lifespan



Public Use Datasets (Updated: March 15, 2023)

(Downloadable .xlsx files)

[COVID Vaccine Additional/ Booster Doses](#)[COVID Vaccine Booster Coverage by County and Race](#)[COVID-19 Vaccine Coverage](#)[COVID-19 Vaccine Doses Administered Till 05292021](#)[COVID-19 Vaccine Doses Administered Between 05302021 And 11272021](#)[COVID-19 Vaccine Doses Administered Since 11282021](#)[COVID-19 Vaccines Delivered To Providers](#)[Ethnicity-Race Coverage By County](#)**Vaccine Orders by Week**[Pfizer](#)[Moderna](#)[Johnson & Johnson](#)

The Federal Long-Term Care Facility (LTCF) Pharmacy Partnership Program ended on 5/25/2021. There will no longer be updates to Federal Long-Term Care Facility (LTCF) Pharmacy Partnership Program Data. Some facilities were able to vaccinate all residents and staff by the second clinic and did not require a third clinic date.

Walgreens Data Source: <https://www.walgreens.com/topic/findcare/long-term-care-facility-covid-vaccine.jsp#stayinformed>

CVS Data Source: <https://cvshealth.com/sites/default/files/cvs-health-covid-19-vaccination-data.pdf> ***CVS data reported through 3/30/21.

Managed Health Care Associates Source: MHA [email report]

Walgreens Facilities Assigned for Scheduling decrease includes an estimated 1200 facilities transferring to Managed Health Care Associates pharmacies for administration, as well as facilities that have opted out.

Previous data posted for Managed Health Care Associates Part B was reported in error by MHA.

The data posted today has been corrected by MHA to reflect the accurate numbers for Part B (Other Long Term Care Facilities).

At this time, Long Term Care vaccinations are not fully captured in the primary dashboard above. We are working on reconciliation and will update this note when complete.

CVS and Walgreens pharmacies plans to conduct three on-site clinics at each LTC facility to vaccinate as many residents and staff as possible. During the first clinic, the pharmacists will vaccinate all staff and residents on site. The second clinic will be held a minimum of 28 days later and the pharmacists will vaccinate staff/residents from the first clinic with their 2nd dose of COVID-19 vaccine and catch anyone they may have missed on first date with their first dose. The third clinic will occur 28 days after the 2nd clinic and pharmacies will vaccinate anyone from the second clinic that needs their 2nd dose.

Michigan nursing home vaccination data is collected by the Centers for Medicaid and Medicare Services' (CMS) National Health Safety Network (NHSN). Facility specific NHSN data on COVID-19 infections and vaccination coverage among residents and staff can be found at: <https://data.cms.gov/covid-19/covid-19-nursing-home-data>. Once on this webpage click "Visualize Data" to find a map of nursing homes and their latest NHSN data. Clicking on the "View Data" button will provide the user the ability to sort and filter the historical NHSN data.

As of November 23, 2022, the Michigan Department of Corrections has administered 54,425 total doses of COVID 19 vaccine to prisoners while incarcerated. All prisoners are encouraged to be vaccinated, have been offered vaccination and may request to be vaccinated at any time. The COVID 19 vaccines are available at each prison facility. Booster doses are also available and are administered according to the CDC vaccine schedule recommendations.

**COVID-19 Vaccine Dashboard**

Copyright State of Michigan

COVID Vaccine Doses Administered by Person's Residence

Dashboard Updated: March 15, 2023. Doses administered are reported according to where the patient lives and the date they were vaccinated. Non-Michigan residents vaccinated in Michigan can be found by selecting "Non-Michigan Resident" in the County drop-down. Providers have 24 hours to report vaccinations to MDHHS. MDHHS pulls the data each morning for cleaning and posting



Preparedness Region

Local Health Dept. Jurisdiction

County

Provider Type

Dose Number

All

All

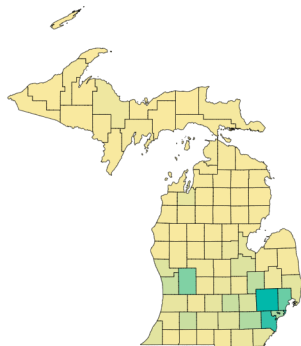
All

All

All

Michigan

COVID Doses Administered by County



Doses Distributed



Data as of:

3/14/23

Week Ending Date

12/19/2022

3/18/2023

Sex

All

Age Group

All

Number of COVID
Vaccine Doses
Administered

11,773,343



COVID Vaccine Doses Administered - Vaccine Type and Provider Facility Type

Dashboard Updated: March 15, 2023. Doses administered are reported according to where the patient lives and the date they were vaccinated. Providers have 24 hours to report vaccinations to MDHHS. MDHHS pulls the data each morning for cleaning and then posting to website by 3 pm, Monday through Friday.

Provider Type

Age Group

Doses Administration Date Range

Doses Administered (Primary Series)

11,773,343

Data as of:
3/14/23

Vaccine Type*

*J&J vaccine requires ONLY the first dose

Pfizer
7,043,361
 Doses Administered

Moderna
4,325,814
 Doses Administered

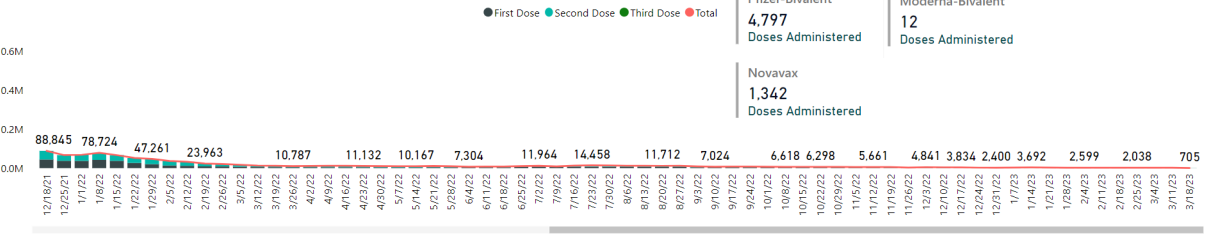
J&J
398,017

Doses Administered by Provider Type

Doses Administration Trend

Some doses attributed to pharmacies may be administered through the Long-Term Care program

COVID Vaccine Doses Administered by Date / Week Ending Date (K = Thousand, M = Million)



Pfizer-Bivalent
4,797
 Doses Administered

Moderna-Bivalent
12
 Doses Administered

Novavax
1,342
 Doses Administered

COVID Vaccine Doses Administered - Vaccine Type and Provider Facility Type

Dashboard Updated: March 15, 2023. Doses administered are reported according to where the patient lives and the date they were vaccinated. Providers have 24 hours to report vaccinations to MDHHS. MDHHS pulls the data each morning for cleaning and then posting to website by 3 pm, Monday through Friday.



Provider Facility Type

Age Group

Doses Administration Date Range



Number of Doses Administered

11,776,216

Data as of:
3/14/23

Vaccine Type*

Dose Number

*J&J vaccine requires ONLY the first dose

Pfizer

7,043,361

Doses Administered

Moderna

4,325,814

Doses Administered

J&J

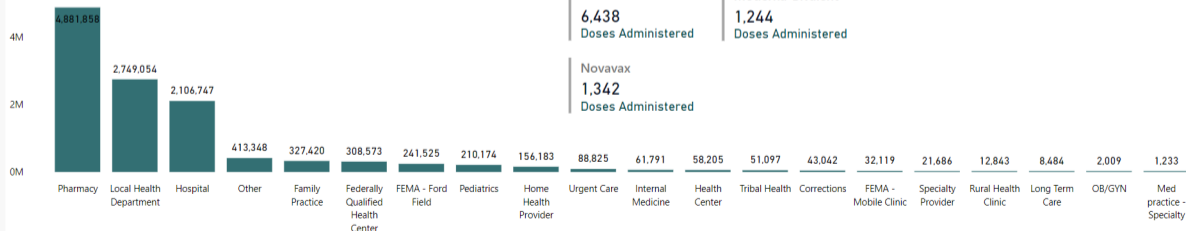
398,017

Some doses attributed to pharmacies may be administered through the Long-Term Care program

Doses Administered by Provider Type

Doses Administration Trend

Doses Administered by Provider Facility Type (M = Million)



Pfizer-Bivalent

6,438

Doses Administered

Moderna-Bivalent

1,244

Doses Administered

Novavax

1,342

Doses Administered

COVID Vaccination - Booster Coverage by County

Dashboard Updated: March 15, 2023. People who are 5 and up age and are fully vaccinated 5 months past in case of mRNA vaccines and 2 months past in case of J&J vaccines are eligible to get a Booster dose.

County
All

Age Group
All

Ethnicity Race
All

Residents Boosted
3,649,486

Fully Vaccinated*
5,980,750

MI Residents 5+ years
9,415,908

Additional/ Booster
Administrations Trend

Michigan

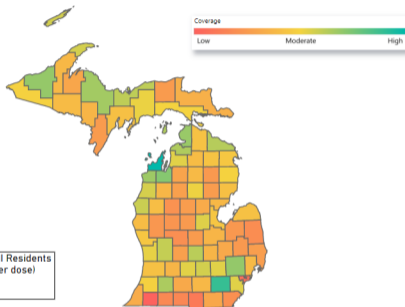


Sex
All

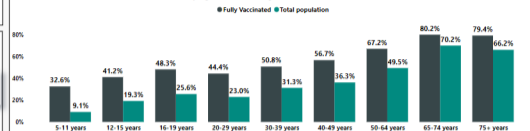
Core-Based Areas
All

Area Categorization
All

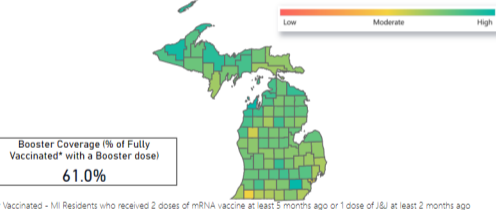
% of MI Residents 5+ years with at least 1 booster by County



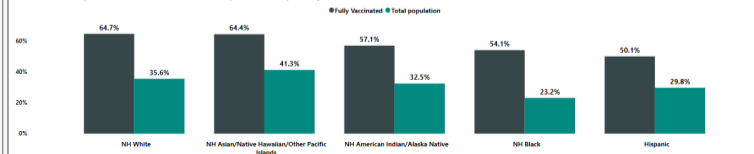
% of residents with at least 1 booster dose by age cohort among those:



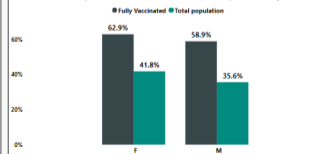
% of Fully Vaccinated* Population (5+ years) with at least 1 Booster Dose by County



% of residents 5+ years with at least 1 booster dose by race ethnicity among those:



% of residents 5+ years with at least 1 booster dose by sex among those:



Additional/Booster Doses Administered

Dashboard Updated: March 15, 2023. Effective August 24, 2021, CDC [recommends](#) that people who are moderately to severely immunocompromised receive an additional dose of an mRNA COVID-19 Vaccine (Pfizer-BioNTech or Moderna) at least 28 days after the completion of the initial mRNA COVID-19 vaccine series. Effective October 21,

Booster Coverage



Data as of:

3/14/23

Doses after primary series completion

All

County

All

Week Ending Date

8/14/2021

3/18/2023

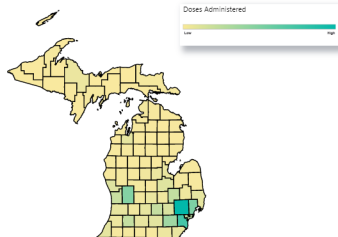
Vax Type

All

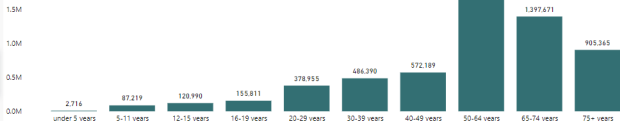
Number of Doses Administered

5,753,993

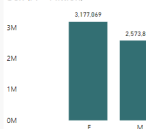
Additional/ Booster Doses Administration by County



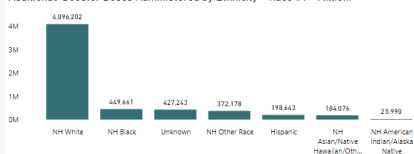
Additional/ Booster Doses Administered by Age Group (M = Million)



Addtl./ Booster Doses Administered by Sex (M = Million)

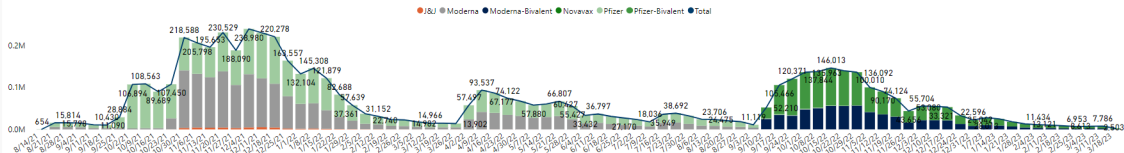


Additional/ Booster Doses Administered by Ethnicity - Race (M = Million)



*Data suppressed for Race/Ethnicity, Sex, Age visuals where the number of vaccinated persons is 10 or less.

COVID Additional/ Booster Vaccine Doses Administered by Date / Week Ending Date (K = Thousand, M = Million)



Effective September 24, 2021, CDC started [recommending](#) Pfizer boosters for specific populations. Effective October 21, 2021, CDC [expanded](#) booster doses to Moderna and J&J

COVID Vaccination Coverage - Initiation

Dashboard Updated: March 15, 2023. The primary series coverage has decreased from last week because we are now presenting coverage for 6 months through 4 years of age as well resulting in an increase in the population denominator. "Completion" is the percentage of Michigan residents receiving 2 doses

Michigan

Preparedness Region

Local Health Dept. Jurisdiction

County

Initiation

Completion

Coverage Slicers

Booster Coverage

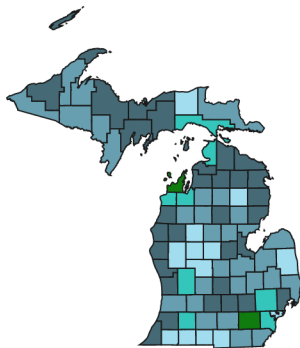


All

All

All

COVID Vaccine Coverage by County



Coverage

- 80%-89.99%
- 70%-79.99%
- 60%-69.99%
- 50%-59.99%
- 40%-49.99%
- 30%-39.99%
- 20%-29.99%
- 10%-19.99%
- <10%

Week Ending Date

12/19/2022

3/18/2023

Residents Vaccinated

6,391,946

Coverage (% of Residents Vaccinated)

64.0%

MI Population*

9,986,851

*2019 US Census estimates for entire lifespan

COVID Vaccination Coverage - Completion

Dashboard Updated: March 15, 2023. The primary series coverage has decreased from last week because we are now presenting coverage for 6 months through 4 years of age as well resulting in an increase in the population denominator. "Completion" is the percentage of Michigan residents receiving 2 doses

Michigan

Preparedness Region

Local Health Dept. Jurisdiction

County

Initiation

Completion

Coverage Slicers

Booster Coverage

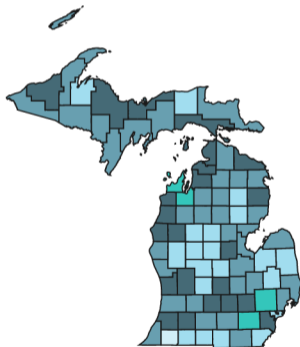


All

All

All

COVID Vaccine Coverage by County



Coverage

- 70%-79.99%
- 60%-69.99%
- 50%-59.99%
- 40%-49.99%
- 30%-39.99%
- 20%-29.99%
- 10%-19.99%
- < 10%

Week Ending Date

12/19/2020

3/18/2023

Residents Vaccinated

5,938,536

Coverage (% of Residents Vaccinated)

59.5%

MI Population*

9,984,503

*2019 US Census estimates for entire lifespan

COVID Vaccination Coverage

Dashboard Updated: March 15, 2023. The primary series coverage has decreased from last week because we are now presenting coverage for 6 months through 4 years of age as well resulting in an increase in the population

Michigan

Initiation Map

Completion Map

Preparedness Region

Local Health Dept. Jurisdiction

County

Dose

Age Group

Sex

Booster Coverage

All

All

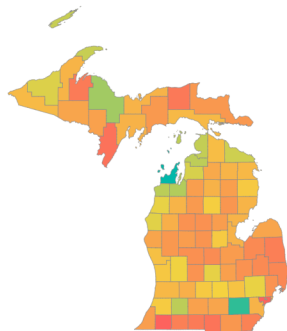
All

Up-To-Date

All

All

COVID Vaccine Coverage by County



Week Ending Date

12/19/2020

3/18/2023

Residents Vaccinated

1,634,453

Coverage (% of Residents Vaccinated)

16.4%

MI Population*

9,986,851

*2019 US Census estimates for entire lifespan

Currently, the dashboard is accounting any child under 5 administered with 2 doses of Moderna/ Pfizer vaccine as Complete.

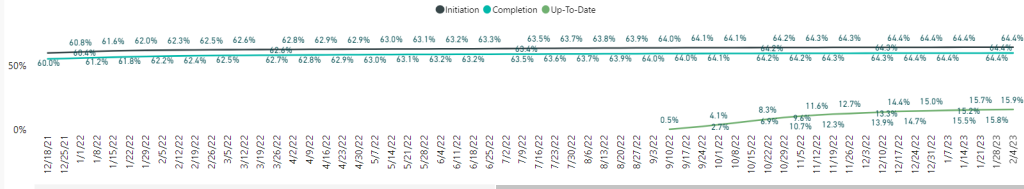
COVID Vaccine Coverage

Dashboard Updated: March 15, 2023. The primary series coverage has decreased from last week because we are now presenting coverage for 6 months through 4 years of age as well resulting in an increase in the population denominator. "Completion" is the percentage of Michigan residents receiving 2



Data as of: **Preparedness Region**
2/4/23
All

Cumulative Coverage by Week Ending Date

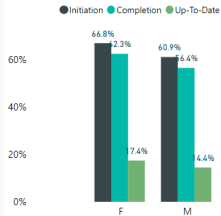


County: All

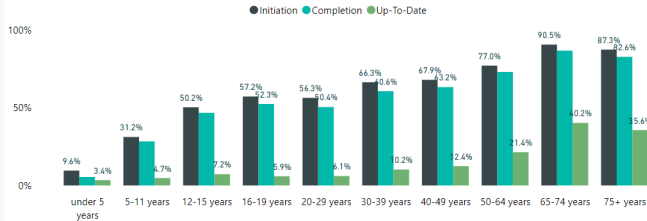
Local Health Dept. Jurisdiction: All

Week Ending Date: 12/19/2020 - 2/4/2023

COVID Vaccine Coverage by Sex



COVID Vaccine Coverage by Age Group



Dashboard User Tips

- The Dashboard is a highly interactive tool. Clicking on any label in the visuals yields an interactive effect or cross tabulation results
- Use 'Ctrl' key on your keyboard to select more than one category/ label
- Use the text filter to narrow down your County/ LHD selections in respective slicers
- Use the Reset icon placed in each page to go back to the default view
- Right click on the visuals to find an option of viewing the underlying data in a table form

Coverage by Combined Race/Ethnicity

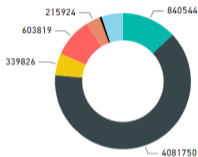
Dashboard Updated: March 15, 2023. Rates of initial and complete vaccination coverage for MI residents that report their race/ethnicity and age. Due to under-reporting of race/ethnicity, the true coverage rate among these groups may be higher (approx 25% of records have "unknown" or "other" race/ethnicity). **NOTE**



Michigan
Data as of:
3/14/23

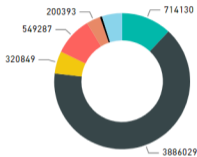
Race/Eth reported on initial dose

Unknown NH White NH Other Race NH Black

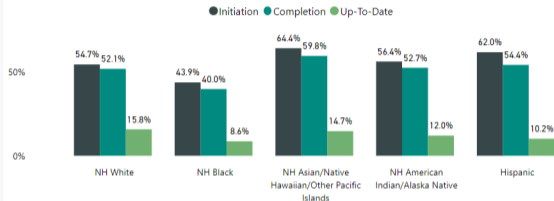


Race/Eth reported on final dose

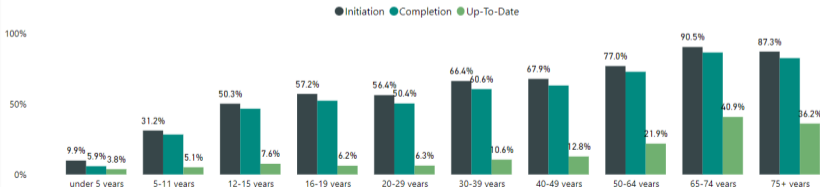
Unknown NH White NH Other Race NH Black



Coverage by Race*



Coverage by Age Group*



County

All

Age Group

All

Race

- Select all
- Hispanic
- NH American Indian/...
- NH Asian/Native Haw...
- NH Black
- NH White

*Data suppressed for Race/Ethnicity-by-Age populations smaller than 50 and/or where the number of vaccinated persons is 10 or less.

** NH = non-Hispanic

COVID Vaccine Distribution by Date and Facility Type



Data as of :

3/14/23

Michigan

Delivery Trend

Vaccine Delivered

Primary Series Doses Metrics

Dashboard updated: March 15, 2023. This page includes doses delivered directly to Federal Programs, in

Preparedness Region

Local Health Department Jurisdiction

Provider County

Facility Type

Janssen Moderna Moderna 5 Moderna 5 Bivalent

All

All

All

Corrections

18,300 34,380

800

Family Practice

6,200 121,380

2,300 35,800

Federally Qualified Health Center

43,800 298,460

3,700 31,300

FEMA - Ford Field

30,000

FEMA - Mobile Clinic

2,000

Health Center

1,600 11,810

200 2,000

Total Doses

959,900 9,507,800

74,600 1,301,200

Provider Type

Distribution Date Range

Program

All

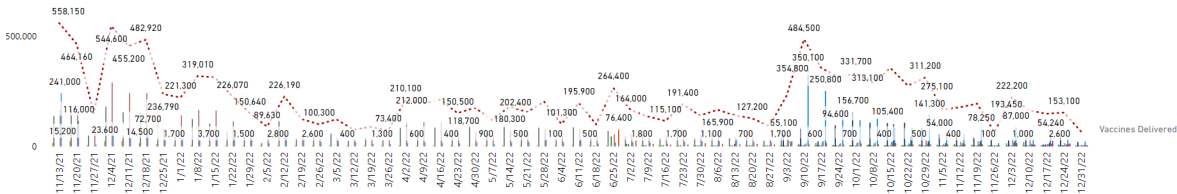
12/14/2020 3/14/2023

All

Vaccines Distributed by Date / Week Ending Date (K = Thousand, M = Million)

Vaccine Type ● Janssen ● Moderna ● Moderna 5 ● Moderna 5 Bival... ● Moderna Und... ● Moderna Un... ● Novavax ● Pfizer ● Pfizer Pediatrics ● Pfizer Pediatri... ● Pfizer Tris Bi... ● Pfizer Under 5 ● Pfizer Un... ● Vaccines D...

1,000,000



COVID Vaccine Distribution by Date and Facility Type



Data as of:
3/14/23

Michigan

Delivery Trend Vaccine Delivered

Dashboard updated: March 15, 2023. This page includes doses delivered directly to Federal Programs, in

Primary Series Doses Metrics

Facility Type	Janssen	Moderna	Moderna 5	Moderna 5 Bivalent	Moderna Under 6	Moderna Under 6 Bivalent	Novavax	Pfizer	Pfizer Pediatrics	Pfizer Pediatrics Bivalent	Pfizer Tris Bivalent	Pfizer Under 5	Pfizer Under 5 Bivalent	Total
Corrections	18,300	34,380		800			100	1,260	200		180			55,220
Family Practice	6,200	121,380	2,300	35,800	4,500	420	600	137,880	69,800	16,400	95,870	33,100	6,000	530,250
Federally Qualified Health Center	43,800	298,460	3,700	31,300	12,900	1,440	1,200	114,690	62,000	10,700	32,530	18,900	3,100	634,720
FEMA - Ford Field	30,000							241,020						271,020
FEMA - Mobile Clinic	2,000							42,120						44,120
Health Center	1,600	11,840	300	2,900	900	100	200	24,930	4,000	500	6,580	300	200	54,350
Home Health Provider	400	500												900
Hospital	56,200	1,216,400	4,700	30,800	15,700	2,900	2,000	2,562,840	202,800	45,600	213,280	82,000	15,400	4,450,620
Indian Health service	8,200	61,840	700	6,100	1,400	100	400	26,385	5,900	600	5,300	2,100	300	119,325
Internal Medicine	2,600	41,700	400	6,500	500	100	500	38,700	8,100	900	17,070	2,500	100	119,670
Local Health Department	339,500	1,937,580	16,000	118,000	51,700	10,100	9,500	2,563,770	336,800	40,100	162,450	61,900	18,000	5,665,400
Long Term Care	900	5,660		1,500				1,200	200		2,430			11,890
Med practice - Specialty		1,100		200										1,300
OB/GYN	400	2,840		600										3,840
Other	5,000	98,340	800	8,100	500		100	35,040	8,200	1,200	6,770	1,000	100	165,150
Pediatrics	1,100	6,740	900	1,300	29,800	3,100		69,750	173,000	46,600	27,470	101,400	15,100	476,260
Pharmacy	439,100	5,603,400	37,500	1,044,300	32,400	4,900	13,200	6,027,225	965,600	191,500	1,470,010	112,900	13,800	15,955,835
Rural Health Clinic		2,100		400	200			18,045	8,600	1,700	8,200	3,400	500	43,145
Specialty Provider	2,100	15,980	100	1,900			100	8,730	2,600	400	4,090	300		36,300
Tribal Health	200	6,200	200	500	100	100		600	900	100	300	300		9,500
Urgent Care	2,300	41,360	7,000	10,200	8,100	400	600	41,610	24,500	5,300	11,830	6,800	1,000	161,000
Total Doses	959,900	9,507,800	74,600	1,301,200	158,700	23,660	28,500	11,955,795	1,873,200	361,600	2,064,360	426,900	73,600	28,809,815

COVID Vaccine Distribution



Michigan

Delivery Trend

Vaccine Delivered

Primary Series Doses Metrics

Dashboard updated: March 15, 2023. This page includes doses delivered directly to Federal Programs, in addition to doses delivered to the State of MI Jurisdiction. See the Program drop-down

Preparedness Region

Local Health Dept. Jurisdiction

Provider County

Vaccine Type

All

All

All

All

Distribution Date Range

Data as of:

Provider Type

Program*

12/14/2022

3/14/2023

3/14/23

All

All

*421,780 doses were transferred out of SOM's allocation into Federal Programs.

Total Vaccines Distributed

28,809,815

Janssen

959,900

Moderna

9,507,800

Moderna 5

74,600

Moderna 5 Bivalent

1,301,200

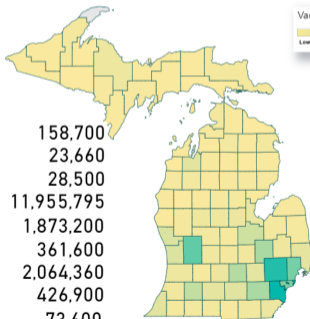
COVID Vaccine Distribution by County

Vaccines Distributed

Low

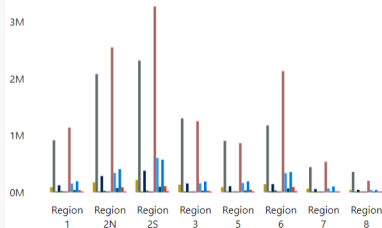
High

Moderna Under 6	158,700
Moderna Under 6 Bivalent	23,660
Novavax	28,500
Pfizer	11,955,795
Pfizer Pediatrics	1,873,200
Pfizer Pediatrics Bivalent	361,600
Pfizer Tris Bivalent	2,064,360
Pfizer Under 5	426,900
Pfizer Under 5 Bivalent	73,600



Doses Distributed by Preparedness Region (M = Million)

Vaccine Type ● Janssen ● Moderna ● Moderna 5 ● Moderna... ● Moderna...



COVID Vaccine Doses Administered by Sex, Age Group, Race

Dashboard Updated: March 15, 2023. Providers have 24 hours to report vaccinations to MDHHS. MDHHS pulls the data each morning for cleaning and then posting to website by 3 pm, Monday through Friday.

Data as of :

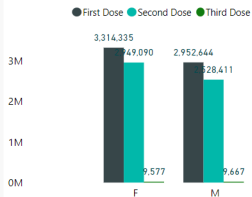
3/14/23

Delivery Trend

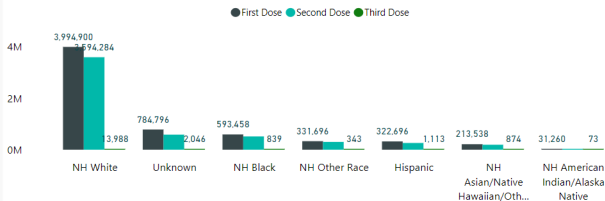
Vaccine Delivered

Primary Series Doses Metrics

Doses Administered by Sex (M = Million)



Doses Administered by Ethnicity - Race (M = Million)



Dose Number

Vaccine Type*

All

All

*J&J vaccine requires ONLY the first dose

Provider Type

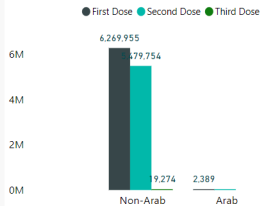
All

Doses Administration Date Range

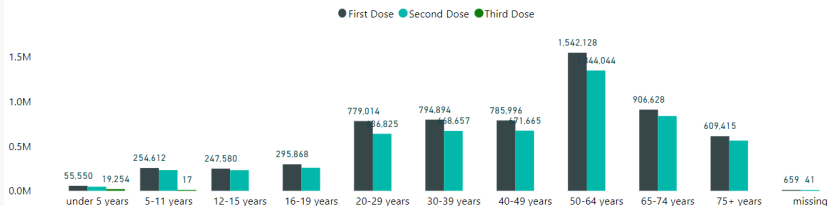
12/19/2020

3/14/2023

Doses Administered by Arab Ethnicity (M = Million)



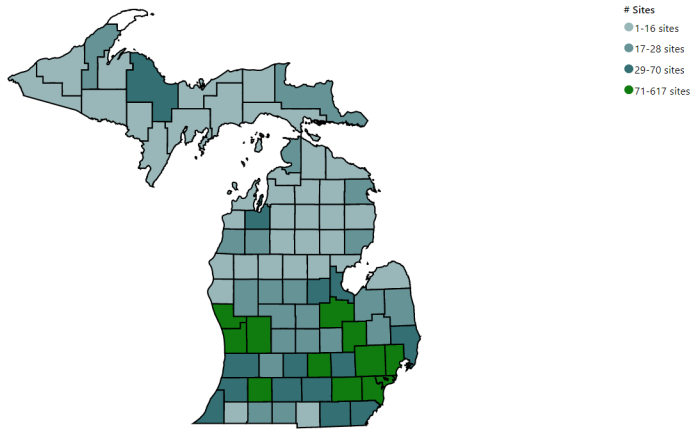
Doses Administered by Age Group (M = Million)



COVID Vaccination Program Enrolled Providers

Dashboard Updated: March 15, 2023. Based on data reported to Michigan's immunization registry, the Michigan Care Improvement Registry. The provider information will be updated every Tuesday.

Number Of Providers By Practice Type Enrolled In COVID Vaccination Program



COVID Preparedness Region

All

Local Health Department Jurisdiction

All

Provider Type

All

County

All

Michigan

Data as of :
3/15/23Enrolled Provider Sites In COVID
Vaccination Program**4375**

Learn More...

Up-to-Date (UTD) Status

We consider an individual to be up-to-date on COVID-19 vaccination if they meet their age specific recommendation from CDC.

- Children aged 6 months to 4 years are UTD two weeks after completing the second dose of their Moderna primary series, or third dose of their Pfizer primary series
- Individuals aged 5 years and older are UTD immediately after receiving the Pfizer or Moderna Bivalent Booster. For those 18 and older, a monovalent Novavax booster can also be used to meet the UTD recommendation.

Additional/Booster Dose Administrations

We are currently tracking MI residents who have received additional and/or booster doses after the completion of their primary series (1 dose of J&J or 2 doses of mRNA vaccine). Doses following completion of the primary series are ordered by date of receipt, and do not account for eligibility based on age or whether a person is immunocompromised.

First additional/booster dose:

- We count doses administered [at least 24 days](#) (4 weeks \pm 4 days) following primary series completion on or after August 13, 2021. This includes people who received a first booster dose and people who received an additional primary series dose.

Second additional/booster dose:

- We count doses administered [at least 80 days](#) (4 months \pm 4 days) following a first additional/booster doses on or after August 13, 2021. This includes people who received two booster doses and people who received one additional dose and one booster dose.

Third additional/booster dose:

- We count doses administered [at least 108 days](#) (5 months \pm 4 days) following a second additional/booster doses on or after August 13, 2021. This includes people who received people received one additional dose and two booster doses.

Why does Michigan present two sets of information on vaccine coverage?

The Michigan First-Dose Tracker provides the most complete estimate of the number of Michigan residents(entire Population) who have received their first doses of COVID-19 vaccine. This tracker uses data from the [CDC COVID Data Tracker](#) to provide most complete estimate of percent of Michigan residents with at least one dose of vaccine. The Michigan Vacc to normal tracker was modified to Michigan First-Dose tracker as the COVID vaccination milestones once set earlier in the year 2021 were based on outdated estimates of transmissibility and the vaccine eligible populations are being awarded

Learn More...

Why does Michigan present two sets of information on vaccine coverage?

The Michigan First-Dose Tracker provides the most complete estimate of the number of Michigan residents(entire Population) who have received their first doses of COVID-19 vaccine. This tracker uses data from the [CDC COVID Data Tracker](#) to provide most complete estimate of percent of Michigan residents with at least one dose of vaccine. The Michigan Vacc to normal tracker was modified to Michigan First-Dose tracker as the COVID vaccination milestones once set earlier in the year 2021 were based on outdated estimates of transmissibility and the vaccine eligible populations are being expanded.

The Michigan COVID-19 Vaccine Dashboard provides detailed information on doses administered and coverage, including detail on time, county, age group, race/ethnicity and provider type. The Michigan COVID-19 Vaccine Dashboard uses detailed data from the Michigan Care Improvement Registry or MCIR. This registry collects doses from providers who have enrolled in the MCIR.

Why do statewide administration and coverage numbers not match what is on the CDC data tracker?

CDC has access to administration data from providers who are not currently reporting to the Michigan Care Improvement Registry including federal entities (i.e., providers at Veteran's Affairs hospitals, Department of Defense facilities, and Federal Bureau of Prisons) and out-of-state providers who administered vaccine to Michigan residents. This means that Michigan COVID-19 Vaccine Dashboard undercounts the true number of doses administered to Michigan residents.

For coverage, the Michigan COVID-19 Vaccine Dashboard reports the proportion of Michigan residents in age groups eligible for vaccination who have received the vaccine (currently people age 5 or older). The CDC Data Tracker reports coverage for ages 5 and older or for the entire population.

Why do the totals on the Coverage Page not match the numbers on the MI First-Dose Tracker?

The MI First-Dose tracker includes Michigan residents who had their first dose of vaccine in federal facilities (e.g., federal prison or Veterans Administration Hospital) or out of state. The Michigan Department of Health and Human Services does not yet have access to those records. The data here provide an estimate of coverage rates for each county by age groups.

What does "Primary Series" mean?

We call it "Primary Series"if any person received one dose of J&J or two doses of Pfizer/ Moderna (this does not include Additional/ Booster doses).

What is Additional/ Booster dose?

Learn More...

What is Additional/ Booster dose?

Effective August 13, 2021, CDC [recommends](#) that people who are moderately to severely immunocompromised receive an additional dose of an mRNA COVID-19 Vaccine (Pfizer-BioNTech or Moderna) at least 28 days after the completion of the initial mRNA COVID-19 vaccine series. Effective October 21, 2021, CDC started [recommending](#) Moderna and J&J boosters in addition to Pfizer for specific populations.

What are the two different maps in the Booster coverage tab?

For both maps we calculate the number of individuals 12+, by county that have received at least one booster dose. We define a booster dose as any dose of COVID-19 vaccine administered to individuals who are fully vaccinated (at least 5 months after completion of an mRNA primary series or 2 months after receipt of J&J primary series). The coverage map on the left shows the proportion of the [total county population \(aged 12+ years\)](#) that have received at least one booster dose. The coverage map on the right shows the proportion of those [fully vaccinated \(and at least 12 years of age\)](#) that have received at least one booster dose.

Why do the data from past days change and how often are data updated?

Doses administered are reported by the date of vaccination. Previously reported numbers of administered vaccine doses may change as new data are received. Providers have 24 hours to report vaccination to MDHHS. MDHHS pulls the data each morning for cleaning and then posting to the website by 3 pm, Monday through Friday.

Where can I get more information about COVID-19 vaccine?

Members of the public, please visit the MDHHS [Frequently Asked Questions](#) related to COVID-19 vaccine.

Healthcare providers, please visit the MDHHS website [COVID-19 Vaccine Provider Guidance & Educational Resources](#)

Where does the vaccine data in the Michigan COVID-19 Vaccine dashboard come from?

This report is created by the Michigan Department of Health and Human Services Division of Immunization from data reported to the Michigan Care Improvement Registry (MCIR).

How is COVID vaccination coverage calculated?

Coverage is estimated by taking the number of vaccinated people within a geographical area or demographic group ("numerator") and dividing by the total number of people in that area or group ("denominator"). Numerators come from the number of COVID vaccine doses reported to the Michigan Care Improvement Registry (MCIR), and denominators come from the US Census

Learn More...

How is COVID vaccination coverage calculated?

Coverage is estimated by taking the number of vaccinated people within a geographical area or demographic group ("numerator") and dividing by the total number of people in that area or group ("denominator"). Numerators come from the number of COVID vaccine doses reported to the Michigan Care Improvement Registry (MCIR), and denominators come from the US Census counts for each county and demographic group in Michigan ([2019 single year estimate](#)). There are two versions of a coverage estimate:

- 1) "Completion" = number of fully vaccinated people in a given area or group (i.e., 1 dose of J&J or 2 doses of Pfizer or Moderna) / total population of the area or group
- 2) "Initiation" = number of people who are **either** partially **or** fully vaccinated in a given area or group / total population of the area or group

Note: County-level coverage is based on the county where a person lives, not where they got vaccinated. If someone's county or group is unknown, they cannot be included.

Is COVID vaccination administration required to be reported?

Michigan's immunization providers are required to report COVID vaccination to the MCIR within 24 hours of administration.

Why is the data suppressed in State / County Level Metrics?

The State / County level Metrics page has Demographic data at the County level. There would be a risk of exposing protected health information (phi) and identifiable information of individuals residing in low dense population areas unless appropriate data suppression methods were applied. With data suppression, we are able to release insightful statistics at a granular level but also by protecting Individual Identifiable information.

How are data suppression ranges chosen in State / County Level Metrics?

If the Population and the Resident Vaccinated are less than 50 and less than or equal to 10 respectively, then the Coverage numbers will be hidden for the selected slicers in the State / County Level Metrics page. These suppression ranges were chosen based on previous best practices of Immunization data reporting to the public.

PUBLIC USE DATASETS

COVID-19 Vaccine Booster Coverage

README

For privacy considerations, data is suppressed for any group with 10 or fewer doses administered.

Where does the vaccination data come from?

This report is created by the Michigan Department of Health and Human Services Division of Immunization from data reported to the Michigan Care Improvement Registry (MCIR).

Is COVID vaccination administration required to be reported?

Michigan's immunization providers are required to report COVID vaccination to the MCIR within 24 hours of administration.

How often are these data updated?

These data will be updated every Tuesday and Friday. Previously reported numbers of administered vaccine doses may change as new data are received. A possible lag in reporting vaccine doses will result in increases in numbers previously reported.

COVID-19 VACCINE BOOSTER DOSES BY COUNTY 2023-03-15

person_county	person_sex	person_age_group	person_race_eth	booster_done	eligible_booster	population	ep_region	booster_coverage	booster_eligible
Alcona	F	12-15 years	Hispanic	<=10	<=10	<50	Region 3	28.57142857	100
Alcona	F	16-19 years	Hispanic	<=10	<=10	<50	Region 3	25	50
Alcona	F	20-29 years	Hispanic	<=10	<=10	<50	Region 3	20	50
Alcona	F	30-39 years	Hispanic	<=10	<=10	<50	Region 3	11.11111111	25
Alcona	F	40-49 years	Hispanic	<=10	<=10	<50	Region 3	11.11111111	50
Alcona	F	50-64 years	Hispanic	<=10	<=10	11 <50	Region 3	35.29411765	54.54545455
Alcona	F	5-11 years	Hispanic	<=10	<=10	<50	Region 3	0	0
Alcona	F	65-74 years	Hispanic	<=10	<=10	<50	Region 3	14.28571429	33.33333333
Alcona	F	75+ years	Hispanic	<=10	<=10	<50	Region 3	100	85.71428571
Alcona	F	20-29 years	NH American Indian/Alaska Native	<=10	<=10	<50	Region 3	33.33333333	50
Alcona	F	30-39 years	NH American Indian/Alaska Native	<=10	<=10	<50	Region 3	100	50
Alcona	F	40-49 years	NH American Indian/Alaska Native	<=10	<=10	<50	Region 3	0	0
Alcona	F	50-64 years	NH American Indian/Alaska Native	<=10	<=10	<50	Region 3	28.57142857	100
Alcona	F	65-74 years	NH American Indian/Alaska Native	<=10	<=10	<50	Region 3	0	0
Alcona	F	12-15 years	NH Asian/Native Hawaiian/Other Pacific Islands	<=10	<=10	<50	Region 3	0	0
Alcona	F	20-29 years	NH Asian/Native Hawaiian/Other Pacific Islands	<=10	<=10	<50	Region 3	0	100
Alcona	F	40-49 years	NH Asian/Native Hawaiian/Other Pacific Islands	<=10	<=10	<50	Region 3	10	100
Alcona	F	50-64 years	NH Asian/Native Hawaiian/Other Pacific Islands	<=10	<=10	<50	Region 3	42.85714286	75
Alcona	F	65-74 years	NH Asian/Native Hawaiian/Other Pacific Islands	<=10	<=10	<50	Region 3	16.66666667	100
Alcona	F	75+ years	NH Asian/Native Hawaiian/Other Pacific Islands	<=10	<=10	<50	Region 3	0	0
Alcona	F	16-19 years	NH Black	<=10	<=10	<50	Region 3	0	0
Alcona	F	20-29 years	NH Black	<=10	<=10	<50	Region 3	20	33.33333333
Alcona	F	30-39 years	NH Black	<=10	<=10	<50	Region 3	33.33333333	100
Alcona	F	40-49 years	NH Black	<=10	<=10	<50	Region 3	0	0
Alcona	F	50-64 years	NH Black	<=10	<=10	<50	Region 3	33.33333333	100
Alcona	F	20-29 years	NH Other Race	<=10	<=10	<50	Region 3	11.11111111	20
Alcona	F	30-39 years	NH Other Race	<=10	<=10	<50	Region 3	16.66666667	33.33333333
Alcona	F	40-49 years	NH Other Race	<=10	<=10	<50	Region 3	75	75
Alcona	F	50-64 years	NH Other Race		30	35 <50	Region 3	176.4705882	85.71428571
Alcona	F	65-74 years	NH Other Race		32	40 <50	Region 3	533.3333333	80
Alcona	F	75+ years	NH Other Race		45	51 <50	Region 3	900	88.23529412
Alcona	F	12-15 years	NH White	<=10		43	146 Region 3	6.849315069	23.25581395
Alcona	F	16-19 years	NH White		20	53	123 Region 3	16.2601626	37.73584906
Alcona	F	20-29 years	NH White		39	125	334 Region 3	11.67664671	31.2
Alcona	F	30-39 years	NH White		72	148	333 Region 3	21.62162162	48.64864865
Alcona	F	40-49 years	NH White		94	191	439 Region 3	21.41230068	49.21465969
Alcona	F	50-64 years	NH White		488	696	1337 Region 3	36.49962603	70.11494253
Alcona	F	5-11 years	NH White	<=10		28	237 Region 3	1.687763713	14.28571429
Alcona	F	65-74 years	NH White		446	542	968 Region 3	46.07438017	82.28782288
Alcona	F	75+ years	NH White		360	438	862 Region 3	41.76334107	82.19178082
Alcona	F	missing	NH White	<=10	<=10				
Alcona	F	under 5 years	NH White	<=10	<=10				0
Alcona	F	16-19 years	Unknown	<=10	<=10				16.66666667
Alcona	F	20-29 years	Unknown	<=10		14			14.28571429
Alcona	F	30-39 years	Unknown	<=10		37			16.21621622
Alcona	F	40-49 years	Unknown		14	45			31.11111111
Alcona	F	50-64 years	Unknown		104	207			50.24154589
Alcona	F	5-11 years	Unknown	<=10	<=10				0
Alcona	F	65-74 years	Unknown		117	202			57.92079208
Alcona	F	75+ years	Unknown		127	189			67.1957672
Alcona	F	missing	Unknown	<=10	<=10				
Alcona	M	12-15 years	Hispanic	<=10	<=10	<50	Region 3	0	0
Alcona	M	16-19 years	Hispanic	<=10	<=10	<50	Region 3	0	0
Alcona	M	20-29 years	Hispanic	<=10	<=10	<50	Region 3	11.11111111	25
Alcona	M	30-39 years	Hispanic	<=10	<=10	<50	Region 3	16.66666667	40
Alcona	M	40-49 years	Hispanic	<=10	<=10	<50	Region 3	25	66.66666667
Alcona	M	50-64 years	Hispanic	<=10	<=10	<50	Region 3	33.33333333	71.42857143
Alcona	M	5-11 years	Hispanic	<=10	<=10	<50	Region 3	0	0
Alcona	M	65-74 years	Hispanic	<=10	<=10	<50	Region 3	61.53846154	88.88888889
Alcona	M	75+ years	Hispanic	<=10	<=10	<50	Region 3	50	40
Alcona	M	30-39 years	NH American Indian/Alaska Native	<=10	<=10	<50	Region 3	0	0
Alcona	M	40-49 years	NH American Indian/Alaska Native	<=10	<=10	<50	Region 3	100	100
Alcona	M	50-64 years	NH American Indian/Alaska Native	<=10	<=10	<50	Region 3	12.5	50
Alcona	M	65-74 years	NH American Indian/Alaska Native	<=10	<=10	<50	Region 3	33.33333333	100
Alcona	M	30-39 years	NH Asian/Native Hawaiian/Other Pacific Islands	<=10	<=10	<50	Region 3	20	50
Alcona	M	50-64 years	NH Asian/Native Hawaiian/Other Pacific Islands	<=10	<=10	<50	Region 3	0	0
Alcona	M	65-74 years	NH Asian/Native Hawaiian/Other Pacific Islands	<=10	<=10	<50	Region 3	0	0
Alcona	M	16-19 years	NH Black	<=10	<=10	<50	Region 3	0	50
Alcona	M	20-29 years	NH Black	<=10	<=10	<50	Region 3	0	0
Alcona	M	30-39 years	NH Black	<=10	<=10	<50	Region 3	12.5	33.33333333
Alcona	M	40-49 years	NH Black	<=10	<=10	<50	Region 3	33.33333333	50
Alcona	M	50-64 years	NH Black	<=10	<=10	<50	Region 3	25	100
Alcona	M	65-74 years	NH Black	<=10	<=10	<50	Region 3	0	100
Alcona	M	20-29 years	NH Other Race	<=10	<=10	<50	Region 3	0	0
Alcona	M	30-39 years	NH Other Race	<=10	<=10	<50	Region 3	33.33333333	20
Alcona	M	40-49 years	NH Other Race	<=10	<=10	<50	Region 3	20	100
Alcona	M	50-64 years	NH Other Race		18	30 <50	Region 3	150	60
Alcona	M	65-74 years	NH Other Race		32	36 <50	Region 3	800	88.88888889
Alcona	M	75+ years	NH Other Race		34	40 <50	Region 3	566.6666667	85
Alcona	M	missing	NH Other Race	<=10	<=10				
Alcona	M	12-15 years	NH White		15	31	147 Region 3	10.20408163	48.38709677
Alcona	M	16-19 years	NH White		12	37	154 Region 3	7.792207792	32.43243243
Alcona	M	20-29 years	NH White		28	120	397 Region 3	7.052896725	23.33333333
Alcona	M	30-39 years	NH White		44	128	360 Region 3	12.22222222	34.375
Alcona	M	40-49 years	NH White		71	168	401 Region 3	17.70573566	42.26190476
Alcona	M	50-64 years	NH White		420	664	1339 Region 3	31.36669156	63.25301205
Alcona	M	5-11 years	NH White	<=10		35	215 Region 3	2.790697674	17.14285714
Alcona	M	65-74 years	NH White		448	561	1040 Region 3	43.07692308	79.8573975
Alcona	M	75+ years	NH White		351	424	815 Region 3	43.06748466	82.78301887
Alcona	M	missing	NH White	<=10	<=10				
Alcona	M	under 5 years	NH White	<=10	<=10				

Alcona	M	12-15 years	Unknown	<=10	<=10				100	
Alcona	M	16-19 years	Unknown	<=10	<=10				0	
Alcona	M	20-29 years	Unknown	<=10		41			19.51219512	
Alcona	M	30-39 years	Unknown	<=10		38			23.68421053	
Alcona	M	40-49 years	Unknown		20	53			37.73584906	
Alcona	M	50-64 years	Unknown		92	221			41.62895928	
Alcona	M	5-11 years	Unknown	<=10	<=10				0	
Alcona	M	65-74 years	Unknown		120	199			60.30150754	
Alcona	M	75+ years	Unknown		123	184			66.84782609	
Alcona	M	missing	Unknown	<=10	<=10					
Alger	F	12-15 years	Hispanic	<=10	<=10	<50	Region 8	0	0	
Alger	F	16-19 years	Hispanic	<=10	<=10	<50	Region 8	50	66.66666667	
Alger	F	20-29 years	Hispanic	<=10	<=10	<50	Region 8	0	0	
Alger	F	30-39 years	Hispanic	<=10	<=10	<50	Region 8	0	0	
Alger	F	40-49 years	Hispanic	<=10	<=10	<50	Region 8	22.22222222	66.66666667	
Alger	F	50-64 years	Hispanic	<=10	<=10	<50	Region 8	50	83.33333333	
Alger	F	5-11 years	Hispanic	<=10	<=10	<50	Region 8	0	0	
Alger	F	65-74 years	Hispanic	<=10	<=10	<50	Region 8	133.3333333	100	
Alger	F	75+ years	Hispanic		13	14 <50	Region 8	650	92.85714286	
Alger	F	12-15 years	NH American Indian/Alaska Native	<=10	<=10	<50	Region 8	57.14285714	80	
Alger	F	16-19 years	NH American Indian/Alaska Native	<=10	<=10	<50	Region 8	20	16.66666667	
Alger	F	20-29 years	NH American Indian/Alaska Native	<=10	<=10	<50	Region 8	26.08695652	60	
Alger	F	30-39 years	NH American Indian/Alaska Native	<=10	<=10	<50	Region 8	23.80952381	55.55555556	
Alger	F	40-49 years	NH American Indian/Alaska Native	<=10	<=10	<50	Region 8	19.04761905	80	
Alger	F	50-64 years	NH American Indian/Alaska Native	<=10		12 <50	Region 8	22.85714286	66.66666667	
Alger	F	5-11 years	NH American Indian/Alaska Native	<=10	<=10	<50	Region 8	8.333333333	40	
Alger	F	65-74 years	NH American Indian/Alaska Native	<=10	<=10	<50	Region 8	16.66666667	57.14285714	
Alger	F	75+ years	NH American Indian/Alaska Native	<=10	<=10	<50	Region 8	5.882352941	50	
Alger	F	12-15 years	NH Asian/Native Hawaiian/Other Pacific Islands	<=10	<=10	<50	Region 8		0	
Alger	F	30-39 years	NH Asian/Native Hawaiian/Other Pacific Islands	<=10	<=10	<50	Region 8	0	0	
Alger	F	40-49 years	NH Asian/Native Hawaiian/Other Pacific Islands	<=10	<=10	<50	Region 8	0	0	
Alger	F	50-64 years	NH Asian/Native Hawaiian/Other Pacific Islands	<=10	<=10	<50	Region 8	14.28571429	33.33333333	
Alger	F	65-74 years	NH Asian/Native Hawaiian/Other Pacific Islands	<=10	<=10	<50	Region 8	0	0	
Alger	F	16-19 years	NH Black	<=10	<=10	<50	Region 8	100	100	
Alger	F	20-29 years	NH Black	<=10	<=10	<50	Region 8	33.33333333	100	
Alger	F	30-39 years	NH Black	<=10	<=10	<50	Region 8		100	
Alger	F	40-49 years	NH Black	<=10	<=10	<50	Region 8	100	100	
Alger	F	50-64 years	NH Black	<=10	<=10	<50	Region 8	100	100	
Alger	F	16-19 years	NH Other Race	<=10	<=10	<50	Region 8	22.22222222	66.66666667	
Alger	F	20-29 years	NH Other Race	<=10	<=10	<50	Region 8	30	33.33333333	
Alger	F	30-39 years	NH Other Race	<=10	<=10	<50	Region 8	33.33333333	71.42857143	
Alger	F	40-49 years	NH Other Race	<=10	<=10	<50	Region 8	41.66666667	50	
Alger	F	50-64 years	NH Other Race		19	30 <50	Region 8	63.33333333	63.33333333	
Alger	F	65-74 years	NH Other Race		11	14 <50	Region 8	73.33333333	78.57142857	
Alger	F	75+ years	NH Other Race	<=10		13 <50	Region 8	37.5	46.15384615	
Alger	F	12-15 years	NH White		29	63	142 Region 8	20.42253521	46.03174603	
Alger	F	16-19 years	NH White		30	69	134 Region 8	22.3880597	43.47826087	
Alger	F	20-29 years	NH White		61	115	254 Region 8	24.01574803	53.04347826	
Alger	F	30-39 years	NH White		67	138	322 Region 8	20.80745342	48.55072464	
Alger	F	40-49 years	NH White		99	154	349 Region 8	28.36676218	64.28571429	
Alger	F	50-64 years	NH White		315	420	975 Region 8	32.30769231	75	
Alger	F	5-11 years	NH White		12	46	205 Region 8	5.853658537	26.08695652	
Alger	F	65-74 years	NH White		283	329	625 Region 8	45.28	86.01823708	
Alger	F	75+ years	NH White		184	215	490 Region 8	37.55102041	85.58139535	
Alger	F	missing	NH White	<=10	<=10					
Alger	F	under 5 years	NH White	<=10	<=10					
Alger	F	12-15 years	Unknown	<=10	<=10				0	
Alger	F	16-19 years	Unknown	<=10		12			41.66666667	
Alger	F	20-29 years	Unknown		20	50			40	
Alger	F	30-39 years	Unknown		33	64			51.5625	
Alger	F	40-49 years	Unknown		63	104			60.57692308	
Alger	F	50-64 years	Unknown		209	332			62.95180723	
Alger	F	5-11 years	Unknown	<=10	<=10				0	
Alger	F	65-74 years	Unknown		195	256			76.171875	
Alger	F	75+ years	Unknown		123	161			76.39751553	
Alger	F	missing	Unknown	<=10	<=10					
Alger	M	12-15 years	Hispanic	<=10	<=10	<50	Region 8	14.28571429	50	
Alger	M	16-19 years	Hispanic	<=10	<=10	<50	Region 8	25	50	
Alger	M	20-29 years	Hispanic	<=10	<=10	<50	Region 8	5.263157895	33.33333333	
Alger	M	30-39 years	Hispanic	<=10	<=10	<50	Region 8	5	100	
Alger	M	40-49 years	Hispanic	<=10	<=10	<50	Region 8	33.33333333	75	
Alger	M	50-64 years	Hispanic	<=10	<=10	<50	Region 8	85.71428571	75	
Alger	M	5-11 years	Hispanic	<=10	<=10	<50	Region 8	0	0	
Alger	M	65-74 years	Hispanic	<=10	<=10	<50	Region 8	700	100	
Alger	M	75+ years	Hispanic	<=10	<=10	<50	Region 8	900	100	
Alger	M	12-15 years	NH American Indian/Alaska Native	<=10	<=10	<50	Region 8	22.22222222	66.66666667	
Alger	M	16-19 years	NH American Indian/Alaska Native	<=10	<=10	<50	Region 8	12.5	16.66666667	
Alger	M	20-29 years	NH American Indian/Alaska Native	<=10		14 <50	Region 8	5.263157895	14.28571429	
Alger	M	30-39 years	NH American Indian/Alaska Native	<=10	<=10	<50	Region 8	22.22222222	44.44444444	
Alger	M	40-49 years	NH American Indian/Alaska Native	<=10	<=10	<50	Region 8	18.75	42.85714286	
Alger	M	50-64 years	NH American Indian/Alaska Native	<=10	<=10	<50	Region 8	9.302325581	57.14285714	
Alger	M	5-11 years	NH American Indian/Alaska Native	<=10	<=10	<50	Region 8	0	0	
Alger	M	65-74 years	NH American Indian/Alaska Native	<=10	<=10	<50	Region 8	16	80	
Alger	M	75+ years	NH American Indian/Alaska Native	<=10	<=10	<50	Region 8	7.692307692	100	
Alger	M	12-15 years	NH Asian/Native Hawaiian/Other Pacific Islands	<=10	<=10	<50	Region 8	100	100	
Alger	M	16-19 years	NH Asian/Native Hawaiian/Other Pacific Islands	<=10	<=10	<50	Region 8	50	100	
Alger	M	20-29 years	NH Asian/Native Hawaiian/Other Pacific Islands	<=10	<=10	<50	Region 8	14.28571429	50	
Alger	M	30-39 years	NH Asian/Native Hawaiian/Other Pacific Islands	<=10	<=10	<50	Region 8	16.66666667	50	
Alger	M	5-11 years	NH Asian/Native Hawaiian/Other Pacific Islands	<=10	<=10	<50	Region 8	0	0	
Alger	M	16-19 years	NH Black	<=10	<=10	<50	Region 8	0	0	
Alger	M	20-29 years	NH Black		39	95	245 Region 8	15.91836735	41.05263158	
Alger	M	30-39 years	NH Black		44	77	220 Region 8	20	57.14285714	
Alger	M	40-49 years	NH Black		33	42	114 Region 8	28.94736842	78.57142857	
Alger	M	50-64 years	NH Black		25	31	51 Region 8	49.01960784	80.64516129	

Alger	M	65-74 years	NH Black	<=10	<=10	<50	Region 8	0	0
Alger	M	12-15 years	NH Other Race	<=10	<=10	<50	Region 8	0	0
Alger	M	20-29 years	NH Other Race	<=10	<=10	<50	Region 8	9.090909091	66.66666667
Alger	M	30-39 years	NH Other Race	<=10	<=10	<50	Region 8	44.44444444	44.44444444
Alger	M	40-49 years	NH Other Race	<=10	<=10	<50	Region 8	0	0
Alger	M	50-64 years	NH Other Race		14	16 <50	Region 8	77.77777778	87.5
Alger	M	65-74 years	NH Other Race		11	16 <50	Region 8	157.1428571	68.75
Alger	M	75+ years	NH Other Race	<=10		14 <50	Region 8	133.3333333	57.14285714
Alger	M	12-15 years	NH White		20	56	143 Region 8	13.98601399	35.71428571
Alger	M	16-19 years	NH White		19	49	140 Region 8	13.57142857	38.7755102
Alger	M	20-29 years	NH White		58	127	368 Region 8	15.76086957	45.66929134
Alger	M	30-39 years	NH White		79	152	429 Region 8	18.41491842	51.97368421
Alger	M	40-49 years	NH White		77	141	428 Region 8	17.99065421	54.60992908
Alger	M	50-64 years	NH White		260	345	965 Region 8	26.94300518	75.36231884
Alger	M	5-11 years	NH White		13	35	212 Region 8	6.132075472	37.14285714
Alger	M	65-74 years	NH White		273	310	721 Region 8	37.86407767	88.06451613
Alger	M	75+ years	NH White		134	165	418 Region 8	32.05741627	81.21212121
Alger	M	missing	NH White	<=10	<=10				
Alger	M	under 5 years	NH White	<=10	<=10				0
Alger	M	12-15 years	Unknown	<=10	<=10				25
Alger	M	16-19 years	Unknown	<=10		22			36.36363636
Alger	M	20-29 years	Unknown		31	90			34.44444444
Alger	M	30-39 years	Unknown		45	106			42.45283019
Alger	M	40-49 years	Unknown		93	171			54.38596491
Alger	M	50-64 years	Unknown		257	415			61.92771084
Alger	M	5-11 years	Unknown	<=10	<=10				16.66666667
Alger	M	65-74 years	Unknown		239	303			78.87788779
Alger	M	75+ years	Unknown		122	161			75.77639752
Alger	M	missing	Unknown	<=10	<=10				
Alger	M	under 5 years	Unknown	<=10	<=10				
Alger	U	30-39 years	NH Black	<=10	<=10				100
Alger	U	30-39 years	NH White	<=10	<=10				16.66666667
Alger	U	40-49 years	NH White	<=10	<=10				0
Alger	U	30-39 years	Unknown	<=10	<=10				40
Alger	U	40-49 years	Unknown	<=10	<=10				0
Alger	U	65-74 years	Unknown	<=10	<=10				0
Allegan	F	12-15 years	Hispanic		86	204	445 Region 5	19.3258427	42.15686275
Allegan	F	16-19 years	Hispanic		88	214	358 Region 5	24.58100559	41.12149533
Allegan	F	20-29 years	Hispanic		122	338	687 Region 5	17.75836972	36.09467456
Allegan	F	30-39 years	Hispanic		120	282	543 Region 5	22.09944751	42.55319149
Allegan	F	40-49 years	Hispanic		201	340	542 Region 5	37.08487085	59.11764706
Allegan	F	50-64 years	Hispanic		246	374	503 Region 5	48.90656064	65.77540107
Allegan	F	5-11 years	Hispanic		44	150	626 Region 5	7.028753994	29.33333333
Allegan	F	65-74 years	Hispanic		111	147	165 Region 5	67.27272727	75.51020408
Allegan	F	75+ years	Hispanic		47	60	89 Region 5	52.80898876	78.33333333
Allegan	F	missing	Hispanic	<=10	<=10				
Allegan	F	under 5 years	Hispanic	<=10	<=10				50
Allegan	F	12-15 years	NH American Indian/Alaska Native	<=10	<=10	<50	Region 5	17.64705882	42.85714286
Allegan	F	16-19 years	NH American Indian/Alaska Native	<=10		17 <50	Region 5	41.66666667	58.82352941
Allegan	F	20-29 years	NH American Indian/Alaska Native		18	29 <50	Region 5	47.36842105	62.06896552
Allegan	F	30-39 years	NH American Indian/Alaska Native		28	40 <50	Region 5	59.57446809	70
Allegan	F	40-49 years	NH American Indian/Alaska Native		26	34 <50	Region 5	92.85714286	76.47058824
Allegan	F	50-64 years	NH American Indian/Alaska Native		36	51	77 Region 5	46.75324675	70.58823529
Allegan	F	5-11 years	NH American Indian/Alaska Native	<=10	<=10	<50	Region 5	10.71428571	50
Allegan	F	65-74 years	NH American Indian/Alaska Native		19	23 <50	Region 5	61.29032258	82.60869565
Allegan	F	75+ years	NH American Indian/Alaska Native	<=10	<=10	<50	Region 5	38.88888889	77.77777778
Allegan	F	missing	NH American Indian/Alaska Native	<=10	<=10				
Allegan	F	under 5 years	NH American Indian/Alaska Native	<=10	<=10				
Allegan	F	12-15 years	NH Asian/Native Hawaiian/Other Pacific Islands	<=10		18 <50	Region 5	34.48275862	55.55555556
Allegan	F	16-19 years	NH Asian/Native Hawaiian/Other Pacific Islands		11	18 <50	Region 5	37.93103448	61.11111111
Allegan	F	20-29 years	NH Asian/Native Hawaiian/Other Pacific Islands		23	38	93 Region 5	24.7311828	60.52631579
Allegan	F	30-39 years	NH Asian/Native Hawaiian/Other Pacific Islands		28	49	88 Region 5	31.81818182	57.14285714
Allegan	F	40-49 years	NH Asian/Native Hawaiian/Other Pacific Islands		24	38	104 Region 5	23.07692308	63.15789474
Allegan	F	50-64 years	NH Asian/Native Hawaiian/Other Pacific Islands		46	58	97 Region 5	47.42268041	79.31034483
Allegan	F	5-11 years	NH Asian/Native Hawaiian/Other Pacific Islands		11	19 <50	Region 5	33.33333333	57.89473684
Allegan	F	65-74 years	NH Asian/Native Hawaiian/Other Pacific Islands	<=10	<=10	<50	Region 5	23.33333333	87.5
Allegan	F	75+ years	NH Asian/Native Hawaiian/Other Pacific Islands		11	11 <50	Region 5	64.70588235	100
Allegan	F	missing	NH Asian/Native Hawaiian/Other Pacific Islands	<=10	<=10				0
Allegan	F	under 5 years	NH Asian/Native Hawaiian/Other Pacific Islands	<=10	<=10				
Allegan	F	12-15 years	NH Black		14	27 <50	Region 5	30.43478261	51.85185185
Allegan	F	16-19 years	NH Black		11	27 <50	Region 5	26.19047619	40.74074074
Allegan	F	20-29 years	NH Black		17	51	106 Region 5	16.03773585	33.33333333
Allegan	F	30-39 years	NH Black		17	38	89 Region 5	19.1011236	44.73684211
Allegan	F	40-49 years	NH Black		25	37	90 Region 5	27.77777778	67.56756757
Allegan	F	50-64 years	NH Black		56	72	74 Region 5	75.67567568	77.77777778
Allegan	F	5-11 years	NH Black	<=10		19	111 Region 5	9.009009009	52.63157895
Allegan	F	65-74 years	NH Black		28	31 <50	Region 5	82.35294118	90.32258065
Allegan	F	75+ years	NH Black		16	22	58 Region 5	27.5862069	72.72727273
Allegan	F	missing	NH Black	<=10	<=10				
Allegan	F	under 5 years	NH Black	<=10	<=10				100
Allegan	F	12-15 years	NH Other Race		11	15	100 Region 5	11	73.33333333
Allegan	F	16-19 years	NH Other Race		22	43	68 Region 5	32.35294118	51.1627907
Allegan	F	20-29 years	NH Other Race		56	110	143 Region 5	39.16083916	50.90909091
Allegan	F	30-39 years	NH Other Race		78	124	113 Region 5	69.02654867	62.90322581
Allegan	F	40-49 years	NH Other Race		91	138	57 Region 5	159.6491228	65.94202899
Allegan	F	50-64 years	NH Other Race		311	412	82 Region 5	379.2682927	75.48543689
Allegan	F	5-11 years	NH Other Race	<=10		11	196 Region 5	3.06122449	54.54545455
Allegan	F	65-74 years	NH Other Race		327	367 <50	Region 5	860.5263158	89.10081744
Allegan	F	75+ years	NH Other Race		306	408 <50	Region 5	765	75
Allegan	F	missing	NH Other Race	<=10	<=10				
Allegan	F	under 5 years	NH Other Race	<=10	<=10				100
Allegan	F	12-15 years	NH White		457	1056	2664 Region 5	17.15465466	43.27651515
Allegan	F	16-19 years	NH White		628	1214	2339 Region 5	28.04823582	51.72981878
Allegan	F	20-29 years	NH White		1173	2468	5583 Region 5	21.01020957	47.52836305

Allegan	F	30-39 years	NH White	1607	2895	6358	Region 5	25.27524379	55.50949914
Allegan	F	40-49 years	NH White	2060	3266	6148	Region 5	33.50683149	63.07409675
Allegan	F	50-64 years	NH White	5239	7214	11684	Region 5	44.8390962	72.62267813
Allegan	F	5-11 years	NH White	366	1030	4372	Region 5	8.371454712	35.53398058
Allegan	F	65-74 years	NH White	3872	4648	5984	Region 5	64.70588235	83.30464716
Allegan	F	75+ years	NH White	2410	2918	4242	Region 5	56.81282414	82.59081563
Allegan	F	missing	NH White	<=10	<=10				
Allegan	F	under 5 years	NH White	<=10		40			10
Allegan	F	12-15 years	Unknown	<=10		49			20.40816327
Allegan	F	16-19 years	Unknown		39	107			36.44859813
Allegan	F	20-29 years	Unknown		109	346			31.50289017
Allegan	F	30-39 years	Unknown		200	464			43.10344828
Allegan	F	40-49 years	Unknown		215	406			52.95566503
Allegan	F	50-64 years	Unknown		406	725			56
Allegan	F	5-11 years	Unknown	<=10		51			11.76470588
Allegan	F	65-74 years	Unknown		242	368			65.76086957
Allegan	F	75+ years	Unknown		200	324			61.72839506
Allegan	F	missing	Unknown	<=10	<=10				
Allegan	F	under 5 years	Unknown	<=10	<=10				0
Allegan	M	12-15 years	Hispanic	54	178	410	Region 5	13.17073171	30.33707865
Allegan	M	16-19 years	Hispanic	59	154	377	Region 5	15.64986737	38.31168831
Allegan	M	20-29 years	Hispanic	118	352	733	Region 5	16.09822647	33.52272727
Allegan	M	30-39 years	Hispanic	118	314	585	Region 5	20.17094017	37.57961783
Allegan	M	40-49 years	Hispanic	166	317	561	Region 5	29.59001783	52.3659306
Allegan	M	50-64 years	Hispanic	258	401	542	Region 5	47.60147602	64.33915212
Allegan	M	5-11 years	Hispanic	48	148	647	Region 5	7.41885626	32.43243243
Allegan	M	65-74 years	Hispanic	119	150	184	Region 5	64.67391304	79.33333333
Allegan	M	75+ years	Hispanic	41	57	62	Region 5	66.12903226	71.92982456
Allegan	M	missing	Hispanic	<=10	<=10				0
Allegan	M	under 5 years	Hispanic	<=10	<=10				50
Allegan	M	12-15 years	NH American Indian/Alaska Native	<=10		14	<50 Region 5	53.33333333	57.14285714
Allegan	M	16-19 years	NH American Indian/Alaska Native	<=10		14	<50 Region 5	71.42857143	71.42857143
Allegan	M	20-29 years	NH American Indian/Alaska Native	<=10		18	<50 Region 5	17.14285714	33.33333333
Allegan	M	30-39 years	NH American Indian/Alaska Native		13	24	<50 Region 5	33.33333333	54.16666667
Allegan	M	40-49 years	NH American Indian/Alaska Native		12	25	<50 Region 5	34.28571429	48
Allegan	M	50-64 years	NH American Indian/Alaska Native		37	55	91 Region 5	40.65934066	67.27272727
Allegan	M	5-11 years	NH American Indian/Alaska Native	<=10	<=10	<50	Region 5	3.846153846	33.33333333
Allegan	M	65-74 years	NH American Indian/Alaska Native		16	19	<50 Region 5	59.25925926	84.21052632
Allegan	M	75+ years	NH American Indian/Alaska Native	<=10	<=10	<50	Region 5	26.31578947	71.42857143
Allegan	M	missing	NH American Indian/Alaska Native	<=10	<=10				
Allegan	M	under 5 years	NH American Indian/Alaska Native	<=10	<=10				
Allegan	M	12-15 years	NH Asian/Native Hawaiian/Other Pacific Islands	<=10	<=10	<50	Region 5	19.23076923	71.42857143
Allegan	M	16-19 years	NH Asian/Native Hawaiian/Other Pacific Islands	<=10		17	<50 Region 5	66.66666667	58.82352941
Allegan	M	20-29 years	NH Asian/Native Hawaiian/Other Pacific Islands		11	28	73 Region 5	15.06849315	39.28571429
Allegan	M	30-39 years	NH Asian/Native Hawaiian/Other Pacific Islands		13	33	66 Region 5	19.6969697	39.39393939
Allegan	M	40-49 years	NH Asian/Native Hawaiian/Other Pacific Islands		13	27	<50 Region 5	27.08333333	48.14814815
Allegan	M	50-64 years	NH Asian/Native Hawaiian/Other Pacific Islands		37	51	50 Region 5	74	72.54901961
Allegan	M	5-11 years	NH Asian/Native Hawaiian/Other Pacific Islands	<=10		19	<50 Region 5	6.818181818	15.78947368
Allegan	M	65-74 years	NH Asian/Native Hawaiian/Other Pacific Islands		15	16	<50 Region 5	71.42857143	93.75
Allegan	M	75+ years	NH Asian/Native Hawaiian/Other Pacific Islands	<=10	<=10	<50	Region 5	27.27272727	100
Allegan	M	under 5 years	NH Asian/Native Hawaiian/Other Pacific Islands	<=10	<=10				
Allegan	M	12-15 years	NH Black		12	28	54 Region 5	22.22222222	42.85714286
Allegan	M	16-19 years	NH Black	<=10		19	<50 Region 5	11.90476191	26.31578947
Allegan	M	20-29 years	NH Black	<=10		40	166 Region 5	5.421686747	22.5
Allegan	M	30-39 years	NH Black		24	59	128 Region 5	18.75	40.6779661
Allegan	M	40-49 years	NH Black		21	47	109 Region 5	19.26605505	44.68085106
Allegan	M	50-64 years	NH Black		65	97	128 Region 5	50.78125	67.01030928
Allegan	M	5-11 years	NH Black	<=10		19	89 Region 5	8.988764045	42.10526316
Allegan	M	65-74 years	NH Black		31	40	60 Region 5	51.66666667	77.5
Allegan	M	75+ years	NH Black		21	25	<50 Region 5	91.30434783	84
Allegan	M	missing	NH Black	<=10	<=10				
Allegan	M	under 5 years	NH Black	<=10	<=10				
Allegan	M	12-15 years	NH Other Race	<=10		19	110 Region 5	7.272727273	42.10526316
Allegan	M	16-19 years	NH Other Race		16	31	79 Region 5	20.25316456	51.61290323
Allegan	M	20-29 years	NH Other Race		36	70	146 Region 5	24.65753425	51.42857143
Allegan	M	30-39 years	NH Other Race		53	100	92 Region 5	57.60869565	53
Allegan	M	40-49 years	NH Other Race		68	109	51 Region 5	133.3333333	62.3853211
Allegan	M	50-64 years	NH Other Race		210	304	76 Region 5	276.3157895	69.07894737
Allegan	M	5-11 years	NH Other Race	<=10	<=10	206	Region 5	1.941747573	44.44444444
Allegan	M	65-74 years	NH Other Race		240	294	<50 Region 5	800	81.63265306
Allegan	M	75+ years	NH Other Race		205	247	<50 Region 5	820	82.99595142
Allegan	M	missing	NH Other Race	<=10	<=10				
Allegan	M	12-15 years	NH White		483	1095	2811 Region 5	17.18249733	44.10958904
Allegan	M	16-19 years	NH White		418	1019	2488 Region 5	16.80064309	41.02060844
Allegan	M	20-29 years	NH White		764	2047	5850 Region 5	13.05982906	37.32291158
Allegan	M	30-39 years	NH White		1143	2365	6277 Region 5	18.20933567	48.32980973
Allegan	M	40-49 years	NH White		1640	2865	6313 Region 5	25.97814035	57.2425829
Allegan	M	50-64 years	NH White		4673	6813	11706 Region 5	39.9196993	68.58946132
Allegan	M	5-11 years	NH White		398	1095	4659 Region 5	8.542605709	36.34703196
Allegan	M	65-74 years	NH White		3556	4251	5627 Region 5	63.19530834	83.65090567
Allegan	M	75+ years	NH White		1969	2351	3264 Region 5	60.3247549	83.75159507
Allegan	M	missing	NH White	<=10	<=10				
Allegan	M	under 5 years	NH White	<=10		26			15.38461539
Allegan	M	12-15 years	Unknown		14	36			38.88888889
Allegan	M	16-19 years	Unknown		27	108			25
Allegan	M	20-29 years	Unknown		100	425			23.52941177
Allegan	M	30-39 years	Unknown		173	516			33.52713178
Allegan	M	40-49 years	Unknown		185	451			41.01995565
Allegan	M	50-64 years	Unknown		368	782			47.05882353
Allegan	M	5-11 years	Unknown		15	37			40.54054054
Allegan	M	65-74 years	Unknown		251	376			66.75531915
Allegan	M	75+ years	Unknown		147	240			61.25
Allegan	M	missing	Unknown	<=10	<=10				
Allegan	M	under 5 years	Unknown	<=10	<=10				0

Allegan	U	40-49 years	Hispanic	<=10	<=10						0
Allegan	U	65-74 years	Hispanic	<=10	<=10						100
Allegan	U	30-39 years	NH American Indian/Alaska Native	<=10	<=10						100
Allegan	U	30-39 years	NH Asian/Native Hawaiian/Other Pacific Islands	<=10	<=10						100
Allegan	U	75+ years	NH Asian/Native Hawaiian/Other Pacific Islands	<=10	<=10						100
Allegan	U	40-49 years	NH Other Race	<=10	<=10						100
Allegan	U	12-15 years	NH White	<=10	<=10						100
Allegan	U	20-29 years	NH White	<=10	<=10						50
Allegan	U	30-39 years	NH White	<=10	<=10						50
Allegan	U	40-49 years	NH White	<=10	<=10						83.33333333
Allegan	U	50-64 years	NH White	<=10	<=10	11					90.90909091
Allegan	U	65-74 years	NH White	<=10	<=10						100
Allegan	U	12-15 years	Unknown	<=10	<=10						0
Allegan	U	20-29 years	Unknown	<=10	<=10						33.33333333
Allegan	U	30-39 years	Unknown	<=10	<=10						20
Allegan	U	40-49 years	Unknown	<=10	<=10						50
Allegan	U	50-64 years	Unknown	<=10	<=10	11					36.36363636
Alpena	F	12-15 years	Hispanic	<=10	<=10	<50	Region 7	62.5			55.55555556
Alpena	F	16-19 years	Hispanic	<=10	<=10	<50	Region 7	23.07692308			50
Alpena	F	20-29 years	Hispanic		17	28 <50	Region 7	68			60.71428571
Alpena	F	30-39 years	Hispanic	<=10	<=10	12 <50	Region 7	23.33333333			58.33333333
Alpena	F	40-49 years	Hispanic	<=10	<=10	14 <50	Region 7	30			42.85714286
Alpena	F	50-64 years	Hispanic		15	21 <50	Region 7	71.42857143			71.42857143
Alpena	F	5-11 years	Hispanic	<=10	<=10	<50	Region 7	4.16666667			25
Alpena	F	65-74 years	Hispanic		12	12 <50	Region 7	120			100
Alpena	F	75+ years	Hispanic		11	16 <50	Region 7	73.33333333			68.75
Alpena	F	missing	Hispanic	<=10	<=10						
Alpena	F	16-19 years	NH American Indian/Alaska Native	<=10	<=10	<50	Region 7	0			0
Alpena	F	20-29 years	NH American Indian/Alaska Native	<=10	<=10	<50	Region 7	16.66666667			40
Alpena	F	30-39 years	NH American Indian/Alaska Native	<=10	<=10	<50	Region 7	12.5			33.33333333
Alpena	F	40-49 years	NH American Indian/Alaska Native	<=10	<=10	<50	Region 7	5.263157895			33.33333333
Alpena	F	50-64 years	NH American Indian/Alaska Native	<=10	<=10	<50	Region 7	37.5			85.71428571
Alpena	F	5-11 years	NH American Indian/Alaska Native	<=10	<=10	<50	Region 7	8.33333333			100
Alpena	F	65-74 years	NH American Indian/Alaska Native	<=10	<=10	<50	Region 7	33.33333333			50
Alpena	F	75+ years	NH American Indian/Alaska Native	<=10	<=10	<50	Region 7	16.66666667			100
Alpena	F	12-15 years	NH Asian/Native Hawaiian/Other Pacific Islands	<=10	<=10	<50	Region 7	0			0
Alpena	F	16-19 years	NH Asian/Native Hawaiian/Other Pacific Islands	<=10	<=10	<50	Region 7	100			50
Alpena	F	20-29 years	NH Asian/Native Hawaiian/Other Pacific Islands	<=10	<=10	<50	Region 7	33.33333333			100
Alpena	F	30-39 years	NH Asian/Native Hawaiian/Other Pacific Islands	<=10	<=10	<50	Region 7	27.27272727			60
Alpena	F	40-49 years	NH Asian/Native Hawaiian/Other Pacific Islands	<=10	<=10	<50	Region 7	26.66666667			57.14285714
Alpena	F	50-64 years	NH Asian/Native Hawaiian/Other Pacific Islands	<=10	<=10	<50	Region 7	15.78947368			75
Alpena	F	5-11 years	NH Asian/Native Hawaiian/Other Pacific Islands	<=10	<=10	<50	Region 7	25			25
Alpena	F	65-74 years	NH Asian/Native Hawaiian/Other Pacific Islands	<=10	<=10	<50	Region 7	42.85714286			100
Alpena	F	16-19 years	NH Black	<=10	<=10	<50	Region 7	0			0
Alpena	F	20-29 years	NH Black	<=10	<=10	<50	Region 7	26.66666667			57.14285714
Alpena	F	30-39 years	NH Black	<=10	<=10	<50	Region 7	20			33.33333333
Alpena	F	40-49 years	NH Black	<=10	<=10	<50	Region 7	18.18181818			50
Alpena	F	50-64 years	NH Black	<=10	<=10	<50	Region 7	16.66666667			20
Alpena	F	5-11 years	NH Black	<=10	<=10	<50	Region 7	33.33333333			100
Alpena	F	65-74 years	NH Black	<=10	<=10	<50	Region 7	166.6666667			100
Alpena	F	75+ years	NH Black	<=10	<=10	<50	Region 7	33.33333333			100
Alpena	F	16-19 years	NH Other Race	<=10	<=10	<50	Region 7	25			100
Alpena	F	20-29 years	NH Other Race		11	20 <50	Region 7	44			55
Alpena	F	30-39 years	NH Other Race	<=10	<=10	12 <50	Region 7	15.38461539			33.33333333
Alpena	F	40-49 years	NH Other Race		11	26 <50	Region 7	110			42.30769231
Alpena	F	50-64 years	NH Other Race		68	90 <50	Region 7	453.3333333			75.55555556
Alpena	F	65-74 years	NH Other Race		84	101 <50	Region 7	933.3333333			83.16831683
Alpena	F	75+ years	NH Other Race		58	73 <50	Region 7	1160			79.4520548
Alpena	F	missing	NH Other Race	<=10	<=10						
Alpena	F	12-15 years	NH White		60	184	578 Region 7	10.38062284			32.60869565
Alpena	F	16-19 years	NH White		89	210	529 Region 7	16.8241966			42.38095238
Alpena	F	20-29 years	NH White		199	483	1341 Region 7	14.83967189			41.20082816
Alpena	F	30-39 years	NH White		290	583	1359 Region 7	21.33922002			49.74271012
Alpena	F	40-49 years	NH White		322	594	1492 Region 7	21.58176944			54.20875421
Alpena	F	50-64 years	NH White		1165	1585	3322 Region 7	35.0692354			73.50157729
Alpena	F	5-11 years	NH White		30	138	895 Region 7	3.351955307			21.73913044
Alpena	F	65-74 years	NH White		965	1143	1894 Region 7	50.95036959			84.42694663
Alpena	F	75+ years	NH White		856	998	1703 Region 7	50.26423958			85.77154309
Alpena	F	missing	NH White	<=10	<=10						
Alpena	F	under 5 years	NH White	<=10	<=10	14					7.142857143
Alpena	F	12-15 years	Unknown	<=10	<=10						40
Alpena	F	16-19 years	Unknown		25	55					45.45454546
Alpena	F	20-29 years	Unknown		45	139					32.37410072
Alpena	F	30-39 years	Unknown		78	196					39.79591837
Alpena	F	40-49 years	Unknown		116	248					46.77419355
Alpena	F	50-64 years	Unknown		388	680					57.05882353
Alpena	F	5-11 years	Unknown	<=10	<=10						28.57142857
Alpena	F	65-74 years	Unknown		287	444					64.63963964
Alpena	F	75+ years	Unknown		295	455					64.83516484
Alpena	F	missing	Unknown	<=10	<=10						
Alpena	F	under 5 years	Unknown	<=10	<=10						0
Alpena	M	12-15 years	Hispanic	<=10	<=10	<50	Region 7	11.76470588			22.22222222
Alpena	M	16-19 years	Hispanic	<=10	<=10	<50	Region 7	0.90909091			22.22222222
Alpena	M	20-29 years	Hispanic	<=10	<=10	<50	Region 7	7.142857143			37.5
Alpena	M	30-39 years	Hispanic	<=10	<=10	14 <50	Region 7	10.52631579			28.57142857
Alpena	M	40-49 years	Hispanic	<=10	<=10	<50	Region 7	13.63636364			60
Alpena	M	50-64 years	Hispanic	<=10	<=10	13 <50	Region 7	33.33333333			69.23076923
Alpena	M	5-11 years	Hispanic	<=10	<=10	<50	Region 7	3.703703704			20
Alpena	M	65-74 years	Hispanic	<=10	<=10	11 <50	Region 7	128.5714286			81.81818182
Alpena	M	75+ years	Hispanic	<=10	<=10	<50	Region 7	11.11111111			50
Alpena	M	missing	Hispanic	<=10	<=10						
Alpena	M	12-15 years	NH American Indian/Alaska Native	<=10	<=10	<50	Region 7	0			0
Alpena	M	16-19 years	NH American Indian/Alaska Native	<=10	<=10	<50	Region 7	0			0
Alpena	M	20-29 years	NH American Indian/Alaska Native	<=10	<=10	<50	Region 7	0			0

Alpena	M	30-39 years	NH American Indian/Alaska Native	<=10	<=10	<50	Region 7	80	66.6666667
Alpena	M	40-49 years	NH American Indian/Alaska Native	<=10	<=10	<50	Region 7	18.18181818	66.6666667
Alpena	M	50-64 years	NH American Indian/Alaska Native	<=10	<=10	<50	Region 7	21.73913044	71.42857143
Alpena	M	65-74 years	NH American Indian/Alaska Native	<=10	<=10	<50	Region 7	16.6666667	25
Alpena	M	12-15 years	NH Asian/Native Hawaiian/Other Pacific Islands	<=10	<=10	<50	Region 7	200	100
Alpena	M	16-19 years	NH Asian/Native Hawaiian/Other Pacific Islands	<=10	<=10	<50	Region 7	25	50
Alpena	M	20-29 years	NH Asian/Native Hawaiian/Other Pacific Islands	<=10	<=10	<50	Region 7	7.142857143	50
Alpena	M	40-49 years	NH Asian/Native Hawaiian/Other Pacific Islands	<=10	<=10	<50	Region 7	75	100
Alpena	M	50-64 years	NH Asian/Native Hawaiian/Other Pacific Islands	<=10	<=10	<50	Region 7	18.18181818	80
Alpena	M	5-11 years	NH Asian/Native Hawaiian/Other Pacific Islands	<=10	<=10	<50	Region 7	0	0
Alpena	M	65-74 years	NH Asian/Native Hawaiian/Other Pacific Islands	<=10	<=10	<50	Region 7	16.6666667	100
Alpena	M	75+ years	NH Asian/Native Hawaiian/Other Pacific Islands	<=10	<=10	<50	Region 7	33.33333333	100
Alpena	M	12-15 years	NH Black	<=10	<=10	<50	Region 7	0	0
Alpena	M	16-19 years	NH Black	<=10	<=10	<50	Region 7	11.11111111	50
Alpena	M	20-29 years	NH Black	<=10	<=10	<50	Region 7	11.11111111	33.33333333
Alpena	M	30-39 years	NH Black	<=10	<=10	<50	Region 7	5.882352941	25
Alpena	M	40-49 years	NH Black	<=10	<=10	<50	Region 7	36.36363636	66.6666667
Alpena	M	50-64 years	NH Black	<=10	<=10	<50	Region 7	33.33333333	80
Alpena	M	5-11 years	NH Black	<=10	<=10	<50	Region 7	12.5	100
Alpena	M	65-74 years	NH Black	<=10	<=10	<50	Region 7	100	80
Alpena	M	75+ years	NH Black	<=10	<=10	<50	Region 7	100	100
Alpena	M	12-15 years	NH Other Race	<=10	<=10	<50	Region 7	0	0
Alpena	M	16-19 years	NH Other Race	<=10	<=10	<50	Region 7	0	0
Alpena	M	20-29 years	NH Other Race	<=10	<=10	15 <50	Region 7	40	53.33333333
Alpena	M	30-39 years	NH Other Race	<=10	<=10	13 <50	Region 7	21.73913044	38.46153846
Alpena	M	40-49 years	NH Other Race	<=10	<=10	14 <50	Region 7	63.63636364	50
Alpena	M	50-64 years	NH Other Race		46	68 <50	Region 7	230	67.64705882
Alpena	M	65-74 years	NH Other Race		68	78 <50	Region 7	1133.333333	87.17948718
Alpena	M	75+ years	NH Other Race		52	62 <50	Region 7	650	83.87096774
Alpena	M	missing	NH Other Race	<=10	<=10				
Alpena	M	12-15 years	NH White		52	172	553 Region 7	9.403254973	30.23255814
Alpena	M	16-19 years	NH White		66	162	587 Region 7	11.24361158	40.74074074
Alpena	M	20-29 years	NH White		117	382	1458 Region 7	8.024691358	30.62827225
Alpena	M	30-39 years	NH White		246	506	1482 Region 7	16.59919028	48.61660079
Alpena	M	40-49 years	NH White		249	471	1487 Region 7	16.74512441	52.86624204
Alpena	M	50-64 years	NH White		952	1386	3117 Region 7	30.542188	68.68686869
Alpena	M	5-11 years	NH White		35	148	971 Region 7	3.604531411	23.64864865
Alpena	M	65-74 years	NH White		837	1015	1820 Region 7	45.98901099	82.46305419
Alpena	M	75+ years	NH White		569	659	1243 Region 7	45.77634755	86.34294385
Alpena	M	missing	NH White	<=10	<=10				
Alpena	M	under 5 years	NH White	<=10	<=10				28.57142857
Alpena	M	12-15 years	Unknown	<=10	<=10				66.6666667
Alpena	M	16-19 years	Unknown		15	39			38.46153846
Alpena	M	20-29 years	Unknown		45	153			29.41176471
Alpena	M	30-39 years	Unknown		76	204			37.25490196
Alpena	M	40-49 years	Unknown		95	259			36.67953668
Alpena	M	50-64 years	Unknown		339	624			54.32692308
Alpena	M	5-11 years	Unknown	<=10	<=10				11.11111111
Alpena	M	65-74 years	Unknown		282	430			65.58139535
Alpena	M	75+ years	Unknown		238	377			63.12997348
Alpena	M	missing	Unknown	<=10	<=10				
Alpena	M	under 5 years	Unknown	<=10	<=10				33.33333333
Alpena	U	40-49 years	NH White	<=10	<=10				100
Alpena	U	75+ years	NH White	<=10	<=10				100
Alpena	U	30-39 years	Unknown	<=10	<=10				0
Antrim	F	12-15 years	Hispanic	<=10	<=10	<50	Region 7	17.64705882	30
Antrim	F	16-19 years	Hispanic	<=10	<=10	<50	Region 7	14.28571429	22.22222222
Antrim	F	20-29 years	Hispanic	<=10	<=10	13 <50	Region 7	17.64705882	46.15384615
Antrim	F	30-39 years	Hispanic	<=10	<=10	<50	Region 7	2.631578947	50
Antrim	F	40-49 years	Hispanic	<=10	<=10	<50	Region 7	13.79310345	40
Antrim	F	50-64 years	Hispanic	<=10	<=10	14 <50	Region 7	14.63414634	42.85714286
Antrim	F	65-74 years	Hispanic	<=10	<=10	11 <50	Region 7	66.6666667	90.90909091
Antrim	F	75+ years	Hispanic	<=10	<=10	<50	Region 7	27.77777778	83.33333333
Antrim	F	under 5 years	Hispanic	<=10	<=10				
Antrim	F	12-15 years	NH American Indian/Alaska Native	<=10	<=10	<50	Region 7	0	0
Antrim	F	16-19 years	NH American Indian/Alaska Native	<=10	<=10	<50	Region 7	125	83.33333333
Antrim	F	20-29 years	NH American Indian/Alaska Native	<=10	<=10	<50	Region 7	26.6666667	50
Antrim	F	30-39 years	NH American Indian/Alaska Native	<=10	<=10	<50	Region 7	22.72727273	71.42857143
Antrim	F	40-49 years	NH American Indian/Alaska Native	<=10	<=10	<50	Region 7	54.54545455	100
Antrim	F	50-64 years	NH American Indian/Alaska Native	<=10	<=10	11 <50	Region 7	20	45.45454546
Antrim	F	5-11 years	NH American Indian/Alaska Native	<=10	<=10	<50	Region 7	0	0
Antrim	F	65-74 years	NH American Indian/Alaska Native	<=10	<=10	<50	Region 7	16.6666667	100
Antrim	F	75+ years	NH American Indian/Alaska Native	<=10	<=10	<50	Region 7	27.27272727	75
Antrim	F	12-15 years	NH Asian/Native Hawaiian/Other Pacific Islands	<=10	<=10	<50	Region 7	0	0
Antrim	F	16-19 years	NH Asian/Native Hawaiian/Other Pacific Islands	<=10	<=10	<50	Region 7	40	40
Antrim	F	20-29 years	NH Asian/Native Hawaiian/Other Pacific Islands	<=10	<=10	<50	Region 7	33.33333333	66.6666667
Antrim	F	30-39 years	NH Asian/Native Hawaiian/Other Pacific Islands	<=10	<=10	<50	Region 7	0	0
Antrim	F	40-49 years	NH Asian/Native Hawaiian/Other Pacific Islands	<=10	<=10	<50	Region 7	10	50
Antrim	F	50-64 years	NH Asian/Native Hawaiian/Other Pacific Islands	<=10	<=10	<50	Region 7	18.18181818	50
Antrim	F	5-11 years	NH Asian/Native Hawaiian/Other Pacific Islands	<=10	<=10	<50	Region 7	100	100
Antrim	F	65-74 years	NH Asian/Native Hawaiian/Other Pacific Islands	<=10	<=10	<50	Region 7	200	100
Antrim	F	under 5 years	NH Asian/Native Hawaiian/Other Pacific Islands	<=10	<=10				
Antrim	F	12-15 years	NH Black	<=10	<=10	<50	Region 7	0	0
Antrim	F	16-19 years	NH Black	<=10	<=10	<50	Region 7	150	75
Antrim	F	20-29 years	NH Black	<=10	<=10	<50	Region 7	133.3333333	66.6666667
Antrim	F	30-39 years	NH Black	<=10	<=10	<50	Region 7	0	0
Antrim	F	40-49 years	NH Black	<=10	<=10	<50	Region 7	33.33333333	33.33333333
Antrim	F	50-64 years	NH Black	<=10	<=10	<50	Region 7	41.6666667	62.5
Antrim	F	5-11 years	NH Black	<=10	<=10	<50	Region 7	0	0
Antrim	F	65-74 years	NH Black	<=10	<=10	<50	Region 7	50	100
Antrim	F	12-15 years	NH Other Race	<=10	<=10	<50	Region 7	18.18181818	66.6666667
Antrim	F	16-19 years	NH Other Race	<=10	<=10	<50	Region 7	0	0
Antrim	F	20-29 years	NH Other Race	<=10	<=10	11 <50	Region 7	31.57894737	54.54545455
Antrim	F	30-39 years	NH Other Race		12	15 <50	Region 7	120	80

Antrim	F	40-49 years	NH Other Race		12	16 <50	Region 7	100	75
Antrim	F	50-64 years	NH Other Race		57	72 <50	Region 7	271.4285714	79.16666667
Antrim	F	5-11 years	NH Other Race	<=10	<=10	<50	Region 7	0	0
Antrim	F	65-74 years	NH Other Race		66	80 <50	Region 7	440	82.5
Antrim	F	75+ years	NH Other Race		72	88 <50	Region 7	378.9473684	81.81818182
Antrim	F	missing	NH Other Race	<=10	<=10				
Antrim	F	12-15 years	NH White		53	164	496 Region 7	10.68548387	32.31707317
Antrim	F	16-19 years	NH White		106	240	444 Region 7	23.87387387	44.16666667
Antrim	F	20-29 years	NH White		184	433	910 Region 7	20.21978022	42.49422633
Antrim	F	30-39 years	NH White		242	483	1014 Region 7	23.86587771	50.10351967
Antrim	F	40-49 years	NH White		314	543	1035 Region 7	30.33816425	57.82688766
Antrim	F	50-64 years	NH White		1254	1804	2832 Region 7	44.27966102	69.51219512
Antrim	F	5-11 years	NH White		34	123	643 Region 7	5.287713841	27.64227642
Antrim	F	65-74 years	NH White		1132	1379	1844 Region 7	61.38828633	82.08846991
Antrim	F	75+ years	NH White		811	994	1415 Region 7	57.314448763	81.58953722
Antrim	F	missing	NH White	<=10	<=10				
Antrim	F	under 5 years	NH White	<=10	<=10				0
Antrim	F	12-15 years	Unknown	<=10	<=10				33.33333333
Antrim	F	16-19 years	Unknown	<=10		14			35.71428571
Antrim	F	20-29 years	Unknown		16	54			29.62962963
Antrim	F	30-39 years	Unknown		27	65			41.53846154
Antrim	F	40-49 years	Unknown		28	75			37.33333333
Antrim	F	50-64 years	Unknown		114	220			51.81818182
Antrim	F	5-11 years	Unknown	<=10	<=10				25
Antrim	F	65-74 years	Unknown		100	145			68.96551724
Antrim	F	75+ years	Unknown		111	169			65.68047337
Antrim	F	missing	Unknown	<=10	<=10				
Antrim	F	under 5 years	Unknown	<=10	<=10				
Antrim	M	12-15 years	Hispanic	<=10	<=10	<50	Region 7	33.33333333	57.14285714
Antrim	M	16-19 years	Hispanic	<=10	<=10	<50	Region 7	9.523809524	22.22222222
Antrim	M	20-29 years	Hispanic		20	48 <50	Region 7	51.28205128	41.66666667
Antrim	M	30-39 years	Hispanic		12	27 <50	Region 7	28.57142857	44.44444444
Antrim	M	40-49 years	Hispanic	<=10		15 <50	Region 7	30.76923077	53.33333333
Antrim	M	50-64 years	Hispanic		13	27 <50	Region 7	31.70731707	48.14814815
Antrim	M	5-11 years	Hispanic	<=10	<=10	50 Region 7		6	60
Antrim	M	65-74 years	Hispanic		12	18 <50	Region 7	57.14285714	66.66666667
Antrim	M	75+ years	Hispanic	<=10	<=10	<50	Region 7	100	85.71428571
Antrim	M	missing	Hispanic	<=10	<=10				
Antrim	M	12-15 years	NH American Indian/Alaska Native	<=10	<=10	<50	Region 7	25	50
Antrim	M	16-19 years	NH American Indian/Alaska Native	<=10	<=10	<50	Region 7	33.33333333	50
Antrim	M	20-29 years	NH American Indian/Alaska Native	<=10	<=10	<50	Region 7	0	0
Antrim	M	30-39 years	NH American Indian/Alaska Native	<=10	<=10	<50	Region 7	16.66666667	50
Antrim	M	40-49 years	NH American Indian/Alaska Native	<=10	<=10	<50	Region 7	15.78947368	50
Antrim	M	50-64 years	NH American Indian/Alaska Native	<=10		12 <50	Region 7	29.16666667	58.33333333
Antrim	M	5-11 years	NH American Indian/Alaska Native	<=10	<=10	<50	Region 7	0	0
Antrim	M	65-74 years	NH American Indian/Alaska Native	<=10	<=10	<50	Region 7	46.15384615	100
Antrim	M	16-19 years	NH Asian/Native Hawaiian/Other Pacific Islands	<=10	<=10	<50	Region 7	50	50
Antrim	M	20-29 years	NH Asian/Native Hawaiian/Other Pacific Islands	<=10	<=10	<50	Region 7	20	100
Antrim	M	30-39 years	NH Asian/Native Hawaiian/Other Pacific Islands	<=10	<=10	<50	Region 7	66.66666667	66.66666667
Antrim	M	40-49 years	NH Asian/Native Hawaiian/Other Pacific Islands	<=10	<=10	<50	Region 7	0	0
Antrim	M	50-64 years	NH Asian/Native Hawaiian/Other Pacific Islands	<=10	<=10	<50	Region 7	16.66666667	50
Antrim	M	5-11 years	NH Asian/Native Hawaiian/Other Pacific Islands	<=10	<=10	<50	Region 7	0	0
Antrim	M	65-74 years	NH Asian/Native Hawaiian/Other Pacific Islands	<=10	<=10	<50	Region 7	14.28571429	100
Antrim	M	12-15 years	NH Black	<=10	<=10	<50	Region 7		50
Antrim	M	16-19 years	NH Black	<=10	<=10	<50	Region 7	150	100
Antrim	M	20-29 years	NH Black	<=10	<=10	<50	Region 7	0	0
Antrim	M	30-39 years	NH Black	<=10	<=10	<50	Region 7	0	0
Antrim	M	40-49 years	NH Black	<=10	<=10	<50	Region 7	50	100
Antrim	M	50-64 years	NH Black	<=10	<=10	<50	Region 7	66.66666667	66.66666667
Antrim	M	65-74 years	NH Black	<=10	<=10	<50	Region 7	100	100
Antrim	M	under 5 years	NH Black	<=10	<=10				
Antrim	M	12-15 years	NH Other Race	<=10	<=10	<50	Region 7	7.692307692	33.33333333
Antrim	M	16-19 years	NH Other Race	<=10	<=10	<50	Region 7	14.28571429	100
Antrim	M	20-29 years	NH Other Race	<=10		20 <50	Region 7	26.92307692	35
Antrim	M	30-39 years	NH Other Race	<=10		16 <50	Region 7	33.33333333	43.75
Antrim	M	40-49 years	NH Other Race	<=10		11 <50	Region 7	40	54.54545455
Antrim	M	50-64 years	NH Other Race		39	52 <50	Region 7	278.5714286	75
Antrim	M	5-11 years	NH Other Race	<=10	<=10	<50	Region 7	8.695652174	100
Antrim	M	65-74 years	NH Other Race		44	61 <50	Region 7	488.8888889	72.13114754
Antrim	M	75+ years	NH Other Race		62	73 <50	Region 7	1240	84.93150685
Antrim	M	missing	NH Other Race	<=10	<=10				
Antrim	M	under 5 years	NH Other Race	<=10	<=10				
Antrim	M	12-15 years	NH White		52	155	473 Region 7	10.99365751	33.5483871
Antrim	M	16-19 years	NH White		64	180	438 Region 7	14.61187215	35.55555556
Antrim	M	20-29 years	NH White		125	342	1046 Region 7	11.95028681	36.5497076
Antrim	M	30-39 years	NH White		192	415	998 Region 7	19.23847695	46.26506024
Antrim	M	40-49 years	NH White		273	502	1091 Region 7	25.02291476	54.38247012
Antrim	M	50-64 years	NH White		1057	1569	2668 Region 7	39.61769115	67.36775016
Antrim	M	5-11 years	NH White		38	150	728 Region 7	5.21978022	25.33333333
Antrim	M	65-74 years	NH White		1096	1320	1830 Region 7	59.89071038	83.03030303
Antrim	M	75+ years	NH White		730	879	1269 Region 7	57.52561072	83.04891923
Antrim	M	missing	NH White	<=10	<=10				
Antrim	M	under 5 years	NH White	<=10	<=10				50
Antrim	M	12-15 years	Unknown	<=10	<=10				66.66666667
Antrim	M	16-19 years	Unknown	<=10		22			31.81818182
Antrim	M	20-29 years	Unknown		15	73			20.54794521
Antrim	M	30-39 years	Unknown		29	79			36.70886076
Antrim	M	40-49 years	Unknown		33	82			40.24390244
Antrim	M	50-64 years	Unknown		94	182			51.64835165
Antrim	M	5-11 years	Unknown	<=10	<=10				50
Antrim	M	65-74 years	Unknown		110	169			65.0887574
Antrim	M	75+ years	Unknown		101	136			74.26470588
Antrim	M	missing	Unknown	<=10	<=10				0
Antrim	U	30-39 years	NH White	<=10	<=10				0

Antrim	U	40-49 years	NH White	<=10	<=10				100
Antrim	U	50-64 years	NH White	<=10	<=10				50
Antrim	U	75+ years	NH White	<=10	<=10				100
Antrim	U	missing	Unknown	<=10	<=10				
Arenac	F	12-15 years	Hispanic	<=10	<=10	<50	Region 3	66.66666667	66.66666667
Arenac	F	20-29 years	Hispanic	<=10	<=10	<50	Region 3	0	0
Arenac	F	30-39 years	Hispanic	<=10	<=10	<50	Region 3	10	40
Arenac	F	40-49 years	Hispanic	<=10	<=10	11 <50	Region 3	20	18.18181818
Arenac	F	50-64 years	Hispanic	<=10	<=10	14 <50	Region 3	40	71.42857143
Arenac	F	5-11 years	Hispanic	<=10	<=10	<50	Region 3	5	100
Arenac	F	65-74 years	Hispanic		12	13 <50	Region 3	100	92.30769231
Arenac	F	75+ years	Hispanic	<=10	<=10	<50	Region 3	50	66.66666667
Arenac	F	missing	Hispanic	<=10	<=10				
Arenac	F	12-15 years	NH American Indian/Alaska Native	<=10	<=10	<50	Region 3	33.33333333	50
Arenac	F	16-19 years	NH American Indian/Alaska Native	<=10	<=10	<50	Region 3	0	0
Arenac	F	20-29 years	NH American Indian/Alaska Native	<=10	<=10	<50	Region 3	0	0
Arenac	F	30-39 years	NH American Indian/Alaska Native	<=10	<=10	<50	Region 3	13.33333333	50
Arenac	F	40-49 years	NH American Indian/Alaska Native	<=10	<=10	<50	Region 3	37.5	100
Arenac	F	50-64 years	NH American Indian/Alaska Native		11	16 <50	Region 3	39.28571429	68.75
Arenac	F	65-74 years	NH American Indian/Alaska Native	<=10	<=10	<50	Region 3	14.28571429	100
Arenac	F	75+ years	NH American Indian/Alaska Native	<=10	<=10	<50	Region 3		100
Arenac	F	missing	NH American Indian/Alaska Native	<=10	<=10				
Arenac	F	12-15 years	NH Asian/Native Hawaiian/Other Pacific Islands	<=10	<=10	<50	Region 3	0	0
Arenac	F	20-29 years	NH Asian/Native Hawaiian/Other Pacific Islands	<=10	<=10	<50	Region 3	20	50
Arenac	F	40-49 years	NH Asian/Native Hawaiian/Other Pacific Islands	<=10	<=10	<50	Region 3	33.33333333	50
Arenac	F	50-64 years	NH Asian/Native Hawaiian/Other Pacific Islands	<=10	<=10	<50	Region 3	33.33333333	100
Arenac	F	65-74 years	NH Asian/Native Hawaiian/Other Pacific Islands	<=10	<=10	<50	Region 3	42.85714286	100
Arenac	F	75+ years	NH Asian/Native Hawaiian/Other Pacific Islands	<=10	<=10	<50	Region 3	0	0
Arenac	F	30-39 years	NH Black	<=10	<=10	<50	Region 3	0	0
Arenac	F	65-74 years	NH Black	<=10	<=10	<50	Region 3	50	50
Arenac	F	16-19 years	NH Other Race	<=10	<=10	<50	Region 3	16.66666667	50
Arenac	F	20-29 years	NH Other Race	<=10	<=10	17 <50	Region 3	52.63157895	58.82352941
Arenac	F	30-39 years	NH Other Race	<=10	<=10	<50	Region 3	10.52631579	28.57142857
Arenac	F	40-49 years	NH Other Race		11	15 <50	Region 3	122.2222222	73.33333333
Arenac	F	50-64 years	NH Other Race		53	65 <50	Region 3	331.25	81.53846154
Arenac	F	65-74 years	NH Other Race		54	65 <50	Region 3	675	83.07692308
Arenac	F	75+ years	NH Other Race		50	68 <50	Region 3	2500	73.52941177
Arenac	F	missing	NH Other Race	<=10	<=10				
Arenac	F	12-15 years	NH White		31	76	306 Region 3	10.13071895	40.78947368
Arenac	F	16-19 years	NH White		35	89	246 Region 3	14.22764228	39.3258427
Arenac	F	20-29 years	NH White		74	206	613 Region 3	12.07177814	35.9223301
Arenac	F	30-39 years	NH White		111	286	700 Region 3	15.85714286	38.81118881
Arenac	F	40-49 years	NH White		151	322	704 Region 3	21.44886364	46.89440994
Arenac	F	50-64 years	NH White		630	920	1737 Region 3	36.26943005	68.47826087
Arenac	F	5-11 years	NH White	<=10		38	431 Region 3	2.320185615	26.31578947
Arenac	F	65-74 years	NH White		619	763	1117 Region 3	55.41629364	81.12712975
Arenac	F	75+ years	NH White		444	552	785 Region 3	56.56050955	80.43478261
Arenac	F	missing	NH White	<=10	<=10				
Arenac	F	under 5 years	NH White	<=10	<=10				25
Arenac	F	12-15 years	Unknown	<=10	<=10				100
Arenac	F	16-19 years	Unknown	<=10		15			53.33333333
Arenac	F	20-29 years	Unknown		12	31			38.70967742
Arenac	F	30-39 years	Unknown		17	51			33.33333333
Arenac	F	40-49 years	Unknown		26	55			47.27272727
Arenac	F	50-64 years	Unknown		107	198			54.04040404
Arenac	F	5-11 years	Unknown	<=10	<=10				0
Arenac	F	65-74 years	Unknown		74	106			69.81132076
Arenac	F	75+ years	Unknown		60	78			76.92307692
Arenac	F	missing	Unknown	<=10	<=10				
Arenac	F	under 5 years	Unknown	<=10	<=10				0
Arenac	M	12-15 years	Hispanic	<=10	<=10	<50	Region 3	12.5	100
Arenac	M	16-19 years	Hispanic	<=10	<=10	<50	Region 3	0	0
Arenac	M	20-29 years	Hispanic	<=10	<=10	16 <50	Region 3	16.66666667	31.25
Arenac	M	30-39 years	Hispanic	<=10	<=10	<50	Region 3	4.761904762	11.11111111
Arenac	M	40-49 years	Hispanic	<=10	<=10	<50	Region 3	4.347826087	10
Arenac	M	50-64 years	Hispanic	<=10	<=10	14 <50	Region 3	52.94117647	64.28571429
Arenac	M	65-74 years	Hispanic	<=10	<=10	<50	Region 3	70	87.5
Arenac	M	75+ years	Hispanic	<=10	<=10	<50	Region 3	50	75
Arenac	M	missing	Hispanic	<=10	<=10				
Arenac	M	16-19 years	NH American Indian/Alaska Native	<=10	<=10	<50	Region 3	16.66666667	100
Arenac	M	20-29 years	NH American Indian/Alaska Native	<=10	<=10	<50	Region 3	0	0
Arenac	M	30-39 years	NH American Indian/Alaska Native	<=10	<=10	<50	Region 3	25	50
Arenac	M	40-49 years	NH American Indian/Alaska Native	<=10	<=10	<50	Region 3	0	0
Arenac	M	50-64 years	NH American Indian/Alaska Native	<=10	<=10	<50	Region 3	81.81818182	90
Arenac	M	5-11 years	NH American Indian/Alaska Native	<=10	<=10	<50	Region 3	14.28571429	100
Arenac	M	65-74 years	NH American Indian/Alaska Native	<=10	<=10	<50	Region 3	40	100
Arenac	M	75+ years	NH American Indian/Alaska Native	<=10	<=10	<50	Region 3	33.33333333	100
Arenac	M	12-15 years	NH Asian/Native Hawaiian/Other Pacific Islands	<=10	<=10	<50	Region 3	50	100
Arenac	M	30-39 years	NH Asian/Native Hawaiian/Other Pacific Islands	<=10	<=10	<50	Region 3	50	33.33333333
Arenac	M	40-49 years	NH Asian/Native Hawaiian/Other Pacific Islands	<=10	<=10	<50	Region 3	100	100
Arenac	M	50-64 years	NH Asian/Native Hawaiian/Other Pacific Islands	<=10	<=10	<50	Region 3	33.33333333	50
Arenac	M	5-11 years	NH Asian/Native Hawaiian/Other Pacific Islands	<=10	<=10	<50	Region 3	50	100
Arenac	M	65-74 years	NH Asian/Native Hawaiian/Other Pacific Islands	<=10	<=10	<50	Region 3	150	75
Arenac	M	75+ years	NH Asian/Native Hawaiian/Other Pacific Islands	<=10	<=10	<50	Region 3	300	100
Arenac	M	20-29 years	NH Black	<=10	<=10	<50	Region 3	25	33.33333333
Arenac	M	30-39 years	NH Black	<=10	<=10	<50	Region 3	100	100
Arenac	M	40-49 years	NH Black	<=10	<=10	<50	Region 3	10	100
Arenac	M	50-64 years	NH Black	<=10	<=10	<50	Region 3	42.85714286	75
Arenac	M	5-11 years	NH Black	<=10	<=10	<50	Region 3	0	
Arenac	M	65-74 years	NH Black	<=10	<=10	<50	Region 3	150	75
Arenac	M	75+ years	NH Black	<=10	<=10	<50	Region 3	100	100
Arenac	M	16-19 years	NH Other Race	<=10	<=10	<50	Region 3	14.28571429	100
Arenac	M	20-29 years	NH Other Race	<=10	<=10	<50	Region 3	28.57142857	50
Arenac	M	30-39 years	NH Other Race	<=10	<=10	<50	Region 3	27.27272727	60

Arenac	M	40-49 years	NH Other Race	<=10	<=10	<50	Region 3	33.33333333	33.33333333
Arenac	M	50-64 years	NH Other Race		34	51 <50	Region 3	170	66.66666667
Arenac	M	65-74 years	NH Other Race		44	51 <50	Region 3	488.8888889	86.2745098
Arenac	M	75+ years	NH Other Race		31	43 <50	Region 3	775	72.09302326
Arenac	M	missing	NH Other Race	<=10	<=10				
Arenac	M	12-15 years	NH White		22	63	275 Region 3	8	34.92063492
Arenac	M	16-19 years	NH White		24	73	292 Region 3	8.219178082	32.87671233
Arenac	M	20-29 years	NH White		59	193	687 Region 3	8.588064047	30.56994819
Arenac	M	30-39 years	NH White		82	211	674 Region 3	12.16617211	38.86255924
Arenac	M	40-49 years	NH White		110	249	758 Region 3	14.51187335	44.17670683
Arenac	M	50-64 years	NH White		559	881	1770 Region 3	31.5819209	63.45062429
Arenac	M	5-11 years	NH White	<=10		64	492 Region 3	2.032520325	15.625
Arenac	M	65-74 years	NH White		570	734	1141 Region 3	49.95617879	77.65667575
Arenac	M	75+ years	NH White		370	428	692 Region 3	53.46820809	86.44859813
Arenac	M	missing	NH White	<=10	<=10				
Arenac	M	under 5 years	NH White	<=10	<=10				16.66666667
Arenac	M	12-15 years	Unknown	<=10	<=10				0
Arenac	M	16-19 years	Unknown	<=10	<=10				0
Arenac	M	20-29 years	Unknown	<=10		30			20
Arenac	M	30-39 years	Unknown	<=10		47			14.89361702
Arenac	M	40-49 years	Unknown		16	55			29.09090909
Arenac	M	50-64 years	Unknown		86	174			49.42528736
Arenac	M	5-11 years	Unknown	<=10	<=10				0
Arenac	M	65-74 years	Unknown		93	139			66.90647482
Arenac	M	75+ years	Unknown		59	85			69.41176471
Arenac	M	missing	Unknown	<=10	<=10				0
Arenac	U	40-49 years	NH White	<=10	<=10				100
Baraga	F	12-15 years	Hispanic	<=10	<=10	<50	Region 8	40	50
Baraga	F	16-19 years	Hispanic	<=10	<=10	<50	Region 8	16.66666667	50
Baraga	F	20-29 years	Hispanic	<=10	<=10	<50	Region 8	0	0
Baraga	F	30-39 years	Hispanic	<=10	<=10	<50	Region 8	33.33333333	100
Baraga	F	40-49 years	Hispanic	<=10	<=10	<50	Region 8	10	100
Baraga	F	50-64 years	Hispanic	<=10	<=10	<50	Region 8	7.692307692	50
Baraga	F	12-15 years	NH American Indian/Alaska Native	<=10		18 <50	Region 8	12	16.66666667
Baraga	F	16-19 years	NH American Indian/Alaska Native	<=10		11 <50	Region 8	9.375	27.27272727
Baraga	F	20-29 years	NH American Indian/Alaska Native		25	56	87 Region 8	28.73563218	44.64285714
Baraga	F	30-39 years	NH American Indian/Alaska Native		30	74	62 Region 8	48.38709677	40.54054054
Baraga	F	40-49 years	NH American Indian/Alaska Native		23	55	70 Region 8	32.85714286	41.81818182
Baraga	F	50-64 years	NH American Indian/Alaska Native		74	109	123 Region 8	60.16260163	67.88990826
Baraga	F	5-11 years	NH American Indian/Alaska Native	<=10	<=10	<50	Region 8	0	0
Baraga	F	65-74 years	NH American Indian/Alaska Native		40	48 <50	Region 8	114.2857143	83.33333333
Baraga	F	75+ years	NH American Indian/Alaska Native		22	27 <50	Region 8	61.11111111	81.48148148
Baraga	F	20-29 years	NH Asian/Native Hawaiian/Other Pacific Islands	<=10	<=10	<50	Region 8	16.66666667	100
Baraga	F	50-64 years	NH Asian/Native Hawaiian/Other Pacific Islands	<=10	<=10	<50	Region 8	33.33333333	100
Baraga	F	5-11 years	NH Asian/Native Hawaiian/Other Pacific Islands	<=10	<=10	<50	Region 8		0
Baraga	F	40-49 years	NH Black	<=10	<=10	<50	Region 8		50
Baraga	F	20-29 years	NH Other Race	<=10	<=10	<50	Region 8	3.846153846	25
Baraga	F	30-39 years	NH Other Race	<=10	<=10	<50	Region 8	23.07692308	50
Baraga	F	40-49 years	NH Other Race	<=10	<=10	<50	Region 8	19.04761905	80
Baraga	F	50-64 years	NH Other Race		14	19 <50	Region 8	41.17647059	73.68421053
Baraga	F	65-74 years	NH Other Race		16	17 <50	Region 8	145.4545455	94.11764706
Baraga	F	75+ years	NH Other Race		14	21 <50	Region 8	200	66.66666667
Baraga	F	12-15 years	NH White	<=10		26	129 Region 8	6.976744186	34.61538462
Baraga	F	16-19 years	NH White		11	37	103 Region 8	10.67961165	29.72972973
Baraga	F	20-29 years	NH White		27	67	225 Region 8	12	40.29850746
Baraga	F	30-39 years	NH White		30	80	238 Region 8	12.60504202	37.5
Baraga	F	40-49 years	NH White		64	117	312 Region 8	20.51282051	54.7008547
Baraga	F	50-64 years	NH White		248	321	686 Region 8	36.1516035	77.25856698
Baraga	F	5-11 years	NH White	<=10		16	177 Region 8	2.259887006	25
Baraga	F	65-74 years	NH White		218	256	483 Region 8	45.13457557	85.15625
Baraga	F	75+ years	NH White		169	199	379 Region 8	44.59102902	84.92462312
Baraga	F	under 5 years	NH White	<=10	<=10				
Baraga	F	12-15 years	Unknown	<=10	<=10				0
Baraga	F	16-19 years	Unknown	<=10	<=10				30
Baraga	F	20-29 years	Unknown		16	45			35.55555556
Baraga	F	30-39 years	Unknown		18	37			48.64864865
Baraga	F	40-49 years	Unknown		23	45			51.11111111
Baraga	F	50-64 years	Unknown		87	146			59.5890411
Baraga	F	5-11 years	Unknown	<=10	<=10				0
Baraga	F	65-74 years	Unknown		85	118			72.03389831
Baraga	F	75+ years	Unknown		58	82			70.73170732
Baraga	F	missing	Unknown	<=10	<=10				
Baraga	M	12-15 years	Hispanic	<=10	<=10	<50	Region 8	0	
Baraga	M	16-19 years	Hispanic	<=10	<=10	<50	Region 8	40	100
Baraga	M	20-29 years	Hispanic	<=10	<=10	<50	Region 8	8.333333333	50
Baraga	M	40-49 years	Hispanic	<=10	<=10	<50	Region 8	12.5	100
Baraga	M	50-64 years	Hispanic	<=10	<=10	<50	Region 8	12.5	100
Baraga	M	75+ years	Hispanic	<=10	<=10	<50	Region 8		100
Baraga	M	12-15 years	NH American Indian/Alaska Native	<=10		16 <50	Region 8	6.25	18.75
Baraga	M	16-19 years	NH American Indian/Alaska Native	<=10		20 <50	Region 8	0	0
Baraga	M	20-29 years	NH American Indian/Alaska Native		11	51	72 Region 8	15.27777778	21.56862745
Baraga	M	30-39 years	NH American Indian/Alaska Native		12	46	54 Region 8	22.22222222	26.08695652
Baraga	M	40-49 years	NH American Indian/Alaska Native		13	38	69 Region 8	18.84057971	34.21052632
Baraga	M	50-64 years	NH American Indian/Alaska Native		69	109	126 Region 8	54.76190476	63.30275229
Baraga	M	5-11 years	NH American Indian/Alaska Native	<=10		14	63 Region 8	0	0
Baraga	M	65-74 years	NH American Indian/Alaska Native		36	44 <50	Region 8	128.5714286	81.81818182
Baraga	M	75+ years	NH American Indian/Alaska Native		17	21 <50	Region 8	70.83333333	80.95238095
Baraga	M	30-39 years	NH Asian/Native Hawaiian/Other Pacific Islands	<=10	<=10	<50	Region 8	100	100
Baraga	M	40-49 years	NH Asian/Native Hawaiian/Other Pacific Islands	<=10	<=10	<50	Region 8	50	100
Baraga	M	5-11 years	NH Asian/Native Hawaiian/Other Pacific Islands	<=10	<=10	<50	Region 8	0	0
Baraga	M	65-74 years	NH Asian/Native Hawaiian/Other Pacific Islands	<=10	<=10	<50	Region 8	0	0
Baraga	M	16-19 years	NH Black	<=10	<=10	<50	Region 8	5.882352941	50
Baraga	M	20-29 years	NH Black	<=10	<=10		227 Region 8	0	0
Baraga	M	30-39 years	NH Black	<=10	<=10		221 Region 8	0.452488688	33.33333333

Baraga	M	40-49 years	NH Black	<=10	<=10		110 Region 8	1.818181818	100
Baraga	M	50-64 years	NH Black	<=10	<=10		53 Region 8	7.547169811	66.6666667
Baraga	M	65-74 years	NH Black	<=10	<=10	<50	Region 8	100	100
Baraga	M	16-19 years	NH Other Race	<=10	<=10	<50	Region 8	0	0
Baraga	M	20-29 years	NH Other Race	<=10	<=10	<50	Region 8	0	0
Baraga	M	30-39 years	NH Other Race	<=10	<=10	<50	Region 8	9.523809524	100
Baraga	M	40-49 years	NH Other Race	<=10	<=10	<50	Region 8	36.36363636	80
Baraga	M	50-64 years	NH Other Race	<=10	<=10	16 <50	Region 8	42.85714286	56.25
Baraga	M	65-74 years	NH Other Race		13	14 <50	Region 8	130	92.85714286
Baraga	M	75+ years	NH Other Race		11	11 <50	Region 8	220	100
Baraga	M	missing	NH Other Race	<=10	<=10				
Baraga	M	12-15 years	NH White	<=10		21	111 Region 8	3.603603604	19.04761905
Baraga	M	16-19 years	NH White	<=10		23	132 Region 8	6.818181818	39.13043478
Baraga	M	20-29 years	NH White		15	52	336 Region 8	4.464285714	28.84615385
Baraga	M	30-39 years	NH White		21	54	316 Region 8	6.64556962	38.88888889
Baraga	M	40-49 years	NH White		40	85	350 Region 8	11.42857143	47.05882353
Baraga	M	50-64 years	NH White		163	237	751 Region 8	21.70439414	68.77671311
Baraga	M	5-11 years	NH White	<=10		17	165 Region 8	1.818181818	17.64705882
Baraga	M	65-74 years	NH White		176	216	499 Region 8	35.27054108	81.48148148
Baraga	M	75+ years	NH White		130	153	337 Region 8	38.57566766	84.96732026
Baraga	M	missing	NH White	<=10	<=10				
Baraga	M	under 5 years	NH White	<=10	<=10				
Baraga	M	12-15 years	Unknown	<=10	<=10				40
Baraga	M	16-19 years	Unknown	<=10	<=10				66.6666667
Baraga	M	20-29 years	Unknown	<=10		21			33.33333333
Baraga	M	30-39 years	Unknown		17	57			29.8245614
Baraga	M	40-49 years	Unknown		47	77			61.03896104
Baraga	M	50-64 years	Unknown		118	186			63.44086022
Baraga	M	5-11 years	Unknown	<=10	<=10				100
Baraga	M	65-74 years	Unknown		104	137			75.91240876
Baraga	M	75+ years	Unknown		43	68			63.23529412
Baraga	M	missing	Unknown	<=10	<=10				
Baraga	U	65-74 years	NH White	<=10	<=10				100
Barry	F	12-15 years	Hispanic		13	39	80 Region 5	16.25	33.33333333
Barry	F	16-19 years	Hispanic		16	38	75 Region 5	21.33333333	42.10526316
Barry	F	20-29 years	Hispanic		17	56	155 Region 5	10.96774194	30.35714286
Barry	F	30-39 years	Hispanic		25	60	128 Region 5	19.53125	41.66666667
Barry	F	40-49 years	Hispanic		34	65	115 Region 5	29.56521739	52.30769231
Barry	F	50-64 years	Hispanic		74	94	121 Region 5	61.15702479	78.72340426
Barry	F	5-11 years	Hispanic	<=10		19	130 Region 5	5.384615385	36.84210526
Barry	F	65-74 years	Hispanic		31	39 <50	Region 5	70.45454546	79.48717949
Barry	F	75+ years	Hispanic		20	24 <50	Region 5	74.07407407	83.33333333
Barry	F	under 5 years	Hispanic	<=10	<=10				
Barry	F	12-15 years	NH American Indian/Alaska Native	<=10	<=10	<50	Region 5	0	0
Barry	F	16-19 years	NH American Indian/Alaska Native	<=10	<=10	<50	Region 5	14.28571429	50
Barry	F	20-29 years	NH American Indian/Alaska Native	<=10	<=10	<50	Region 5	9.523809524	28.57142857
Barry	F	30-39 years	NH American Indian/Alaska Native	<=10	<=10	<50	Region 5	30	37.5
Barry	F	40-49 years	NH American Indian/Alaska Native	<=10	<=10	<50	Region 5	33.33333333	75
Barry	F	50-64 years	NH American Indian/Alaska Native		19	26 <50	Region 5	57.57575758	73.07692308
Barry	F	5-11 years	NH American Indian/Alaska Native	<=10	<=10	<50	Region 5	8.333333333	50
Barry	F	65-74 years	NH American Indian/Alaska Native	<=10	<=10	<50	Region 5	17.39130435	80
Barry	F	75+ years	NH American Indian/Alaska Native	<=10	<=10	<50	Region 5	57.14285714	100
Barry	F	under 5 years	NH American Indian/Alaska Native	<=10	<=10				
Barry	F	12-15 years	NH Asian/Native Hawaiian/Other Pacific Islands	<=10	<=10	<50	Region 5	10	33.33333333
Barry	F	16-19 years	NH Asian/Native Hawaiian/Other Pacific Islands	<=10	<=10	<50	Region 5	28.57142857	50
Barry	F	20-29 years	NH Asian/Native Hawaiian/Other Pacific Islands	<=10	<=10	<50	Region 5	23.07692308	37.5
Barry	F	30-39 years	NH Asian/Native Hawaiian/Other Pacific Islands	<=10		13 <50	Region 5	19.04761905	61.53846154
Barry	F	40-49 years	NH Asian/Native Hawaiian/Other Pacific Islands	<=10		15 <50	Region 5	27.5862069	53.33333333
Barry	F	50-64 years	NH Asian/Native Hawaiian/Other Pacific Islands		18	26 <50	Region 5	54.54545455	69.23076923
Barry	F	5-11 years	NH Asian/Native Hawaiian/Other Pacific Islands	<=10	<=10	<50	Region 5	14.28571429	33.33333333
Barry	F	65-74 years	NH Asian/Native Hawaiian/Other Pacific Islands	<=10	<=10	<50	Region 5	44.44444444	80
Barry	F	75+ years	NH Asian/Native Hawaiian/Other Pacific Islands	<=10	<=10	<50	Region 5	40	100
Barry	F	missing	NH Asian/Native Hawaiian/Other Pacific Islands	<=10	<=10				
Barry	F	12-15 years	NH Black	<=10	<=10	<50	Region 5	31.57894737	75
Barry	F	16-19 years	NH Black	<=10		14 <50	Region 5	47.05882353	57.14285714
Barry	F	20-29 years	NH Black	<=10		15 <50	Region 5	5	6.66666667
Barry	F	30-39 years	NH Black	<=10		14 <50	Region 5	56.25	64.28571429
Barry	F	40-49 years	NH Black		12	17 <50	Region 5	80	70.58823529
Barry	F	50-64 years	NH Black		11	12 <50	Region 5	61.11111111	91.66666667
Barry	F	5-11 years	NH Black	<=10	<=10	<50	Region 5	15	60
Barry	F	65-74 years	NH Black	<=10	<=10	<50	Region 5	70	87.5
Barry	F	75+ years	NH Black	<=10	<=10	<50	Region 5	50	100
Barry	F	missing	NH Black	<=10	<=10				
Barry	F	12-15 years	NH Other Race	<=10	<=10	<50	Region 5	8.163265306	57.14285714
Barry	F	16-19 years	NH Other Race	<=10		11 <50	Region 5	21.21212121	63.63636364
Barry	F	20-29 years	NH Other Race		20	46	63 Region 5	31.74603175	43.47826087
Barry	F	30-39 years	NH Other Race		35	56 <50	Region 5	76.08695652	62.5
Barry	F	40-49 years	NH Other Race		43	68 <50	Region 5	159.2592593	63.23529412
Barry	F	50-64 years	NH Other Race		142	188 <50	Region 5	302.1276596	75.53191489
Barry	F	5-11 years	NH Other Race	<=10	<=10		81 Region 5	0	0
Barry	F	65-74 years	NH Other Race		146	169 <50	Region 5	540.7407407	86.39053254
Barry	F	75+ years	NH Other Race		86	105 <50	Region 5	955.5555556	81.90476191
Barry	F	missing	NH Other Race	<=10	<=10				
Barry	F	12-15 years	NH White		209	514	1386 Region 5	15.07936508	40.6614786
Barry	F	16-19 years	NH White		297	613	1301 Region 5	22.82859339	48.4502447
Barry	F	20-29 years	NH White		554	1223	3063 Region 5	18.08684296	45.29846444
Barry	F	30-39 years	NH White		787	1473	3267 Region 5	24.08937864	53.42837746
Barry	F	40-49 years	NH White		1024	1629	3312 Region 5	30.9178744	62.86065071
Barry	F	50-64 years	NH White		2684	3802	6566 Region 5	40.87724642	70.59442399
Barry	F	5-11 years	NH White		145	463	2339 Region 5	6.19923044	31.3174946
Barry	F	65-74 years	NH White		1980	2372	3424 Region 5	57.8271028	83.47386172
Barry	F	75+ years	NH White		1504	1808	2504 Region 5	60.06389776	83.18584071
Barry	F	missing	NH White	<=10	<=10				
Barry	F	under 5 years	NH White	<=10		20			5

Barry	F	12-15 years	Unknown	<=10		19				47.36842105
Barry	F	16-19 years	Unknown		31	67				46.26865672
Barry	F	20-29 years	Unknown		53	141				37.58865248
Barry	F	30-39 years	Unknown		95	210				45.23809524
Barry	F	40-49 years	Unknown		99	235				42.12765957
Barry	F	50-64 years	Unknown		264	478				55.23012552
Barry	F	5-11 years	Unknown	<=10		21				42.85714286
Barry	F	65-74 years	Unknown		205	293				69.96587031
Barry	F	75+ years	Unknown		143	241				59.33609959
Barry	F	missing	Unknown	<=10	<=10					0
Barry	F	under 5 years	Unknown	<=10	<=10					0
Barry	M	12-15 years	Hispanic		15	40	86	Region 5	17.44186047	37.5
Barry	M	16-19 years	Hispanic	<=10		31	82	Region 5	12.19512195	32.25806452
Barry	M	20-29 years	Hispanic		17	50	154	Region 5	11.03896104	34
Barry	M	30-39 years	Hispanic		20	49	131	Region 5	15.26717557	40.81632653
Barry	M	40-49 years	Hispanic		21	52	147	Region 5	14.28571429	40.38461539
Barry	M	50-64 years	Hispanic		56	85	104	Region 5	53.84615385	65.88235294
Barry	M	5-11 years	Hispanic	<=10		15	145	Region 5	4.137931035	40
Barry	M	65-74 years	Hispanic		33	38	<50	Region 5	75	86.84210526
Barry	M	75+ years	Hispanic		15	15	<50	Region 5	65.2173913	100
Barry	M	missing	Hispanic	<=10	<=10					0
Barry	M	under 5 years	Hispanic	<=10	<=10					0
Barry	M	12-15 years	NH American Indian/Alaska Native	<=10	<=10	<50		Region 5	0	0
Barry	M	16-19 years	NH American Indian/Alaska Native	<=10	<=10	<50		Region 5	37.5	100
Barry	M	20-29 years	NH American Indian/Alaska Native	<=10	<=10	<50		Region 5	5	25
Barry	M	30-39 years	NH American Indian/Alaska Native	<=10	<=10	11	<50	Region 5	81.81818182	81.81818182
Barry	M	40-49 years	NH American Indian/Alaska Native	<=10	<=10	<50		Region 5	26.08695652	60
Barry	M	50-64 years	NH American Indian/Alaska Native		11	16	<50	Region 5	44	68.75
Barry	M	5-11 years	NH American Indian/Alaska Native	<=10	<=10	<50		Region 5	7.142857143	33.33333333
Barry	M	65-74 years	NH American Indian/Alaska Native	<=10	<=10	<50		Region 5	47.05882353	100
Barry	M	75+ years	NH American Indian/Alaska Native	<=10	<=10	<50		Region 5	25	100
Barry	M	12-15 years	NH Asian/Native Hawaiian/Other Pacific Islands	<=10	<=10	<50		Region 5	11.11111111	25
Barry	M	16-19 years	NH Asian/Native Hawaiian/Other Pacific Islands	<=10	<=10	<50		Region 5	20	100
Barry	M	20-29 years	NH Asian/Native Hawaiian/Other Pacific Islands	<=10	<=10	<50		Region 5	6.896551724	28.57142857
Barry	M	30-39 years	NH Asian/Native Hawaiian/Other Pacific Islands	<=10	<=10	<50		Region 5	6.818181818	42.85714286
Barry	M	40-49 years	NH Asian/Native Hawaiian/Other Pacific Islands	<=10	<=10	<50		Region 5	10.52631579	50
Barry	M	50-64 years	NH Asian/Native Hawaiian/Other Pacific Islands	<=10		13	<50	Region 5	56.25	69.23076923
Barry	M	5-11 years	NH Asian/Native Hawaiian/Other Pacific Islands	<=10	<=10	<50		Region 5	33.33333333	42.85714286
Barry	M	65-74 years	NH Asian/Native Hawaiian/Other Pacific Islands	<=10	<=10	<50		Region 5	50	100
Barry	M	75+ years	NH Asian/Native Hawaiian/Other Pacific Islands	<=10	<=10	<50		Region 5	33.33333333	100
Barry	M	under 5 years	NH Asian/Native Hawaiian/Other Pacific Islands	<=10	<=10					0
Barry	M	12-15 years	NH Black	<=10	<=10	<50		Region 5	7.142857143	33.33333333
Barry	M	16-19 years	NH Black	<=10	<=10	<50		Region 5	25	55.55555556
Barry	M	20-29 years	NH Black	<=10		12	<50	Region 5	20	50
Barry	M	30-39 years	NH Black	<=10		14	<50	Region 5	27.27272727	64.28571429
Barry	M	40-49 years	NH Black	<=10		23	<50	Region 5	22.85714286	34.7826087
Barry	M	50-64 years	NH Black		12	19	<50	Region 5	30.76923077	63.15789474
Barry	M	5-11 years	NH Black	<=10	<=10	<50		Region 5	13.63636364	33.33333333
Barry	M	65-74 years	NH Black	<=10	<=10	<50		Region 5	26.66666667	100
Barry	M	75+ years	NH Black	<=10	<=10	<50		Region 5	75	75
Barry	M	missing	NH Black	<=10	<=10					0
Barry	M	12-15 years	NH Other Race	<=10	<=10	<50		Region 5	8.108108108	50
Barry	M	16-19 years	NH Other Race	<=10		13	<50	Region 5	20.58823529	53.84615385
Barry	M	20-29 years	NH Other Race		21	37	91	Region 5	23.07692308	56.75675676
Barry	M	30-39 years	NH Other Race		22	50	<50	Region 5	56.41025641	44
Barry	M	40-49 years	NH Other Race		36	55	<50	Region 5	112.5	65.45454546
Barry	M	50-64 years	NH Other Race		116	158	50	Region 5	232	73.41772152
Barry	M	5-11 years	NH Other Race	<=10	<=10		70	Region 5	0	0
Barry	M	65-74 years	NH Other Race		154	176	<50	Region 5	770	87.5
Barry	M	75+ years	NH Other Race		89	103	<50	Region 5	741.6666667	86.40776699
Barry	M	missing	NH Other Race	<=10	<=10					0
Barry	M	under 5 years	NH Other Race	<=10	<=10					100
Barry	M	12-15 years	NH White		184	478	1515	Region 5	12.14521452	38.49372385
Barry	M	16-19 years	NH White		188	484	1446	Region 5	13.00138313	38.84297521
Barry	M	20-29 years	NH White		369	925	3264	Region 5	11.30514706	39.89189189
Barry	M	30-39 years	NH White		550	1156	3371	Region 5	16.31563334	47.57785467
Barry	M	40-49 years	NH White		747	1325	3357	Region 5	22.25201072	56.37735849
Barry	M	50-64 years	NH White		2341	3396	6774	Region 5	34.55860644	68.93404005
Barry	M	5-11 years	NH White		148	467	2411	Region 5	6.13853173	31.69164882
Barry	M	65-74 years	NH White		1840	2240	3401	Region 5	54.10173478	82.14285714
Barry	M	75+ years	NH White		1171	1394	1969	Region 5	59.4718131	84.00286944
Barry	M	missing	NH White	<=10	<=10					0
Barry	M	under 5 years	NH White	<=10	<=10		17			41.17647059
Barry	M	12-15 years	Unknown	<=10	<=10					30
Barry	M	16-19 years	Unknown		18	55				32.72727273
Barry	M	20-29 years	Unknown		50	201				24.87562189
Barry	M	30-39 years	Unknown		90	227				39.64757709
Barry	M	40-49 years	Unknown		96	253				37.94466403
Barry	M	50-64 years	Unknown		253	533				47.46716698
Barry	M	5-11 years	Unknown	<=10		14				21.42857143
Barry	M	65-74 years	Unknown		181	268				67.53731343
Barry	M	75+ years	Unknown		123	180				68.33333333
Barry	M	missing	Unknown	<=10	<=10					0
Barry	M	under 5 years	Unknown	<=10	<=10					0
Barry	U	20-29 years	Hispanic	<=10	<=10					100
Barry	U	50-64 years	NH Other Race	<=10	<=10					100
Barry	U	65-74 years	NH Other Race	<=10	<=10					0
Barry	U	16-19 years	NH White	<=10	<=10					0
Barry	U	20-29 years	NH White	<=10	<=10					0
Barry	U	30-39 years	NH White	<=10	<=10					50
Barry	U	40-49 years	NH White	<=10	<=10					100
Barry	U	50-64 years	NH White	<=10	<=10					100
Barry	U	20-29 years	Unknown	<=10	<=10					0
Barry	U	30-39 years	Unknown	<=10	<=10					0

Barry	U	40-49 years	Unknown	<=10	<=10						0
Barry	U	50-64 years	Unknown	<=10	<=10						25
Bay	F	12-15 years	Hispanic		31	90	243 Region 3	12.75720165	34.44444444		
Bay	F	16-19 years	Hispanic		26	72	200 Region 3		13	36.11111111	
Bay	F	20-29 years	Hispanic		63	161	468 Region 3	13.46153846	39.13043478		
Bay	F	30-39 years	Hispanic		46	109	378 Region 3	12.16931217	42.20183486		
Bay	F	40-49 years	Hispanic		74	132	330 Region 3	22.42424242	56.06060606		
Bay	F	50-64 years	Hispanic		155	218	349 Region 3	44.41260745	71.10091743		
Bay	F	5-11 years	Hispanic	<=10		65	405 Region 3	1.975308642	12.30769231		
Bay	F	65-74 years	Hispanic		89	115	158 Region 3	56.32911392	77.39130435		
Bay	F	75+ years	Hispanic		48	71	95 Region 3	50.52631579	67.6056338		
Bay	F	missing	Hispanic	<=10	<=10						
Bay	F	under 5 years	Hispanic	<=10	<=10						
Bay	F	12-15 years	NH American Indian/Alaska Native	<=10	<=10	<50	Region 3		25	33.33333333	
Bay	F	16-19 years	NH American Indian/Alaska Native	<=10		11 <50	Region 3		62.5	45.45454546	
Bay	F	20-29 years	NH American Indian/Alaska Native	<=10		22 <50	Region 3	19.44444444	31.81818182		
Bay	F	30-39 years	NH American Indian/Alaska Native	<=10		12 <50	Region 3	26.08695652		50	
Bay	F	40-49 years	NH American Indian/Alaska Native	<=10		14 <50	Region 3	23.07692308	42.85714286		
Bay	F	50-64 years	NH American Indian/Alaska Native		26	37	65 Region 3		40	70.27027027	
Bay	F	5-11 years	NH American Indian/Alaska Native	<=10	<=10	<50	Region 3		0	0	
Bay	F	65-74 years	NH American Indian/Alaska Native		18	22 <50	Region 3		50	81.81818182	
Bay	F	75+ years	NH American Indian/Alaska Native		13	15 <50	Region 3		52	86.66666667	
Bay	F	12-15 years	NH Asian/Native Hawaiian/Other Pacific Islands		12	17 <50	Region 3	85.71428571	70.58823529		
Bay	F	16-19 years	NH Asian/Native Hawaiian/Other Pacific Islands	<=10		11 <50	Region 3	47.36842105	81.81818182		
Bay	F	20-29 years	NH Asian/Native Hawaiian/Other Pacific Islands		15	24 <50	Region 3	33.33333333		62.5	
Bay	F	30-39 years	NH Asian/Native Hawaiian/Other Pacific Islands		17	32	53 Region 3	32.0754717		53.125	
Bay	F	40-49 years	NH Asian/Native Hawaiian/Other Pacific Islands		24	36	66 Region 3	36.36363636	66.66666667		
Bay	F	50-64 years	NH Asian/Native Hawaiian/Other Pacific Islands		21	38	65 Region 3	32.30769231	55.2631579		
Bay	F	5-11 years	NH Asian/Native Hawaiian/Other Pacific Islands	<=10		17 <50	Region 3	18.18181818	23.52941177		
Bay	F	65-74 years	NH Asian/Native Hawaiian/Other Pacific Islands		19	20 <50	Region 3	46.34146342		95	
Bay	F	75+ years	NH Asian/Native Hawaiian/Other Pacific Islands		11	15 <50	Region 3		50	73.33333333	
Bay	F	under 5 years	NH Asian/Native Hawaiian/Other Pacific Islands	<=10	<=10						
Bay	F	12-15 years	NH Black	<=10		23 <50	Region 3	14.58333333	30.43478261		
Bay	F	16-19 years	NH Black	<=10		32 <50	Region 3	16.27906977		21.875	
Bay	F	20-29 years	NH Black		23	64	149 Region 3	15.43624161		35.9375	
Bay	F	30-39 years	NH Black		14	39	80 Region 3		17.5	35.8974359	
Bay	F	40-49 years	NH Black		21	35	57 Region 3	36.84210526		60	
Bay	F	50-64 years	NH Black		54	77	127 Region 3	42.51968504	70.12987013		
Bay	F	5-11 years	NH Black	<=10		13	76 Region 3	3.947368421	23.07692308		
Bay	F	65-74 years	NH Black		37	43 <50	Region 3	108.8235294	86.04651163		
Bay	F	75+ years	NH Black		15	17 <50	Region 3		50	88.23529412	
Bay	F	12-15 years	NH Other Race	<=10	<=10		119 Region 3	1.680672269		50	
Bay	F	16-19 years	NH Other Race		18	31	102 Region 3	17.64705882	58.06451613		
Bay	F	20-29 years	NH Other Race		52	115	190 Region 3	27.36842105	45.2173913		
Bay	F	30-39 years	NH Other Race		44	106	96 Region 3	45.83333333	41.50943396		
Bay	F	40-49 years	NH Other Race		83	143	67 Region 3	123.880597	58.04195804		
Bay	F	50-64 years	NH Other Race		208	324	94 Region 3	221.2765957	64.19753086		
Bay	F	5-11 years	NH Other Race	<=10	<=10		195 Region 3	0.512820513	33.33333333		
Bay	F	65-74 years	NH Other Race		225	281 <50	Region 3	548.7804878	80.07117438		
Bay	F	75+ years	NH Other Race		219	292 <50	Region 3	1564.285714		75	
Bay	F	missing	NH Other Race	<=10	<=10						
Bay	F	12-15 years	NH White		292	862	2029 Region 3	14.39132578	33.87470998		
Bay	F	16-19 years	NH White		473	1102	1844 Region 3	25.65075922	42.92196007		
Bay	F	20-29 years	NH White		1121	2535	5252 Region 3	21.34424981	44.2209073		
Bay	F	30-39 years	NH White		1294	2656	5280 Region 3	24.50757576	48.71987952		
Bay	F	40-49 years	NH White		1726	3000	5449 Region 3	31.6755368	57.53333333		
Bay	F	50-64 years	NH White		4968	7082	10744 Region 3	46.23976173	70.14967523		
Bay	F	5-11 years	NH White		124	638	3039 Region 3	4.080289569	19.43573668		
Bay	F	65-74 years	NH White		4174	4975	6190 Region 3	67.43134087	83.89949749		
Bay	F	75+ years	NH White		3167	3845	5319 Region 3	59.54126716	82.36671001		
Bay	F	missing	NH White	<=10	<=10						
Bay	F	under 5 years	NH White	<=10	<=10						40
Bay	F	12-15 years	Unknown	<=10		28				28.57142857	
Bay	F	16-19 years	Unknown		32	81				39.50617284	
Bay	F	20-29 years	Unknown		103	348				29.59770115	
Bay	F	30-39 years	Unknown		135	360				37.5	
Bay	F	40-49 years	Unknown		170	421				40.38004751	
Bay	F	50-64 years	Unknown		462	934				49.46466809	
Bay	F	5-11 years	Unknown	<=10		18				11.11111111	
Bay	F	65-74 years	Unknown		223	401				55.61097257	
Bay	F	75+ years	Unknown		182	311				58.52090032	
Bay	F	missing	Unknown	<=10	<=10						
Bay	F	under 5 years	Unknown	<=10	<=10						
Bay	M	12-15 years	Hispanic		18	69	235 Region 3	7.659574468	26.08695652		
Bay	M	16-19 years	Hispanic		17	73	197 Region 3	8.629441624	23.28767123		
Bay	M	20-29 years	Hispanic		42	116	472 Region 3	8.898305085	36.20689655		
Bay	M	30-39 years	Hispanic		39	106	422 Region 3	9.241706161	36.79245283		
Bay	M	40-49 years	Hispanic		77	134	312 Region 3	24.67948718	57.46268657		
Bay	M	50-64 years	Hispanic		116	194	336 Region 3	34.52380952	59.79381443		
Bay	M	5-11 years	Hispanic	<=10		44	418 Region 3	1.196172249	11.36363636		
Bay	M	65-74 years	Hispanic		68	85	149 Region 3	45.63758389		80	
Bay	M	75+ years	Hispanic		33	42	77 Region 3	42.85714286	78.57142857		
Bay	M	missing	Hispanic	<=10	<=10						
Bay	M	under 5 years	Hispanic	<=10	<=10						
Bay	M	12-15 years	NH American Indian/Alaska Native	<=10	<=10	<50	Region 3	16.66666667	33.33333333		
Bay	M	16-19 years	NH American Indian/Alaska Native	<=10	<=10	<50	Region 3	28.57142857		40	
Bay	M	20-29 years	NH American Indian/Alaska Native	<=10		17 <50	Region 3	22.85714286	47.05882353		
Bay	M	30-39 years	NH American Indian/Alaska Native	<=10		13 <50	Region 3	4.444444444	15.38461539		
Bay	M	40-49 years	NH American Indian/Alaska Native	<=10		17 <50	Region 3		31.25	58.82352941	
Bay	M	50-64 years	NH American Indian/Alaska Native		22	31	65 Region 3	33.84615385	70.96774194		
Bay	M	65-74 years	NH American Indian/Alaska Native	<=10		12 <50	Region 3		60	75	
Bay	M	75+ years	NH American Indian/Alaska Native	<=10	<=10	<50	Region 3	53.84615385		70	
Bay	M	12-15 years	NH Asian/Native Hawaiian/Other Pacific Islands	<=10		13 <50	Region 3	57.14285714	30.76923077		
Bay	M	16-19 years	NH Asian/Native Hawaiian/Other Pacific Islands	<=10	<=10	<50	Region 3	41.66666667	71.42857143		

Bay	M	20-29 years	NH Asian/Native Hawaiian/Other Pacific Islands		13	31 <50	Region 3	35.13513514	41.93548387
Bay	M	30-39 years	NH Asian/Native Hawaiian/Other Pacific Islands	<=10		15 <50	Region 3	16.27906977	46.66666667
Bay	M	40-49 years	NH Asian/Native Hawaiian/Other Pacific Islands	<=10		12 <50	Region 3	23.52941177	66.66666667
Bay	M	50-64 years	NH Asian/Native Hawaiian/Other Pacific Islands		21	26	55 Region 3	38.18181818	80.76923077
Bay	M	5-11 years	NH Asian/Native Hawaiian/Other Pacific Islands	<=10		12 <50	Region 3	30	25
Bay	M	65-74 years	NH Asian/Native Hawaiian/Other Pacific Islands	<=10		11 <50	Region 3	31.03448276	81.81818182
Bay	M	75+ years	NH Asian/Native Hawaiian/Other Pacific Islands	<=10	<=10	<50	Region 3	44.44444444	80
Bay	M	under 5 years	NH Asian/Native Hawaiian/Other Pacific Islands	<=10	<=10				
Bay	M	12-15 years	NH Black	<=10		19 <50	Region 3	10.41666667	26.31578947
Bay	M	16-19 years	NH Black	<=10		26	50 Region 3	14	26.92307692
Bay	M	20-29 years	NH Black		17	52	153 Region 3	11.11111111	32.69230769
Bay	M	30-39 years	NH Black		26	72	164 Region 3	15.85365854	36.11111111
Bay	M	40-49 years	NH Black		23	62	125 Region 3	18.4	37.09677419
Bay	M	50-64 years	NH Black		56	83	154 Region 3	36.36363636	67.46987952
Bay	M	5-11 years	NH Black	<=10		13	103 Region 3	0.970873786	7.692307692
Bay	M	65-74 years	NH Black		25	33	52 Region 3	48.07692308	75.75757576
Bay	M	75+ years	NH Black	<=10		13 <50	Region 3	25	69.23076923
Bay	M	missing	NH Black	<=10	<=10				
Bay	M	under 5 years	NH Black	<=10	<=10				
Bay	M	12-15 years	NH Other Race	<=10	<=10		114 Region 3	0.877192983	33.33333333
Bay	M	16-19 years	NH Other Race	<=10		17	98 Region 3	9.183673469	52.94117647
Bay	M	20-29 years	NH Other Race		31	81	170 Region 3	18.23529412	38.27160494
Bay	M	30-39 years	NH Other Race		34	82	88 Region 3	38.63636364	41.46341463
Bay	M	40-49 years	NH Other Race		52	99	75 Region 3	69.33333333	52.52525253
Bay	M	50-64 years	NH Other Race		190	304	77 Region 3	246.7532468	62.5
Bay	M	5-11 years	NH Other Race	<=10	<=10		204 Region 3	0	0
Bay	M	65-74 years	NH Other Race		202	243 <50	Region 3	918.1818182	83.12757202
Bay	M	75+ years	NH Other Race		141	184 <50	Region 3	587.5	76.63043478
Bay	M	missing	NH Other Race	<=10	<=10				
Bay	M	12-15 years	NH White		264	864	2175 Region 3	12.13793103	30.55555556
Bay	M	16-19 years	NH White		329	919	2055 Region 3	16.00973236	35.79978237
Bay	M	20-29 years	NH White		774	2125	5527 Region 3	14.00398046	36.42352941
Bay	M	30-39 years	NH White		1052	2264	5267 Region 3	19.9734194	46.4664311
Bay	M	40-49 years	NH White		1349	2534	5415 Region 3	24.9122807	53.23599053
Bay	M	50-64 years	NH White		4102	6093	10270 Region 3	39.94157741	67.32315772
Bay	M	5-11 years	NH White		133	692	3315 Region 3	4.012066365	19.21965318
Bay	M	65-74 years	NH White		3467	4137	5629 Region 3	61.59175697	83.80468939
Bay	M	75+ years	NH White		2050	2471	3573 Region 3	57.37475511	82.96236342
Bay	M	missing	NH White	<=10	<=10				
Bay	M	under 5 years	NH White	<=10		15			40
Bay	M	12-15 years	Unknown	<=10		22			18.18181818
Bay	M	16-19 years	Unknown		33	93			35.48387097
Bay	M	20-29 years	Unknown		94	327			28.74617737
Bay	M	30-39 years	Unknown		142	416			34.13461539
Bay	M	40-49 years	Unknown		146	426			34.27230047
Bay	M	50-64 years	Unknown		427	955			44.71204189
Bay	M	5-11 years	Unknown	<=10		19			21.05263158
Bay	M	65-74 years	Unknown		219	371			59.0296496
Bay	M	75+ years	Unknown		132	231			57.14285714
Bay	M	missing	Unknown	<=10	<=10				0
Bay	M	under 5 years	Unknown	<=10	<=10				0
Bay	U	20-29 years	Hispanic	<=10	<=10				0
Bay	U	30-39 years	Hispanic	<=10	<=10				50
Bay	U	40-49 years	Hispanic	<=10	<=10				80
Bay	U	50-64 years	Hispanic	<=10	<=10				100
Bay	U	30-39 years	NH American Indian/Alaska Native	<=10	<=10				100
Bay	U	40-49 years	NH American Indian/Alaska Native	<=10	<=10				100
Bay	U	30-39 years	NH Black	<=10	<=10				0
Bay	U	30-39 years	NH Other Race	<=10	<=10				20
Bay	U	40-49 years	NH Other Race	<=10	<=10				0
Bay	U	20-29 years	NH White	<=10	<=10				50
Bay	U	30-39 years	NH White		33	68			48.52941177
Bay	U	40-49 years	NH White		20	44			45.45454546
Bay	U	50-64 years	NH White	<=10		12			58.33333333
Bay	U	30-39 years	Unknown	<=10	<=10				28.57142857
Bay	U	40-49 years	Unknown	<=10	<=10				20
Bay	U	50-64 years	Unknown	<=10	<=10				100
Benzie	F	12-15 years	Hispanic	<=10	<=10	<50	Region 7	17.64705882	50
Benzie	F	16-19 years	Hispanic	<=10	<=10	<50	Region 7	71.42857143	55.55555556
Benzie	F	20-29 years	Hispanic	<=10	<=10	<50	Region 7	2.631578947	16.66666667
Benzie	F	30-39 years	Hispanic	<=10		11 <50	Region 7	15.625	45.45454546
Benzie	F	40-49 years	Hispanic	<=10		16 <50	Region 7	29.16666667	43.75
Benzie	F	50-64 years	Hispanic		13	18 <50	Region 7	46.42857143	72.22222222
Benzie	F	5-11 years	Hispanic	<=10	<=10	<50	Region 7	0	0
Benzie	F	65-74 years	Hispanic	<=10		15 <50	Region 7	43.75	46.66666667
Benzie	F	75+ years	Hispanic	<=10	<=10	<50	Region 7	81.81818182	90
Benzie	F	under 5 years	Hispanic	<=10	<=10				
Benzie	F	12-15 years	NH American Indian/Alaska Native	<=10	<=10	<50	Region 7	25	50
Benzie	F	16-19 years	NH American Indian/Alaska Native	<=10	<=10	<50	Region 7	14.28571429	25
Benzie	F	20-29 years	NH American Indian/Alaska Native	<=10	<=10	<50	Region 7	10	25
Benzie	F	30-39 years	NH American Indian/Alaska Native	<=10	<=10	<50	Region 7	66.66666667	50
Benzie	F	40-49 years	NH American Indian/Alaska Native	<=10	<=10	<50	Region 7	35	87.5
Benzie	F	50-64 years	NH American Indian/Alaska Native		11	16 <50	Region 7	30.55555556	68.75
Benzie	F	5-11 years	NH American Indian/Alaska Native	<=10	<=10	<50	Region 7	25	50
Benzie	F	65-74 years	NH American Indian/Alaska Native	<=10	<=10	<50	Region 7	35.71428571	71.42857143
Benzie	F	75+ years	NH American Indian/Alaska Native	<=10	<=10	<50	Region 7	7.692307692	100
Benzie	F	16-19 years	NH Asian/Native Hawaiian/Other Pacific Islands	<=10	<=10	<50	Region 7	100	80
Benzie	F	20-29 years	NH Asian/Native Hawaiian/Other Pacific Islands	<=10	<=10	<50	Region 7	22.22222222	50
Benzie	F	30-39 years	NH Asian/Native Hawaiian/Other Pacific Islands	<=10	<=10	<50	Region 7	14.28571429	33.33333333
Benzie	F	40-49 years	NH Asian/Native Hawaiian/Other Pacific Islands	<=10	<=10	<50	Region 7	25	40
Benzie	F	50-64 years	NH Asian/Native Hawaiian/Other Pacific Islands	<=10	<=10	<50	Region 7	66.66666667	85.71428571
Benzie	F	5-11 years	NH Asian/Native Hawaiian/Other Pacific Islands	<=10	<=10	<50	Region 7	0	0
Benzie	F	65-74 years	NH Asian/Native Hawaiian/Other Pacific Islands	<=10	<=10	<50	Region 7	66.66666667	100
Benzie	F	75+ years	NH Asian/Native Hawaiian/Other Pacific Islands	<=10	<=10	<50	Region 7	100	100

Benzie	F	12-15 years	NH Black	<=10	<=10	<50	Region 7	0	0
Benzie	F	16-19 years	NH Black	<=10	<=10	<50	Region 7	33.33333333	50
Benzie	F	20-29 years	NH Black	<=10	<=10	<50	Region 7	25	66.66666667
Benzie	F	30-39 years	NH Black	<=10	<=10	<50	Region 7	9.090909091	50
Benzie	F	40-49 years	NH Black	<=10	<=10	<50	Region 7	0	0
Benzie	F	50-64 years	NH Black	<=10	<=10	<50	Region 7	14.28571429	50
Benzie	F	12-15 years	NH Other Race	<=10	<=10	<50	Region 7	8.333333333	100
Benzie	F	16-19 years	NH Other Race	<=10	<=10	<50	Region 7	50	66.66666667
Benzie	F	20-29 years	NH Other Race	<=10	<=10	<50	Region 7	10.52631579	25
Benzie	F	30-39 years	NH Other Race	<=10		13 <50	Region 7	66.66666667	76.92307692
Benzie	F	40-49 years	NH Other Race	<=10		15 <50	Region 7	66.66666667	53.33333333
Benzie	F	50-64 years	NH Other Race		43	54 <50	Region 7	390.9090909	79.62962963
Benzie	F	5-11 years	NH Other Race	<=10	<=10	<50	Region 7	0	0
Benzie	F	65-74 years	NH Other Race		40	45 <50	Region 7	363.6363636	88.88888889
Benzie	F	75+ years	NH Other Race		31	37 <50	Region 7	442.8571429	83.78378378
Benzie	F	missing	NH Other Race	<=10	<=10				
Benzie	F	under 5 years	NH Other Race	<=10	<=10				0
Benzie	F	12-15 years	NH White		59	152	347 Region 7	17.00288184	38.81578947
Benzie	F	16-19 years	NH White		91	158	308 Region 7	29.54545455	57.59493671
Benzie	F	20-29 years	NH White		166	359	716 Region 7	23.18435754	46.23955432
Benzie	F	30-39 years	NH White		284	475	840 Region 7	33.80952381	59.78947368
Benzie	F	40-49 years	NH White		364	519	867 Region 7	41.98385236	70.13487476
Benzie	F	50-64 years	NH White		1029	1368	2027 Region 7	50.76467686	75.21929825
Benzie	F	5-11 years	NH White		32	162	515 Region 7	6.213592233	19.75308642
Benzie	F	65-74 years	NH White		958	1120	1343 Region 7	71.33283693	85.53571429
Benzie	F	75+ years	NH White		677	801	1042 Region 7	64.97120921	84.51935081
Benzie	F	missing	NH White	<=10	<=10				
Benzie	F	under 5 years	NH White	<=10	<=10				66.66666667
Benzie	F	12-15 years	Unknown	<=10	<=10				100
Benzie	F	16-19 years	Unknown	<=10		14			35.71428571
Benzie	F	20-29 years	Unknown		21	58			36.20689655
Benzie	F	30-39 years	Unknown		47	86			54.65116279
Benzie	F	40-49 years	Unknown		48	90			53.33333333
Benzie	F	50-64 years	Unknown		122	191			63.87434555
Benzie	F	5-11 years	Unknown	<=10	<=10				25
Benzie	F	65-74 years	Unknown		78	104			75
Benzie	F	75+ years	Unknown		84	119			70.58823529
Benzie	F	missing	Unknown	<=10	<=10				
Benzie	F	under 5 years	Unknown	<=10	<=10				
Benzie	M	12-15 years	Hispanic	<=10	<=10	<50	Region 7	13.33333333	22.22222222
Benzie	M	16-19 years	Hispanic	<=10	<=10	<50	Region 7	0	0
Benzie	M	20-29 years	Hispanic	<=10		31 <50	Region 7	11.42857143	12.90322581
Benzie	M	30-39 years	Hispanic	<=10		18 <50	Region 7	25	50
Benzie	M	40-49 years	Hispanic	<=10		12 <50	Region 7	30	50
Benzie	M	50-64 years	Hispanic		13	22 <50	Region 7	59.09090909	59.09090909
Benzie	M	5-11 years	Hispanic	<=10	<=10	<50	Region 7	2.5	20
Benzie	M	65-74 years	Hispanic	<=10		13 <50	Region 7	44.44444444	61.53846154
Benzie	M	75+ years	Hispanic	<=10	<=10	<50	Region 7	8.333333333	50
Benzie	M	missing	Hispanic	<=10	<=10				
Benzie	M	12-15 years	NH American Indian/Alaska Native	<=10	<=10	<50	Region 7	0	0
Benzie	M	16-19 years	NH American Indian/Alaska Native	<=10	<=10	<50	Region 7	80	80
Benzie	M	20-29 years	NH American Indian/Alaska Native	<=10	<=10	<50	Region 7	10	25
Benzie	M	30-39 years	NH American Indian/Alaska Native	<=10	<=10	<50	Region 7	0	0
Benzie	M	40-49 years	NH American Indian/Alaska Native	<=10	<=10	<50	Region 7	11.76470588	100
Benzie	M	50-64 years	NH American Indian/Alaska Native		13	19 <50	Region 7	30.23255814	68.42105263
Benzie	M	5-11 years	NH American Indian/Alaska Native	<=10	<=10	<50	Region 7	11.11111111	100
Benzie	M	65-74 years	NH American Indian/Alaska Native	<=10	<=10	<50	Region 7	33.33333333	100
Benzie	M	75+ years	NH American Indian/Alaska Native	<=10	<=10	<50	Region 7	36.36363636	100
Benzie	M	12-15 years	NH Asian/Native Hawaiian/Other Pacific Islands	<=10	<=10	<50	Region 7	100	100
Benzie	M	20-29 years	NH Asian/Native Hawaiian/Other Pacific Islands	<=10	<=10	<50	Region 7	20	100
Benzie	M	30-39 years	NH Asian/Native Hawaiian/Other Pacific Islands	<=10	<=10	<50	Region 7	0	0
Benzie	M	40-49 years	NH Asian/Native Hawaiian/Other Pacific Islands	<=10	<=10	<50	Region 7	25	33.33333333
Benzie	M	50-64 years	NH Asian/Native Hawaiian/Other Pacific Islands	<=10	<=10	<50	Region 7	50	100
Benzie	M	65-74 years	NH Asian/Native Hawaiian/Other Pacific Islands	<=10	<=10	<50	Region 7	16.66666667	50
Benzie	M	75+ years	NH Asian/Native Hawaiian/Other Pacific Islands	<=10	<=10	<50	Region 7	33.33333333	100
Benzie	M	16-19 years	NH Black	<=10	<=10	<50	Region 7	0	0
Benzie	M	20-29 years	NH Black	<=10	<=10	<50	Region 7	0	0
Benzie	M	30-39 years	NH Black	<=10	<=10	<50	Region 7	20	20
Benzie	M	40-49 years	NH Black	<=10	<=10	<50	Region 7	0	0
Benzie	M	50-64 years	NH Black	<=10	<=10	<50	Region 7	30.76923077	80
Benzie	M	75+ years	NH Black	<=10	<=10	<50	Region 7	200	100
Benzie	M	12-15 years	NH Other Race	<=10	<=10	<50	Region 7	7.692307692	50
Benzie	M	16-19 years	NH Other Race	<=10	<=10	<50	Region 7	14.28571429	100
Benzie	M	20-29 years	NH Other Race	<=10	<=10	<50	Region 7	6.25	12.5
Benzie	M	30-39 years	NH Other Race	<=10	<=10	<50	Region 7	40	75
Benzie	M	40-49 years	NH Other Race	<=10		12 <50	Region 7	66.66666667	50
Benzie	M	50-64 years	NH Other Race		29	37 <50	Region 7	241.6666667	78.37837838
Benzie	M	5-11 years	NH Other Race	<=10	<=10	<50	Region 7	0	0
Benzie	M	65-74 years	NH Other Race		42	48 <50	Region 7	600	87.5
Benzie	M	75+ years	NH Other Race		32	38 <50	Region 7	640	84.21052632
Benzie	M	missing	NH Other Race	<=10	<=10				
Benzie	M	under 5 years	NH Other Race	<=10	<=10				
Benzie	M	12-15 years	NH White		56	160	337 Region 7	16.61721068	35
Benzie	M	16-19 years	NH White		55	150	344 Region 7	15.98837209	36.66666667
Benzie	M	20-29 years	NH White		134	315	781 Region 7	17.1574904	42.53968254
Benzie	M	30-39 years	NH White		215	418	889 Region 7	24.18447694	51.4354067
Benzie	M	40-49 years	NH White		268	454	826 Region 7	32.44552058	59.030837
Benzie	M	50-64 years	NH White		859	1249	1946 Region 7	44.14182939	68.77502002
Benzie	M	5-11 years	NH White		40	173	554 Region 7	7.220216607	23.12138728
Benzie	M	65-74 years	NH White		918	1070	1335 Region 7	68.76404494	85.79439252
Benzie	M	75+ years	NH White		538	659	904 Region 7	59.51327434	81.63884674
Benzie	M	missing	NH White	<=10	<=10				
Benzie	M	under 5 years	NH White	<=10	<=10	15			26.66666667
Benzie	M	12-15 years	Unknown	<=10	<=10				0

Benzie	M	16-19 years	Unknown	<=10	<=10							40
Benzie	M	20-29 years	Unknown		16	41						39.02439024
Benzie	M	30-39 years	Unknown		24	62						38.70967742
Benzie	M	40-49 years	Unknown		19	57						33.33333333
Benzie	M	50-64 years	Unknown		90	156						57.69230769
Benzie	M	5-11 years	Unknown	<=10	<=10							16.66666667
Benzie	M	65-74 years	Unknown		42	62						67.74193548
Benzie	M	75+ years	Unknown		62	98						63.26530612
Benzie	M	missing	Unknown	<=10	<=10							
Benzie	M	under 5 years	Unknown	<=10	<=10							
Benzie	U	40-49 years	NH White	<=10	<=10							50
Benzie	U	50-64 years	NH White	<=10	<=10							100
Benzie	U	65-74 years	NH White	<=10	<=10							0
Benzie	U	30-39 years	Unknown	<=10	<=10							0
Benzie	U	40-49 years	Unknown	<=10	<=10							0
Benzie	U	50-64 years	Unknown	<=10	<=10							100
Benzie	U	75+ years	Unknown	<=10	<=10							100
Berrien	F	12-15 years	Hispanic		62	184	361	Region 5	17.17451524			33.69565217
Berrien	F	16-19 years	Hispanic		78	201	294	Region 5	26.53061225			38.80597015
Berrien	F	20-29 years	Hispanic		119	356	698	Region 5	17.0487106			33.42696629
Berrien	F	30-39 years	Hispanic		176	424	672	Region 5	26.19047619			41.50943396
Berrien	F	40-49 years	Hispanic		200	371	462	Region 5	43.29004329			53.9083558
Berrien	F	50-64 years	Hispanic		275	433	475	Region 5	57.89473684			63.51039261
Berrien	F	5-11 years	Hispanic		19	124	627	Region 5	3.03030303			15.32258065
Berrien	F	65-74 years	Hispanic		115	168	146	Region 5	78.76712329			68.45238095
Berrien	F	75+ years	Hispanic		44	68	107	Region 5	41.12149533			64.70588235
Berrien	F	missing	Hispanic	<=10	<=10							
Berrien	F	under 5 years	Hispanic	<=10	<=10							
Berrien	F	12-15 years	NH American Indian/Alaska Native	<=10		13	<50	Region 5	18.18181818			30.76923077
Berrien	F	16-19 years	NH American Indian/Alaska Native	<=10	<=10		<50	Region 5	13.63636364			42.85714286
Berrien	F	20-29 years	NH American Indian/Alaska Native		14	29	<50	Region 5	29.16666667			48.27586207
Berrien	F	30-39 years	NH American Indian/Alaska Native	<=10		20	<50	Region 5	17.0212766			40
Berrien	F	40-49 years	NH American Indian/Alaska Native		13	23	50	Region 5	26			56.52173913
Berrien	F	50-64 years	NH American Indian/Alaska Native		22	38	81	Region 5	27.16049383			57.89473684
Berrien	F	5-11 years	NH American Indian/Alaska Native	<=10	<=10		<50	Region 5	3.333333333			25
Berrien	F	65-74 years	NH American Indian/Alaska Native		16	22	<50	Region 5	48.48484849			72.72727273
Berrien	F	75+ years	NH American Indian/Alaska Native	<=10		11	<50	Region 5	30.43478261			63.63636364
Berrien	F	missing	NH American Indian/Alaska Native	<=10	<=10							
Berrien	F	12-15 years	NH Asian/Native Hawaiian/Other Pacific Islands		16	48	61	Region 5	26.2295082			33.33333333
Berrien	F	16-19 years	NH Asian/Native Hawaiian/Other Pacific Islands		29	67	126	Region 5	23.01587302			43.28358209
Berrien	F	20-29 years	NH Asian/Native Hawaiian/Other Pacific Islands		76	159	313	Region 5	24.28115016			47.79874214
Berrien	F	30-39 years	NH Asian/Native Hawaiian/Other Pacific Islands		101	162	257	Region 5	39.2996109			62.34567901
Berrien	F	40-49 years	NH Asian/Native Hawaiian/Other Pacific Islands		110	165	268	Region 5	41.04477612			66.66666667
Berrien	F	50-64 years	NH Asian/Native Hawaiian/Other Pacific Islands		115	179	290	Region 5	39.65517241			64.24581006
Berrien	F	5-11 years	NH Asian/Native Hawaiian/Other Pacific Islands		14	49	122	Region 5	11.47540984			28.57142857
Berrien	F	65-74 years	NH Asian/Native Hawaiian/Other Pacific Islands		56	72	111	Region 5	50.45454545			77.77777778
Berrien	F	75+ years	NH Asian/Native Hawaiian/Other Pacific Islands		35	41	77	Region 5	45.45454546			85.36585366
Berrien	F	missing	NH Asian/Native Hawaiian/Other Pacific Islands	<=10	<=10							
Berrien	F	under 5 years	NH Asian/Native Hawaiian/Other Pacific Islands	<=10	<=10							0
Berrien	F	12-15 years	NH Black		51	180	678	Region 5	7.522123894			28.33333333
Berrien	F	16-19 years	NH Black		63	200	700	Region 5	9			31.5
Berrien	F	20-29 years	NH Black		120	524	1700	Region 5	7.058823529			22.90076336
Berrien	F	30-39 years	NH Black		175	521	1443	Region 5	12.12751213			33.58925144
Berrien	F	40-49 years	NH Black		308	683	1333	Region 5	23.10577644			45.09516838
Berrien	F	50-64 years	NH Black		813	1275	2078	Region 5	39.12415784			63.76470588
Berrien	F	5-11 years	NH Black		33	164	1319	Region 5	2.501895375			20.12195122
Berrien	F	65-74 years	NH Black		563	735	949	Region 5	59.3256059			76.59863946
Berrien	F	75+ years	NH Black		300	397	668	Region 5	44.91017964			75.56675063
Berrien	F	missing	NH Black	<=10	<=10							
Berrien	F	under 5 years	NH Black	<=10	<=10							
Berrien	F	12-15 years	NH Other Race		16	41	201	Region 5	7.960199005			39.02439024
Berrien	F	16-19 years	NH Other Race		27	70	188	Region 5	14.36170213			38.57142857
Berrien	F	20-29 years	NH Other Race		59	172	319	Region 5	18.49529781			34.30232558
Berrien	F	30-39 years	NH Other Race		79	174	196	Region 5	40.30612245			45.40229885
Berrien	F	40-49 years	NH Other Race		107	208	115	Region 5	93.04347826			51.44230769
Berrien	F	50-64 years	NH Other Race		337	519	156	Region 5	216.025641			64.93256262
Berrien	F	5-11 years	NH Other Race		14	37	337	Region 5	4.154302671			37.83783784
Berrien	F	65-74 years	NH Other Race		521	656	73	Region 5	713.6986301			79.42073171
Berrien	F	75+ years	NH Other Race		506	633	62	Region 5	816.1290323			79.93680885
Berrien	F	missing	NH Other Race	<=10	<=10							
Berrien	F	under 5 years	NH Other Race	<=10	<=10							
Berrien	F	12-15 years	NH White		359	980	2448	Region 5	14.66503268			36.63265306
Berrien	F	16-19 years	NH White		471	1146	2279	Region 5	20.66695919			41.09947644
Berrien	F	20-29 years	NH White		1069	2458	5801	Region 5	18.42785727			43.4906428
Berrien	F	30-39 years	NH White		1638	3153	6396	Region 5	25.6097561			51.95052331
Berrien	F	40-49 years	NH White		1809	3278	6536	Region 5	27.67747858			55.18608908
Berrien	F	50-64 years	NH White		5248	8044	13410	Region 5	39.1349739			65.24117355
Berrien	F	5-11 years	NH White		324	981	3908	Region 5	8.290685773			33.02752294
Berrien	F	65-74 years	NH White		4460	5753	8139	Region 5	54.79788672			77.52476969
Berrien	F	75+ years	NH White		3408	4471	6841	Region 5	49.81727818			76.22455826
Berrien	F	missing	NH White	<=10	<=10							0
Berrien	F	under 5 years	NH White	<=10	<=10							12.5
Berrien	F	12-15 years	Unknown		26	78						33.33333333
Berrien	F	16-19 years	Unknown		41	109						37.6146789
Berrien	F	20-29 years	Unknown		120	405						29.62962963
Berrien	F	30-39 years	Unknown		161	431						37.3549884
Berrien	F	40-49 years	Unknown		152	454						33.48017621
Berrien	F	50-64 years	Unknown		429	928						46.22844828
Berrien	F	5-11 years	Unknown		24	90						26.66666667
Berrien	F	65-74 years	Unknown		329	581						56.62650602
Berrien	F	75+ years	Unknown		300	553						54.24954792
Berrien	F	missing	Unknown	<=10	<=10							
Berrien	F	under 5 years	Unknown	<=10	<=10							50
Berrien	M	12-15 years	Hispanic		58	205	380	Region 5	15.2631579			28.29268293

Berrien	M	16-19 years	Hispanic	65	201	325	Region 5	20	32.33830846	
Berrien	M	20-29 years	Hispanic	116	610	702	Region 5	16.52421652	19.01639344	
Berrien	M	30-39 years	Hispanic	139	489	667	Region 5	20.83958021	28.42535787	
Berrien	M	40-49 years	Hispanic	185	425	558	Region 5	33.15412186	43.52941177	
Berrien	M	50-64 years	Hispanic	244	432	507	Region 5	48.12623274	56.481848148	
Berrien	M	5-11 years	Hispanic	24	128	695	Region 5	3.45323741	18.75	
Berrien	M	65-74 years	Hispanic	112	152	148	Region 5	75.67567568	73.68421053	
Berrien	M	75+ years	Hispanic	48	68	97	Region 5	49.48453608	70.58823529	
Berrien	M	missing	Hispanic	<=10	<=10					
Berrien	M	under 5 years	Hispanic	<=10	<=10				0	
Berrien	M	12-15 years	NH American Indian/Alaska Native	<=10	<=10	<50	Region 5	15.38461539	44.44444444	
Berrien	M	16-19 years	NH American Indian/Alaska Native	<=10	<=10	14 <50	Region 5	13.33333333	28.57142857	
Berrien	M	20-29 years	NH American Indian/Alaska Native	<=10	<=10	23	65 Region 5	7.692307692	21.73913044	
Berrien	M	30-39 years	NH American Indian/Alaska Native	<=10	<=10	21 <50	Region 5	30.3030303	47.61904762	
Berrien	M	40-49 years	NH American Indian/Alaska Native	<=10	<=10	17	59 Region 5	13.55932203	47.05882353	
Berrien	M	50-64 years	NH American Indian/Alaska Native	<=10	<=10	29	45	82 Region 5	35.36585366	64.44444444
Berrien	M	5-11 years	NH American Indian/Alaska Native	<=10	<=10	18 <50	Region 5	8.333333333	42.85714286	
Berrien	M	65-74 years	NH American Indian/Alaska Native	<=10	<=10	12	18 <50	Region 5	30.76923077	66.66666667
Berrien	M	75+ years	NH American Indian/Alaska Native	<=10	<=10	12 <50	Region 5	50	66.66666667	
Berrien	M	under 5 years	NH American Indian/Alaska Native	<=10	<=10				0	
Berrien	M	12-15 years	NH Asian/Native Hawaiian/Other Pacific Islands	<=10	<=10	12	38	69 Region 5	17.39130435	31.57894737
Berrien	M	16-19 years	NH Asian/Native Hawaiian/Other Pacific Islands	<=10	<=10	18	44	88 Region 5	20.45454546	40.90909091
Berrien	M	20-29 years	NH Asian/Native Hawaiian/Other Pacific Islands	<=10	<=10	56	162	295 Region 5	18.98305085	34.56790124
Berrien	M	30-39 years	NH Asian/Native Hawaiian/Other Pacific Islands	<=10	<=10	79	149	341 Region 5	23.16715543	53.02103423
Berrien	M	40-49 years	NH Asian/Native Hawaiian/Other Pacific Islands	<=10	<=10	97	157	247 Region 5	39.27125506	61.78343949
Berrien	M	50-64 years	NH Asian/Native Hawaiian/Other Pacific Islands	<=10	<=10	80	122	193 Region 5	41.4507772	65.57377049
Berrien	M	5-11 years	NH Asian/Native Hawaiian/Other Pacific Islands	<=10	<=10	21	47	100 Region 5	21	44.68085106
Berrien	M	65-74 years	NH Asian/Native Hawaiian/Other Pacific Islands	<=10	<=10	47	66	89 Region 5	52.80898876	71.21212121
Berrien	M	75+ years	NH Asian/Native Hawaiian/Other Pacific Islands	<=10	<=10	27	33	55 Region 5	49.09090909	81.81818182
Berrien	M	missing	NH Asian/Native Hawaiian/Other Pacific Islands	<=10	<=10					
Berrien	M	under 5 years	NH Asian/Native Hawaiian/Other Pacific Islands	<=10	<=10				0	
Berrien	M	12-15 years	NH Black	<=10	<=10	37	170	683 Region 5	5.41727672	21.76470588
Berrien	M	16-19 years	NH Black	<=10	<=10	52	168	692 Region 5	7.514450867	30.95238095
Berrien	M	20-29 years	NH Black	<=10	<=10	81	365	1728 Region 5	4.6875	22.19178082
Berrien	M	30-39 years	NH Black	<=10	<=10	115	354	1153 Region 5	9.973980919	32.48587571
Berrien	M	40-49 years	NH Black	<=10	<=10	190	471	1232 Region 5	15.42207792	40.33970276
Berrien	M	50-64 years	NH Black	<=10	<=10	657	1090	1692 Region 5	38.82978723	60.27522936
Berrien	M	5-11 years	NH Black	<=10	<=10	12	129	1259 Region 5	0.953137411	9.302325581
Berrien	M	65-74 years	NH Black	<=10	<=10	387	528	746 Region 5	51.87667656	73.29545455
Berrien	M	75+ years	NH Black	<=10	<=10	181	246	400 Region 5	45.25	73.57723577
Berrien	M	missing	NH Black	<=10	<=10					
Berrien	M	under 5 years	NH Black	<=10	<=10					
Berrien	M	12-15 years	NH Other Race	<=10	<=10	17	38	210 Region 5	8.095238095	44.73684211
Berrien	M	16-19 years	NH Other Race	<=10	<=10	23	58	183 Region 5	12.56830601	39.65517241
Berrien	M	20-29 years	NH Other Race	<=10	<=10	65	172	299 Region 5	21.73913044	37.79069767
Berrien	M	30-39 years	NH Other Race	<=10	<=10	120	233	132 Region 5	90.90909091	51.50214592
Berrien	M	40-49 years	NH Other Race	<=10	<=10	95	197	117 Region 5	81.1965812	48.22335025
Berrien	M	50-64 years	NH Other Race	<=10	<=10	299	489	136 Region 5	219.8529412	61.14519427
Berrien	M	5-11 years	NH Other Race	<=10	<=10	15	37	372 Region 5	4.032258065	40.54054054
Berrien	M	65-74 years	NH Other Race	<=10	<=10	414	507	56 Region 5	739.2857143	81.65680473
Berrien	M	75+ years	NH Other Race	<=10	<=10	356	426 <50	Region 5	1369.230769	83.56807512
Berrien	M	missing	NH Other Race	<=10	<=10					
Berrien	M	under 5 years	NH Other Race	<=10	<=10					
Berrien	M	12-15 years	NH White	<=10	<=10	317	945	2590 Region 5	12.23938224	33.54497355
Berrien	M	16-19 years	NH White	<=10	<=10	432	1040	2502 Region 5	17.26618705	41.53846154
Berrien	M	20-29 years	NH White	<=10	<=10	778	2075	6087 Region 5	12.78133728	37.4939759
Berrien	M	30-39 years	NH White	<=10	<=10	1291	2645	6402 Region 5	20.16557326	48.80907372
Berrien	M	40-49 years	NH White	<=10	<=10	1542	2931	6611 Region 5	23.32476176	52.61003071
Berrien	M	50-64 years	NH White	<=10	<=10	4344	7124	13029 Region 5	33.34100852	60.97697923
Berrien	M	5-11 years	NH White	<=10	<=10	274	881	4132 Region 5	6.631171346	31.10102157
Berrien	M	65-74 years	NH White	<=10	<=10	3788	4987	7191 Region 5	52.67695731	75.95748947
Berrien	M	75+ years	NH White	<=10	<=10	2481	3257	5030 Region 5	49.32405567	76.17439361
Berrien	M	missing	NH White	<=10	<=10					
Berrien	M	under 5 years	NH White	<=10	<=10	13	30		43.33333333	
Berrien	M	12-15 years	Unknown	<=10	<=10	32	76		42.10526316	
Berrien	M	16-19 years	Unknown	<=10	<=10	44	143		30.76923077	
Berrien	M	20-29 years	Unknown	<=10	<=10	111	464		23.92241379	
Berrien	M	30-39 years	Unknown	<=10	<=10	185	562		32.91814947	
Berrien	M	40-49 years	Unknown	<=10	<=10	185	565		32.74336283	
Berrien	M	50-64 years	Unknown	<=10	<=10	428	982		43.58452139	
Berrien	M	5-11 years	Unknown	<=10	<=10	26	122		21.31147541	
Berrien	M	65-74 years	Unknown	<=10	<=10	352	574		61.32404181	
Berrien	M	75+ years	Unknown	<=10	<=10	260	475		54.73684211	
Berrien	M	missing	Unknown	<=10	<=10					
Berrien	M	under 5 years	Unknown	<=10	<=10				0	
Berrien	U	30-39 years	Hispanic	<=10	<=10				0	
Berrien	U	50-64 years	Hispanic	<=10	<=10				100	
Berrien	U	20-29 years	NH Asian/Native Hawaiian/Other Pacific Islands	<=10	<=10				50	
Berrien	U	30-39 years	NH Asian/Native Hawaiian/Other Pacific Islands	<=10	<=10				0	
Berrien	U	30-39 years	NH Other Race	<=10	<=10				50	
Berrien	U	50-64 years	NH Other Race	<=10	<=10				100	
Berrien	U	20-29 years	NH White	<=10	<=10				0	
Berrien	U	30-39 years	NH White	<=10	<=10				0	
Berrien	U	40-49 years	NH White	<=10	<=10				100	
Berrien	U	50-64 years	NH White	<=10	<=10	16	20		80	
Berrien	U	65-74 years	NH White	<=10	<=10				100	
Berrien	U	75+ years	NH White	<=10	<=10				0	
Berrien	U	20-29 years	Unknown	<=10	<=10				0	
Berrien	U	30-39 years	Unknown	<=10	<=10				50	
Berrien	U	40-49 years	Unknown	<=10	<=10				33.33333333	
Berrien	U	50-64 years	Unknown	<=10	<=10				33.33333333	
Berrien	U	65-74 years	Unknown	<=10	<=10				100	
Berrien	U	75+ years	Unknown	<=10	<=10				0	
Branch	F	12-15 years	Hispanic	<=10	<=10	35	97	Region 5	6.18556701	17.14285714

Branch	F	16-19 years	Hispanic	15	48	99	Region 5	15.15151515	31.25	
Branch	F	20-29 years	Hispanic	31	83	144	Region 5	21.52777778	37.34939759	
Branch	F	30-39 years	Hispanic	23	94	132	Region 5	17.42424242	24.46808511	
Branch	F	40-49 years	Hispanic	32	94	117	Region 5	27.35042735	34.04255319	
Branch	F	50-64 years	Hispanic	40	90	86	Region 5	46.51162791	44.44444444	
Branch	F	5-11 years	Hispanic	<=10	17	174	Region 5	0.574712644	5.882352941	
Branch	F	65-74 years	Hispanic	12	17	<50	Region 5	63.15789474	70.58823529	
Branch	F	75+ years	Hispanic	<=10	<=10	<50	Region 5	31.57894737	75	
Branch	F	missing	Hispanic	<=10	<=10					
Branch	F	12-15 years	NH American Indian/Alaska Native	<=10	<=10	<50	Region 5	0	0	
Branch	F	16-19 years	NH American Indian/Alaska Native	<=10	<=10	<50	Region 5	100	33.33333333	
Branch	F	20-29 years	NH American Indian/Alaska Native	<=10	<=10	<50	Region 5	0	0	
Branch	F	30-39 years	NH American Indian/Alaska Native	<=10	<=10	<50	Region 5	0	0	
Branch	F	40-49 years	NH American Indian/Alaska Native	<=10	<=10	<50	Region 5	10	25	
Branch	F	50-64 years	NH American Indian/Alaska Native	<=10	<=10	<50	Region 5	13.33333333	28.57142857	
Branch	F	65-74 years	NH American Indian/Alaska Native	<=10	<=10	<50	Region 5	50	100	
Branch	F	75+ years	NH American Indian/Alaska Native	<=10	<=10	<50	Region 5	0	0	
Branch	F	12-15 years	NH Asian/Native Hawaiian/Other Pacific Islands	<=10	<=10	<50	Region 5	0	0	
Branch	F	16-19 years	NH Asian/Native Hawaiian/Other Pacific Islands	<=10	<=10	<50	Region 5	33.33333333	100	
Branch	F	20-29 years	NH Asian/Native Hawaiian/Other Pacific Islands	<=10	18	<50	Region 5	25	33.33333333	
Branch	F	30-39 years	NH Asian/Native Hawaiian/Other Pacific Islands	<=10	13	<50	Region 5	15.15151515	38.46153846	
Branch	F	40-49 years	NH Asian/Native Hawaiian/Other Pacific Islands	<=10	13	<50	Region 5	52.63157895	76.92307692	
Branch	F	50-64 years	NH Asian/Native Hawaiian/Other Pacific Islands	<=10	<=10	<50	Region 5	17.85714286	50	
Branch	F	5-11 years	NH Asian/Native Hawaiian/Other Pacific Islands	<=10	<=10	<50	Region 5	0	0	
Branch	F	65-74 years	NH Asian/Native Hawaiian/Other Pacific Islands	<=10	<=10	<50	Region 5	30.76923077	80	
Branch	F	75+ years	NH Asian/Native Hawaiian/Other Pacific Islands	<=10	<=10	<50	Region 5	100	66.66666667	
Branch	F	12-15 years	NH Black	<=10	<=10	<50	Region 5	25	50	
Branch	F	16-19 years	NH Black	<=10	<=10	<50	Region 5	50	60	
Branch	F	20-29 years	NH Black	<=10	11	<50	Region 5	22.22222222	36.36363636	
Branch	F	30-39 years	NH Black	<=10	<=10	<50	Region 5	6.66666667	25	
Branch	F	40-49 years	NH Black	<=10	<=10	<50	Region 5	60	50	
Branch	F	50-64 years	NH Black	<=10	<=10	<50	Region 5	17.64705882	33.33333333	
Branch	F	5-11 years	NH Black	<=10	<=10	<50	Region 5	0	0	
Branch	F	65-74 years	NH Black	<=10	<=10	<50	Region 5	500	71.42857143	
Branch	F	12-15 years	NH Other Race	<=10	<=10	<50	Region 5	2.857142857	33.33333333	
Branch	F	16-19 years	NH Other Race	<=10	<=10	<50	Region 5	15	60	
Branch	F	20-29 years	NH Other Race	<=10	25	<50	Region 5	10.20408163	20	
Branch	F	30-39 years	NH Other Race	<=10	25	<50	Region 5	31.25	40	
Branch	F	40-49 years	NH Other Race	21	35	<50	Region 5	72.4137931	60	
Branch	F	50-64 years	NH Other Race	59	97	<50	Region 5	268.1818182	60.82474227	
Branch	F	5-11 years	NH Other Race	<=10	<=10	80	Region 5	0	0	
Branch	F	65-74 years	NH Other Race	103	130	<50	Region 5	542.1052632	79.23076923	
Branch	F	75+ years	NH Other Race	114	147	<50	Region 5	876.9230769	77.55102041	
Branch	F	missing	NH Other Race	<=10	<=10					
Branch	F	12-15 years	NH White	57	238	1035	Region 5	5.507246377	23.94957983	
Branch	F	16-19 years	NH White	107	328	861	Region 5	12.42740999	32.62195122	
Branch	F	20-29 years	NH White	210	607	2041	Region 5	10.28907398	34.59637562	
Branch	F	30-39 years	NH White	295	709	2130	Region 5	13.84976526	41.60789845	
Branch	F	40-49 years	NH White	434	811	2121	Region 5	20.46204621	53.51418003	
Branch	F	50-64 years	NH White	1398	2203	4155	Region 5	33.64620939	63.45891966	
Branch	F	5-11 years	NH White	39	158	1590	Region 5	2.452830189	24.6835443	
Branch	F	65-74 years	NH White	1214	1549	2363	Region 5	51.37537029	78.37314396	
Branch	F	75+ years	NH White	938	1183	1910	Region 5	49.10994764	79.28994083	
Branch	F	missing	NH White	<=10	<=10				0	
Branch	F	under 5 years	NH White	<=10	<=10				11.11111111	
Branch	F	12-15 years	Unknown	<=10		12		16.66666667		
Branch	F	16-19 years	Unknown	12	34			35.29411765		
Branch	F	20-29 years	Unknown	25	114			21.92982456		
Branch	F	30-39 years	Unknown	33	111			29.72972973		
Branch	F	40-49 years	Unknown	48	119			40.33613445		
Branch	F	50-64 years	Unknown	109	255			42.74509804		
Branch	F	5-11 years	Unknown	<=10	11			18.18181818		
Branch	F	65-74 years	Unknown	99	163			60.73619632		
Branch	F	75+ years	Unknown	97	170			57.05882353		
Branch	F	missing	Unknown	<=10	<=10					
Branch	M	12-15 years	Hispanic	<=10		30	101	Region 5	6.930693069	23.33333333
Branch	M	16-19 years	Hispanic	11	54	93	Region 5	11.82795699	20.37037037	
Branch	M	20-29 years	Hispanic	44	186	187	Region 5	23.52941177	23.65591398	
Branch	M	30-39 years	Hispanic	42	165	175	Region 5	24	25.45454546	
Branch	M	40-49 years	Hispanic	26	109	185	Region 5	14.05405405	23.85321101	
Branch	M	50-64 years	Hispanic	55	131	135	Region 5	40.74074074	41.98473282	
Branch	M	5-11 years	Hispanic	<=10	20	154	Region 5	1.298701299	10	
Branch	M	65-74 years	Hispanic	12	17	<50	Region 5	40	70.58823529	
Branch	M	75+ years	Hispanic	<=10	11	<50	Region 5	69.23076923	81.81818182	
Branch	M	missing	Hispanic	<=10	<=10					
Branch	M	under 5 years	Hispanic	<=10	<=10					
Branch	M	16-19 years	NH American Indian/Alaska Native	<=10	<=10	<50	Region 5	33.33333333	100	
Branch	M	20-29 years	NH American Indian/Alaska Native	<=10	<=10	<50	Region 5	15.38461539	40	
Branch	M	30-39 years	NH American Indian/Alaska Native	<=10	<=10	<50	Region 5	0	0	
Branch	M	40-49 years	NH American Indian/Alaska Native	<=10	<=10	<50	Region 5	33.33333333	66.66666667	
Branch	M	50-64 years	NH American Indian/Alaska Native	<=10	11	<50	Region 5	26.66666667	72.72727273	
Branch	M	65-74 years	NH American Indian/Alaska Native	<=10	<=10	<50	Region 5	66.66666667	100	
Branch	M	75+ years	NH American Indian/Alaska Native	<=10	<=10	<50	Region 5	60	100	
Branch	M	12-15 years	NH Asian/Native Hawaiian/Other Pacific Islands	<=10	<=10	<50	Region 5	28.57142857	66.66666667	
Branch	M	20-29 years	NH Asian/Native Hawaiian/Other Pacific Islands	<=10	<=10	<50	Region 5	12.5	60	
Branch	M	30-39 years	NH Asian/Native Hawaiian/Other Pacific Islands	<=10	<=10	<50	Region 5	20	30	
Branch	M	40-49 years	NH Asian/Native Hawaiian/Other Pacific Islands	<=10	12	<50	Region 5	31.57894737	50	
Branch	M	50-64 years	NH Asian/Native Hawaiian/Other Pacific Islands	<=10	17	<50	Region 5	30.3030303	58.82352941	
Branch	M	5-11 years	NH Asian/Native Hawaiian/Other Pacific Islands	<=10	<=10	<50	Region 5	0	0	
Branch	M	65-74 years	NH Asian/Native Hawaiian/Other Pacific Islands	<=10	<=10	<50	Region 5	20	66.66666667	
Branch	M	75+ years	NH Asian/Native Hawaiian/Other Pacific Islands	<=10	<=10	<50	Region 5	33.33333333	100	
Branch	M	missing	NH Asian/Native Hawaiian/Other Pacific Islands	<=10	<=10					
Branch	M	12-15 years	NH Black	<=10	<=10	<50	Region 5	12.5	100	
Branch	M	16-19 years	NH Black	<=10	<=10	<50	Region 5	0	0	

Branch	M	20-29 years	NH Black	<=10	<=10		147	Region 5	4.761904762	70
Branch	M	30-39 years	NH Black	<=10		12	209	Region 5	1.435406699	25
Branch	M	40-49 years	NH Black		26	48	222	Region 5	11.711711171	54.16666667
Branch	M	50-64 years	NH Black		91	115	198	Region 5	45.95959596	79.13043478
Branch	M	5-11 years	NH Black	<=10	<=10	<50		Region 5	8.333333333	100
Branch	M	65-74 years	NH Black		41	49	<50	Region 5	157.6923077	83.67346939
Branch	M	75+ years	NH Black	<=10	<=10	<50		Region 5		80
Branch	M	under 5 years	NH Black	<=10	<=10					
Branch	M	12-15 years	NH Other Race	<=10	<=10	<50		Region 5	2.564102564	20
Branch	M	16-19 years	NH Other Race	<=10	<=10	<50		Region 5	2.631578947	11.11111111
Branch	M	20-29 years	NH Other Race	<=10		12	69	Region 5	5.797101449	33.33333333
Branch	M	30-39 years	NH Other Race	<=10		21	<50	Region 5	15.90909091	33.33333333
Branch	M	40-49 years	NH Other Race		18	41	<50	Region 5		60
Branch	M	50-64 years	NH Other Race		51	87	<50	Region 5	242.8571429	58.62068966
Branch	M	65-74 years	NH Other Race		74	93	<50	Region 5	528.5714286	79.56989247
Branch	M	75+ years	NH Other Race		64	84	<50	Region 5	492.3076923	76.19047619
Branch	M	missing	NH Other Race	<=10	<=10					
Branch	M	12-15 years	NH White		53	224	1024	Region 5	5.17578125	23.66071429
Branch	M	16-19 years	NH White		77	225	960	Region 5	8.020833333	34.22222222
Branch	M	20-29 years	NH White		177	577	2329	Region 5	7.599828253	30.67590988
Branch	M	30-39 years	NH White		228	576	2393	Region 5	9.527789386	39.58333333
Branch	M	40-49 years	NH White		372	780	2413	Region 5	15.41649399	47.69230769
Branch	M	50-64 years	NH White		1217	1959	4269	Region 5	28.50784727	62.12353241
Branch	M	5-11 years	NH White		35	168	1704	Region 5	2.05399061	20.83333333
Branch	M	65-74 years	NH White		1083	1427	2223	Region 5	48.71794872	75.89348283
Branch	M	75+ years	NH White		694	864	1397	Region 5	49.67788117	80.32407407
Branch	M	missing	NH White	<=10	<=10					
Branch	M	under 5 years	NH White	<=10	<=10					0
Branch	M	12-15 years	Unknown	<=10	<=10					14.28571429
Branch	M	16-19 years	Unknown	<=10		23				21.73913044
Branch	M	20-29 years	Unknown		20	104				19.23076923
Branch	M	30-39 years	Unknown		44	159				27.67295598
Branch	M	40-49 years	Unknown		121	261				46.36015326
Branch	M	50-64 years	Unknown		219	420				52.14285714
Branch	M	5-11 years	Unknown	<=10	<=10					0
Branch	M	65-74 years	Unknown		112	177				63.27683616
Branch	M	75+ years	Unknown		70	119				58.82352941
Branch	M	missing	Unknown	<=10	<=10					
Branch	U	30-39 years	Hispanic	<=10	<=10					100
Branch	U	20-29 years	NH White	<=10	<=10					0
Branch	U	30-39 years	NH White	<=10	<=10					66.66666667
Branch	U	40-49 years	NH White	<=10	<=10					100
Branch	U	50-64 years	NH White	<=10	<=10					100
Branch	U	65-74 years	NH White	<=10	<=10					100
Branch	U	30-39 years	Unknown	<=10	<=10					0
Branch	U	40-49 years	Unknown	<=10	<=10					0
Branch	U	50-64 years	Unknown	<=10	<=10					0
Calhoun	F	12-15 years	Hispanic		47	153	275	Region 5	17.09090909	30.71895425
Calhoun	F	16-19 years	Hispanic		58	129	282	Region 5	20.56737589	44.96124031
Calhoun	F	20-29 years	Hispanic		78	227	685	Region 5	11.38686131	34.36123348
Calhoun	F	30-39 years	Hispanic		92	241	482	Region 5	19.08713693	38.17427386
Calhoun	F	40-49 years	Hispanic		153	281	443	Region 5	34.53724605	54.44839858
Calhoun	F	50-64 years	Hispanic		164	266	434	Region 5	37.78801843	61.65413534
Calhoun	F	5-11 years	Hispanic		30	96	530	Region 5	5.660377359	31.25
Calhoun	F	65-74 years	Hispanic		79	105	147	Region 5	53.7414966	75.23809524
Calhoun	F	75+ years	Hispanic		45	58	73	Region 5	61.64383562	77.5862069
Calhoun	F	missing	Hispanic	<=10	<=10					
Calhoun	F	under 5 years	Hispanic	<=10	<=10					
Calhoun	F	12-15 years	NH American Indian/Alaska Native	<=10	<=10	<50		Region 5	15.38461539	50
Calhoun	F	16-19 years	NH American Indian/Alaska Native	<=10	<=10	<50		Region 5	17.64705882	42.85714286
Calhoun	F	20-29 years	NH American Indian/Alaska Native	<=10		21	62	Region 5	12.90322581	38.0952381
Calhoun	F	30-39 years	NH American Indian/Alaska Native		13	35	<50	Region 5	26.53061225	37.14285714
Calhoun	F	40-49 years	NH American Indian/Alaska Native		17	35	<50	Region 5	39.53488372	48.57142857
Calhoun	F	50-64 years	NH American Indian/Alaska Native		36	50	87	Region 5	41.37931035	72
Calhoun	F	5-11 years	NH American Indian/Alaska Native	<=10	<=10	<50		Region 5	7.692307692	40
Calhoun	F	65-74 years	NH American Indian/Alaska Native		14	18	<50	Region 5	35.8974359	77.77777778
Calhoun	F	75+ years	NH American Indian/Alaska Native	<=10		12	<50	Region 5	47.36842105	75
Calhoun	F	missing	NH American Indian/Alaska Native	<=10	<=10					
Calhoun	F	12-15 years	NH Asian/Native Hawaiian/Other Pacific Islands		20	47	95	Region 5	21.05263158	42.55319149
Calhoun	F	16-19 years	NH Asian/Native Hawaiian/Other Pacific Islands		30	48	96	Region 5		31.25
Calhoun	F	20-29 years	NH Asian/Native Hawaiian/Other Pacific Islands		59	119	397	Region 5	14.86146096	49.57983193
Calhoun	F	30-39 years	NH Asian/Native Hawaiian/Other Pacific Islands		88	141	404	Region 5	21.78217822	62.41134752
Calhoun	F	40-49 years	NH Asian/Native Hawaiian/Other Pacific Islands		97	151	265	Region 5	36.60377359	64.2384106
Calhoun	F	50-64 years	NH Asian/Native Hawaiian/Other Pacific Islands		123	156	258	Region 5	47.67441861	78.84615385
Calhoun	F	5-11 years	NH Asian/Native Hawaiian/Other Pacific Islands		37	104	228	Region 5	16.22807018	35.57692308
Calhoun	F	65-74 years	NH Asian/Native Hawaiian/Other Pacific Islands		41	51	73	Region 5	56.16438356	80.39215686
Calhoun	F	75+ years	NH Asian/Native Hawaiian/Other Pacific Islands		31	36	104	Region 5	29.80769231	86.11111111
Calhoun	F	missing	NH Asian/Native Hawaiian/Other Pacific Islands	<=10	<=10					
Calhoun	F	under 5 years	NH Asian/Native Hawaiian/Other Pacific Islands	<=10	<=10					
Calhoun	F	12-15 years	NH Black		48	125	400	Region 5		12
Calhoun	F	16-19 years	NH Black		53	163	373	Region 5	14.20911528	32.51533742
Calhoun	F	20-29 years	NH Black		90	388	1000	Region 5		9
Calhoun	F	30-39 years	NH Black		132	410	911	Region 5	14.4895719	32.19512195
Calhoun	F	40-49 years	NH Black		200	450	785	Region 5	25.47770701	44.44444444
Calhoun	F	50-64 years	NH Black		580	898	1332	Region 5	43.54354354	64.5879327
Calhoun	F	5-11 years	NH Black		18	91	724	Region 5	2.486187845	19.78021978
Calhoun	F	65-74 years	NH Black		407	498	649	Region 5	62.71186441	81.72690763
Calhoun	F	75+ years	NH Black		255	316	509	Region 5	50.09823183	80.69620253
Calhoun	F	missing	NH Black	<=10	<=10					
Calhoun	F	under 5 years	NH Black	<=10	<=10					
Calhoun	F	12-15 years	NH Other Race		12	38	242	Region 5	4.958677686	31.57894737
Calhoun	F	16-19 years	NH Other Race		29	62	216	Region 5	13.42592593	46.77419355
Calhoun	F	20-29 years	NH Other Race		81	163	331	Region 5	24.47129909	49.69325153
Calhoun	F	30-39 years	NH Other Race		100	198	209	Region 5	47.84688995	50.50505051

Calhoun	F	40-49 years	NH Other Race		131	207	140	Region 5	93.57142857	63.28502416
Calhoun	F	50-64 years	NH Other Race		323	455	143	Region 5	225.8741259	70.98901099
Calhoun	F	5-11 years	NH Other Race	<=10		38	450	Region 5	1.777777778	21.05263158
Calhoun	F	65-74 years	NH Other Race		404	479	57	Region 5	708.7719298	84.34237996
Calhoun	F	75+ years	NH Other Race		370	459	<50	Region 5	948.7179487	80.61002179
Calhoun	F	missing	NH Other Race	<=10	<=10					
Calhoun	F	under 5 years	NH Other Race	<=10	<=10					
Calhoun	F	12-15 years	NH White		341	965	2334	Region 5	14.6101114	35.33678757
Calhoun	F	16-19 years	NH White		469	1031	2395	Region 5	19.58246347	45.48981571
Calhoun	F	20-29 years	NH White		1107	2514	6106	Region 5	18.12970848	44.03341289
Calhoun	F	30-39 years	NH White		1374	2865	6062	Region 5	22.66578687	47.95811518
Calhoun	F	40-49 years	NH White		1827	3299	6340	Region 5	28.8170347	55.38041831
Calhoun	F	50-64 years	NH White		4765	6966	11440	Region 5	41.6520979	68.40367499
Calhoun	F	5-11 years	NH White		256	796	3851	Region 5	6.647623994	32.16080402
Calhoun	F	65-74 years	NH White		3807	4730	6457	Region 5	58.95926901	80.48625793
Calhoun	F	75+ years	NH White		2865	3525	5414	Region 5	52.91835981	81.27659575
Calhoun	F	missing	NH White	<=10	<=10					
Calhoun	F	under 5 years	NH White	<=10	<=10					66.66666667
Calhoun	F	12-15 years	Unknown		18	64				28.125
Calhoun	F	16-19 years	Unknown		32	118				27.11864407
Calhoun	F	20-29 years	Unknown		132	395				33.41772152
Calhoun	F	30-39 years	Unknown		187	468				39.95726496
Calhoun	F	40-49 years	Unknown		213	454				46.91629956
Calhoun	F	50-64 years	Unknown		382	756				50.52910053
Calhoun	F	5-11 years	Unknown		16	48				33.33333333
Calhoun	F	65-74 years	Unknown		300	482				62.2406639
Calhoun	F	75+ years	Unknown		264	383				68.92950392
Calhoun	F	missing	Unknown	<=10	<=10					
Calhoun	F	under 5 years	Unknown	<=10	<=10					0
Calhoun	M	12-15 years	Hispanic		62	166	315	Region 5	19.68253968	37.34939759
Calhoun	M	16-19 years	Hispanic		41	133	328	Region 5	12.5	30.82706767
Calhoun	M	20-29 years	Hispanic		55	185	622	Region 5	8.84244373	29.72972973
Calhoun	M	30-39 years	Hispanic		75	244	570	Region 5	13.15789474	30.73770492
Calhoun	M	40-49 years	Hispanic		103	250	454	Region 5	22.68722467	41.2
Calhoun	M	50-64 years	Hispanic		168	309	420	Region 5	40	54.36893204
Calhoun	M	5-11 years	Hispanic		40	121	505	Region 5	7.920792079	33.05785124
Calhoun	M	65-74 years	Hispanic		85	108	138	Region 5	61.5942029	78.7037037
Calhoun	M	75+ years	Hispanic		31	38	78	Region 5	39.74358974	81.57894737
Calhoun	M	missing	Hispanic	<=10	<=10					
Calhoun	M	under 5 years	Hispanic	<=10	<=10					50
Calhoun	M	16-19 years	NH American Indian/Alaska Native	<=10	<=10	<50	Region 5	10.34482759	33.33333333	
Calhoun	M	20-29 years	NH American Indian/Alaska Native		12	29	<50	Region 5	25	41.37931035
Calhoun	M	30-39 years	NH American Indian/Alaska Native		15	30	<50	Region 5	34.09090909	50
Calhoun	M	40-49 years	NH American Indian/Alaska Native		19	28	<50	Region 5	38.7755102	67.85714286
Calhoun	M	50-64 years	NH American Indian/Alaska Native		37	52	100	Region 5	37	71.15384615
Calhoun	M	5-11 years	NH American Indian/Alaska Native	<=10	<=10	<50	Region 5	8.108108108	60	
Calhoun	M	65-74 years	NH American Indian/Alaska Native	<=10	<=10	<50	Region 5	57.57575758	90.47619048	
Calhoun	M	75+ years	NH American Indian/Alaska Native	<=10	<=10	<50	Region 5	41.17647059	77.77777778	
Calhoun	M	under 5 years	NH American Indian/Alaska Native	<=10	<=10					0
Calhoun	M	12-15 years	NH Asian/Native Hawaiian/Other Pacific Islands		20	40	65	Region 5	30.76923077	50
Calhoun	M	16-19 years	NH Asian/Native Hawaiian/Other Pacific Islands		16	30	76	Region 5	21.05263158	53.33333333
Calhoun	M	20-29 years	NH Asian/Native Hawaiian/Other Pacific Islands		37	99	342	Region 5	10.81871345	37.37373737
Calhoun	M	30-39 years	NH Asian/Native Hawaiian/Other Pacific Islands		74	168	367	Region 5	20.16348774	44.04761905
Calhoun	M	40-49 years	NH Asian/Native Hawaiian/Other Pacific Islands		82	130	248	Region 5	33.06451613	63.07692308
Calhoun	M	50-64 years	NH Asian/Native Hawaiian/Other Pacific Islands		84	121	207	Region 5	40.57971015	69.4214876
Calhoun	M	5-11 years	NH Asian/Native Hawaiian/Other Pacific Islands		38	95	224	Region 5	16.96428571	40
Calhoun	M	65-74 years	NH Asian/Native Hawaiian/Other Pacific Islands		33	38	89	Region 5	37.07865169	86.84210526
Calhoun	M	75+ years	NH Asian/Native Hawaiian/Other Pacific Islands		16	23	<50	Region 5	34.04255319	69.56521739
Calhoun	M	missing	NH Asian/Native Hawaiian/Other Pacific Islands	<=10	<=10					
Calhoun	M	under 5 years	NH Asian/Native Hawaiian/Other Pacific Islands	<=10	<=10					
Calhoun	M	12-15 years	NH Black		27	102	468	Region 5	5.769230769	26.47058824
Calhoun	M	16-19 years	NH Black		39	122	467	Region 5	8.35117773	31.96721312
Calhoun	M	20-29 years	NH Black		69	287	1052	Region 5	6.558935361	24.04181185
Calhoun	M	30-39 years	NH Black		123	328	862	Region 5	14.26914153	37.5
Calhoun	M	40-49 years	NH Black		140	344	746	Region 5	18.76675603	40.69767442
Calhoun	M	50-64 years	NH Black		527	824	1252	Region 5	42.09265176	63.95631068
Calhoun	M	5-11 years	NH Black		30	122	894	Region 5	3.355704698	24.59016393
Calhoun	M	65-74 years	NH Black		329	429	609	Region 5	54.02298851	76.68997669
Calhoun	M	75+ years	NH Black		146	190	320	Region 5	45.625	76.84210526
Calhoun	M	missing	NH Black	<=10	<=10					
Calhoun	M	under 5 years	NH Black	<=10	<=10					
Calhoun	M	12-15 years	NH Other Race		14	49	257	Region 5	5.447470817	28.57142857
Calhoun	M	16-19 years	NH Other Race		32	79	223	Region 5	14.34977579	40.50632911
Calhoun	M	20-29 years	NH Other Race		52	131	338	Region 5	15.38461539	39.69465649
Calhoun	M	30-39 years	NH Other Race		79	186	176	Region 5	44.88636364	42.47311828
Calhoun	M	40-49 years	NH Other Race		111	198	115	Region 5	96.52173913	56.06060606
Calhoun	M	50-64 years	NH Other Race		254	374	143	Region 5	177.6223776	67.9144385
Calhoun	M	5-11 years	NH Other Race	<=10		31	458	Region 5	1.965065502	29.03225807
Calhoun	M	65-74 years	NH Other Race		321	386	61	Region 5	526.2295082	83.16062176
Calhoun	M	75+ years	NH Other Race		245	286	<50	Region 5	612.5	85.66433566
Calhoun	M	missing	NH Other Race	<=10	<=10					
Calhoun	M	under 5 years	NH Other Race	<=10	<=10					0
Calhoun	M	12-15 years	NH White		328	952	2441	Region 5	13.43711594	34.45378151
Calhoun	M	16-19 years	NH White		349	891	2576	Region 5	13.54813665	39.1694725
Calhoun	M	20-29 years	NH White		703	1937	6254	Region 5	11.24080588	36.29323696
Calhoun	M	30-39 years	NH White		1024	2331	5825	Region 5	17.57939914	43.92964393
Calhoun	M	40-49 years	NH White		1378	2691	6116	Region 5	22.53106606	51.20772947
Calhoun	M	50-64 years	NH White		3826	5930	11018	Region 5	34.72499546	64.51939292
Calhoun	M	5-11 years	NH White		245	791	3982	Region 5	6.152687092	30.97345133
Calhoun	M	65-74 years	NH White		3072	3849	5742	Region 5	53.50052247	79.81293843
Calhoun	M	75+ years	NH White		1917	2391	3680	Region 5	52.0923913	80.17565872
Calhoun	M	missing	NH White	<=10	<=10					
Calhoun	M	under 5 years	NH White	<=10	<=10					0
Calhoun	M	12-15 years	Unknown	<=10	<=10	110				9.090909091

Calhoun	M	16-19 years	Unknown	43	156				27.56410256
Calhoun	M	20-29 years	Unknown	115	419				27.44630072
Calhoun	M	30-39 years	Unknown	179	531				33.70998117
Calhoun	M	40-49 years	Unknown	191	525				36.38095238
Calhoun	M	50-64 years	Unknown	412	872				47.24770642
Calhoun	M	5-11 years	Unknown	17	85				20
Calhoun	M	65-74 years	Unknown	307	462				66.45021645
Calhoun	M	75+ years	Unknown	189	280				67.5
Calhoun	M	missing	Unknown	<=10	<=10				
Calhoun	M	under 5 years	Unknown	<=10	<=10				
Calhoun	U	40-49 years	NH Black	<=10	<=10				0
Calhoun	U	50-64 years	NH Black	<=10	<=10				50
Calhoun	U	50-64 years	NH Other Race	<=10	<=10				0
Calhoun	U	20-29 years	NH White	<=10	<=10				50
Calhoun	U	30-39 years	NH White	<=10	<=10				50
Calhoun	U	40-49 years	NH White	<=10	<=10				66.66666667
Calhoun	U	50-64 years	NH White	<=10	<=10				77.77777778
Calhoun	U	65-74 years	NH White	<=10	<=10				100
Calhoun	U	16-19 years	Unknown	<=10	<=10				50
Calhoun	U	20-29 years	Unknown	<=10	<=10				20
Calhoun	U	30-39 years	Unknown	<=10	<=10				0
Calhoun	U	40-49 years	Unknown	<=10	<=10				40
Calhoun	U	50-64 years	Unknown	<=10	<=10	11			0
Calhoun	U	65-74 years	Unknown	<=10	<=10				0
Cass	F	12-15 years	Hispanic	<=10	35	87 Region 5	4.597701149	11.42857143	
Cass	F	16-19 years	Hispanic	<=10	25	72 Region 5	6.944444444	20	
Cass	F	20-29 years	Hispanic	23	65	153 Region 5	15.03267974	35.38461539	
Cass	F	30-39 years	Hispanic	22	59	119 Region 5	18.48739496	37.28813559	
Cass	F	40-49 years	Hispanic	35	68	96 Region 5	36.45833333	51.47058824	
Cass	F	50-64 years	Hispanic	43	67	86 Region 5	50	64.17910448	
Cass	F	5-11 years	Hispanic	<=10	15	189 Region 5	0.529100529	6.666666667	
Cass	F	65-74 years	Hispanic	21	35 <50	Region 5	60	60	
Cass	F	75+ years	Hispanic	13	20 <50	Region 5	65	65	
Cass	F	missing	Hispanic	<=10	<=10				
Cass	F	12-15 years	NH American Indian/Alaska Native	<=10	<=10	<50 Region 5	5.263157895	14.28571429	
Cass	F	16-19 years	NH American Indian/Alaska Native	<=10	<=10	<50 Region 5	6.666666667	14.28571429	
Cass	F	20-29 years	NH American Indian/Alaska Native	<=10	<=10	<50 Region 5	7.894736842	37.5	
Cass	F	30-39 years	NH American Indian/Alaska Native	<=10	<=10	16 <50 Region 5	22.85714286	50	
Cass	F	40-49 years	NH American Indian/Alaska Native	<=10	<=10	<50 Region 5	20.58823529	70	
Cass	F	50-64 years	NH American Indian/Alaska Native	16	25	56 Region 5	28.57142857	64	
Cass	F	5-11 years	NH American Indian/Alaska Native	<=10	<=10	<50 Region 5	0	0	
Cass	F	65-74 years	NH American Indian/Alaska Native	11	14 <50	Region 5	27.5	78.57142857	
Cass	F	75+ years	NH American Indian/Alaska Native	<=10	<=10	<50 Region 5	54.54545455	85.71428571	
Cass	F	16-19 years	NH Asian/Native Hawaiian/Other Pacific Islands	<=10	<=10	<50 Region 5	7.142857143	50	
Cass	F	20-29 years	NH Asian/Native Hawaiian/Other Pacific Islands	<=10	<=10	<50 Region 5	2.380952381	33.33333333	
Cass	F	30-39 years	NH Asian/Native Hawaiian/Other Pacific Islands	<=10	<=10	<50 Region 5	0	0	
Cass	F	40-49 years	NH Asian/Native Hawaiian/Other Pacific Islands	<=10	<=10	<50 Region 5	6.060606061	28.57142857	
Cass	F	50-64 years	NH Asian/Native Hawaiian/Other Pacific Islands	<=10	<=10	16 58 Region 5	15.51724138	56.25	
Cass	F	5-11 years	NH Asian/Native Hawaiian/Other Pacific Islands	<=10	<=10	<50 Region 5	0	0	
Cass	F	65-74 years	NH Asian/Native Hawaiian/Other Pacific Islands	<=10	<=10	<50 Region 5	21.42857143	75	
Cass	F	75+ years	NH Asian/Native Hawaiian/Other Pacific Islands	<=10	<=10	<50 Region 5	33.33333333	100	
Cass	F	12-15 years	NH Black	<=10	16	62 Region 5	8.064516129	31.25	
Cass	F	16-19 years	NH Black	<=10	14	72 Region 5	2.777777778	14.28571429	
Cass	F	20-29 years	NH Black	12	48	145 Region 5	8.275862069	25	
Cass	F	30-39 years	NH Black	11	37	109 Region 5	10.09174312	29.72972973	
Cass	F	40-49 years	NH Black	29	56	134 Region 5	21.64179105	51.78571429	
Cass	F	50-64 years	NH Black	78	131	255 Region 5	30.58823529	59.54198473	
Cass	F	5-11 years	NH Black	<=10	<=10	89 Region 5	2.247191011	33.33333333	
Cass	F	65-74 years	NH Black	63	87	158 Region 5	39.87341772	72.4137931	
Cass	F	75+ years	NH Black	56	70	126 Region 5	44.44444444	80	
Cass	F	12-15 years	NH Other Race	<=10	<=10	79 Region 5	0	0	
Cass	F	16-19 years	NH Other Race	<=10	11	69 Region 5	4.347826087	27.27272727	
Cass	F	20-29 years	NH Other Race	<=10	23	105 Region 5	4.761904762	21.73913044	
Cass	F	30-39 years	NH Other Race	<=10	23	57 Region 5	15.78947368	39.13043478	
Cass	F	40-49 years	NH Other Race	23	48	54 Region 5	42.59259259	47.91666667	
Cass	F	50-64 years	NH Other Race	96	138	60 Region 5	160	69.56521739	
Cass	F	5-11 years	NH Other Race	<=10	<=10	99 Region 5	0	0	
Cass	F	65-74 years	NH Other Race	97	145 <50	Region 5	461.9047619	66.89655172	
Cass	F	75+ years	NH Other Race	94	136 <50	Region 5	235	69.11764706	
Cass	F	missing	NH Other Race	<=10	<=10				
Cass	F	12-15 years	NH White	59	214	1006 Region 5	5.864811133	27.57009346	
Cass	F	16-19 years	NH White	103	271	1010 Region 5	10.1980198	38.00738007	
Cass	F	20-29 years	NH White	187	525	2137 Region 5	8.750584932	35.61904762	
Cass	F	30-39 years	NH White	229	590	2355 Region 5	9.723991507	38.81355932	
Cass	F	40-49 years	NH White	340	727	2705 Region 5	12.56931608	46.76753783	
Cass	F	50-64 years	NH White	1141	1921	5292 Region 5	21.56084656	59.39614784	
Cass	F	5-11 years	NH White	42	146	1579 Region 5	2.659911336	28.76712329	
Cass	F	65-74 years	NH White	1037	1475	3185 Region 5	32.5588697	70.30508475	
Cass	F	75+ years	NH White	729	1050	2178 Region 5	33.47107438	69.42857143	
Cass	F	missing	NH White	<=10	<=10				
Cass	F	under 5 years	NH White	<=10	<=10				0
Cass	F	12-15 years	Unknown	<=10	15				26.66666667
Cass	F	16-19 years	Unknown	13	44				29.54545455
Cass	F	20-29 years	Unknown	40	127				31.49606299
Cass	F	30-39 years	Unknown	50	180				27.77777778
Cass	F	40-49 years	Unknown	77	259				29.72972973
Cass	F	50-64 years	Unknown	254	648				39.19753086
Cass	F	5-11 years	Unknown	<=10	26				7.692307692
Cass	F	65-74 years	Unknown	222	493				45.03042596
Cass	F	75+ years	Unknown	129	323				39.9380805
Cass	F	missing	Unknown	<=10	<=10				
Cass	F	under 5 years	Unknown	<=10	<=10				0
Cass	M	12-15 years	Hispanic	<=10	32	109 Region 5	3.669724771	12.5	
Cass	M	16-19 years	Hispanic	11	35	82 Region 5	13.41463415	31.42857143	

Cass	M	20-29 years	Hispanic		42	88	194	Region 5	21.64948454	47.72727273
Cass	M	30-39 years	Hispanic		26	77	171	Region 5	15.20467836	33.76623377
Cass	M	40-49 years	Hispanic		34	75	131	Region 5	25.95419847	45.33333333
Cass	M	50-64 years	Hispanic		43	67	100	Region 5		43
Cass	M	5-11 years	Hispanic	<=10		12	194	Region 5	1.030927835	16.66666667
Cass	M	65-74 years	Hispanic		23	35	<50	Region 5	52.27272727	65.71428571
Cass	M	75+ years	Hispanic		11	13	<50	Region 5	47.82608696	84.61538462
Cass	M	missing	Hispanic	<=10	<=10					
Cass	M	12-15 years	NH American Indian/Alaska Native	<=10	<=10	<50		Region 5		0
Cass	M	16-19 years	NH American Indian/Alaska Native	<=10	<=10	<50		Region 5		20
Cass	M	20-29 years	NH American Indian/Alaska Native	<=10	<=10	11	<50	Region 5	11.11111111	36.36363636
Cass	M	30-39 years	NH American Indian/Alaska Native	<=10	<=10	13	<50	Region 5		25
Cass	M	40-49 years	NH American Indian/Alaska Native	<=10	<=10	11	<50	Region 5	13.33333333	36.36363636
Cass	M	50-64 years	NH American Indian/Alaska Native		12	17	<50	Region 5		25
Cass	M	5-11 years	NH American Indian/Alaska Native	<=10	<=10	<50		Region 5		0
Cass	M	65-74 years	NH American Indian/Alaska Native		12	15	<50	Region 5	36.36363636	80
Cass	M	75+ years	NH American Indian/Alaska Native	<=10	<=10	<50		Region 5	31.25	62.5
Cass	M	12-15 years	NH Asian/Native Hawaiian/Other Pacific Islands	<=10	<=10	<50		Region 5		0
Cass	M	16-19 years	NH Asian/Native Hawaiian/Other Pacific Islands	<=10	<=10	<50		Region 5	8.33333333	25
Cass	M	20-29 years	NH Asian/Native Hawaiian/Other Pacific Islands	<=10	<=10	<50		Region 5	12.19512195	71.42857143
Cass	M	30-39 years	NH Asian/Native Hawaiian/Other Pacific Islands	<=10	<=10	<50		Region 5	5.882352941	16.66666667
Cass	M	40-49 years	NH Asian/Native Hawaiian/Other Pacific Islands	<=10	<=10	<50		Region 5	5.882352941	25
Cass	M	50-64 years	NH Asian/Native Hawaiian/Other Pacific Islands	<=10	<=10	<50		Region 5	13.79310345	44.44444444
Cass	M	5-11 years	NH Asian/Native Hawaiian/Other Pacific Islands	<=10	<=10	<50		Region 5		0
Cass	M	65-74 years	NH Asian/Native Hawaiian/Other Pacific Islands	<=10	<=10	<50		Region 5		25
Cass	M	75+ years	NH Asian/Native Hawaiian/Other Pacific Islands	<=10	<=10	<50		Region 5	33.33333333	50
Cass	M	12-15 years	NH Black	<=10		20	68	Region 5	4.411764706	15
Cass	M	16-19 years	NH Black	<=10		17	76	Region 5	2.631578947	11.76470588
Cass	M	20-29 years	NH Black		14	57	192	Region 5	7.291666667	24.56140351
Cass	M	30-39 years	NH Black		13	32	184	Region 5	7.065217391	40.625
Cass	M	40-49 years	NH Black		26	66	165	Region 5	15.75757576	39.39393939
Cass	M	50-64 years	NH Black		71	127	276	Region 5	25.72463768	55.90551181
Cass	M	5-11 years	NH Black	<=10		11	111	Region 5	0.9090909091	9.090909091
Cass	M	65-74 years	NH Black		57	76	146	Region 5	39.04109589	75
Cass	M	75+ years	NH Black		45	59	110	Region 5	40.90909091	76.27118644
Cass	M	12-15 years	NH Other Race	<=10	<=10			Region 5		0
Cass	M	16-19 years	NH Other Race	<=10	<=10			Region 5	1.111111111	33.33333333
Cass	M	20-29 years	NH Other Race	<=10	<=10	15	127	Region 5	7.086614173	60
Cass	M	30-39 years	NH Other Race	<=10		16	69	Region 5	11.5942029	50
Cass	M	40-49 years	NH Other Race		18	37	<50	Region 5		37.5
Cass	M	50-64 years	NH Other Race		50	98	76	Region 5	65.78947368	51.02040816
Cass	M	5-11 years	NH Other Race	<=10	<=10			Region 5	0.704225352	100
Cass	M	65-74 years	NH Other Race		79	115	<50	Region 5		316
Cass	M	75+ years	NH Other Race		71	96	<50	Region 5		221.875
Cass	M	missing	NH Other Race	<=10	<=10					
Cass	M	12-15 years	NH White		38	202	1095	Region 5	3.470319635	18.81188119
Cass	M	16-19 years	NH White		59	215	965	Region 5	6.113989637	27.44186047
Cass	M	20-29 years	NH White		136	450	2336	Region 5	5.821917808	30.22222222
Cass	M	30-39 years	NH White		176	482	2349	Region 5	7.492550021	36.51452282
Cass	M	40-49 years	NH White		252	616	2668	Region 5	9.445277361	40.90909091
Cass	M	50-64 years	NH White		939	1782	5264	Region 5	17.8381459	52.69360269
Cass	M	5-11 years	NH White		27	169	1693	Region 5	1.594802126	15.97633136
Cass	M	65-74 years	NH White		929	1340	3099	Region 5	29.97741207	69.32835821
Cass	M	75+ years	NH White		539	763	1745	Region 5	30.88825215	70.64220184
Cass	M	missing	NH White	<=10	<=10					
Cass	M	under 5 years	NH White	<=10	<=10					50
Cass	M	12-15 years	Unknown	<=10			20			15
Cass	M	16-19 years	Unknown	<=10			43			20.93023256
Cass	M	20-29 years	Unknown		29	107				27.10280374
Cass	M	30-39 years	Unknown		51	185				27.56756757
Cass	M	40-49 years	Unknown		74	225				32.88888889
Cass	M	50-64 years	Unknown		240	637				37.67660911
Cass	M	5-11 years	Unknown	<=10			35			20
Cass	M	65-74 years	Unknown		181	433				41.80138568
Cass	M	75+ years	Unknown		121	295				41.01694915
Cass	M	missing	Unknown	<=10	<=10					
Cass	M	under 5 years	Unknown	<=10	<=10					0
Cass	U	30-39 years	NH White	<=10	<=10					0
Cass	U	40-49 years	NH White	<=10	<=10					0
Cass	U	50-64 years	NH White	<=10	<=10					100
Cass	U	75+ years	NH White	<=10	<=10					0
Cass	U	30-39 years	Unknown	<=10	<=10					0
Cass	U	40-49 years	Unknown	<=10	<=10					100
Cass	U	50-64 years	Unknown	<=10	<=10					0
Cass	U	65-74 years	Unknown	<=10	<=10					0
Charlevoix	F	12-15 years	Hispanic	<=10		16	<50	Region 7		45
Charlevoix	F	16-19 years	Hispanic	<=10	<=10	<50		Region 7	21.42857143	42.85714286
Charlevoix	F	20-29 years	Hispanic	<=10	<=10	18	<50	Region 7	23.52941177	44.44444444
Charlevoix	F	30-39 years	Hispanic	<=10	<=10	14	<50	Region 7	8.695652174	28.57142857
Charlevoix	F	40-49 years	Hispanic	<=10	<=10	<50		Region 7	22.22222222	80
Charlevoix	F	50-64 years	Hispanic		15	32	<50	Region 7	31.91489362	46.875
Charlevoix	F	5-11 years	Hispanic	<=10	<=10	<50		Region 7	3.846153846	25
Charlevoix	F	65-74 years	Hispanic		11	14	<50	Region 7	30.55555556	78.57142857
Charlevoix	F	75+ years	Hispanic	<=10	<=10	<50		Region 7		125
Charlevoix	F	under 5 years	Hispanic	<=10	<=10					0
Charlevoix	F	12-15 years	NH American Indian/Alaska Native	<=10	<=10	<50		Region 7		0
Charlevoix	F	16-19 years	NH American Indian/Alaska Native	<=10	<=10	<50		Region 7	100	57.14285714
Charlevoix	F	20-29 years	NH American Indian/Alaska Native	<=10	<=10	12	<50	Region 7	13.04347826	25
Charlevoix	F	30-39 years	NH American Indian/Alaska Native	<=10	<=10	<50		Region 7	4.166666667	14.28571429
Charlevoix	F	40-49 years	NH American Indian/Alaska Native		11	18	<50	Region 7	52.38095238	61.11111111
Charlevoix	F	50-64 years	NH American Indian/Alaska Native		20	23	<50	Region 7	52.63157895	86.95652174
Charlevoix	F	5-11 years	NH American Indian/Alaska Native	<=10	<=10	<50		Region 7		0
Charlevoix	F	65-74 years	NH American Indian/Alaska Native	<=10	<=10	<50		Region 7	27.27272727	66.66666667
Charlevoix	F	75+ years	NH American Indian/Alaska Native	<=10	<=10	<50		Region 7	33.33333333	100

Charlevoix	F	12-15 years	NH Asian/Native Hawaiian/Other Pacific Islands	<=10	<=10	<50	Region 7	20	33.33333333
Charlevoix	F	16-19 years	NH Asian/Native Hawaiian/Other Pacific Islands	<=10	<=10	<50	Region 7	60	100
Charlevoix	F	20-29 years	NH Asian/Native Hawaiian/Other Pacific Islands	<=10	<=10	<50	Region 7	20	100
Charlevoix	F	30-39 years	NH Asian/Native Hawaiian/Other Pacific Islands	<=10	<=10	<50	Region 7	29.41176471	55.55555556
Charlevoix	F	40-49 years	NH Asian/Native Hawaiian/Other Pacific Islands	<=10	<=10	<50	Region 7	16.66666667	50
Charlevoix	F	50-64 years	NH Asian/Native Hawaiian/Other Pacific Islands	<=10	<=10	<50	Region 7	20	80
Charlevoix	F	5-11 years	NH Asian/Native Hawaiian/Other Pacific Islands	<=10	<=10	<50	Region 7	0	0
Charlevoix	F	65-74 years	NH Asian/Native Hawaiian/Other Pacific Islands	<=10	<=10	<50	Region 7	28.57142857	66.66666667
Charlevoix	F	75+ years	NH Asian/Native Hawaiian/Other Pacific Islands	<=10	<=10	<50	Region 7	80	80
Charlevoix	F	12-15 years	NH Black	<=10	<=10	<50	Region 7	50	33.33333333
Charlevoix	F	16-19 years	NH Black	<=10	<=10	<50	Region 7	150	50
Charlevoix	F	20-29 years	NH Black	<=10	<=10	<50	Region 7	15.38461539	40
Charlevoix	F	30-39 years	NH Black	<=10	<=10	<50	Region 7	25	50
Charlevoix	F	40-49 years	NH Black	<=10	<=10	<50	Region 7	0	0
Charlevoix	F	50-64 years	NH Black	<=10	<=10	<50	Region 7	37.5	100
Charlevoix	F	5-11 years	NH Black	<=10	<=10	<50	Region 7	0	0
Charlevoix	F	65-74 years	NH Black	<=10	<=10	<50	Region 7	50	100
Charlevoix	F	75+ years	NH Black	<=10	<=10	<50	Region 7	50	100
Charlevoix	F	12-15 years	NH Other Race	<=10	<=10	<50	Region 7	0	0
Charlevoix	F	16-19 years	NH Other Race	<=10	<=10	<50	Region 7	8.333333333	50
Charlevoix	F	20-29 years	NH Other Race	<=10		15 <50	Region 7	17.07317073	46.66666667
Charlevoix	F	30-39 years	NH Other Race		13	24 <50	Region 7	54.16666667	54.16666667
Charlevoix	F	40-49 years	NH Other Race		17	27 <50	Region 7	85	62.96296296
Charlevoix	F	50-64 years	NH Other Race		78	106 <50	Region 7	229.4117647	73.58490566
Charlevoix	F	5-11 years	NH Other Race	<=10	<=10	<50	Region 7	5.555555556	50
Charlevoix	F	65-74 years	NH Other Race		100	116 <50	Region 7	1250	86.20689655
Charlevoix	F	75+ years	NH Other Race		89	128 <50	Region 7	809.0909091	69.53125
Charlevoix	F	missing	NH Other Race	<=10	<=10				
Charlevoix	F	12-15 years	NH White		110	269	568 Region 7	19.36619718	40.89219331
Charlevoix	F	16-19 years	NH White		160	310	483 Region 7	33.126294	51.61290323
Charlevoix	F	20-29 years	NH White		239	535	1170 Region 7	20.42735043	44.6728972
Charlevoix	F	30-39 years	NH White		392	716	1215 Region 7	32.26337449	54.74860335
Charlevoix	F	40-49 years	NH White		459	721	1232 Region 7	37.25649351	63.66158114
Charlevoix	F	50-64 years	NH White		1550	2098	3023 Region 7	51.2735693	73.87988561
Charlevoix	F	5-11 years	NH White		63	200	802 Region 7	7.855361596	31.5
Charlevoix	F	65-74 years	NH White		1323	1548	1950 Region 7	67.84615385	85.46511628
Charlevoix	F	75+ years	NH White		897	1053	1392 Region 7	64.43965517	85.18518519
Charlevoix	F	missing	NH White	<=10	<=10				
Charlevoix	F	under 5 years	NH White	<=10		12			16.66666667
Charlevoix	F	12-15 years	Unknown	<=10	<=10				40
Charlevoix	F	16-19 years	Unknown	<=10		25			36
Charlevoix	F	20-29 years	Unknown		25	69			36.23188406
Charlevoix	F	30-39 years	Unknown		42	89			47.19101124
Charlevoix	F	40-49 years	Unknown		45	92			48.91304348
Charlevoix	F	50-64 years	Unknown		169	252			67.06349206
Charlevoix	F	5-11 years	Unknown	<=10		11			18.18181818
Charlevoix	F	65-74 years	Unknown		81	129			62.79069767
Charlevoix	F	75+ years	Unknown		86	143			60.13986014
Charlevoix	F	missing	Unknown	<=10	<=10				
Charlevoix	F	under 5 years	Unknown	<=10	<=10				
Charlevoix	M	12-15 years	Hispanic	<=10	<=10	<50	Region 7	8.695652174	28.57142857
Charlevoix	M	16-19 years	Hispanic	<=10	<=10	<50	Region 7	12.5	12.5
Charlevoix	M	20-29 years	Hispanic	<=10	<=10	28 <50	Region 7	13.95348837	21.42857143
Charlevoix	M	30-39 years	Hispanic	<=10	<=10	21 <50	Region 7	21.73913044	47.61904762
Charlevoix	M	40-49 years	Hispanic	<=10	<=10	11 <50	Region 7	14.28571429	45.45454546
Charlevoix	M	50-64 years	Hispanic		12	19 <50	Region 7	48	63.15789474
Charlevoix	M	5-11 years	Hispanic	<=10	<=10	<50	Region 7	0	0
Charlevoix	M	65-74 years	Hispanic		14	15 <50	Region 7	100	93.33333333
Charlevoix	M	75+ years	Hispanic	<=10	<=10	<50	Region 7	37.5	100
Charlevoix	M	under 5 years	Hispanic	<=10	<=10				
Charlevoix	M	12-15 years	NH American Indian/Alaska Native	<=10	<=10	<50	Region 7	14.28571429	25
Charlevoix	M	16-19 years	NH American Indian/Alaska Native	<=10	<=10	<50	Region 7	37.5	50
Charlevoix	M	20-29 years	NH American Indian/Alaska Native	<=10	<=10	<50	Region 7	3.333333333	20
Charlevoix	M	30-39 years	NH American Indian/Alaska Native	<=10	<=10	<50	Region 7	8.333333333	20
Charlevoix	M	40-49 years	NH American Indian/Alaska Native	<=10	<=10	<50	Region 7	33.33333333	75
Charlevoix	M	50-64 years	NH American Indian/Alaska Native		27	33 <50	Region 7	58.69565217	81.81818182
Charlevoix	M	5-11 years	NH American Indian/Alaska Native	<=10	<=10	<50	Region 7	0	0
Charlevoix	M	65-74 years	NH American Indian/Alaska Native		15	17 <50	Region 7	100	88.23529412
Charlevoix	M	75+ years	NH American Indian/Alaska Native	<=10	<=10	<50	Region 7	25	66.66666667
Charlevoix	M	missing	NH American Indian/Alaska Native	<=10	<=10				
Charlevoix	M	12-15 years	NH Asian/Native Hawaiian/Other Pacific Islands	<=10	<=10	<50	Region 7	0	0
Charlevoix	M	16-19 years	NH Asian/Native Hawaiian/Other Pacific Islands	<=10	<=10	<50	Region 7	42.85714286	100
Charlevoix	M	20-29 years	NH Asian/Native Hawaiian/Other Pacific Islands	<=10	<=10	<50	Region 7	0	0
Charlevoix	M	30-39 years	NH Asian/Native Hawaiian/Other Pacific Islands	<=10	<=10	<50	Region 7	0	0
Charlevoix	M	40-49 years	NH Asian/Native Hawaiian/Other Pacific Islands	<=10	<=10	<50	Region 7	28.57142857	80
Charlevoix	M	50-64 years	NH Asian/Native Hawaiian/Other Pacific Islands	<=10	<=10	<50	Region 7	28.57142857	100
Charlevoix	M	5-11 years	NH Asian/Native Hawaiian/Other Pacific Islands	<=10	<=10	<50	Region 7	75	50
Charlevoix	M	65-74 years	NH Asian/Native Hawaiian/Other Pacific Islands	<=10	<=10	<50	Region 7	50	100
Charlevoix	M	12-15 years	NH Black	<=10	<=10	<50	Region 7	25	33.33333333
Charlevoix	M	16-19 years	NH Black	<=10	<=10	<50	Region 7	60	60
Charlevoix	M	20-29 years	NH Black	<=10	<=10	<50	Region 7	10	33.33333333
Charlevoix	M	30-39 years	NH Black	<=10	<=10	<50	Region 7	8.333333333	33.33333333
Charlevoix	M	40-49 years	NH Black	<=10	<=10	<50	Region 7	0	0
Charlevoix	M	50-64 years	NH Black	<=10	<=10	<50	Region 7	27.27272727	42.85714286
Charlevoix	M	5-11 years	NH Black	<=10	<=10	<50	Region 7	0	0
Charlevoix	M	65-74 years	NH Black	<=10	<=10	<50	Region 7	50	100
Charlevoix	M	12-15 years	NH Other Race	<=10	<=10	<50	Region 7	5.263157895	50
Charlevoix	M	16-19 years	NH Other Race	<=10	<=10	<50	Region 7	12	42.85714286
Charlevoix	M	20-29 years	NH Other Race	<=10	<=10	<50	Region 7	5.714285714	25
Charlevoix	M	30-39 years	NH Other Race		14	20 <50	Region 7	82.35294118	70
Charlevoix	M	40-49 years	NH Other Race		12	18 <50	Region 7	42.85714286	66.66666667
Charlevoix	M	50-64 years	NH Other Race		53	74 <50	Region 7	311.7647059	71.62162162
Charlevoix	M	5-11 years	NH Other Race	<=10	<=10	<50	Region 7	2.857142857	20
Charlevoix	M	65-74 years	NH Other Race		52	64 <50	Region 7	325	81.25

Charlevoix	M	75+ years	NH Other Race		76	99 <50	Region 7	1266.666667	76.76767677
Charlevoix	M	missing	NH Other Race	<=10	<=10				
Charlevoix	M	under 5 years	NH Other Race	<=10	<=10				
Charlevoix	M	12-15 years	NH White		111	242	561 Region 7	19.78609626	45.8677686
Charlevoix	M	16-19 years	NH White		135	289	525 Region 7	25.71428571	46.71280277
Charlevoix	M	20-29 years	NH White		171	477	1242 Region 7	13.76811594	35.84905666
Charlevoix	M	30-39 years	NH White		300	640	1260 Region 7	23.80952381	46.875
Charlevoix	M	40-49 years	NH White		371	631	1210 Region 7	30.66115703	58.7955626
Charlevoix	M	50-64 years	NH White		1280	1823	2958 Region 7	43.27248141	70.21393308
Charlevoix	M	5-11 years	NH White		62	199	812 Region 7	7.63546798	31.15577889
Charlevoix	M	65-74 years	NH White		1202	1414	1808 Region 7	66.48230089	85.00707214
Charlevoix	M	75+ years	NH White		765	889	1228 Region 7	62.29641694	86.05174353
Charlevoix	M	missing	NH White	<=10	<=10				
Charlevoix	M	under 5 years	NH White	<=10	<=10				83.33333333
Charlevoix	M	12-15 years	Unknown	<=10	<=10				60
Charlevoix	M	16-19 years	Unknown	<=10		28			32.14285714
Charlevoix	M	20-29 years	Unknown		17	66			25.75757576
Charlevoix	M	30-39 years	Unknown		39	99			39.39393939
Charlevoix	M	40-49 years	Unknown		56	107			52.3644486
Charlevoix	M	50-64 years	Unknown		125	243			51.44032922
Charlevoix	M	5-11 years	Unknown	<=10		11			9.090909091
Charlevoix	M	65-74 years	Unknown		81	128			63.28125
Charlevoix	M	75+ years	Unknown		70	116			60.34482759
Charlevoix	M	missing	Unknown	<=10	<=10				0
Charlevoix	M	under 5 years	Unknown	<=10	<=10				
Charlevoix	U	40-49 years	NH White	<=10	<=10				50
Charlevoix	U	50-64 years	NH White	<=10	<=10				100
Charlevoix	U	75+ years	NH White	<=10	<=10				100
Cheboygan	F	12-15 years	Hispanic	<=10	<=10	<50	Region 7	0	0
Cheboygan	F	16-19 years	Hispanic	<=10	<=10	<50	Region 7	9.090909091	16.66666667
Cheboygan	F	20-29 years	Hispanic	<=10	<=10	<50	Region 7	12.5	30
Cheboygan	F	30-39 years	Hispanic	<=10		19 <50	Region 7	24.13793103	36.84210526
Cheboygan	F	40-49 years	Hispanic	<=10		15 <50	Region 7	21.73913044	33.33333333
Cheboygan	F	50-64 years	Hispanic		26	37 <50	Region 7	100	70.27027027
Cheboygan	F	5-11 years	Hispanic	<=10	<=10	<50	Region 7	3.703703704	20
Cheboygan	F	65-74 years	Hispanic		24	26 <50	Region 7	266.6666667	92.30769231
Cheboygan	F	75+ years	Hispanic		20	22 <50	Region 7	250	90.90909091
Cheboygan	F	missing	Hispanic	<=10	<=10				
Cheboygan	F	12-15 years	NH American Indian/Alaska Native	<=10		11 <50	Region 7	23.80952381	45.45454546
Cheboygan	F	16-19 years	NH American Indian/Alaska Native	<=10		11 <50	Region 7	16.66666667	18.18181818
Cheboygan	F	20-29 years	NH American Indian/Alaska Native	<=10		19 <50	Region 7	14.58333333	36.84210526
Cheboygan	F	30-39 years	NH American Indian/Alaska Native	<=10		24 <50	Region 7	16.21621622	25
Cheboygan	F	40-49 years	NH American Indian/Alaska Native	<=10		14 <50	Region 7	20.45454546	64.28571429
Cheboygan	F	50-64 years	NH American Indian/Alaska Native		16	25	86 Region 7	18.60465116	64
Cheboygan	F	5-11 years	NH American Indian/Alaska Native	<=10	<=10	<50	Region 7	0	
Cheboygan	F	65-74 years	NH American Indian/Alaska Native	<=10		12	52 Region 7	17.30769231	75
Cheboygan	F	75+ years	NH American Indian/Alaska Native	<=10	<=10	<50	Region 7	15.38461539	100
Cheboygan	F	20-29 years	NH Asian/Native Hawaiian/Other Pacific Islands	<=10	<=10	<50	Region 7	9.090909091	33.33333333
Cheboygan	F	30-39 years	NH Asian/Native Hawaiian/Other Pacific Islands	<=10	<=10	<50	Region 7	0	0
Cheboygan	F	40-49 years	NH Asian/Native Hawaiian/Other Pacific Islands	<=10	<=10	<50	Region 7	33.33333333	60
Cheboygan	F	50-64 years	NH Asian/Native Hawaiian/Other Pacific Islands	<=10	<=10	<50	Region 7	40	85.71428571
Cheboygan	F	5-11 years	NH Asian/Native Hawaiian/Other Pacific Islands	<=10	<=10	<50	Region 7	0	0
Cheboygan	F	65-74 years	NH Asian/Native Hawaiian/Other Pacific Islands	<=10	<=10	<50	Region 7	25	100
Cheboygan	F	75+ years	NH Asian/Native Hawaiian/Other Pacific Islands	<=10	<=10	<50	Region 7	12.5	33.33333333
Cheboygan	F	12-15 years	NH Black	<=10	<=10	<50	Region 7	100	50
Cheboygan	F	16-19 years	NH Black	<=10	<=10	<50	Region 7	100	50
Cheboygan	F	20-29 years	NH Black	<=10		18 <50	Region 7	11.11111111	5.555555556
Cheboygan	F	30-39 years	NH Black	<=10		50 <50	Region 7	27.27272727	6
Cheboygan	F	40-49 years	NH Black	<=10		32 <50	Region 7	6.666666667	3.125
Cheboygan	F	50-64 years	NH Black	<=10		22 <50	Region 7	37.5	27.27272727
Cheboygan	F	5-11 years	NH Black	<=10	<=10	<50	Region 7	20	50
Cheboygan	F	75+ years	NH Black	<=10	<=10	<50	Region 7		100
Cheboygan	F	missing	NH Black	<=10	<=10				
Cheboygan	F	12-15 years	NH Other Race	<=10	<=10	<50	Region 7	0	0
Cheboygan	F	16-19 years	NH Other Race	<=10	<=10	<50	Region 7	6.666666667	66.66666667
Cheboygan	F	20-29 years	NH Other Race	<=10		11	59 Region 7	6.779661017	36.36363636
Cheboygan	F	30-39 years	NH Other Race	<=10		14 <50	Region 7	32.25806452	71.42857143
Cheboygan	F	40-49 years	NH Other Race	<=10	<=10	<50	Region 7	8.823529412	30
Cheboygan	F	50-64 years	NH Other Race		51	63 <50	Region 7	130.7692308	80.95238095
Cheboygan	F	5-11 years	NH Other Race	<=10	<=10	<50	Region 7	0	0
Cheboygan	F	65-74 years	NH Other Race		57	67 <50	Region 7	158.3333333	85.07462687
Cheboygan	F	75+ years	NH Other Race		42	51 <50	Region 7	420	82.35294118
Cheboygan	F	missing	NH Other Race	<=10	<=10				
Cheboygan	F	12-15 years	NH White		60	155	454 Region 7	13.21585903	38.70967742
Cheboygan	F	16-19 years	NH White		73	204	390 Region 7	18.71794872	35.78431373
Cheboygan	F	20-29 years	NH White		150	406	983 Region 7	15.25940997	36.94581281
Cheboygan	F	30-39 years	NH White		189	434	1058 Region 7	17.86389414	43.5483871
Cheboygan	F	40-49 years	NH White		323	555	1258 Region 7	25.67567568	58.1981982
Cheboygan	F	50-64 years	NH White		1087	1578	2952 Region 7	36.82249323	68.88466413
Cheboygan	F	5-11 years	NH White		28	111	574 Region 7	4.878048781	25.22522523
Cheboygan	F	65-74 years	NH White		982	1207	1993 Region 7	49.27245359	81.35874068
Cheboygan	F	75+ years	NH White		701	838	1514 Region 7	46.3011889	83.65155131
Cheboygan	F	missing	NH White	<=10	<=10				
Cheboygan	F	under 5 years	NH White	<=10	<=10				0
Cheboygan	F	12-15 years	Unknown	<=10	<=10				42.85714286
Cheboygan	F	16-19 years	Unknown	<=10		20			25
Cheboygan	F	20-29 years	Unknown		27	73			36.98630137
Cheboygan	F	30-39 years	Unknown		41	107			38.31775701
Cheboygan	F	40-49 years	Unknown		55	148			37.16216216
Cheboygan	F	50-64 years	Unknown		267	438			60.95890411
Cheboygan	F	5-11 years	Unknown	<=10	<=10				20
Cheboygan	F	65-74 years	Unknown		274	397			69.01763224
Cheboygan	F	75+ years	Unknown		240	381			62.99212598
Cheboygan	F	missing	Unknown	<=10	<=10				

Cheboygan	F	under 5 years	Unknown	<=10	<=10					0
Cheboygan	M	12-15 years	Hispanic	<=10	<=10	<50	Region 7	23.07692308	42.85714286	50
Cheboygan	M	16-19 years	Hispanic	<=10	<=10	<50	Region 7	13.33333333		50
Cheboygan	M	20-29 years	Hispanic	<=10		15 <50	Region 7	4.347826087	13.33333333	
Cheboygan	M	30-39 years	Hispanic	<=10		14 <50	Region 7	14.70588235	35.71428571	
Cheboygan	M	40-49 years	Hispanic	<=10		11 <50	Region 7	25.92592593	63.63636364	
Cheboygan	M	50-64 years	Hispanic		24	27 <50	Region 7		150	88.88888889
Cheboygan	M	5-11 years	Hispanic	<=10	<=10	<50	Region 7		4	33.33333333
Cheboygan	M	65-74 years	Hispanic		24	29 <50	Region 7	266.6666667	82.75862069	
Cheboygan	M	75+ years	Hispanic		19	21 <50	Region 7	316.6666667	90.47619048	
Cheboygan	M	missing	Hispanic	<=10	<=10					
Cheboygan	M	under 5 years	Hispanic	<=10	<=10					
Cheboygan	M	12-15 years	NH American Indian/Alaska Native	<=10	<=10	<50	Region 7	5.882352941		20
Cheboygan	M	16-19 years	NH American Indian/Alaska Native	<=10	<=10	<50	Region 7	11.53846154	33.33333333	
Cheboygan	M	20-29 years	NH American Indian/Alaska Native	<=10		12	51 Region 7	9.803921569	41.66666667	
Cheboygan	M	30-39 years	NH American Indian/Alaska Native	<=10		13 <50	Region 7	16.66666667	46.15384615	
Cheboygan	M	40-49 years	NH American Indian/Alaska Native		11	18 <50	Region 7	26.19047619	61.11111111	
Cheboygan	M	50-64 years	NH American Indian/Alaska Native		11	13	78 Region 7	14.1025641	84.61538462	
Cheboygan	M	5-11 years	NH American Indian/Alaska Native	<=10	<=10	<50	Region 7	4.347826087		50
Cheboygan	M	65-74 years	NH American Indian/Alaska Native	<=10		13 <50	Region 7	23.80952381	76.92307692	
Cheboygan	M	75+ years	NH American Indian/Alaska Native	<=10	<=10	<50	Region 7	14.28571429		100
Cheboygan	M	20-29 years	NH Asian/Native Hawaiian/Other Pacific Islands	<=10	<=10	<50	Region 7		0	0
Cheboygan	M	50-64 years	NH Asian/Native Hawaiian/Other Pacific Islands	<=10	<=10	<50	Region 7		40	80
Cheboygan	M	5-11 years	NH Asian/Native Hawaiian/Other Pacific Islands	<=10	<=10	<50	Region 7		0	0
Cheboygan	M	65-74 years	NH Asian/Native Hawaiian/Other Pacific Islands	<=10	<=10	<50	Region 7		40	66.66666667
Cheboygan	M	75+ years	NH Asian/Native Hawaiian/Other Pacific Islands	<=10	<=10	<50	Region 7		50	50
Cheboygan	M	12-15 years	NH Black	<=10	<=10	<50	Region 7		0	0
Cheboygan	M	16-19 years	NH Black	<=10	<=10	<50	Region 7		20	100
Cheboygan	M	20-29 years	NH Black	<=10		12 <50	Region 7	6.666666667	16.66666667	
Cheboygan	M	30-39 years	NH Black	<=10		17 <50	Region 7		10	5.882352941
Cheboygan	M	40-49 years	NH Black	<=10		13 <50	Region 7		12.5	15.38461539
Cheboygan	M	50-64 years	NH Black	<=10		11 <50	Region 7	15.78947368	27.27272727	
Cheboygan	M	65-74 years	NH Black	<=10	<=10	<50	Region 7	57.14285714		80
Cheboygan	M	12-15 years	NH Other Race	<=10	<=10	<50	Region 7		0	0
Cheboygan	M	16-19 years	NH Other Race	<=10	<=10	<50	Region 7	6.666666667		100
Cheboygan	M	20-29 years	NH Other Race	<=10	<=10		72 Region 7	1.388888889		12.5
Cheboygan	M	30-39 years	NH Other Race	<=10	<=10	<50	Region 7	6.896551724	28.57142857	
Cheboygan	M	40-49 years	NH Other Race	<=10	<=10	<50	Region 7		12	37.5
Cheboygan	M	50-64 years	NH Other Race		26	38 <50	Region 7		81.25	68.42105263
Cheboygan	M	5-11 years	NH Other Race	<=10	<=10	<50	Region 7	2.222222222		50
Cheboygan	M	65-74 years	NH Other Race		43	48 <50	Region 7	179.1666667	89.58333333	
Cheboygan	M	75+ years	NH Other Race		41	47 <50	Region 7	215.7894737	87.23404255	
Cheboygan	M	missing	NH Other Race	<=10	<=10					
Cheboygan	M	12-15 years	NH White		45	147	456 Region 7	9.868421053	30.6122449	
Cheboygan	M	16-19 years	NH White		53	150	485 Region 7	10.92783505	35.33333333	
Cheboygan	M	20-29 years	NH White		91	325	1052 Region 7	8.650190114		28
Cheboygan	M	30-39 years	NH White		133	350	1096 Region 7		12.1350365	38
Cheboygan	M	40-49 years	NH White		218	436	1213 Region 7	17.97197032		50
Cheboygan	M	50-64 years	NH White		832	1282	2856 Region 7	29.13165266	64.89859594	
Cheboygan	M	5-11 years	NH White		29	112	673 Region 7	4.309063893	25.89285714	
Cheboygan	M	65-74 years	NH White		910	1119	2031 Region 7	44.80551453	81.32260947	
Cheboygan	M	75+ years	NH White		529	640	1259 Region 7	42.01747419	82.65625	
Cheboygan	M	missing	NH White	<=10	<=10					
Cheboygan	M	under 5 years	NH White	<=10	<=10					0
Cheboygan	M	12-15 years	Unknown	<=10	<=10					0
Cheboygan	M	16-19 years	Unknown		11	24			45.83333333	
Cheboygan	M	20-29 years	Unknown		22	103			21.3592233	
Cheboygan	M	30-39 years	Unknown		41	99			41.41414141	
Cheboygan	M	40-49 years	Unknown		57	152			37.5	
Cheboygan	M	50-64 years	Unknown		245	461			53.14533623	
Cheboygan	M	5-11 years	Unknown	<=10	<=10					50
Cheboygan	M	65-74 years	Unknown		286	444			64.41441441	
Cheboygan	M	75+ years	Unknown		244	361			67.5900277	
Cheboygan	M	missing	Unknown	<=10	<=10					
Cheboygan	U	50-64 years	Hispanic	<=10	<=10					
Cheboygan	U	30-39 years	NH White	<=10	<=10					100
Cheboygan	U	40-49 years	NH White	<=10	<=10					0
Cheboygan	U	50-64 years	NH White	<=10	<=10					100
Cheboygan	U	20-29 years	Unknown	<=10	<=10					100
Chippewa	F	12-15 years	Hispanic	<=10	<=10	<50	Region 8		5	11.11111111
Chippewa	F	16-19 years	Hispanic	<=10	<=10	<50	Region 8	13.63636364		37.5
Chippewa	F	20-29 years	Hispanic		15	21	64 Region 8		23.4375	71.42857143
Chippewa	F	30-39 years	Hispanic	<=10		21	53 Region 8	13.20754717	33.33333333	
Chippewa	F	40-49 years	Hispanic	<=10		12 <50	Region 8	29.41176471	83.33333333	
Chippewa	F	50-64 years	Hispanic		22	29 <50	Region 8	47.82608696	75.86206897	
Chippewa	F	5-11 years	Hispanic	<=10	<=10		53 Region 8	1.886792453	16.66666667	
Chippewa	F	65-74 years	Hispanic		15	15 <50	Region 8	107.1428571		100
Chippewa	F	75+ years	Hispanic		22	23 <50	Region 8		440	95.65217391
Chippewa	F	missing	Hispanic	<=10	<=10					
Chippewa	F	under 5 years	Hispanic	<=10	<=10					
Chippewa	F	12-15 years	NH American Indian/Alaska Native		34	96	211 Region 8	16.11374408	35.41666667	
Chippewa	F	16-19 years	NH American Indian/Alaska Native		38	91	215 Region 8	17.67441861	41.75824176	
Chippewa	F	20-29 years	NH American Indian/Alaska Native		95	232	562 Region 8	16.90391459	40.94827586	
Chippewa	F	30-39 years	NH American Indian/Alaska Native		93	180	311 Region 8	29.90353698	51.66666667	
Chippewa	F	40-49 years	NH American Indian/Alaska Native		111	186	357 Region 8	31.09243698	59.67741936	
Chippewa	F	50-64 years	NH American Indian/Alaska Native		166	244	509 Region 8	32.6129666	68.03278689	
Chippewa	F	5-11 years	NH American Indian/Alaska Native	<=10		72	274 Region 8	2.189781022	8.33333333	
Chippewa	F	65-74 years	NH American Indian/Alaska Native		74	96	230 Region 8	32.17391304	77.08333333	
Chippewa	F	75+ years	NH American Indian/Alaska Native		20	24	121 Region 8	16.52892562	83.33333333	
Chippewa	F	missing	NH American Indian/Alaska Native	<=10	<=10					
Chippewa	F	under 5 years	NH American Indian/Alaska Native	<=10	<=10					100
Chippewa	F	12-15 years	NH Asian/Native Hawaiian/Other Pacific Islands	<=10	<=10	<50	Region 8	18.18181818		50
Chippewa	F	16-19 years	NH Asian/Native Hawaiian/Other Pacific Islands	<=10	<=10	<50	Region 8		10	100
Chippewa	F	20-29 years	NH Asian/Native Hawaiian/Other Pacific Islands	<=10	<=10	<50	Region 8	7.407407407		25

Chippewa	F	30-39 years	NH Asian/Native Hawaiian/Other Pacific Islands	<=10	<=10	<50	Region 8	12.5	42.85714286
Chippewa	F	40-49 years	NH Asian/Native Hawaiian/Other Pacific Islands	<=10	<=10	<50	Region 8	22.22222222	80
Chippewa	F	50-64 years	NH Asian/Native Hawaiian/Other Pacific Islands	<=10	<=10	<50	Region 8	29.16666667	70
Chippewa	F	5-11 years	NH Asian/Native Hawaiian/Other Pacific Islands	<=10	<=10	<50	Region 8	0	0
Chippewa	F	65-74 years	NH Asian/Native Hawaiian/Other Pacific Islands	<=10	<=10	<50	Region 8	11.11111111	66.66666667
Chippewa	F	75+ years	NH Asian/Native Hawaiian/Other Pacific Islands	<=10	<=10	<50	Region 8	12.5	100
Chippewa	F	12-15 years	NH Black	<=10	<=10	<50	Region 8	14.28571429	20
Chippewa	F	16-19 years	NH Black	<=10	<=10	<50	Region 8	50	50
Chippewa	F	20-29 years	NH Black	<=10	<=10	11 <50	Region 8	13.63636364	27.27272727
Chippewa	F	30-39 years	NH Black	<=10	<=10	<50	Region 8	21.42857143	75
Chippewa	F	40-49 years	NH Black	<=10	<=10	<50	Region 8	33.33333333	100
Chippewa	F	50-64 years	NH Black	<=10	<=10	<50	Region 8	10.34482759	60
Chippewa	F	5-11 years	NH Black	<=10	<=10	<50	Region 8	11.11111111	33.33333333
Chippewa	F	65-74 years	NH Black	<=10	<=10	<50	Region 8	100	100
Chippewa	F	12-15 years	NH Other Race	<=10	<=10	72 Region 8	4.16666667	100	
Chippewa	F	16-19 years	NH Other Race	<=10	<=10	63 Region 8	3.174603175	33.33333333	
Chippewa	F	20-29 years	NH Other Race	<=10		25 197 Region 8	4.568527919	36	
Chippewa	F	30-39 years	NH Other Race		25	43 99 Region 8	25.25252525	58.13953488	
Chippewa	F	40-49 years	NH Other Race		19	26 95 Region 8	20	73.07692308	
Chippewa	F	50-64 years	NH Other Race		75	100 136 Region 8	55.14705882	75	
Chippewa	F	5-11 years	NH Other Race	<=10	<=10	120 Region 8	0	0	
Chippewa	F	65-74 years	NH Other Race		139	154 <50 Region 8	315.9090909	90.25974026	
Chippewa	F	75+ years	NH Other Race		102	126 <50 Region 8	255	80.95238095	
Chippewa	F	missing	NH Other Race	<=10	<=10				
Chippewa	F	under 5 years	NH Other Race	<=10	<=10				0
Chippewa	F	12-15 years	NH White		78	236 437 Region 8	17.84897025	33.05084746	
Chippewa	F	16-19 years	NH White		72	199 511 Region 8	14.09001957	36.18090452	
Chippewa	F	20-29 years	NH White		200	489 1544 Region 8	12.95336788	40.8997955	
Chippewa	F	30-39 years	NH White		255	544 1208 Region 8	21.10927152	46.875	
Chippewa	F	40-49 years	NH White		299	546 1245 Region 8	24.01606426	54.76190476	
Chippewa	F	50-64 years	NH White		832	1255 2681 Region 8	31.03319657	66.29482072	
Chippewa	F	5-11 years	NH White		46	198 786 Region 8	5.852417303	23.23232323	
Chippewa	F	65-74 years	NH White		636	790 1684 Region 8	37.7672209	80.50632911	
Chippewa	F	75+ years	NH White		395	494 1461 Region 8	27.03627652	79.95951417	
Chippewa	F	missing	NH White	<=10	<=10				
Chippewa	F	under 5 years	NH White	<=10	<=10				40
Chippewa	F	12-15 years	Unknown	<=10		17			41.17647059
Chippewa	F	16-19 years	Unknown		34	96			35.41666667
Chippewa	F	20-29 years	Unknown		81	258			31.39534884
Chippewa	F	30-39 years	Unknown		153	343			44.60641399
Chippewa	F	40-49 years	Unknown		243	459			52.94117647
Chippewa	F	50-64 years	Unknown		652	996			65.46184739
Chippewa	F	5-11 years	Unknown	<=10		17			5.882352941
Chippewa	F	65-74 years	Unknown		554	713			77.69985975
Chippewa	F	75+ years	Unknown		442	600			73.66666667
Chippewa	F	missing	Unknown	<=10	<=10				
Chippewa	F	under 5 years	Unknown	<=10	<=10				0
Chippewa	M	12-15 years	Hispanic	<=10		12 <50 Region 8	42.85714286	50	
Chippewa	M	16-19 years	Hispanic	<=10	<=10	<50 Region 8	0	0	
Chippewa	M	20-29 years	Hispanic	<=10		24 72 Region 8	13.88888889	41.66666667	
Chippewa	M	30-39 years	Hispanic		11	21 76 Region 8	14.47368421	52.38095238	
Chippewa	M	40-49 years	Hispanic	<=10		14 59 Region 8	11.86440678	50	
Chippewa	M	50-64 years	Hispanic		15	19 <50 Region 8	31.25	78.94736842	
Chippewa	M	5-11 years	Hispanic	<=10	<=10	<50 Region 8	2.941176471	14.28571429	
Chippewa	M	65-74 years	Hispanic	<=10	<=10	<50 Region 8	133.3333333	88.88888889	
Chippewa	M	75+ years	Hispanic	<=10		12 <50 Region 8	166.6666667	83.33333333	
Chippewa	M	missing	Hispanic	<=10	<=10				
Chippewa	M	under 5 years	Hispanic	<=10	<=10				0
Chippewa	M	12-15 years	NH American Indian/Alaska Native		24	84 224 Region 8	10.71428571	28.57142857	
Chippewa	M	16-19 years	NH American Indian/Alaska Native		28	83 194 Region 8	14.43298969	33.73493976	
Chippewa	M	20-29 years	NH American Indian/Alaska Native		62	205 497 Region 8	12.4748491	30.24390244	
Chippewa	M	30-39 years	NH American Indian/Alaska Native		71	162 366 Region 8	19.3989071	43.82716049	
Chippewa	M	40-49 years	NH American Indian/Alaska Native		78	133 333 Region 8	23.42342342	58.64661654	
Chippewa	M	50-64 years	NH American Indian/Alaska Native		147	206 496 Region 8	29.63709677	71.3592233	
Chippewa	M	5-11 years	NH American Indian/Alaska Native		12	73 321 Region 8	3.738317757	16.43835616	
Chippewa	M	65-74 years	NH American Indian/Alaska Native		59	77 174 Region 8	33.90804598	76.62337662	
Chippewa	M	75+ years	NH American Indian/Alaska Native		25	30 106 Region 8	23.58490566	83.33333333	
Chippewa	M	under 5 years	NH American Indian/Alaska Native	<=10	<=10				0
Chippewa	M	12-15 years	NH Asian/Native Hawaiian/Other Pacific Islands	<=10	<=10	<50 Region 8	16.66666667	100	
Chippewa	M	16-19 years	NH Asian/Native Hawaiian/Other Pacific Islands	<=10	<=10	<50 Region 8	25	50	
Chippewa	M	20-29 years	NH Asian/Native Hawaiian/Other Pacific Islands	<=10	<=10	<50 Region 8	0	0	
Chippewa	M	30-39 years	NH Asian/Native Hawaiian/Other Pacific Islands	<=10	<=10	<50 Region 8	33.33333333	88.88888889	
Chippewa	M	40-49 years	NH Asian/Native Hawaiian/Other Pacific Islands	<=10	<=10	<50 Region 8	0	0	
Chippewa	M	50-64 years	NH Asian/Native Hawaiian/Other Pacific Islands	<=10	<=10	11 <50 Region 8	47.05882353	72.72727273	
Chippewa	M	5-11 years	NH Asian/Native Hawaiian/Other Pacific Islands	<=10	<=10	<50 Region 8	0	0	
Chippewa	M	65-74 years	NH Asian/Native Hawaiian/Other Pacific Islands	<=10	<=10	<50 Region 8	25	100	
Chippewa	M	75+ years	NH Asian/Native Hawaiian/Other Pacific Islands	<=10	<=10	<50 Region 8	16.66666667	100	
Chippewa	M	missing	NH Asian/Native Hawaiian/Other Pacific Islands	<=10	<=10				
Chippewa	M	12-15 years	NH Black	<=10	<=10	<50 Region 8	16.66666667	33.33333333	
Chippewa	M	16-19 years	NH Black	<=10	<=10	<50 Region 8	10.52631579	50	
Chippewa	M	20-29 years	NH Black	<=10		24 662 Region 8	1.057401813	29.16666667	
Chippewa	M	30-39 years	NH Black		32	57 831 Region 8	3.85078219	56.14035088	
Chippewa	M	40-49 years	NH Black		70	102 584 Region 8	11.98630137	68.62745098	
Chippewa	M	50-64 years	NH Black		76	94 305 Region 8	24.91803279	80.85106383	
Chippewa	M	5-11 years	NH Black	<=10	<=10	<50 Region 8	20	33.33333333	
Chippewa	M	65-74 years	NH Black	19	23 <50 Region 8	82.60869565	82.60869565		
Chippewa	M	75+ years	NH Black	<=10	<=10	<50 Region 8	0	0	
Chippewa	M	under 5 years	NH Black	<=10	<=10				
Chippewa	M	12-15 years	NH Other Race	<=10	<=10	88 Region 8	3.409090909	60	
Chippewa	M	16-19 years	NH Other Race	<=10	<=10	78 Region 8	3.846153846	30	
Chippewa	M	20-29 years	NH Other Race	<=10		38 190 Region 8	5.263157895	26.31578947	
Chippewa	M	30-39 years	NH Other Race	<=10		36 103 Region 8	9.708737864	27.77777778	
Chippewa	M	40-49 years	NH Other Race		12	24 84 Region 8	14.28571429	50	
Chippewa	M	50-64 years	NH Other Race		64	90 103 Region 8	62.13592233	71.11111111	

Chippewa	M	5-11 years	NH Other Race	<=10	<=10		152 Region 8	1.315789474	100
Chippewa	M	65-74 years	NH Other Race		127	151 <50	Region 8	309.7560976	84.10596027
Chippewa	M	75+ years	NH Other Race		77	85 <50	Region 8	385	90.58823529
Chippewa	M	missing	NH Other Race	<=10	<=10				
Chippewa	M	under 5 years	NH Other Race	<=10	<=10				0
Chippewa	M	12-15 years	NH White		78	281	481 Region 8	16.21621622	27.75800712
Chippewa	M	16-19 years	NH White		65	194	599 Region 8	10.85141903	33.50515464
Chippewa	M	20-29 years	NH White		143	455	2015 Region 8	7.096774194	31.42857143
Chippewa	M	30-39 years	NH White		203	458	1760 Region 8	11.53409091	44.32314411
Chippewa	M	40-49 years	NH White		256	509	1725 Region 8	14.84057971	50.29469548
Chippewa	M	50-64 years	NH White		715	1095	2973 Region 8	24.04978137	65.29680365
Chippewa	M	5-11 years	NH White		24	153	803 Region 8	2.98879203	15.68627451
Chippewa	M	65-74 years	NH White		547	687	1772 Region 8	30.86907449	79.62154294
Chippewa	M	75+ years	NH White		298	355	1205 Region 8	24.73029046	83.94366197
Chippewa	M	missing	NH White	<=10	<=10				
Chippewa	M	under 5 years	NH White	<=10	<=10				20
Chippewa	M	12-15 years	Unknown	<=10		17			29.41176471
Chippewa	M	16-19 years	Unknown		22	70			31.42857143
Chippewa	M	20-29 years	Unknown		78	282			27.65957447
Chippewa	M	30-39 years	Unknown		154	418			36.84210526
Chippewa	M	40-49 years	Unknown		351	679			51.69366716
Chippewa	M	50-64 years	Unknown		848	1367			62.03365033
Chippewa	M	5-11 years	Unknown	<=10		22			27.27272727
Chippewa	M	65-74 years	Unknown		567	760			74.60526316
Chippewa	M	75+ years	Unknown		404	523			77.24665392
Chippewa	M	missing	Unknown	<=10	<=10				0
Chippewa	M	under 5 years	Unknown	<=10	<=10				0
Chippewa	U	30-39 years	NH American Indian/Alaska Native	<=10	<=10				100
Chippewa	U	30-39 years	NH White	<=10	<=10				40
Chippewa	U	20-29 years	Unknown	<=10	<=10				0
Chippewa	U	30-39 years	Unknown	<=10	<=10				62.5
Chippewa	U	65-74 years	Unknown	<=10	<=10				0
Chippewa	U	75+ years	Unknown	<=10	<=10				100
Clare	F	12-15 years	Hispanic	<=10	<=10	<50	Region 6	5.555555556	40
Clare	F	16-19 years	Hispanic	<=10	<=10	<50	Region 6	29.41176471	55.55555556
Clare	F	20-29 years	Hispanic	<=10		16	53 Region 6	11.32075472	37.5
Clare	F	30-39 years	Hispanic	<=10		17 <50	Region 6	17.77777778	47.05882353
Clare	F	40-49 years	Hispanic	<=10	<=10	<50	Region 6	11.53846154	30
Clare	F	50-64 years	Hispanic		20	31 <50	Region 6	52.63157895	64.51612903
Clare	F	5-11 years	Hispanic	<=10	<=10	<50	Region 6	2.272727273	33.33333333
Clare	F	65-74 years	Hispanic		12	13 <50	Region 6	70.58823529	92.30769231
Clare	F	75+ years	Hispanic		14	17 <50	Region 6	155.5555556	82.35294118
Clare	F	12-15 years	NH American Indian/Alaska Native	<=10	<=10	<50	Region 6	50	33.33333333
Clare	F	16-19 years	NH American Indian/Alaska Native	<=10	<=10	<50	Region 6	33.33333333	33.33333333
Clare	F	20-29 years	NH American Indian/Alaska Native	<=10	<=10	<50	Region 6	7.692307692	14.28571429
Clare	F	30-39 years	NH American Indian/Alaska Native	<=10	<=10	<50	Region 6	16.66666667	50
Clare	F	40-49 years	NH American Indian/Alaska Native	<=10	<=10	<50	Region 6	33.33333333	50
Clare	F	50-64 years	NH American Indian/Alaska Native	<=10	<=10	14 <50	Region 6	27.27272727	64.28571429
Clare	F	65-74 years	NH American Indian/Alaska Native	<=10	<=10	12 <50	Region 6	61.53846154	66.66666667
Clare	F	75+ years	NH American Indian/Alaska Native	<=10	<=10	<50	Region 6	22.22222222	100
Clare	F	12-15 years	NH Asian/Native Hawaiian/Other Pacific Islands	<=10	<=10	<50	Region 6	50	100
Clare	F	16-19 years	NH Asian/Native Hawaiian/Other Pacific Islands	<=10	<=10	<50	Region 6	0	0
Clare	F	20-29 years	NH Asian/Native Hawaiian/Other Pacific Islands	<=10	<=10	<50	Region 6	0	0
Clare	F	30-39 years	NH Asian/Native Hawaiian/Other Pacific Islands	<=10	<=10	<50	Region 6	33.33333333	100
Clare	F	40-49 years	NH Asian/Native Hawaiian/Other Pacific Islands	<=10	<=10	<50	Region 6	25	50
Clare	F	50-64 years	NH Asian/Native Hawaiian/Other Pacific Islands	<=10	<=10	<50	Region 6	55.55555556	100
Clare	F	5-11 years	NH Asian/Native Hawaiian/Other Pacific Islands	<=10	<=10	<50	Region 6	0	0
Clare	F	65-74 years	NH Asian/Native Hawaiian/Other Pacific Islands	<=10	<=10	<50	Region 6	44.44444444	100
Clare	F	16-19 years	NH Black	<=10	<=10	<50	Region 6	0	0
Clare	F	20-29 years	NH Black	<=10	<=10	<50	Region 6	8.333333333	20
Clare	F	30-39 years	NH Black	<=10	<=10	<50	Region 6	42.85714286	60
Clare	F	40-49 years	NH Black	<=10	<=10	<50	Region 6	28.57142857	50
Clare	F	50-64 years	NH Black	<=10	<=10	<50	Region 6	44.44444444	66.66666667
Clare	F	5-11 years	NH Black	<=10	<=10	<50	Region 6	0	0
Clare	F	65-74 years	NH Black	<=10	<=10	<50	Region 6	28.57142857	100
Clare	F	75+ years	NH Black	<=10	<=10	<50	Region 6	20	50
Clare	F	16-19 years	NH Other Race	<=10	<=10	<50	Region 6	45.45454546	55.55555556
Clare	F	20-29 years	NH Other Race	<=10		14 <50	Region 6	15.625	35.71428571
Clare	F	30-39 years	NH Other Race		15	27 <50	Region 6	83.33333333	55.55555556
Clare	F	40-49 years	NH Other Race		13	22 <50	Region 6	86.66666667	59.09090909
Clare	F	50-64 years	NH Other Race		118	167 <50	Region 6	347.0588235	70.65868264
Clare	F	65-74 years	NH Other Race		192	231 <50	Region 6	960	83.11688312
Clare	F	75+ years	NH Other Race		125	160 <50	Region 6	1562.5	78.125
Clare	F	missing	NH Other Race	<=10	<=10				
Clare	F	12-15 years	NH White		51	169	624 Region 6	8.173076923	30.17751479
Clare	F	16-19 years	NH White		65	199	538 Region 6	12.08178439	32.66331658
Clare	F	20-29 years	NH White		134	389	1464 Region 6	9.153005465	34.44730077
Clare	F	30-39 years	NH White		192	459	1440 Region 6	13.33333333	41.83006536
Clare	F	40-49 years	NH White		300	608	1578 Region 6	19.01140684	49.34210526
Clare	F	50-64 years	NH White		1176	1761	3464 Region 6	33.94919169	66.7802385
Clare	F	5-11 years	NH White		32	115	1052 Region 6	3.041825095	27.82608696
Clare	F	65-74 years	NH White		980	1275	2225 Region 6	44.04494382	76.8627451
Clare	F	75+ years	NH White		650	821	1540 Region 6	42.20779221	79.17174178
Clare	F	missing	NH White	<=10	<=10				
Clare	F	under 5 years	NH White	<=10	<=10				16.66666667
Clare	F	12-15 years	Unknown	<=10	<=10				40
Clare	F	16-19 years	Unknown		14	28			50
Clare	F	20-29 years	Unknown		21	56			37.5
Clare	F	30-39 years	Unknown		26	72			36.11111111
Clare	F	40-49 years	Unknown		49	135			36.2962963
Clare	F	50-64 years	Unknown		203	369			55.01355014
Clare	F	5-11 years	Unknown	<=10	<=10				25
Clare	F	65-74 years	Unknown		193	291			66.32302406
Clare	F	75+ years	Unknown		154	238			64.70588235

Clare	F	missing	Unknown	<=10	<=10						
Clare	F	under 5 years	Unknown	<=10	<=10						0
Clare	M	12-15 years	Hispanic	<=10	<=10	<50	Region 6	11.11111111	33.33333333		
Clare	M	16-19 years	Hispanic	<=10	<=10	<50	Region 6	0	0		
Clare	M	20-29 years	Hispanic	<=10	<=10	13 <50	Region 6	2.22222222	7.692307692		
Clare	M	30-39 years	Hispanic	<=10	<=10	14 <50	Region 6	6.52173913	21.42857143		
Clare	M	40-49 years	Hispanic	<=10	<=10	18 <50	Region 6	12.5	33.33333333		
Clare	M	50-64 years	Hispanic	<=10	16	27 <50	Region 6	44.44444444	59.25925926		
Clare	M	5-11 years	Hispanic	<=10	<=10		52 Region 6	0	0		
Clare	M	65-74 years	Hispanic	<=10	<=10	12 <50	Region 6	39.13043478	75		
Clare	M	75+ years	Hispanic	<=10	12	14 <50	Region 6	133.3333333	85.71428571		
Clare	M	12-15 years	NH American Indian/Alaska Native	<=10	<=10	<50	Region 6	20	25		
Clare	M	16-19 years	NH American Indian/Alaska Native	<=10	<=10	<50	Region 6	0	0		
Clare	M	20-29 years	NH American Indian/Alaska Native	<=10	<=10	<50	Region 6	0	0		
Clare	M	30-39 years	NH American Indian/Alaska Native	<=10	<=10	<50	Region 6	0	0		
Clare	M	40-49 years	NH American Indian/Alaska Native	<=10	<=10	<50	Region 6	14.28571429	50		
Clare	M	50-64 years	NH American Indian/Alaska Native	<=10	<=10	16 <50	Region 6	30.76923077	50		
Clare	M	5-11 years	NH American Indian/Alaska Native	<=10	<=10	<50	Region 6	0	0		
Clare	M	65-74 years	NH American Indian/Alaska Native	<=10	<=10	<50	Region 6	13.63636364	42.85714286		
Clare	M	75+ years	NH American Indian/Alaska Native	<=10	<=10	<50	Region 6	11.11111111	100		
Clare	M	12-15 years	NH Asian/Native Hawaiian/Other Pacific Islands	<=10	<=10	<50	Region 6	0	0		
Clare	M	20-29 years	NH Asian/Native Hawaiian/Other Pacific Islands	<=10	<=10	<50	Region 6	0	0		
Clare	M	30-39 years	NH Asian/Native Hawaiian/Other Pacific Islands	<=10	<=10	<50	Region 6	16.66666667	50		
Clare	M	40-49 years	NH Asian/Native Hawaiian/Other Pacific Islands	<=10	<=10	<50	Region 6	40	100		
Clare	M	50-64 years	NH Asian/Native Hawaiian/Other Pacific Islands	<=10	<=10	<50	Region 6	83.33333333	100		
Clare	M	5-11 years	NH Asian/Native Hawaiian/Other Pacific Islands	<=10	<=10	<50	Region 6	0	0		
Clare	M	65-74 years	NH Asian/Native Hawaiian/Other Pacific Islands	<=10	<=10	<50	Region 6	60	75		
Clare	M	under 5 years	NH Asian/Native Hawaiian/Other Pacific Islands	<=10	<=10						0
Clare	M	16-19 years	NH Black	<=10	<=10	<50	Region 6	0	0		
Clare	M	20-29 years	NH Black	<=10	<=10	<50	Region 6	4	50		
Clare	M	30-39 years	NH Black	<=10	<=10	<50	Region 6	4	20		
Clare	M	40-49 years	NH Black	<=10	<=10	<50	Region 6	8	40		
Clare	M	50-64 years	NH Black	<=10	<=10	<50	Region 6	14.28571429	60		
Clare	M	5-11 years	NH Black	<=10	<=10	<50	Region 6	6.66666667	33.33333333		
Clare	M	65-74 years	NH Black	<=10	<=10	<50	Region 6	33.33333333	100		
Clare	M	75+ years	NH Black	<=10	<=10	<50	Region 6	0	0		
Clare	M	16-19 years	NH Other Race	<=10	<=10	<50	Region 6	21.05263158	40		
Clare	M	20-29 years	NH Other Race	<=10	<=10	18 <50	Region 6	15.625	27.77777778		
Clare	M	30-39 years	NH Other Race	<=10	<=10	12 <50	Region 6	19.04761905	33.33333333		
Clare	M	40-49 years	NH Other Race		13	24 <50	Region 6	108.3333333	54.16666667		
Clare	M	50-64 years	NH Other Race		80	116 <50	Region 6	235.2941177	68.96551724		
Clare	M	5-11 years	NH Other Race	<=10	<=10	<50	Region 6	0	0		
Clare	M	65-74 years	NH Other Race		158	183 <50	Region 6	877.7777778	86.33879781		
Clare	M	75+ years	NH Other Race		103	125 <50	Region 6	686.6666667	82.4		
Clare	M	missing	NH Other Race	<=10	<=10						
Clare	M	12-15 years	NH White		38	153	698 Region 6	5.444126075	24.83660131		
Clare	M	16-19 years	NH White		48	138	599 Region 6	8.013355593	34.7826087		
Clare	M	20-29 years	NH White		84	290	1525 Region 6	5.508196721	28.96551724		
Clare	M	30-39 years	NH White		139	382	1458 Region 6	9.533607682	36.38743456		
Clare	M	40-49 years	NH White		229	479	1574 Region 6	14.54891995	47.80793319		
Clare	M	50-64 years	NH White		994	1560	3422 Region 6	29.04734074	63.71794872		
Clare	M	5-11 years	NH White		25	106	1077 Region 6	2.321262767	23.58490566		
Clare	M	65-74 years	NH White		882	1155	2108 Region 6	41.84060721	76.36363636		
Clare	M	75+ years	NH White		545	692	1383 Region 6	39.40708605	78.75722543		
Clare	M	missing	NH White	<=10	<=10						
Clare	M	under 5 years	NH White	<=10	<=10						20
Clare	M	12-15 years	Unknown	<=10	<=10						71.42857143
Clare	M	16-19 years	Unknown		16	29					55.17241379
Clare	M	20-29 years	Unknown		23	68					33.82352941
Clare	M	30-39 years	Unknown		25	79					31.64556962
Clare	M	40-49 years	Unknown		51	109					46.78899083
Clare	M	50-64 years	Unknown		151	325					46.46153846
Clare	M	5-11 years	Unknown	<=10	<=10						14.28571429
Clare	M	65-74 years	Unknown		201	317					63.40694006
Clare	M	75+ years	Unknown		139	231					60.17316017
Clare	M	missing	Unknown	<=10	<=10						
Clare	U	40-49 years	NH Other Race	<=10	<=10						0
Clare	U	30-39 years	NH White	<=10	<=10						0
Clare	U	65-74 years	NH White	<=10	<=10						0
Clare	U	50-64 years	Unknown	<=10	<=10						0
Clare	U	75+ years	Unknown	<=10	<=10						0
Clare	U	missing	Unknown	<=10	<=10						
Clinton	F	12-15 years	Hispanic		41	76	160 Region 1	25.625	53.94736842		
Clinton	F	16-19 years	Hispanic		45	79	134 Region 1	33.58208955	56.96202532		
Clinton	F	20-29 years	Hispanic		71	141	293 Region 1	24.23208191	50.35460993		
Clinton	F	30-39 years	Hispanic		67	111	283 Region 1	23.67491166	60.36036036		
Clinton	F	40-49 years	Hispanic		85	111	216 Region 1	39.35185185	76.57657658		
Clinton	F	50-64 years	Hispanic		131	169	245 Region 1	53.46938776	77.5147929		
Clinton	F	5-11 years	Hispanic		17	65	233 Region 1	7.296137339	26.15384615		
Clinton	F	65-74 years	Hispanic		53	56	81 Region 1	65.43209877	94.64285714		
Clinton	F	75+ years	Hispanic		31	35	52 Region 1	59.61538462	88.57142857		
Clinton	F	missing	Hispanic	<=10	<=10						
Clinton	F	under 5 years	Hispanic	<=10	<=10						40
Clinton	F	12-15 years	NH American Indian/Alaska Native	<=10	<=10	<50	Region 1	100	71.42857143		
Clinton	F	16-19 years	NH American Indian/Alaska Native	<=10	<=10	<50	Region 1	14.28571429	16.66666667		
Clinton	F	20-29 years	NH American Indian/Alaska Native	<=10	<=10	15 <50	Region 1	22.22222222	40		
Clinton	F	30-39 years	NH American Indian/Alaska Native	<=10	<=10	13 <50	Region 1	41.17647059	53.84615385		
Clinton	F	40-49 years	NH American Indian/Alaska Native		12	16 <50	Region 1	37.5	75		
Clinton	F	50-64 years	NH American Indian/Alaska Native		16	26 <50	Region 1	50	61.53846154		
Clinton	F	5-11 years	NH American Indian/Alaska Native	<=10	<=10	<50	Region 1	23.07692308	60		
Clinton	F	65-74 years	NH American Indian/Alaska Native	<=10	<=10	12 <50	Region 1	47.61904762	83.33333333		
Clinton	F	75+ years	NH American Indian/Alaska Native	<=10	<=10	<50	Region 1	100	90		
Clinton	F	under 5 years	NH American Indian/Alaska Native	<=10	<=10						100
Clinton	F	12-15 years	NH Asian/Native Hawaiian/Other Pacific Islands	<=10	<=10	19 <50	Region 1	29.03225807	47.36842105		

Clinton	F	16-19 years	NH Asian/Native Hawaiian/Other Pacific Islands	19	26 <50	Region 1	38.7755102	73.07692308
Clinton	F	20-29 years	NH Asian/Native Hawaiian/Other Pacific Islands	84	128	128 Region 1	65.625	65.625
Clinton	F	30-39 years	NH Asian/Native Hawaiian/Other Pacific Islands	63	87	162 Region 1	38.88888889	72.4137931
Clinton	F	40-49 years	NH Asian/Native Hawaiian/Other Pacific Islands	49	68	99 Region 1	49.4949495	72.05882353
Clinton	F	50-64 years	NH Asian/Native Hawaiian/Other Pacific Islands	48	56	97 Region 1	49.48453608	85.71428571
Clinton	F	5-11 years	NH Asian/Native Hawaiian/Other Pacific Islands	22	39 <50	Region 1	50	56.41025641
Clinton	F	65-74 years	NH Asian/Native Hawaiian/Other Pacific Islands	21	28 <50	Region 1	70	75
Clinton	F	75+ years	NH Asian/Native Hawaiian/Other Pacific Islands	<=10	12 <50	Region 1	37.5	75
Clinton	F	missing	NH Asian/Native Hawaiian/Other Pacific Islands	<=10	<=10			
Clinton	F	under 5 years	NH Asian/Native Hawaiian/Other Pacific Islands	<=10	<=10			50
Clinton	F	12-15 years	NH Black	<=10	17 <50	Region 1	20	52.94117647
Clinton	F	16-19 years	NH Black	33	49 <50	Region 1	89.18918919	67.34693878
Clinton	F	20-29 years	NH Black	45	80	216 Region 1	20.83333333	56.25
Clinton	F	30-39 years	NH Black	23	44	80 Region 1	28.75	52.27272727
Clinton	F	40-49 years	NH Black	27	42	71 Region 1	38.02816901	64.28571429
Clinton	F	50-64 years	NH Black	49	65	127 Region 1	38.58267717	75.38461539
Clinton	F	5-11 years	NH Black	<=10	25	70 Region 1	11.42857143	32
Clinton	F	65-74 years	NH Black	24	27 <50	Region 1	70.58823529	88.88888889
Clinton	F	75+ years	NH Black	14	17 <50	Region 1	66.66666667	82.35294118
Clinton	F	missing	NH Black	<=10	<=10			
Clinton	F	under 5 years	NH Black	<=10	<=10			
Clinton	F	12-15 years	NH Other Race	13	17	85 Region 1	15.29411765	76.47058824
Clinton	F	16-19 years	NH Other Race	31	46	73 Region 1	42.46575343	67.39130435
Clinton	F	20-29 years	NH Other Race	67	131	123 Region 1	54.47154472	51.14503817
Clinton	F	30-39 years	NH Other Race	80	133	69 Region 1	115.942029	60.15037594
Clinton	F	40-49 years	NH Other Race	94	141	72 Region 1	130.5555556	66.66666667
Clinton	F	50-64 years	NH Other Race	206	294	73 Region 1	282.1917808	70.06802721
Clinton	F	5-11 years	NH Other Race	<=10	15	126 Region 1	3.968253968	33.33333333
Clinton	F	65-74 years	NH Other Race	205	244 <50	Region 1	931.8181818	84.01639344
Clinton	F	75+ years	NH Other Race	172	214 <50	Region 1	1146.666667	80.37383178
Clinton	F	missing	NH Other Race	<=10	<=10			
Clinton	F	under 5 years	NH Other Race	<=10	<=10			0
Clinton	F	12-15 years	NH White	533	992	1793 Region 1	29.726715	53.72983871
Clinton	F	16-19 years	NH White	640	1071	1561 Region 1	40.99935939	59.75723623
Clinton	F	20-29 years	NH White	1148	2086	3994 Region 1	28.74311467	55.03355705
Clinton	F	30-39 years	NH White	1641	2511	4379 Region 1	37.4743092	65.35244922
Clinton	F	40-49 years	NH White	1862	2688	4532 Region 1	41.08561342	69.27083333
Clinton	F	50-64 years	NH White	4056	5322	8034 Region 1	50.48543689	76.2119504
Clinton	F	5-11 years	NH White	466	1144	2893 Region 1	16.10784653	40.73426573
Clinton	F	65-74 years	NH White	2931	3371	4130 Region 1	70.968523	86.94749333
Clinton	F	75+ years	NH White	2024	2398	3033 Region 1	66.73260798	84.40366973
Clinton	F	missing	NH White	<=10	<=10			
Clinton	F	under 5 years	NH White	43	101			42.57425743
Clinton	F	12-15 years	Unknown	29	44			65.90909091
Clinton	F	16-19 years	Unknown	39	75			52
Clinton	F	20-29 years	Unknown	121	303			39.9339934
Clinton	F	30-39 years	Unknown	161	290			55.51724138
Clinton	F	40-49 years	Unknown	114	236			48.30508475
Clinton	F	50-64 years	Unknown	202	372			54.30107527
Clinton	F	5-11 years	Unknown	23	47			48.93617021
Clinton	F	65-74 years	Unknown	77	113			68.14159292
Clinton	F	75+ years	Unknown	52	92			56.52173913
Clinton	F	missing	Unknown	<=10	<=10			
Clinton	F	under 5 years	Unknown	<=10	<=10			40
Clinton	M	12-15 years	Hispanic	34	61	139 Region 1	24.46043166	55.73770492
Clinton	M	16-19 years	Hispanic	39	77	157 Region 1	24.84076433	50.64935065
Clinton	M	20-29 years	Hispanic	53	139	300 Region 1	17.66666667	38.1294964
Clinton	M	30-39 years	Hispanic	66	143	265 Region 1	24.90566038	46.15384615
Clinton	M	40-49 years	Hispanic	85	152	248 Region 1	34.27419355	55.92105263
Clinton	M	50-64 years	Hispanic	116	160	254 Region 1	45.66929134	72.5
Clinton	M	5-11 years	Hispanic	16	73	240 Region 1	6.666666667	21.91780822
Clinton	M	65-74 years	Hispanic	47	60	83 Region 1	56.62650602	78.33333333
Clinton	M	75+ years	Hispanic	26	30 <50	Region 1	55.31914894	86.66666667
Clinton	M	missing	Hispanic	<=10	<=10			
Clinton	M	under 5 years	Hispanic	<=10	<=10			100
Clinton	M	12-15 years	NH American Indian/Alaska Native	<=10	<=10	<50 Region 1	20	33.33333333
Clinton	M	16-19 years	NH American Indian/Alaska Native	<=10	<=10	<50 Region 1	7.142857143	16.66666667
Clinton	M	20-29 years	NH American Indian/Alaska Native	<=10	<=10	16 <50 Region 1	13.63636364	18.75
Clinton	M	30-39 years	NH American Indian/Alaska Native	<=10	<=10	<50 Region 1	28.57142857	50
Clinton	M	40-49 years	NH American Indian/Alaska Native	<=10	<=10	<50 Region 1	33.33333333	90
Clinton	M	50-64 years	NH American Indian/Alaska Native	11	23 <50	Region 1	26.82926829	47.82608696
Clinton	M	5-11 years	NH American Indian/Alaska Native	<=10	<=10	<50 Region 1	10	50
Clinton	M	65-74 years	NH American Indian/Alaska Native	<=10	<=10	<50 Region 1	26.66666667	66.66666667
Clinton	M	75+ years	NH American Indian/Alaska Native	<=10	<=10	<50 Region 1	66.66666667	100
Clinton	M	12-15 years	NH Asian/Native Hawaiian/Other Pacific Islands	<=10	13 <50	Region 1	36.36363636	61.53846154
Clinton	M	16-19 years	NH Asian/Native Hawaiian/Other Pacific Islands	19	26	56 Region 1	33.92857143	73.07692308
Clinton	M	20-29 years	NH Asian/Native Hawaiian/Other Pacific Islands	80	155	187 Region 1	42.78074866	51.61290323
Clinton	M	30-39 years	NH Asian/Native Hawaiian/Other Pacific Islands	49	68	88 Region 1	55.68181818	72.05882353
Clinton	M	40-49 years	NH Asian/Native Hawaiian/Other Pacific Islands	39	49	66 Region 1	59.09090909	79.59183674
Clinton	M	50-64 years	NH Asian/Native Hawaiian/Other Pacific Islands	44	50	68 Region 1	64.70588235	88
Clinton	M	5-11 years	NH Asian/Native Hawaiian/Other Pacific Islands	17	53 <50	Region 1	42.5	32.0754717
Clinton	M	65-74 years	NH Asian/Native Hawaiian/Other Pacific Islands	16	20 <50	Region 1	69.56521739	80
Clinton	M	75+ years	NH Asian/Native Hawaiian/Other Pacific Islands	<=10	<=10	<50 Region 1	33.33333333	75
Clinton	M	missing	NH Asian/Native Hawaiian/Other Pacific Islands	<=10	<=10			
Clinton	M	under 5 years	NH Asian/Native Hawaiian/Other Pacific Islands	<=10	<=10			100
Clinton	M	12-15 years	NH Black	12	28	55 Region 1	21.81818182	42.85714286
Clinton	M	16-19 years	NH Black	21	30 <50	Region 1	52.5	70
Clinton	M	20-29 years	NH Black	46	93	177 Region 1	25.98870057	49.46236559
Clinton	M	30-39 years	NH Black	24	48	110 Region 1	21.81818182	50
Clinton	M	40-49 years	NH Black	45	57	140 Region 1	32.14285714	78.94736842
Clinton	M	50-64 years	NH Black	57	75	134 Region 1	42.53731343	76
Clinton	M	5-11 years	NH Black	<=10	13	53 Region 1	13.20754717	53.84615385
Clinton	M	65-74 years	NH Black	31	35 <50	Region 1	86.11111111	88.57142857
Clinton	M	75+ years	NH Black	15	15 <50	Region 1	50	100

Clinton	M	missing	NH Black	<=10	<=10						
Clinton	M	under 5 years	NH Black	<=10	<=10						
Clinton	M	12-15 years	NH Other Race	<=10		14	83 Region 1	10.84337349	64.28571429		
Clinton	M	16-19 years	NH Other Race		19	40	87 Region 1	21.83908046	47.5		
Clinton	M	20-29 years	NH Other Race		48	108	125 Region 1	38.4	44.44444444		
Clinton	M	30-39 years	NH Other Race		73	117	69 Region 1	105.7971015	62.39316239		
Clinton	M	40-49 years	NH Other Race		87	137 <50	Region 1	189.1304348	63.50364964		
Clinton	M	50-64 years	NH Other Race		194	281	52 Region 1	373.0769231	69.03914591		
Clinton	M	5-11 years	NH Other Race	<=10		11	124 Region 1	4.032258065	45.45454546		
Clinton	M	65-74 years	NH Other Race		202	249 <50	Region 1	1836.363636	81.12449799		
Clinton	M	75+ years	NH Other Race		135	161 <50	Region 1	1125	83.85093168		
Clinton	M	missing	NH Other Race	<=10	<=10						
Clinton	M	under 5 years	NH Other Race	<=10	<=10					50	
Clinton	M	12-15 years	NH White		465	940	1862 Region 1	24.97314715	49.46808511		
Clinton	M	16-19 years	NH White		484	908	1684 Region 1	28.74109264	53.30396476		
Clinton	M	20-29 years	NH White		850	1759	4162 Region 1	20.42287362	48.32291075		
Clinton	M	30-39 years	NH White		1183	2006	4282 Region 1	27.62727697	58.97308076		
Clinton	M	40-49 years	NH White		1482	2269	4300 Region 1	34.46511628	65.31511679		
Clinton	M	50-64 years	NH White		3433	4705	7815 Region 1	43.92834293	72.96493093		
Clinton	M	5-11 years	NH White		452	1162	2915 Region 1	15.50600343	38.89845095		
Clinton	M	65-74 years	NH White		2577	2991	3802 Region 1	67.78011573	86.15847543		
Clinton	M	75+ years	NH White		1610	1911	2345 Region 1	68.65671642	84.24908425		
Clinton	M	missing	NH White	<=10	<=10						
Clinton	M	under 5 years	NH White		25	84			29.76190476		
Clinton	M	12-15 years	Unknown		21	42			50		
Clinton	M	16-19 years	Unknown		26	60			43.33333333		
Clinton	M	20-29 years	Unknown		99	297			33.33333333		
Clinton	M	30-39 years	Unknown		136	322			42.23602485		
Clinton	M	40-49 years	Unknown		118	255			46.2745098		
Clinton	M	50-64 years	Unknown		167	335			49.85074627		
Clinton	M	5-11 years	Unknown		15	43			34.88372093		
Clinton	M	65-74 years	Unknown		76	114			66.66666667		
Clinton	M	75+ years	Unknown		36	55			65.45454546		
Clinton	M	missing	Unknown	<=10	<=10						
Clinton	M	under 5 years	Unknown	<=10	<=10				16.66666667		
Clinton	U	missing	Hispanic	<=10	<=10						
Clinton	U	30-39 years	NH White	<=10	<=10				42.85714286		
Clinton	U	40-49 years	NH White	<=10	<=10				50		
Clinton	U	50-64 years	NH White	<=10	<=10				80		
Clinton	U	65-74 years	NH White	<=10	<=10				50		
Clinton	U	75+ years	NH White	<=10	<=10				100		
Clinton	U	16-19 years	Unknown	<=10	<=10				0		
Clinton	U	50-64 years	Unknown	<=10	<=10				0		
Crawford	F	12-15 years	Hispanic	<=10	<=10	<50	Region 7	7.142857143	20		
Crawford	F	16-19 years	Hispanic	<=10	<=10	<50	Region 7	6.25	33.33333333		
Crawford	F	20-29 years	Hispanic	<=10	<=10	<50	Region 7	0	0		
Crawford	F	30-39 years	Hispanic	<=10	<=10	<50	Region 7	30.76923077	50		
Crawford	F	40-49 years	Hispanic	<=10	<=10	<50	Region 7	15	60		
Crawford	F	50-64 years	Hispanic	<=10	<=10	<50	Region 7	35.29411765	75		
Crawford	F	5-11 years	Hispanic	<=10	<=10	<50	Region 7	2.857142857	20		
Crawford	F	65-74 years	Hispanic	<=10	<=10	<50	Region 7	44.44444444	44.44444444		
Crawford	F	75+ years	Hispanic	<=10	<=10	<50	Region 7	25	100		
Crawford	F	16-19 years	NH American Indian/Alaska Native	<=10	<=10	<50	Region 7	100	100		
Crawford	F	20-29 years	NH American Indian/Alaska Native	<=10	<=10	<50	Region 7	0	0		
Crawford	F	30-39 years	NH American Indian/Alaska Native	<=10	<=10	<50	Region 7	50	33.33333333		
Crawford	F	40-49 years	NH American Indian/Alaska Native	<=10	<=10	<50	Region 7	25	50		
Crawford	F	50-64 years	NH American Indian/Alaska Native	<=10	<=10	<50	Region 7	6.666666667	25		
Crawford	F	65-74 years	NH American Indian/Alaska Native	<=10	<=10	<50	Region 7	50	66.66666667		
Crawford	F	75+ years	NH American Indian/Alaska Native	<=10	<=10	<50	Region 7	33.33333333	100		
Crawford	F	12-15 years	NH Asian/Native Hawaiian/Other Pacific Islands	<=10	<=10	<50	Region 7	0	0		
Crawford	F	16-19 years	NH Asian/Native Hawaiian/Other Pacific Islands	<=10	<=10	<50	Region 7	8	50		
Crawford	F	20-29 years	NH Asian/Native Hawaiian/Other Pacific Islands	<=10	<=10	<50	Region 7	9.090909091	33.33333333		
Crawford	F	30-39 years	NH Asian/Native Hawaiian/Other Pacific Islands	<=10	<=10	<50	Region 7	40	66.66666667		
Crawford	F	40-49 years	NH Asian/Native Hawaiian/Other Pacific Islands	<=10	<=10	<50	Region 7	0	0		
Crawford	F	50-64 years	NH Asian/Native Hawaiian/Other Pacific Islands	<=10	<=10	<50	Region 7	14.28571429	33.33333333		
Crawford	F	65-74 years	NH Asian/Native Hawaiian/Other Pacific Islands	<=10	<=10	<50	Region 7	60	75		
Crawford	F	20-29 years	NH Black	<=10	<=10	<50	Region 7	0	0		
Crawford	F	30-39 years	NH Black	<=10	<=10	<50	Region 7	0	100		
Crawford	F	40-49 years	NH Black	<=10	<=10	<50	Region 7	0	0		
Crawford	F	50-64 years	NH Black	<=10	<=10	<50	Region 7	28.57142857	66.66666667		
Crawford	F	5-11 years	NH Black	<=10	<=10	<50	Region 7	0	0		
Crawford	F	65-74 years	NH Black	<=10	<=10	<50	Region 7	50	100		
Crawford	F	75+ years	NH Black	<=10	<=10	<50	Region 7	0	100		
Crawford	F	12-15 years	NH Other Race	<=10	<=10	<50	Region 7	16.66666667	50		
Crawford	F	16-19 years	NH Other Race	<=10	<=10	<50	Region 7	11.11111111	33.33333333		
Crawford	F	20-29 years	NH Other Race	<=10	<=10	<50	Region 7	18.18181818	66.66666667		
Crawford	F	30-39 years	NH Other Race	<=10	<=10	<50	Region 7	250	71.42857143		
Crawford	F	40-49 years	NH Other Race	<=10	<=10	<50	Region 7	75	75		
Crawford	F	50-64 years	NH Other Race		38	52 <50	Region 7	253.3333333	73.07692308		
Crawford	F	65-74 years	NH Other Race		53	55 <50	Region 7	588.8888889	96.36363636		
Crawford	F	75+ years	NH Other Race		38	43 <50	Region 7	542.8571429	88.37209302		
Crawford	F	missing	NH Other Race	<=10	<=10						
Crawford	F	12-15 years	NH White		33	88	253 Region 7	13.04347826	37.5		
Crawford	F	16-19 years	NH White		41	100	238 Region 7	17.22689076	41		
Crawford	F	20-29 years	NH White		75	216	594 Region 7	12.62626263	34.72222222		
Crawford	F	30-39 years	NH White		128	284	614 Region 7	20.84690554	45.07042254		
Crawford	F	40-49 years	NH White		165	312	659 Region 7	25.03793627	52.88461539		
Crawford	F	50-64 years	NH White		643	912	1690 Region 7	38.04733728	70.50438597		
Crawford	F	5-11 years	NH White		12	59	369 Region 7	3.25203252	20.33898305		
Crawford	F	65-74 years	NH White		478	577	968 Region 7	49.38016529	82.8422877		
Crawford	F	75+ years	NH White		349	422	764 Region 7	45.68062827	82.7014218		
Crawford	F	missing	NH White	<=10	<=10						
Crawford	F	under 5 years	NH White	<=10	<=10				0		
Crawford	F	12-15 years	Unknown	<=10	<=10				50		

Crawford	F	16-19 years	Unknown	<=10		13				30.76923077	
Crawford	F	20-29 years	Unknown	<=10		35				25.71428571	
Crawford	F	30-39 years	Unknown		19	48				39.58333333	
Crawford	F	40-49 years	Unknown		26	65					40
Crawford	F	50-64 years	Unknown		96	174				55.17241379	
Crawford	F	5-11 years	Unknown	<=10	<=10						0
Crawford	F	65-74 years	Unknown		95	118				80.50847458	
Crawford	F	75+ years	Unknown		103	159				64.77987421	
Crawford	F	missing	Unknown	<=10	<=10						
Crawford	M	12-15 years	Hispanic	<=10	<=10	<50	Region 7		21.42857143	42.85714286	
Crawford	M	16-19 years	Hispanic	<=10	<=10	<50	Region 7		5.55555556	33.33333333	
Crawford	M	20-29 years	Hispanic	<=10	<=10	<50	Region 7		36.36363636	57.14285714	
Crawford	M	30-39 years	Hispanic	<=10	<=10	<50	Region 7			25	50
Crawford	M	40-49 years	Hispanic	<=10	<=10	<50	Region 7		46.15384615		60
Crawford	M	50-64 years	Hispanic	<=10	<=10	<50	Region 7		26.31578947	55.55555556	
Crawford	M	5-11 years	Hispanic	<=10	<=10	<50	Region 7		21.05263158		100
Crawford	M	65-74 years	Hispanic	<=10	<=10	<50	Region 7			100	75
Crawford	M	75+ years	Hispanic	<=10	<=10	<50	Region 7		16.66666667	66.66666667	
Crawford	M	under 5 years	Hispanic	<=10	<=10						100
Crawford	M	12-15 years	NH American Indian/Alaska Native	<=10	<=10	<50	Region 7			0	0
Crawford	M	16-19 years	NH American Indian/Alaska Native	<=10	<=10	<50	Region 7			100	100
Crawford	M	30-39 years	NH American Indian/Alaska Native	<=10	<=10	<50	Region 7			25	33.33333333
Crawford	M	40-49 years	NH American Indian/Alaska Native	<=10	<=10	<50	Region 7			50	33.33333333
Crawford	M	50-64 years	NH American Indian/Alaska Native	<=10	<=10	<50	Region 7		27.27272727		75
Crawford	M	12-15 years	NH Asian/Native Hawaiian/Other Pacific Islands	<=10	<=10	<50	Region 7			100	100
Crawford	M	20-29 years	NH Asian/Native Hawaiian/Other Pacific Islands	<=10	<=10	<50	Region 7			0	0
Crawford	M	50-64 years	NH Asian/Native Hawaiian/Other Pacific Islands	<=10	<=10	<50	Region 7			20	100
Crawford	M	65-74 years	NH Asian/Native Hawaiian/Other Pacific Islands	<=10	<=10	<50	Region 7			20	50
Crawford	M	12-15 years	NH Black	<=10	<=10	<50	Region 7		16.66666667		50
Crawford	M	16-19 years	NH Black	<=10	<=10	<50	Region 7		66.66666667	33.33333333	
Crawford	M	20-29 years	NH Black	<=10	<=10	<50	Region 7		14.28571429		100
Crawford	M	30-39 years	NH Black	<=10	<=10	<50	Region 7			25	33.33333333
Crawford	M	40-49 years	NH Black	<=10	<=10	<50	Region 7		16.66666667		100
Crawford	M	50-64 years	NH Black	<=10	<=10	<50	Region 7			12.5	50
Crawford	M	65-74 years	NH Black	<=10	<=10	<50	Region 7			100	50
Crawford	M	75+ years	NH Black	<=10	<=10	<50	Region 7			50	25
Crawford	M	16-19 years	NH Other Race	<=10	<=10	<50	Region 7			0	0
Crawford	M	20-29 years	NH Other Race	<=10	<=10	<50	Region 7		55.55555556	55.55555556	
Crawford	M	30-39 years	NH Other Race	<=10	<=10	<50	Region 7			75	66.66666667
Crawford	M	40-49 years	NH Other Race	<=10	<=10	<50	Region 7			94.11764706	66.66666667
Crawford	M	50-64 years	NH Other Race		16	24 <50	Region 7			400	89.79591837
Crawford	M	65-74 years	NH Other Race		44	49 <50	Region 7			330	84.61538462
Crawford	M	75+ years	NH Other Race		33	39 <50	Region 7				
Crawford	M	missing	NH Other Race	<=10	<=10						
Crawford	M	12-15 years	NH White		25	113	279 Region 7		8.960573477	22.12389381	
Crawford	M	16-19 years	NH White		37	100	248 Region 7		14.91935484		37
Crawford	M	20-29 years	NH White		76	214	643 Region 7		11.81959565	35.51401869	
Crawford	M	30-39 years	NH White		86	241	642 Region 7		13.39563863	35.6846473	
Crawford	M	40-49 years	NH White		115	277	655 Region 7		17.55725191	41.51624549	
Crawford	M	50-64 years	NH White		573	901	1756 Region 7		32.6309795	63.59600444	
Crawford	M	5-11 years	NH White	<=10		62	434 Region 7		2.304147465	16.12903226	
Crawford	M	65-74 years	NH White		518	659	1062 Region 7		48.77589454	78.60394537	
Crawford	M	75+ years	NH White		291	346	722 Region 7		40.30470914	84.10404624	
Crawford	M	missing	NH White	<=10	<=10						
Crawford	M	under 5 years	NH White	<=10	<=10						0
Crawford	M	12-15 years	Unknown	<=10	<=10						0
Crawford	M	16-19 years	Unknown	<=10		16					12.5
Crawford	M	20-29 years	Unknown	<=10		40					20
Crawford	M	30-39 years	Unknown		17	49				34.69387755	
Crawford	M	40-49 years	Unknown		18	55				32.72727273	
Crawford	M	50-64 years	Unknown		91	178				51.12359551	
Crawford	M	5-11 years	Unknown	<=10	<=10						20
Crawford	M	65-74 years	Unknown		85	116				73.27586207	
Crawford	M	75+ years	Unknown		87	126				69.04761905	
Crawford	M	missing	Unknown	<=10	<=10						
Crawford	U	65-74 years	NH White	<=10	<=10						100
Crawford	U	75+ years	NH White	<=10	<=10						100
Crawford	U	65-74 years	Unknown	<=10	<=10						100
Crawford	U	75+ years	Unknown	<=10	<=10						0
Crawford	U	missing	Unknown	<=10	<=10						
Delta	F	12-15 years	Hispanic	<=10		13 <50	Region 8		20	30.76923077	
Delta	F	16-19 years	Hispanic	<=10	<=10	<50	Region 8		11.76470588	33.33333333	
Delta	F	20-29 years	Hispanic	<=10		11 <50	Region 8		17.24137931	45.45454546	
Delta	F	30-39 years	Hispanic	<=10		11 <50	Region 8			7.5	27.27272727
Delta	F	40-49 years	Hispanic	<=10	<=10	<50	Region 8		6.896551724	22.22222222	
Delta	F	50-64 years	Hispanic		16	24 <50	Region 8		53.33333333	66.66666667	
Delta	F	5-11 years	Hispanic	<=10	<=10		51 Region 8			0	0
Delta	F	65-74 years	Hispanic	<=10		11 <50	Region 8		53.33333333	72.72727273	
Delta	F	75+ years	Hispanic	<=10	<=10	<50	Region 8		42.85714286		60
Delta	F	missing	Hispanic	<=10	<=10						
Delta	F	12-15 years	NH American Indian/Alaska Native	<=10	<=10	<50	Region 8			15	42.85714286
Delta	F	16-19 years	NH American Indian/Alaska Native	<=10		11 <50	Region 8		17.85714286	45.45454546	
Delta	F	20-29 years	NH American Indian/Alaska Native		13	33	80 Region 8			16.25	39.39393939
Delta	F	30-39 years	NH American Indian/Alaska Native		18	32	65 Region 8		27.69230769		56.25
Delta	F	40-49 years	NH American Indian/Alaska Native		11	23	55 Region 8			20	47.82608696
Delta	F	50-64 years	NH American Indian/Alaska Native		22	36	78 Region 8		28.20512821	61.11111111	
Delta	F	5-11 years	NH American Indian/Alaska Native	<=10	<=10		52 Region 8		1.923076923		20
Delta	F	65-74 years	NH American Indian/Alaska Native		12	21 <50	Region 8		26.08695652	57.14285714	
Delta	F	75+ years	NH American Indian/Alaska Native	<=10	<=10	<50	Region 8		39.13043478		90
Delta	F	missing	NH American Indian/Alaska Native	<=10	<=10						
Delta	F	12-15 years	NH Asian/Native Hawaiian/Other Pacific Islands	<=10	<=10	<50	Region 8			25	50
Delta	F	16-19 years	NH Asian/Native Hawaiian/Other Pacific Islands	<=10	<=10	<50	Region 8			40	66.66666667
Delta	F	20-29 years	NH Asian/Native Hawaiian/Other Pacific Islands	<=10	<=10	<50	Region 8			50	66.66666667
Delta	F	30-39 years	NH Asian/Native Hawaiian/Other Pacific Islands	<=10	<=10	<50	Region 8		54.54545455	85.71428571	

Delta	F	40-49 years	NH Asian/Native Hawaiian/Other Pacific Islands	<=10	<=10	<50	Region 8	15.38461539	33.33333333
Delta	F	50-64 years	NH Asian/Native Hawaiian/Other Pacific Islands	<=10	<=10	<50	Region 8	28	77.77777778
Delta	F	5-11 years	NH Asian/Native Hawaiian/Other Pacific Islands	<=10	<=10	<50	Region 8	0	0
Delta	F	65-74 years	NH Asian/Native Hawaiian/Other Pacific Islands	<=10	<=10	<50	Region 8	88.88888889	100
Delta	F	75+ years	NH Asian/Native Hawaiian/Other Pacific Islands	<=10	<=10	<50	Region 8	25	100
Delta	F	12-15 years	NH Black	<=10	<=10	<50	Region 8	0	0
Delta	F	16-19 years	NH Black	<=10	<=10	<50	Region 8	0	0
Delta	F	20-29 years	NH Black	<=10	<=10	<50	Region 8	22.22222222	33.33333333
Delta	F	30-39 years	NH Black	<=10	<=10	<50	Region 8	25	25
Delta	F	50-64 years	NH Black	<=10	<=10	<50	Region 8	100	75
Delta	F	65-74 years	NH Black	<=10	<=10	<50	Region 8	50	100
Delta	F	12-15 years	NH Other Race	<=10	<=10	<50	Region 8	7.142857143	100
Delta	F	16-19 years	NH Other Race	<=10	<=10	<50	Region 8	12.90322581	80
Delta	F	20-29 years	NH Other Race	<=10		21	58 Region 8	15.51724138	42.85714286
Delta	F	30-39 years	NH Other Race		12	27 <50	Region 8	27.27272727	44.44444444
Delta	F	40-49 years	NH Other Race		22	41 <50	Region 8	70.96774194	53.65853659
Delta	F	50-64 years	NH Other Race		97	128 <50	Region 8	202.0833333	75.78125
Delta	F	5-11 years	NH Other Race	<=10	<=10		78 Region 8	2.564102564	100
Delta	F	65-74 years	NH Other Race		142	170 <50	Region 8	430.3030303	83.52941177
Delta	F	75+ years	NH Other Race		117	162 <50	Region 8	508.6956522	72.22222222
Delta	F	missing	NH Other Race	<=10	<=10				
Delta	F	12-15 years	NH White		83	235	703 Region 8	11.80654339	35.31914894
Delta	F	16-19 years	NH White		119	300	693 Region 8	17.17171717	39.66666667
Delta	F	20-29 years	NH White		252	595	1551 Region 8	16.24758221	42.35294118
Delta	F	30-39 years	NH White		364	773	1611 Region 8	22.5946617	47.08926261
Delta	F	40-49 years	NH White		413	848	1777 Region 8	23.24141812	48.70283019
Delta	F	50-64 years	NH White		1529	2198	3876 Region 8	39.44788442	69.56323931
Delta	F	5-11 years	NH White		41	180	1121 Region 8	3.657448707	22.77777778
Delta	F	65-74 years	NH White		1456	1782	2515 Region 8	57.89264414	81.70594837
Delta	F	75+ years	NH White		1048	1302	2078 Region 8	50.43310876	80.49155146
Delta	F	missing	NH White	<=10	<=10				
Delta	F	under 5 years	NH White	<=10	<=10				
Delta	F	12-15 years	Unknown	<=10	<=10				30
Delta	F	16-19 years	Unknown		20	48			41.66666667
Delta	F	20-29 years	Unknown		50	150			33.33333333
Delta	F	30-39 years	Unknown		62	165			37.57575758
Delta	F	40-49 years	Unknown		102	236			43.2203898
Delta	F	50-64 years	Unknown		248	503			49.30417495
Delta	F	5-11 years	Unknown	<=10		15			0
Delta	F	65-74 years	Unknown		234	342			68.42105263
Delta	F	75+ years	Unknown		207	300			69
Delta	F	missing	Unknown	<=10	<=10				
Delta	F	under 5 years	Unknown	<=10	<=10				0
Delta	M	12-15 years	Hispanic	<=10		18 <50	Region 8	41.17647059	38.88888889
Delta	M	16-19 years	Hispanic	<=10		15 <50	Region 8	25	33.33333333
Delta	M	20-29 years	Hispanic	<=10		12 <50	Region 8	9.756097561	33.33333333
Delta	M	30-39 years	Hispanic	<=10	<=10	<50	Region 8	6.12244898	33.33333333
Delta	M	40-49 years	Hispanic	<=10	<=10	<50	Region 8	20.68965517	60
Delta	M	50-64 years	Hispanic	<=10		13 <50	Region 8	28.125	69.23076923
Delta	M	5-11 years	Hispanic	<=10	<=10		50 Region 8	4	50
Delta	M	65-74 years	Hispanic	<=10	<=10	<50	Region 8	85.71428571	100
Delta	M	75+ years	Hispanic	<=10	<=10	<50	Region 8	37.5	60
Delta	M	12-15 years	NH American Indian/Alaska Native	<=10	<=10	<50	Region 8	5	12.5
Delta	M	16-19 years	NH American Indian/Alaska Native	<=10	<=10	<50	Region 8	10.71428571	37.5
Delta	M	20-29 years	NH American Indian/Alaska Native	<=10		32	70 Region 8	7.142857143	15.625
Delta	M	30-39 years	NH American Indian/Alaska Native	<=10		23	50 Region 8	14	30.43478261
Delta	M	40-49 years	NH American Indian/Alaska Native	<=10		20	52 Region 8	15.38461539	40
Delta	M	50-64 years	NH American Indian/Alaska Native		32	48	96 Region 8	33.33333333	66.66666667
Delta	M	5-11 years	NH American Indian/Alaska Native	<=10	<=10	<50	Region 8	2.272727273	14.28571429
Delta	M	65-74 years	NH American Indian/Alaska Native		11	18 <50	Region 8	25.58139535	61.11111111
Delta	M	75+ years	NH American Indian/Alaska Native	<=10	<=10	<50	Region 8	4.347826087	33.33333333
Delta	M	under 5 years	NH American Indian/Alaska Native	<=10	<=10				100
Delta	M	12-15 years	NH Asian/Native Hawaiian/Other Pacific Islands	<=10	<=10	<50	Region 8	0	0
Delta	M	16-19 years	NH Asian/Native Hawaiian/Other Pacific Islands	<=10	<=10	<50	Region 8	0	0
Delta	M	20-29 years	NH Asian/Native Hawaiian/Other Pacific Islands	<=10	<=10	<50	Region 8	16.66666667	33.33333333
Delta	M	30-39 years	NH Asian/Native Hawaiian/Other Pacific Islands	<=10	<=10	<50	Region 8	5.263157895	50
Delta	M	40-49 years	NH Asian/Native Hawaiian/Other Pacific Islands	<=10	<=10	<50	Region 8	50	75
Delta	M	50-64 years	NH Asian/Native Hawaiian/Other Pacific Islands	<=10	<=10	<50	Region 8	27.27272727	42.85714286
Delta	M	5-11 years	NH Asian/Native Hawaiian/Other Pacific Islands	<=10	<=10	<50	Region 8	0	0
Delta	M	65-74 years	NH Asian/Native Hawaiian/Other Pacific Islands	<=10	<=10	<50	Region 8	44.44444444	100
Delta	M	75+ years	NH Asian/Native Hawaiian/Other Pacific Islands	<=10	<=10	<50	Region 8	200	100
Delta	M	16-19 years	NH Black	<=10	<=10	<50	Region 8	14.28571429	25
Delta	M	20-29 years	NH Black	<=10	<=10	<50	Region 8	20	40
Delta	M	30-39 years	NH Black	<=10	<=10	<50	Region 8	0	0
Delta	M	40-49 years	NH Black	<=10	<=10	<50	Region 8	9.090909091	25
Delta	M	50-64 years	NH Black	<=10	<=10	<50	Region 8	27.27272727	75
Delta	M	65-74 years	NH Black	<=10	<=10	<50	Region 8	300	100
Delta	M	12-15 years	NH Other Race	<=10	<=10	<50	Region 8	2.325581395	25
Delta	M	16-19 years	NH Other Race	<=10	<=10	<50	Region 8	7.5	75
Delta	M	20-29 years	NH Other Race	<=10		23	71 Region 8	12.67605634	39.13043478
Delta	M	30-39 years	NH Other Race	<=10		26 <50	Region 8	20.51282051	30.76923077
Delta	M	40-49 years	NH Other Race		11	28 <50	Region 8	32.35294118	39.28571429
Delta	M	50-64 years	NH Other Race		59	85 <50	Region 8	122.9166667	69.41176471
Delta	M	65-74 years	NH Other Race		95	121 <50	Region 8	558.8235294	78.51239669
Delta	M	75+ years	NH Other Race		76	100 <50	Region 8	690.9090909	76
Delta	M	missing	NH Other Race	<=10	<=10				
Delta	M	12-15 years	NH White		73	203	757 Region 8	9.64332893	35.96059113
Delta	M	16-19 years	NH White		77	247	723 Region 8	10.65006916	31.17408907
Delta	M	20-29 years	NH White		168	517	1609 Region 8	10.44126787	32.49516441
Delta	M	30-39 years	NH White		253	570	1671 Region 8	15.14063435	44.38596491
Delta	M	40-49 years	NH White		348	698	1864 Region 8	18.6695279	49.85673352
Delta	M	50-64 years	NH White		1260	1884	3828 Region 8	32.9153605	66.87898089
Delta	M	5-11 years	NH White		47	173	1190 Region 8	3.949579832	27.16763006
Delta	M	65-74 years	NH White		1252	1548	2432 Region 8	51.48026316	80.87855297

Delta	M	75+ years	NH White		719	895	1572 Region 8	45.73791349	80.33519553
Delta	M	missing	NH White	<=10	<=10				0
Delta	M	under 5 years	NH White	<=10	<=10				40
Delta	M	12-15 years	Unknown	<=10	<=10				11.11111111
Delta	M	16-19 years	Unknown	<=10		31			22.58064516
Delta	M	20-29 years	Unknown		37	147			25.17006803
Delta	M	30-39 years	Unknown		60	215			27.90697674
Delta	M	40-49 years	Unknown		100	241			41.49377593
Delta	M	50-64 years	Unknown		237	483			49.06832298
Delta	M	5-11 years	Unknown	<=10		11			45.45454546
Delta	M	65-74 years	Unknown		266	379			70.18469657
Delta	M	75+ years	Unknown		162	247			65.58704453
Delta	M	missing	Unknown	<=10	<=10				
Delta	M	under 5 years	Unknown	<=10	<=10				0
Delta	U	30-39 years	NH White	<=10	<=10				0
Delta	U	40-49 years	NH White	<=10	<=10				50
Delta	U	50-64 years	NH White	<=10	<=10				100
Delta	U	40-49 years	Unknown	<=10	<=10				0
Delta	U	50-64 years	Unknown	<=10	<=10				0
Delta	U	65-74 years	Unknown	<=10	<=10				0
Delta	U	75+ years	Unknown	<=10	<=10				100
Delta	U	missing	Unknown	<=10	<=10				
Detroit	F	12-15 years	Hispanic		388	1483	2063 Region 2S	18.8075618	26.16318274
Detroit	F	16-19 years	Hispanic		479	1421	2111 Region 2S	22.69066793	33.70865588
Detroit	F	20-29 years	Hispanic		813	2330	3985 Region 2S	20.40150565	34.89270386
Detroit	F	30-39 years	Hispanic		943	2467	3794 Region 2S	24.85503427	38.22456425
Detroit	F	40-49 years	Hispanic		1288	2972	3248 Region 2S	39.65517241	43.33781965
Detroit	F	50-64 years	Hispanic		2636	4320	2582 Region 2S	102.091402	61.01851852
Detroit	F	5-11 years	Hispanic		144	824	4329 Region 2S	3.326403326	17.47572816
Detroit	F	65-74 years	Hispanic		1776	2223	900 Region 2S	197.3333333	79.89203779
Detroit	F	75+ years	Hispanic		1106	1349	1080 Region 2S	102.4074074	81.98665678
Detroit	F	missing	Hispanic	<=10	<=10				
Detroit	F	under 5 years	Hispanic	<=10	<=10				25
Detroit	F	12-15 years	NH American Indian/Alaska Native	<=10	<=10		173 Region 2S	0.578034682	33.33333333
Detroit	F	16-19 years	NH American Indian/Alaska Native	<=10		14	141 Region 2S	2.127659575	21.42857143
Detroit	F	20-29 years	NH American Indian/Alaska Native		16	48	243 Region 2S	6.58436214	33.33333333
Detroit	F	30-39 years	NH American Indian/Alaska Native		18	67	276 Region 2S	6.52173913	26.86567164
Detroit	F	40-49 years	NH American Indian/Alaska Native		20	52	246 Region 2S	8.130081301	38.46153846
Detroit	F	50-64 years	NH American Indian/Alaska Native		56	91	485 Region 2S	11.54639175	61.53846154
Detroit	F	5-11 years	NH American Indian/Alaska Native	<=10	<=10		233 Region 2S	0.429184549	25
Detroit	F	65-74 years	NH American Indian/Alaska Native		43	55	196 Region 2S	21.93877551	78.18181818
Detroit	F	75+ years	NH American Indian/Alaska Native		20	22	198 Region 2S	10.1010101	90.90909091
Detroit	F	missing	NH American Indian/Alaska Native	<=10	<=10				
Detroit	F	12-15 years	NH Asian/Native Hawaiian/Other Pacific Islands		31	104	86 Region 2S	36.04651163	29.80769231
Detroit	F	16-19 years	NH Asian/Native Hawaiian/Other Pacific Islands		45	62	440 Region 2S	10.22727273	72.58064516
Detroit	F	20-29 years	NH Asian/Native Hawaiian/Other Pacific Islands		233	381	1563 Region 2S	14.90722969	61.15485564
Detroit	F	30-39 years	NH Asian/Native Hawaiian/Other Pacific Islands		159	282	700 Region 2S	22.71428571	56.38297872
Detroit	F	40-49 years	NH Asian/Native Hawaiian/Other Pacific Islands		110	178	729 Region 2S	15.08916324	61.79775281
Detroit	F	50-64 years	NH Asian/Native Hawaiian/Other Pacific Islands		166	250	681 Region 2S	24.37591777	66.4
Detroit	F	5-11 years	NH Asian/Native Hawaiian/Other Pacific Islands		40	273	366 Region 2S	10.92896175	14.65201465
Detroit	F	65-74 years	NH Asian/Native Hawaiian/Other Pacific Islands		62	89 <50	Region 2S		69.66292135
Detroit	F	75+ years	NH Asian/Native Hawaiian/Other Pacific Islands		44	55	223 Region 2S	19.7309417	80
Detroit	F	missing	NH Asian/Native Hawaiian/Other Pacific Islands	<=10	<=10				
Detroit	F	under 5 years	NH Asian/Native Hawaiian/Other Pacific Islands	<=10	<=10				66.66666667
Detroit	F	12-15 years	NH Black		760	3005	13292 Region 2S	5.717724947	25.29118136
Detroit	F	16-19 years	NH Black		1197	3603	12096 Region 2S	9.895833333	33.22231474
Detroit	F	20-29 years	NH Black		2333	9164	39522 Region 2S	5.903041344	25.45831515
Detroit	F	30-39 years	NH Black		3360	10994	34647 Region 2S	9.697809334	30.5621248
Detroit	F	40-49 years	NH Black		5626	12368	33531 Region 2S	16.77850347	45.48835705
Detroit	F	50-64 years	NH Black		16043	25288	52005 Region 2S	30.84895683	63.44115786
Detroit	F	5-11 years	NH Black		480	2517	26798 Region 2S	1.791178446	19.07032181
Detroit	F	65-74 years	NH Black		11374	14503	27437 Region 2S	41.45496957	78.42515342
Detroit	F	75+ years	NH Black		6726	8589	21277 Region 2S	31.61159938	78.3094656
Detroit	F	missing	NH Black	<=10	<=10				
Detroit	F	under 5 years	NH Black	<=10	<=10				
Detroit	F	12-15 years	NH Other Race		31	100	222 Region 2S	13.96396396	11.11111111
Detroit	F	16-19 years	NH Other Race		151	286	192 Region 2S	78.64583333	52.7972028
Detroit	F	20-29 years	NH Other Race		433	854	1055 Region 2S	41.04265403	50.70257611
Detroit	F	30-39 years	NH Other Race		452	938	838 Region 2S	53.93794749	48.18763326
Detroit	F	40-49 years	NH Other Race		562	1054	552 Region 2S	101.8115942	53.32068311
Detroit	F	50-64 years	NH Other Race		1709	2501	585 Region 2S	292.1367521	68.33266693
Detroit	F	5-11 years	NH Other Race		13	60	749 Region 2S	1.73564753	21.66666667
Detroit	F	65-74 years	NH Other Race		1729	2094	313 Region 2S	552.3961661	82.56924546
Detroit	F	75+ years	NH Other Race		1383	1686	92 Region 2S	1503.26087	82.02846975
Detroit	F	missing	NH Other Race	<=10	<=10				
Detroit	F	under 5 years	NH Other Race	<=10	<=10				0
Detroit	F	12-15 years	NH White		121	409	1181 Region 2S	10.24555462	29.58435208
Detroit	F	16-19 years	NH White		237	589	1407 Region 2S	16.84434968	40.237691
Detroit	F	20-29 years	NH White		1251	2365	6126 Region 2S	20.42115573	52.89640592
Detroit	F	30-39 years	NH White		1392	2344	5449 Region 2S	25.54597174	59.3856553
Detroit	F	40-49 years	NH White		831	1463	4110 Region 2S	20.2189781	56.80109364
Detroit	F	50-64 years	NH White		1454	2275	5935 Region 2S	24.49873631	63.91208791
Detroit	F	5-11 years	NH White		107	356	1287 Region 2S	8.313908314	30.05617978
Detroit	F	65-74 years	NH White		1104	1397	3085 Region 2S	35.78606159	79.02648533
Detroit	F	75+ years	NH White		679	872	2351 Region 2S	28.8813271	77.86697248
Detroit	F	missing	NH White	<=10	<=10				
Detroit	F	under 5 years	NH White		11	44			25
Detroit	F	12-15 years	Unknown		56	222			25.25222523
Detroit	F	16-19 years	Unknown		118	383			30.80939948
Detroit	F	20-29 years	Unknown		691	2165			31.91685912
Detroit	F	30-39 years	Unknown		831	2595			32.02312139
Detroit	F	40-49 years	Unknown		1042	2734			38.11265545
Detroit	F	50-64 years	Unknown		2719	5358			50.74654722
Detroit	F	5-11 years	Unknown		16	178			8.988764045

Detroit	F	65-74 years	Unknown		1969	3165				62.21169036
Detroit	F	75+ years	Unknown		1335	2323				57.46879036
Detroit	F	missing	Unknown	<=10	<=10					
Detroit	F	under 5 years	Unknown	<=10	<=10					40
Detroit	M	12-15 years	Hispanic		343	1416	2189 Region 2S	15.66925537		24.22316384
Detroit	M	16-19 years	Hispanic		370	1270	2022 Region 2S	18.29871414		29.13385827
Detroit	M	20-29 years	Hispanic		614	2221	4561 Region 2S	13.4619601		27.64520486
Detroit	M	30-39 years	Hispanic		832	2281	4391 Region 2S	18.94784787		36.47523016
Detroit	M	40-49 years	Hispanic		1100	2805	3583 Region 2S	30.70053028		39.21568628
Detroit	M	50-64 years	Hispanic		2543	4526	2392 Region 2S	106.312709		56.18647813
Detroit	M	5-11 years	Hispanic		139	808	5538 Region 2S	2.509931383		17.2029703
Detroit	M	65-74 years	Hispanic		1426	1886	972 Region 2S	146.7078189		75.6097561
Detroit	M	75+ years	Hispanic		689	845	547 Region 2S	125.9597806		81.53846154
Detroit	M	missing	Hispanic	<=10	<=10					
Detroit	M	under 5 years	Hispanic	<=10	<=10					33.33333333
Detroit	M	12-15 years	NH American Indian/Alaska Native	<=10	<=10	<50	Region 2S		0	0
Detroit	M	16-19 years	NH American Indian/Alaska Native	<=10	<=10	13 <50	Region 2S	29.41176471		38.46153846
Detroit	M	20-29 years	NH American Indian/Alaska Native	<=10	<=10	34	212 Region 2S	3.773584906		23.52941177
Detroit	M	30-39 years	NH American Indian/Alaska Native		24	45	248 Region 2S	9.677419355		53.33333333
Detroit	M	40-49 years	NH American Indian/Alaska Native		18	36	338 Region 2S	5.325443787		50
Detroit	M	50-64 years	NH American Indian/Alaska Native		43	70	386 Region 2S	11.13989637		61.42857143
Detroit	M	5-11 years	NH American Indian/Alaska Native	<=10	<=10		188 Region 2S		0	0
Detroit	M	65-74 years	NH American Indian/Alaska Native		27	37	126 Region 2S	21.42857143		72.97297297
Detroit	M	75+ years	NH American Indian/Alaska Native	<=10	<=10		94 Region 2S	4.255319149		80
Detroit	M	missing	NH American Indian/Alaska Native	<=10	<=10					
Detroit	M	under 5 years	NH American Indian/Alaska Native	<=10	<=10					
Detroit	M	12-15 years	NH Asian/Native Hawaiian/Other Pacific Islands		26	105	484 Region 2S	5.371900826		24.76190476
Detroit	M	16-19 years	NH Asian/Native Hawaiian/Other Pacific Islands		28	58	394 Region 2S	7.106598985		48.27586207
Detroit	M	20-29 years	NH Asian/Native Hawaiian/Other Pacific Islands		199	399	1641 Region 2S	12.12675198		49.87468672
Detroit	M	30-39 years	NH Asian/Native Hawaiian/Other Pacific Islands		169	312	866 Region 2S	19.51501155		54.16666667
Detroit	M	40-49 years	NH Asian/Native Hawaiian/Other Pacific Islands		107	180	671 Region 2S	15.94634873		59.44444444
Detroit	M	50-64 years	NH Asian/Native Hawaiian/Other Pacific Islands		180	272	969 Region 2S	18.57585139		66.17647059
Detroit	M	5-11 years	NH Asian/Native Hawaiian/Other Pacific Islands		50	279	639 Region 2S	7.824726135		17.92114695
Detroit	M	65-74 years	NH Asian/Native Hawaiian/Other Pacific Islands		86	109	311 Region 2S	27.65273312		78.89908257
Detroit	M	75+ years	NH Asian/Native Hawaiian/Other Pacific Islands		16	23	73 Region 2S	21.91780822		69.56521739
Detroit	M	missing	NH Asian/Native Hawaiian/Other Pacific Islands	<=10	<=10					
Detroit	M	under 5 years	NH Asian/Native Hawaiian/Other Pacific Islands	<=10	<=10					50
Detroit	M	12-15 years	NH Black		716	2865	14988 Region 2S	4.777155057		24.991274
Detroit	M	16-19 years	NH Black		808	2840	12893 Region 2S	6.266966571		28.45070423
Detroit	M	20-29 years	NH Black		1749	6411	37879 Region 2S	4.617334143		27.28123538
Detroit	M	30-39 years	NH Black		2203	6709	28916 Region 2S	7.618619449		32.8364883
Detroit	M	40-49 years	NH Black		3570	8131	27638 Region 2S	12.91699834		43.90603862
Detroit	M	50-64 years	NH Black		12594	20633	43818 Region 2S	28.74161304		61.03814278
Detroit	M	5-11 years	NH Black		441	2371	24321 Region 2S	1.813247811		18.59974694
Detroit	M	65-74 years	NH Black		7806	10281	20171 Region 2S	38.6991225		75.9264663
Detroit	M	75+ years	NH Black		3266	4178	11937 Region 2S	27.36030829		78.17137386
Detroit	M	missing	NH Black	<=10	<=10					0
Detroit	M	under 5 years	NH Black	<=10	<=10					21.73913044
Detroit	M	12-15 years	NH Other Race		21	94	299 Region 2S	7.023411371		22.34042553
Detroit	M	16-19 years	NH Other Race		96	232	305 Region 2S	31.47540984		41.37931035
Detroit	M	20-29 years	NH Other Race		360	795	946 Region 2S	38.05496829		45.28301887
Detroit	M	30-39 years	NH Other Race		357	829	458 Region 2S	77.94759825		43.06393245
Detroit	M	40-49 years	NH Other Race		452	970	604 Region 2S	74.83443709		46.59793814
Detroit	M	50-64 years	NH Other Race		1321	2084	409 Region 2S	322.9828851		63.38771593
Detroit	M	5-11 years	NH Other Race	<=10		56	482 Region 2S	1.452282158		12.5
Detroit	M	65-74 years	NH Other Race		1225	1518	335 Region 2S	365.6716418		80.69828722
Detroit	M	75+ years	NH Other Race	<=10	857	1037	55 Region 2S	1558.181818		82.64223722
Detroit	M	missing	NH Other Race	<=10	<=10					
Detroit	M	under 5 years	NH Other Race	<=10	<=10					50
Detroit	M	12-15 years	NH White		125	419	1178 Region 2S	10.61120543		29.83293556
Detroit	M	16-19 years	NH White		158	478	1496 Region 2S	10.56149733		33.05439331
Detroit	M	20-29 years	NH White		975	2100	8712 Region 2S	11.19146006		46.42857143
Detroit	M	30-39 years	NH White		1332	2327	5604 Region 2S	23.76873662		57.24108294
Detroit	M	40-49 years	NH White		872	1532	4050 Region 2S	21.5308642		56.91906005
Detroit	M	50-64 years	NH White		1626	2609	7617 Region 2S	21.346987		62.32272902
Detroit	M	5-11 years	NH White		144	411	2891 Region 2S	4.980975441		35.03649635
Detroit	M	65-74 years	NH White		1066	1434	3297 Region 2S	32.33242342		74.33751743
Detroit	M	75+ years	NH White		528	665	1883 Region 2S	28.04036113		79.39849624
Detroit	M	missing	NH White	<=10	<=10					
Detroit	M	under 5 years	NH White	<=10	<=10					23.52941177
Detroit	M	12-15 years	Unknown		54	216				25
Detroit	M	16-19 years	Unknown		134	400				33.5
Detroit	M	20-29 years	Unknown		620	2185				28.37528604
Detroit	M	30-39 years	Unknown		953	2906				32.79421886
Detroit	M	40-49 years	Unknown		968	2818				34.35060327
Detroit	M	50-64 years	Unknown		2191	4692				46.69650469
Detroit	M	5-11 years	Unknown		31	186				16.66666667
Detroit	M	65-74 years	Unknown		1301	2232				58.28853047
Detroit	M	75+ years	Unknown		784	1409				55.6422995
Detroit	M	missing	Unknown	<=10	<=10					
Detroit	M	under 5 years	Unknown	<=10	<=10					14.28571429
Detroit	U	20-29 years	Hispanic	<=10	<=10					66.66666667
Detroit	U	30-39 years	Hispanic	<=10	<=10					100
Detroit	U	50-64 years	Hispanic	<=10	<=10					100
Detroit	U	65-74 years	Hispanic	<=10	<=10					100
Detroit	U	75+ years	Hispanic	<=10	<=10					100
Detroit	U	20-29 years	NH Asian/Native Hawaiian/Other Pacific Islands	<=10	<=10					50
Detroit	U	50-64 years	NH Asian/Native Hawaiian/Other Pacific Islands	<=10	<=10					0
Detroit	U	20-29 years	NH Black	<=10	<=10					40
Detroit	U	30-39 years	NH Black	<=10	<=10					33.33333333
Detroit	U	40-49 years	NH Black	<=10	<=10					77.77777778
Detroit	U	50-64 years	NH Black	<=10	<=10					70
Detroit	U	65-74 years	NH Black	<=10	<=10					100
Detroit	U	75+ years	NH Black	<=10	<=10					100

Detroit	U	16-19 years	NH Other Race	<=10	<=10					0	
Detroit	U	20-29 years	NH Other Race	<=10	<=10					0	
Detroit	U	30-39 years	NH Other Race	<=10	<=10					50	
Detroit	U	40-49 years	NH Other Race	<=10	<=10					25	
Detroit	U	50-64 years	NH Other Race	<=10	<=10				33.33333333	0	
Detroit	U	65-74 years	NH Other Race	<=10	<=10					0	
Detroit	U	75+ years	NH Other Race	<=10	<=10					100	
Detroit	U	20-29 years	NH White	<=10	<=10				33.33333333	0	
Detroit	U	30-39 years	NH White	<=10	<=10					20	
Detroit	U	40-49 years	NH White	<=10	<=10					50	
Detroit	U	50-64 years	NH White	<=10	<=10					100	
Detroit	U	under 5 years	NH White	<=10	<=10						
Detroit	U	20-29 years	Unknown	<=10	<=10					0	
Detroit	U	30-39 years	Unknown	<=10	<=10	11				18.18181818	
Detroit	U	40-49 years	Unknown	<=10	<=10					55.55555556	
Detroit	U	50-64 years	Unknown	<=10	<=10	13				61.53846154	
Detroit	U	65-74 years	Unknown	<=10	<=10					100	
Detroit	U	75+ years	Unknown	<=10	<=10					0	
Detroit	U	missing	Unknown	<=10	<=10						
Dickinson	F	12-15 years	Hispanic	<=10	<=10	<50	Region 8		0	0	
Dickinson	F	16-19 years	Hispanic	<=10	<=10	<50	Region 8	8	33.33333333	0	
Dickinson	F	20-29 years	Hispanic	<=10	<=10	12 <50	Region 8	15.625	41.66666667	0	
Dickinson	F	30-39 years	Hispanic	<=10	<=10	<50	Region 8	16	44.44444444	0	
Dickinson	F	40-49 years	Hispanic	<=10	<=10	<50	Region 8	16.66666667	50	0	
Dickinson	F	50-64 years	Hispanic	<=10	<=10	<50	Region 8	23.80952381	50	0	
Dickinson	F	5-11 years	Hispanic	<=10	<=10	<50	Region 8	0	0	0	
Dickinson	F	65-74 years	Hispanic	<=10	<=10	<50	Region 8	50	60	0	
Dickinson	F	75+ years	Hispanic	<=10	<=10	<50	Region 8	20	33.33333333	0	
Dickinson	F	missing	Hispanic	<=10	<=10						
Dickinson	F	12-15 years	NH American Indian/Alaska Native	<=10	<=10	<50	Region 8	0	0	0	
Dickinson	F	16-19 years	NH American Indian/Alaska Native	<=10	<=10	<50	Region 8	11.11111111	33.33333333	0	
Dickinson	F	20-29 years	NH American Indian/Alaska Native	<=10	<=10	<50	Region 8	31.25	50	0	
Dickinson	F	30-39 years	NH American Indian/Alaska Native	<=10	<=10	<50	Region 8	13.33333333	40	0	
Dickinson	F	40-49 years	NH American Indian/Alaska Native	<=10	<=10	<50	Region 8	33.33333333	50	0	
Dickinson	F	50-64 years	NH American Indian/Alaska Native	<=10	<=10	<50	Region 8	6.66666667	25	0	
Dickinson	F	65-74 years	NH American Indian/Alaska Native	<=10	<=10	<50	Region 8	80	66.66666667	0	
Dickinson	F	75+ years	NH American Indian/Alaska Native	<=10	<=10	<50	Region 8	50	100	0	
Dickinson	F	12-15 years	NH Asian/Native Hawaiian/Other Pacific Islands	<=10	<=10	<50	Region 8	25	50	0	
Dickinson	F	20-29 years	NH Asian/Native Hawaiian/Other Pacific Islands	<=10	<=10	<50	Region 8	15.78947368	37.5	0	
Dickinson	F	30-39 years	NH Asian/Native Hawaiian/Other Pacific Islands	<=10	<=10	<50	Region 8	21.05263158	80	0	
Dickinson	F	40-49 years	NH Asian/Native Hawaiian/Other Pacific Islands	<=10	<=10	<50	Region 8	28.57142857	66.66666667	0	
Dickinson	F	50-64 years	NH Asian/Native Hawaiian/Other Pacific Islands	<=10	<=10	<50	Region 8	14.28571429	75	0	
Dickinson	F	5-11 years	NH Asian/Native Hawaiian/Other Pacific Islands	<=10	<=10	<50	Region 8	14.28571429	33.33333333	0	
Dickinson	F	65-74 years	NH Asian/Native Hawaiian/Other Pacific Islands	<=10	<=10	<50	Region 8	25	33.33333333	0	
Dickinson	F	75+ years	NH Asian/Native Hawaiian/Other Pacific Islands	<=10	<=10	<50	Region 8	33.33333333	50	0	
Dickinson	F	20-29 years	NH Black	<=10	<=10	<50	Region 8	8.33333333	100	0	
Dickinson	F	30-39 years	NH Black	<=10	<=10	<50	Region 8	20	100	0	
Dickinson	F	40-49 years	NH Black	<=10	<=10	<50	Region 8	50	66.66666667	0	
Dickinson	F	50-64 years	NH Black	<=10	<=10	<50	Region 8	6.66666667	50	0	
Dickinson	F	65-74 years	NH Black	<=10	<=10	<50	Region 8	50	100	0	
Dickinson	F	missing	NH Black	<=10	<=10						
Dickinson	F	12-15 years	NH Other Race	<=10	<=10	11 <50	Region 8	25	27.27272727	0	
Dickinson	F	16-19 years	NH Other Race			17	29 <50	Region 8	242.8571429	58.62068966	
Dickinson	F	20-29 years	NH Other Race			16	44 <50	Region 8	72.72727273	36.36363636	
Dickinson	F	30-39 years	NH Other Race			33	66 <50	Region 8	235.7142857	50	
Dickinson	F	40-49 years	NH Other Race			54	96 <50	Region 8	600	56.25	
Dickinson	F	50-64 years	NH Other Race			283	373 <50	Region 8	1230.434783	75.87131367	
Dickinson	F	5-11 years	NH Other Race	<=10	<=10		<50	Region 8	0	0	
Dickinson	F	65-74 years	NH Other Race			347	378 <50	Region 8	6940	91.7989418	
Dickinson	F	75+ years	NH Other Race			283	312 <50	Region 8	7075	90.70512821	
Dickinson	F	missing	NH Other Race	<=10	<=10						
Dickinson	F	12-15 years	NH White			47	168	509 Region 8	9.233791749	27.97619048	
Dickinson	F	16-19 years	NH White			76	187	500 Region 8	15.2	40.64171123	
Dickinson	F	20-29 years	NH White			160	374	1102 Region 8	14.51905626	42.78074866	
Dickinson	F	30-39 years	NH White			199	438	1295 Region 8	15.36679537	45.43378995	
Dickinson	F	40-49 years	NH White			234	448	1253 Region 8	18.67517957	52.23214286	
Dickinson	F	50-64 years	NH White			667	1041	2850 Region 8	23.40350877	64.07300672	
Dickinson	F	5-11 years	NH White			27	130	858 Region 8	3.146853147	20.76923077	
Dickinson	F	65-74 years	NH White			459	606	1542 Region 8	29.76653697	75.74257426	
Dickinson	F	75+ years	NH White			364	483	1461 Region 8	24.91444216	75.36231884	
Dickinson	F	missing	NH White	<=10	<=10						
Dickinson	F	under 5 years	NH White	<=10	<=10					0	
Dickinson	F	12-15 years	Unknown	<=10	<=10					45.45454546	
Dickinson	F	16-19 years	Unknown			32	75			42.66666667	
Dickinson	F	20-29 years	Unknown			48	128			37.5	
Dickinson	F	30-39 years	Unknown			95	193			49.22279793	
Dickinson	F	40-49 years	Unknown			104	225			46.22222222	
Dickinson	F	50-64 years	Unknown			344	583			59.0051458	
Dickinson	F	5-11 years	Unknown	<=10	<=10		12			25	
Dickinson	F	65-74 years	Unknown			311	452			68.80530974	
Dickinson	F	75+ years	Unknown			267	398			67.08542714	
Dickinson	F	missing	Unknown	<=10	<=10						
Dickinson	F	under 5 years	Unknown	<=10	<=10					100	
Dickinson	M	12-15 years	Hispanic	<=10	<=10	<50	Region 8	7.692307692	50	0	
Dickinson	M	16-19 years	Hispanic	<=10	<=10	<50	Region 8	21.05263158	44.44444444	0	
Dickinson	M	20-29 years	Hispanic	<=10	<=10	12 <50	Region 8	6.666666667	25	0	
Dickinson	M	30-39 years	Hispanic	<=10	<=10	12 <50	Region 8	20	58.33333333	0	
Dickinson	M	40-49 years	Hispanic	<=10	<=10	<50	Region 8	31.57894737	85.71428571	0	
Dickinson	M	50-64 years	Hispanic	<=10	<=10	11 <50	Region 8	33.33333333	45.45454546	0	
Dickinson	M	65-74 years	Hispanic	<=10	<=10	<50	Region 8	42.85714286	75	0	
Dickinson	M	75+ years	Hispanic	<=10	<=10	<50	Region 8	33.33333333	50	0	
Dickinson	M	12-15 years	NH American Indian/Alaska Native	<=10	<=10	<50	Region 8	0	0	0	
Dickinson	M	16-19 years	NH American Indian/Alaska Native	<=10	<=10	<50	Region 8	0	0	0	
Dickinson	M	20-29 years	NH American Indian/Alaska Native	<=10	<=10	<50	Region 8	18.18181818	50	0	

Dickinson	M	30-39 years	NH American Indian/Alaska Native	<=10	<=10	<50	Region 8	20	40
Dickinson	M	40-49 years	NH American Indian/Alaska Native	<=10	<=10	<50	Region 8	9.090909091	25
Dickinson	M	50-64 years	NH American Indian/Alaska Native	<=10	<=10	<50	Region 8	35.29411765	66.66666667
Dickinson	M	65-74 years	NH American Indian/Alaska Native	<=10	<=10	<50	Region 8	14.28571429	50
Dickinson	M	75+ years	NH American Indian/Alaska Native	<=10	<=10	<50	Region 8	28.57142857	100
Dickinson	M	12-15 years	NH Asian/Native Hawaiian/Other Pacific Islands	<=10	<=10	<50	Region 8	12.5	100
Dickinson	M	20-29 years	NH Asian/Native Hawaiian/Other Pacific Islands	<=10	<=10	<50	Region 8	5	100
Dickinson	M	30-39 years	NH Asian/Native Hawaiian/Other Pacific Islands	<=10	<=10	<50	Region 8	12.5	100
Dickinson	M	40-49 years	NH Asian/Native Hawaiian/Other Pacific Islands	<=10	<=10	<50	Region 8	30	100
Dickinson	M	50-64 years	NH Asian/Native Hawaiian/Other Pacific Islands	<=10	<=10	<50	Region 8	60	100
Dickinson	M	5-11 years	NH Asian/Native Hawaiian/Other Pacific Islands	<=10	<=10	<50	Region 8	60	50
Dickinson	M	65-74 years	NH Asian/Native Hawaiian/Other Pacific Islands	<=10	<=10	<50	Region 8	33.33333333	100
Dickinson	M	75+ years	NH Asian/Native Hawaiian/Other Pacific Islands	<=10	<=10	<50	Region 8	60	100
Dickinson	M	missing	NH Asian/Native Hawaiian/Other Pacific Islands	<=10	<=10				
Dickinson	M	12-15 years	NH Black	<=10	<=10	<50	Region 8	0	0
Dickinson	M	16-19 years	NH Black	<=10	<=10	<50	Region 8	0	0
Dickinson	M	20-29 years	NH Black	<=10	<=10	<50	Region 8	0	0
Dickinson	M	30-39 years	NH Black	<=10	<=10	<50	Region 8	7.692307692	50
Dickinson	M	40-49 years	NH Black	<=10	<=10	<50	Region 8	0	0
Dickinson	M	50-64 years	NH Black	<=10	<=10	<50	Region 8	45.45454546	83.33333333
Dickinson	M	5-11 years	NH Black	<=10	<=10	<50	Region 8	0	0
Dickinson	M	65-74 years	NH Black	<=10	<=10	<50	Region 8	0	0
Dickinson	M	12-15 years	NH Other Race	<=10		13 <50	Region 8	26.66666667	30.76923077
Dickinson	M	16-19 years	NH Other Race		19	33 <50	Region 8	111.7647059	57.57575758
Dickinson	M	20-29 years	NH Other Race		23	56 <50	Region 8	82.14285714	41.07142857
Dickinson	M	30-39 years	NH Other Race		29	61 <50	Region 8	47.54098361	290
Dickinson	M	40-49 years	NH Other Race		53	110 <50	Region 8	481.8181818	48.18181818
Dickinson	M	50-64 years	NH Other Race		244	349 <50	Region 8	903.7037037	69.91404012
Dickinson	M	5-11 years	NH Other Race	<=10	<=10	<50	Region 8	0	0
Dickinson	M	65-74 years	NH Other Race		306	342 <50	Region 8	3400	89.47368421
Dickinson	M	75+ years	NH Other Race		177	197 <50	Region 8	2528.571429	89.84771574
Dickinson	M	missing	NH Other Race	<=10	<=10				
Dickinson	M	12-15 years	NH White		52	161	579 Region 8	8.981001727	32.29813665
Dickinson	M	16-19 years	NH White		64	172	511 Region 8	12.52446184	37.20930233
Dickinson	M	20-29 years	NH White		109	310	1300 Region 8	8.384615385	35.16129032
Dickinson	M	30-39 years	NH White		143	363	1350 Region 8	10.59259259	39.39393939
Dickinson	M	40-49 years	NH White		167	326	1255 Region 8	13.30677291	51.22699387
Dickinson	M	50-64 years	NH White		532	850	2860 Region 8	18.6013986	62.58823529
Dickinson	M	5-11 years	NH White		43	139	911 Region 8	4.720087816	30.9352518
Dickinson	M	65-74 years	NH White		391	491	1563 Region 8	25.01599488	79.63340122
Dickinson	M	75+ years	NH White		188	238	1093 Region 8	17.20036597	78.99159664
Dickinson	M	missing	NH White	<=10	<=10				
Dickinson	M	under 5 years	NH White	<=10	<=10				0
Dickinson	M	12-15 years	Unknown	<=10		15			46.66666667
Dickinson	M	16-19 years	Unknown		24	49			48.97959184
Dickinson	M	20-29 years	Unknown		32	141			22.69503546
Dickinson	M	30-39 years	Unknown		79	184			42.93478261
Dickinson	M	40-49 years	Unknown		98	225			43.55555556
Dickinson	M	50-64 years	Unknown		282	506			55.7312253
Dickinson	M	5-11 years	Unknown	<=10		20			45
Dickinson	M	65-74 years	Unknown		287	433			66.2817552
Dickinson	M	75+ years	Unknown		209	283			73.85159011
Dickinson	M	missing	Unknown	<=10	<=10				
Dickinson	M	under 5 years	Unknown	<=10	<=10				
Dickinson	U	40-49 years	NH Other Race	<=10	<=10				0
Dickinson	U	40-49 years	NH White	<=10	<=10				100
Dickinson	U	50-64 years	NH White	<=10	<=10				100
Dickinson	U	30-39 years	Unknown	<=10	<=10				0
Dickinson	U	50-64 years	Unknown	<=10	<=10				66.66666667
Eaton	F	12-15 years	Hispanic		32	84	225 Region 1	14.22222222	38.0952381
Eaton	F	16-19 years	Hispanic		64	111	240 Region 1	26.66666667	57.65765766
Eaton	F	20-29 years	Hispanic		106	229	569 Region 1	18.62917399	46.28820961
Eaton	F	30-39 years	Hispanic		110	195	495 Region 1	22.22222222	56.41025641
Eaton	F	40-49 years	Hispanic		112	198	356 Region 1	31.46067416	56.56565657
Eaton	F	50-64 years	Hispanic		210	293	428 Region 1	49.06542056	71.67235495
Eaton	F	5-11 years	Hispanic		23	84	361 Region 1	6.371191136	27.38095238
Eaton	F	65-74 years	Hispanic		103	128	154 Region 1	66.88311688	80.46875
Eaton	F	75+ years	Hispanic		54	65	104 Region 1	51.92307692	83.07692308
Eaton	F	missing	Hispanic	<=10	<=10				
Eaton	F	under 5 years	Hispanic	<=10	<=10				0
Eaton	F	12-15 years	NH American Indian/Alaska Native	<=10	<=10	<50	Region 1	25	40
Eaton	F	16-19 years	NH American Indian/Alaska Native	<=10	<=10	<50	Region 1	57.14285714	44.44444444
Eaton	F	20-29 years	NH American Indian/Alaska Native	<=10	<=10	23 <50	Region 1	19.51219512	34.7826087
Eaton	F	30-39 years	NH American Indian/Alaska Native		14	26 <50	Region 1	45.16129032	53.84615385
Eaton	F	40-49 years	NH American Indian/Alaska Native		13	22 <50	Region 1	35.13513514	59.09090909
Eaton	F	50-64 years	NH American Indian/Alaska Native		25	33 <50	Region 1	59.52380952	75.75757576
Eaton	F	65-74 years	NH American Indian/Alaska Native		19	19 <50	Region 1	135.7142857	100
Eaton	F	75+ years	NH American Indian/Alaska Native		11	14 <50	Region 1	275	78.57142857
Eaton	F	under 5 years	NH American Indian/Alaska Native	<=10	<=10				
Eaton	F	12-15 years	NH Asian/Native Hawaiian/Other Pacific Islands		21	36 <50	Region 1	46.66666667	58.33333333
Eaton	F	16-19 years	NH Asian/Native Hawaiian/Other Pacific Islands		24	38	62 Region 1	38.70967742	63.15789474
Eaton	F	20-29 years	NH Asian/Native Hawaiian/Other Pacific Islands		76	124	285 Region 1	26.66666667	61.29032258
Eaton	F	30-39 years	NH Asian/Native Hawaiian/Other Pacific Islands		82	133	262 Region 1	31.29770992	61.65413534
Eaton	F	40-49 years	NH Asian/Native Hawaiian/Other Pacific Islands		64	92	143 Region 1	44.75524476	69.56521739
Eaton	F	50-64 years	NH Asian/Native Hawaiian/Other Pacific Islands		90	122	224 Region 1	40.17857143	73.7704918
Eaton	F	5-11 years	NH Asian/Native Hawaiian/Other Pacific Islands		20	91	77 Region 1	25.97402597	21.97802198
Eaton	F	65-74 years	NH Asian/Native Hawaiian/Other Pacific Islands		41	52	75 Region 1	54.66666667	78.84615385
Eaton	F	75+ years	NH Asian/Native Hawaiian/Other Pacific Islands		13	16 <50	Region 1	27.65957447	81.25
Eaton	F	missing	NH Asian/Native Hawaiian/Other Pacific Islands	<=10	<=10				
Eaton	F	under 5 years	NH Asian/Native Hawaiian/Other Pacific Islands	<=10	<=10				
Eaton	F	12-15 years	NH Black		42	94	182 Region 1	23.07692308	44.68085106
Eaton	F	16-19 years	NH Black		41	106	202 Region 1	20.2970297	38.67924528
Eaton	F	20-29 years	NH Black		108	290	584 Region 1	18.49315069	37.24137931
Eaton	F	30-39 years	NH Black		127	268	516 Region 1	24.6124031	47.3880597

Eaton	F	40-49 years	NH Black		164	287	434 Region 1	37.78801843	57.14285714
Eaton	F	50-64 years	NH Black		463	623	795 Region 1	58.23899371	74.31781701
Eaton	F	5-11 years	NH Black		15	78	350 Region 1	4.285714286	19.23076923
Eaton	F	65-74 years	NH Black		235	280	383 Region 1	61.35770235	83.92857143
Eaton	F	75+ years	NH Black		107	137	151 Region 1	70.86092715	78.10218978
Eaton	F	missing	NH Black	<=10	<=10				
Eaton	F	under 5 years	NH Black	<=10	<=10				50
Eaton	F	12-15 years	NH Other Race	<=10	<=10	16	136 Region 1	5.882352941	50
Eaton	F	16-19 years	NH Other Race		37	62	139 Region 1	26.61870504	59.67741936
Eaton	F	20-29 years	NH Other Race		92	178	255 Region 1	36.07843137	51.68539326
Eaton	F	30-39 years	NH Other Race		119	194	113 Region 1	105.3097345	61.34020619
Eaton	F	40-49 years	NH Other Race		134	194	109 Region 1	122.9357798	69.07216495
Eaton	F	50-64 years	NH Other Race		315	426	128 Region 1	246.09375	73.94366197
Eaton	F	5-11 years	NH Other Race	<=10		18	225 Region 1	2.222222222	27.77777778
Eaton	F	65-74 years	NH Other Race		339	397 <50	Region 1	1059.375	85.39042821
Eaton	F	75+ years	NH Other Race		297	356 <50	Region 1	742.5	83.42696629
Eaton	F	missing	NH Other Race	<=10	<=10				
Eaton	F	under 5 years	NH Other Race	<=10	<=10				50
Eaton	F	12-15 years	NH White		424	965	1924 Region 1	22.03742204	43.93782383
Eaton	F	16-19 years	NH White		582	1086	2005 Region 1	29.02743142	53.59116022
Eaton	F	20-29 years	NH White		1353	2653	5168 Region 1	26.18034056	50.99886921
Eaton	F	30-39 years	NH White		1696	2904	5497 Region 1	30.85319265	58.40220386
Eaton	F	40-49 years	NH White		2037	3111	5339 Region 1	38.15321221	65.47733848
Eaton	F	50-64 years	NH White		5021	6667	10390 Region 1	48.3253128	75.31123444
Eaton	F	5-11 years	NH White		342	1041	3368 Region 1	10.1543943	32.85302594
Eaton	F	65-74 years	NH White		3954	4614	5953 Region 1	66.42029229	85.69570871
Eaton	F	75+ years	NH White		2774	3330	4533 Region 1	61.19567615	83.3033033
Eaton	F	missing	NH White	<=10	<=10				
Eaton	F	under 5 years	NH White		21	78			26.92307692
Eaton	F	12-15 years	Unknown		22	68			32.35294118
Eaton	F	16-19 years	Unknown		57	119			47.89915966
Eaton	F	20-29 years	Unknown		184	481			38.25363825
Eaton	F	30-39 years	Unknown		237	512			46.2890625
Eaton	F	40-49 years	Unknown		260	506			51.38339921
Eaton	F	50-64 years	Unknown		463	845			54.79289941
Eaton	F	5-11 years	Unknown		11	71			15.49295775
Eaton	F	65-74 years	Unknown		275	438			62.78538813
Eaton	F	75+ years	Unknown		180	308			58.44155844
Eaton	F	missing	Unknown	<=10	<=10				0
Eaton	F	under 5 years	Unknown	<=10	<=10				44.44444444
Eaton	M	12-15 years	Hispanic		41	83	222 Region 1	18.46846847	49.39759036
Eaton	M	16-19 years	Hispanic		27	83	233 Region 1	11.58798283	32.53012048
Eaton	M	20-29 years	Hispanic		68	192	555 Region 1	12.25225225	35.41666667
Eaton	M	30-39 years	Hispanic		85	163	519 Region 1	16.37764933	52.14723926
Eaton	M	40-49 years	Hispanic		110	182	353 Region 1	31.16147309	60.43956044
Eaton	M	50-64 years	Hispanic		191	257	420 Region 1	45.47619048	74.31906615
Eaton	M	5-11 years	Hispanic		19	80	365 Region 1	5.205479452	23.75
Eaton	M	65-74 years	Hispanic		85	112	180 Region 1	47.22222222	75.89285714
Eaton	M	75+ years	Hispanic		47	53	79 Region 1	59.49367089	88.67924528
Eaton	M	missing	Hispanic	<=10	<=10				
Eaton	M	under 5 years	Hispanic	<=10	<=10				40
Eaton	M	12-15 years	NH American Indian/Alaska Native	<=10	<=10	<50	Region 1	12.5	33.33333333
Eaton	M	16-19 years	NH American Indian/Alaska Native	<=10	<=10	<50	Region 1	0	0
Eaton	M	20-29 years	NH American Indian/Alaska Native	<=10	<=10	18 <50	Region 1	16.21621622	33.33333333
Eaton	M	30-39 years	NH American Indian/Alaska Native	<=10	<=10	<50	Region 1	10.34482759	30
Eaton	M	40-49 years	NH American Indian/Alaska Native	<=10	<=10	22 <50	Region 1	35.71428571	45.45454546
Eaton	M	50-64 years	NH American Indian/Alaska Native		17	25	50 Region 1	34	68
Eaton	M	5-11 years	NH American Indian/Alaska Native	<=10	<=10	<50	Region 1	4.761904762	25
Eaton	M	65-74 years	NH American Indian/Alaska Native	<=10	<=10	12 <50	Region 1	32	66.66666667
Eaton	M	75+ years	NH American Indian/Alaska Native	<=10	<=10	<50	Region 1	140	70
Eaton	M	under 5 years	NH American Indian/Alaska Native	<=10	<=10				0
Eaton	M	12-15 years	NH Asian/Native Hawaiian/Other Pacific Islands		12	33	72 Region 1	16.66666667	36.36363636
Eaton	M	16-19 years	NH Asian/Native Hawaiian/Other Pacific Islands		27	34	70 Region 1	38.57142857	79.41176471
Eaton	M	20-29 years	NH Asian/Native Hawaiian/Other Pacific Islands		43	83	267 Region 1	16.10486891	51.80722892
Eaton	M	30-39 years	NH Asian/Native Hawaiian/Other Pacific Islands		93	150	338 Region 1	27.5147929	62
Eaton	M	40-49 years	NH Asian/Native Hawaiian/Other Pacific Islands		72	103	174 Region 1	41.37931035	69.90291262
Eaton	M	50-64 years	NH Asian/Native Hawaiian/Other Pacific Islands		82	110	174 Region 1	47.12643678	74.54545455
Eaton	M	5-11 years	NH Asian/Native Hawaiian/Other Pacific Islands		29	101	120 Region 1	24.16666667	28.71287129
Eaton	M	65-74 years	NH Asian/Native Hawaiian/Other Pacific Islands		37	45	106 Region 1	34.90566038	82.22222222
Eaton	M	75+ years	NH Asian/Native Hawaiian/Other Pacific Islands		11	14 <50	Region 1	25.58139535	78.57142857
Eaton	M	missing	NH Asian/Native Hawaiian/Other Pacific Islands	<=10	<=10				
Eaton	M	under 5 years	NH Asian/Native Hawaiian/Other Pacific Islands	<=10	<=10				37.5
Eaton	M	12-15 years	NH Black		45	118	215 Region 1	20.93023256	38.13559322
Eaton	M	16-19 years	NH Black		38	98	250 Region 1	15.2	38.7755102
Eaton	M	20-29 years	NH Black		95	255	683 Region 1	13.90922401	37.25490196
Eaton	M	30-39 years	NH Black		102	230	461 Region 1	22.12581345	44.34782609
Eaton	M	40-49 years	NH Black		140	256	425 Region 1	32.94117647	54.6875
Eaton	M	50-64 years	NH Black		336	473	666 Region 1	50.45045045	71.0359408
Eaton	M	5-11 years	NH Black		26	110	343 Region 1	7.580174927	23.63636364
Eaton	M	65-74 years	NH Black		179	219	294 Region 1	60.88435374	81.73515982
Eaton	M	75+ years	NH Black		88	100	125 Region 1	70.4	88
Eaton	M	missing	NH Black	<=10	<=10				
Eaton	M	under 5 years	NH Black	<=10	<=10				33.33333333
Eaton	M	12-15 years	NH Other Race		12	23	132 Region 1	9.090909091	52.17391304
Eaton	M	16-19 years	NH Other Race		32	50	119 Region 1	26.8907563	64
Eaton	M	20-29 years	NH Other Race		67	139	230 Region 1	29.13043478	48.20143885
Eaton	M	30-39 years	NH Other Race		97	177	115 Region 1	84.34782609	54.80225989
Eaton	M	40-49 years	NH Other Race		88	158	99 Region 1	88.88888889	55.69620253
Eaton	M	50-64 years	NH Other Race		276	382	105 Region 1	262.8571429	72.2513089
Eaton	M	5-11 years	NH Other Race	<=10	<=10		214 Region 1	1.401869159	33.33333333
Eaton	M	65-74 years	NH Other Race		315	366 <50	Region 1	642.8571429	86.06557377
Eaton	M	75+ years	NH Other Race		244	291 <50	Region 1	871.4285714	83.84879725
Eaton	M	missing	NH Other Race	<=10	<=10				
Eaton	M	under 5 years	NH Other Race	<=10	<=10				0

Eaton	M	12-15 years	NH White		418	971	1992 Region 1	20.98393574	43.04840371
Eaton	M	16-19 years	NH White		420	929	2146 Region 1	19.57129543	45.20990312
Eaton	M	20-29 years	NH White		968	2202	5491 Region 1	17.62884721	43.96003633
Eaton	M	30-39 years	NH White		1374	2450	5523 Region 1	24.87778381	56.08163265
Eaton	M	40-49 years	NH White		1526	2555	5189 Region 1	29.40836385	59.72602724
Eaton	M	50-64 years	NH White		3881	5483	9667 Region 1	40.14689149	70.78241838
Eaton	M	5-11 years	NH White		342	1043	3466 Region 1	9.86728217	32.79002876
Eaton	M	65-74 years	NH White		3245	3835	5317 Region 1	61.03065639	84.61538462
Eaton	M	75+ years	NH White		2031	2406	3293 Region 1	61.67628303	84.41396509
Eaton	M	missing	NH White	<=10	<=10				
Eaton	M	under 5 years	NH White		22	70			31.42857143
Eaton	M	12-15 years	Unknown		31	73			42.46575343
Eaton	M	16-19 years	Unknown		45	124			36.29032258
Eaton	M	20-29 years	Unknown		161	511			31.50684932
Eaton	M	30-39 years	Unknown		223	582			38.3161512
Eaton	M	40-49 years	Unknown		222	528			42.04545455
Eaton	M	50-64 years	Unknown		385	825			46.66666667
Eaton	M	5-11 years	Unknown		11	58			18.96551724
Eaton	M	65-74 years	Unknown		242	403			60.04962779
Eaton	M	75+ years	Unknown		155	262			59.16030534
Eaton	M	missing	Unknown	<=10	<=10				
Eaton	M	under 5 years	Unknown	<=10	<=10				25
Eaton	U	30-39 years	Hispanic	<=10	<=10				0
Eaton	U	50-64 years	Hispanic	<=10	<=10				100
Eaton	U	30-39 years	NH Black	<=10	<=10				0
Eaton	U	50-64 years	NH Black	<=10	<=10				100
Eaton	U	40-49 years	NH Other Race	<=10	<=10				0
Eaton	U	20-29 years	NH White	<=10	<=10				50
Eaton	U	30-39 years	NH White	<=10	<=10				80
Eaton	U	40-49 years	NH White	<=10	<=10				40
Eaton	U	50-64 years	NH White	<=10	<=10				70
Eaton	U	65-74 years	NH White	<=10	<=10				100
Eaton	U	75+ years	NH White	<=10	<=10				0
Eaton	U	30-39 years	Unknown	<=10	<=10				50
Eaton	U	50-64 years	Unknown	<=10	<=10				50
Emmet	F	12-15 years	Hispanic	<=10	<=10	<50	Region 7	13.04347826	30
Emmet	F	16-19 years	Hispanic	<=10	<=10	13 <50	Region 7	19.04761905	30.76923077
Emmet	F	20-29 years	Hispanic	<=10	<=10	34	53 Region 7	15.09433962	23.52941177
Emmet	F	30-39 years	Hispanic		19	33 <50	Region 7	40.42553192	57.57575758
Emmet	F	40-49 years	Hispanic		26	37 <50	Region 7	61.90476191	70.27027027
Emmet	F	50-64 years	Hispanic		23	35 <50	Region 7	63.88888889	65.71428571
Emmet	F	5-11 years	Hispanic	<=10	<=10	<50	Region 7	3.333333333	11.11111111
Emmet	F	65-74 years	Hispanic		15	20 <50	Region 7	100	75
Emmet	F	75+ years	Hispanic	<=10	<=10	<50	Region 7	87.5	77.77777778
Emmet	F	missing	Hispanic	<=10	<=10				
Emmet	F	12-15 years	NH American Indian/Alaska Native	<=10	<=10	16 <50	Region 7	23.07692308	37.5
Emmet	F	16-19 years	NH American Indian/Alaska Native	<=10	<=10	20 <50	Region 7	19.44444444	35
Emmet	F	20-29 years	NH American Indian/Alaska Native		15	30	89 Region 7	16.85393258	50
Emmet	F	30-39 years	NH American Indian/Alaska Native		17	31	67 Region 7	25.37313433	54.83870968
Emmet	F	40-49 years	NH American Indian/Alaska Native		23	44	62 Region 7	37.09677419	52.27272727
Emmet	F	50-64 years	NH American Indian/Alaska Native		42	59	119 Region 7	35.29411765	71.18644068
Emmet	F	5-11 years	NH American Indian/Alaska Native	<=10	<=10	16 <50	Region 7	6.382978723	18.75
Emmet	F	65-74 years	NH American Indian/Alaska Native		18	24	62 Region 7	29.03225807	75
Emmet	F	75+ years	NH American Indian/Alaska Native	<=10	<=10	<50	Region 7	23.07692308	90
Emmet	F	missing	NH American Indian/Alaska Native	<=10	<=10				
Emmet	F	12-15 years	NH Asian/Native Hawaiian/Other Pacific Islands	<=10	<=10	<50	Region 7	25	66.66666667
Emmet	F	16-19 years	NH Asian/Native Hawaiian/Other Pacific Islands	<=10	<=10	<50	Region 7	37.5	50
Emmet	F	20-29 years	NH Asian/Native Hawaiian/Other Pacific Islands	<=10	<=10	<50	Region 7	5.882352941	50
Emmet	F	30-39 years	NH Asian/Native Hawaiian/Other Pacific Islands	<=10	<=10	12 <50	Region 7	20	50
Emmet	F	40-49 years	NH Asian/Native Hawaiian/Other Pacific Islands	<=10	<=10	<50	Region 7	17.64705882	33.33333333
Emmet	F	50-64 years	NH Asian/Native Hawaiian/Other Pacific Islands		12	15 <50	Region 7	54.54545455	80
Emmet	F	5-11 years	NH Asian/Native Hawaiian/Other Pacific Islands	<=10	<=10	<50	Region 7	9.090909091	16.66666667
Emmet	F	65-74 years	NH Asian/Native Hawaiian/Other Pacific Islands	<=10	<=10	<50	Region 7	85.71428571	100
Emmet	F	75+ years	NH Asian/Native Hawaiian/Other Pacific Islands	<=10	<=10	<50	Region 7	100	100
Emmet	F	missing	NH Asian/Native Hawaiian/Other Pacific Islands	<=10	<=10				
Emmet	F	16-19 years	NH Black	<=10	<=10	<50	Region 7	14.28571429	50
Emmet	F	20-29 years	NH Black	<=10	<=10	16 <50	Region 7	21.42857143	18.75
Emmet	F	30-39 years	NH Black	<=10	<=10	11 <50	Region 7	13.33333333	18.18181818
Emmet	F	40-49 years	NH Black	<=10	<=10	<50	Region 7	21.42857143	37.5
Emmet	F	50-64 years	NH Black	<=10	<=10	11 <50	Region 7	29.16666667	63.63636364
Emmet	F	5-11 years	NH Black	<=10	<=10	<50	Region 7	0	0
Emmet	F	65-74 years	NH Black	<=10	<=10	<50	Region 7	66.66666667	50
Emmet	F	75+ years	NH Black	<=10	<=10	<50	Region 7	33.33333333	33.33333333
Emmet	F	12-15 years	NH Other Race	<=10	<=10	<50	Region 7	2.941176471	50
Emmet	F	16-19 years	NH Other Race	<=10	<=10	<50	Region 7	14.28571429	71.42857143
Emmet	F	20-29 years	NH Other Race	<=10	<=10	26	66 Region 7	15.15151515	38.46153846
Emmet	F	30-39 years	NH Other Race		19	28 <50	Region 7	70.37037037	67.85714286
Emmet	F	40-49 years	NH Other Race		15	23 <50	Region 7	50	65.2173913
Emmet	F	50-64 years	NH Other Race		74	99 <50	Region 7	160.8695652	74.74747475
Emmet	F	5-11 years	NH Other Race	<=10	<=10	<50	Region 7	4.444444444	66.66666667
Emmet	F	65-74 years	NH Other Race		93	109 <50	Region 7	489.4736842	85.32110092
Emmet	F	75+ years	NH Other Race		77	111 <50	Region 7	405.2631579	69.36936937
Emmet	F	missing	NH Other Race	<=10	<=10				
Emmet	F	12-15 years	NH White		152	333	622 Region 7	24.43729904	45.64564565
Emmet	F	16-19 years	NH White		203	391	629 Region 7	32.27344992	51.91815857
Emmet	F	20-29 years	NH White		430	853	1574 Region 7	27.31893266	50.41031653
Emmet	F	30-39 years	NH White		626	1054	1651 Region 7	37.91641429	59.39278937
Emmet	F	40-49 years	NH White		693	1104	1709 Region 7	40.55002926	62.77173913
Emmet	F	50-64 years	NH White		1936	2564	3615 Region 7	53.55463347	75.50702028
Emmet	F	5-11 years	NH White		111	332	1027 Region 7	10.80817916	33.43373494
Emmet	F	65-74 years	NH White		1653	1965	2289 Region 7	72.21494102	84.12213741
Emmet	F	75+ years	NH White		1166	1400	1679 Region 7	69.44609887	83.28571429
Emmet	F	missing	NH White	<=10	<=10				
Emmet	F	under 5 years	NH White	<=10	<=10	15			13.33333333

Emmet	F	12-15 years	Unknown	<=10	<=10					66.6666667	
Emmet	F	16-19 years	Unknown		16	42				38.0952381	
Emmet	F	20-29 years	Unknown		45	115				39.13043478	
Emmet	F	30-39 years	Unknown		58	128				45.3125	
Emmet	F	40-49 years	Unknown		68	132				51.51515152	
Emmet	F	50-64 years	Unknown		146	251				58.16733068	
Emmet	F	5-11 years	Unknown	<=10	<=10					11.11111111	
Emmet	F	65-74 years	Unknown		111	155				71.61290323	
Emmet	F	75+ years	Unknown		69	127				54.33070866	
Emmet	F	missing	Unknown	<=10	<=10						
Emmet	F	under 5 years	Unknown	<=10	<=10					100	
Emmet	M	12-15 years	Hispanic	<=10		16	<50	Region 7	28.57142857	37.5	
Emmet	M	16-19 years	Hispanic	<=10		14	<50	Region 7	28.57142857	57.14285714	
Emmet	M	20-29 years	Hispanic	<=10		64		61 Region 7	16.39344262	15.625	
Emmet	M	30-39 years	Hispanic	<=10		42	<50	Region 7	18.60465116	19.04761905	
Emmet	M	40-49 years	Hispanic		20	45	<50	Region 7	48.78048781	44.44444444	
Emmet	M	50-64 years	Hispanic		25	51	<50	Region 7	71.42857143	49.01960784	
Emmet	M	5-11 years	Hispanic	<=10	<=10			Region 7	0	0	
Emmet	M	65-74 years	Hispanic		12	15	<50	Region 7	80	80	
Emmet	M	75+ years	Hispanic	<=10		12	<50	Region 7	111.1111111	83.33333333	
Emmet	M	12-15 years	NH American Indian/Alaska Native		12	18	<50	Region 7	35.29411765	66.66666667	
Emmet	M	16-19 years	NH American Indian/Alaska Native	<=10		20	<50	Region 7	25.92592593	35	
Emmet	M	20-29 years	NH American Indian/Alaska Native	<=10		39		91 Region 7	7.692307692	17.94871795	
Emmet	M	30-39 years	NH American Indian/Alaska Native		17	27	80	Region 7	21.25	62.96296296	
Emmet	M	40-49 years	NH American Indian/Alaska Native	<=10		26	74	Region 7	13.51351351	38.46153846	
Emmet	M	50-64 years	NH American Indian/Alaska Native		45	63	129	Region 7	34.88372093	71.42857143	
Emmet	M	5-11 years	NH American Indian/Alaska Native	<=10		12	52	Region 7	7.692307692	33.33333333	
Emmet	M	65-74 years	NH American Indian/Alaska Native		18	25	53	Region 7	33.96226415	72	
Emmet	M	75+ years	NH American Indian/Alaska Native	<=10	<=10		<50	Region 7	21.73913044	83.33333333	
Emmet	M	under 5 years	NH American Indian/Alaska Native	<=10	<=10						
Emmet	M	12-15 years	NH Asian/Native Hawaiian/Other Pacific Islands	<=10	<=10		<50	Region 7		40	33.33333333
Emmet	M	16-19 years	NH Asian/Native Hawaiian/Other Pacific Islands	<=10	<=10		<50	Region 7	150	75	
Emmet	M	20-29 years	NH Asian/Native Hawaiian/Other Pacific Islands	<=10	<=10		<50	Region 7	18.75	37.5	
Emmet	M	30-39 years	NH Asian/Native Hawaiian/Other Pacific Islands	<=10	<=10		<50	Region 7	33.33333333	40	
Emmet	M	40-49 years	NH Asian/Native Hawaiian/Other Pacific Islands	<=10	<=10		<50	Region 7	35.71428571	62.5	
Emmet	M	50-64 years	NH Asian/Native Hawaiian/Other Pacific Islands	<=10	<=10		<50	Region 7	36.84210526	100	
Emmet	M	5-11 years	NH Asian/Native Hawaiian/Other Pacific Islands	<=10	<=10		<50	Region 7	0	0	
Emmet	M	65-74 years	NH Asian/Native Hawaiian/Other Pacific Islands	<=10	<=10		<50	Region 7	15.38461539	100	
Emmet	M	75+ years	NH Asian/Native Hawaiian/Other Pacific Islands	<=10	<=10		<50	Region 7	66.66666667	100	
Emmet	M	under 5 years	NH Asian/Native Hawaiian/Other Pacific Islands	<=10	<=10					0	
Emmet	M	12-15 years	NH Black	<=10	<=10		<50	Region 7		0	
Emmet	M	16-19 years	NH Black	<=10	<=10		<50	Region 7	11.11111111	33.33333333	
Emmet	M	20-29 years	NH Black	<=10	<=10		<50	Region 7	13.33333333	40	
Emmet	M	30-39 years	NH Black	<=10		11	<50	Region 7	15.38461539	18.18181818	
Emmet	M	40-49 years	NH Black	<=10		19	<50	Region 7	28	36.84210526	
Emmet	M	50-64 years	NH Black		12	16	<50	Region 7	38.70967742	75	
Emmet	M	5-11 years	NH Black	<=10	<=10		<50	Region 7	0	0	
Emmet	M	65-74 years	NH Black	<=10	<=10		<50	Region 7	70	87.5	
Emmet	M	75+ years	NH Black	<=10	<=10		<50	Region 7	33.33333333	100	
Emmet	M	12-15 years	NH Other Race	<=10	<=10		<50	Region 7	3.448275862	25	
Emmet	M	16-19 years	NH Other Race	<=10	<=10		<50	Region 7	5.128205128	40	
Emmet	M	20-29 years	NH Other Race	<=10		25		73 Region 7	12.32876712	36	
Emmet	M	30-39 years	NH Other Race		11	25	<50	Region 7	28.94736842	44	
Emmet	M	40-49 years	NH Other Race		18	33	<50	Region 7	75	54.54545455	
Emmet	M	50-64 years	NH Other Race		43	56	<50	Region 7	148.2758621	76.78571429	
Emmet	M	5-11 years	NH Other Race	<=10	<=10			56 Region 7	3.571428571	100	
Emmet	M	65-74 years	NH Other Race		72	87	<50	Region 7	480	82.75862069	
Emmet	M	75+ years	NH Other Race		56	72	<50	Region 7	466.6666667	77.77777778	
Emmet	M	missing	NH Other Race	<=10	<=10						
Emmet	M	12-15 years	NH White		147	374		730 Region 7	20.1369863	39.30481283	
Emmet	M	16-19 years	NH White		161	339		676 Region 7	23.81656805	47.49262537	
Emmet	M	20-29 years	NH White		307	736		1679 Region 7	18.28469327	41.71195652	
Emmet	M	30-39 years	NH White		496	922		1621 Region 7	30.59839605	53.79609545	
Emmet	M	40-49 years	NH White		566	933		1725 Region 7	32.8115942	60.66452304	
Emmet	M	50-64 years	NH White		1571	2211		3334 Region 7	47.12057589	71.0538218	
Emmet	M	5-11 years	NH White		104	359		1069 Region 7	9.728718428	28.96935933	
Emmet	M	65-74 years	NH White		1572	1869		2179 Region 7	72.14318495	84.10914928	
Emmet	M	75+ years	NH White		884	1067		1315 Region 7	67.2243346	82.84910965	
Emmet	M	missing	NH White	<=10	<=10						
Emmet	M	under 5 years	NH White	<=10		18				27.77777778	
Emmet	M	12-15 years	Unknown	<=10	<=10					80	
Emmet	M	16-19 years	Unknown		18	45				40	
Emmet	M	20-29 years	Unknown		54	146				36.98630137	
Emmet	M	30-39 years	Unknown		63	145				43.44827586	
Emmet	M	40-49 years	Unknown		75	173				43.35260116	
Emmet	M	50-64 years	Unknown		162	284				57.04225352	
Emmet	M	5-11 years	Unknown	<=10		13				38.46153846	
Emmet	M	65-74 years	Unknown		90	135				66.66666667	
Emmet	M	75+ years	Unknown		72	108				66.66666667	
Emmet	M	missing	Unknown	<=10	<=10					0	
Emmet	M	under 5 years	Unknown	<=10	<=10					0	
Emmet	U	30-39 years	NH American Indian/Alaska Native	<=10	<=10					0	
Emmet	U	50-64 years	NH Black	<=10	<=10					100	
Emmet	U	20-29 years	NH White	<=10	<=10					0	
Emmet	U	30-39 years	NH White	<=10	<=10					66.66666667	
Emmet	U	40-49 years	NH White	<=10	<=10					100	
Emmet	U	50-64 years	NH White	<=10	<=10					100	
Emmet	U	50-64 years	Unknown	<=10	<=10					100	
Emmet	U	75+ years	Unknown	<=10	<=10					0	
Genesee	F	12-15 years	Hispanic		61			542 Region 3	11.25461255	32.27513228	
Genesee	F	16-19 years	Hispanic		79	193		551 Region 3	14.33756806	40.93264249	
Genesee	F	20-29 years	Hispanic		179	441		1315 Region 3	13.6121673	40.58956916	
Genesee	F	30-39 years	Hispanic		192	444		1052 Region 3	18.25095057	43.24324324	
Genesee	F	40-49 years	Hispanic		226	423		942 Region 3	23.99150743	53.42789598	

Genesee	F	50-64 years	Hispanic		447	690	960 Region 3	46.5625	64.7826087
Genesee	F	5-11 years	Hispanic		26	147	933 Region 3	2.786709539	17.68707483
Genesee	F	65-74 years	Hispanic		245	295	331 Region 3	74.01812689	83.05084746
Genesee	F	75+ years	Hispanic		145	196	222 Region 3	65.31531532	73.97959184
Genesee	F	missing	Hispanic	<=10	<=10				
Genesee	F	under 5 years	Hispanic	<=10	<=10				0
Genesee	F	12-15 years	NH American Indian/Alaska Native	<=10		12 <50	Region 3	16.66666667	50
Genesee	F	16-19 years	NH American Indian/Alaska Native	<=10		16	55 Region 3	12.72727273	43.75
Genesee	F	20-29 years	NH American Indian/Alaska Native		22	76	141 Region 3	15.60283688	28.94736842
Genesee	F	30-39 years	NH American Indian/Alaska Native		26	70	140 Region 3	18.57142857	37.14285714
Genesee	F	40-49 years	NH American Indian/Alaska Native		40	73	142 Region 3	28.16901409	54.79452055
Genesee	F	50-64 years	NH American Indian/Alaska Native		89	138	205 Region 3	43.41463415	64.49275362
Genesee	F	5-11 years	NH American Indian/Alaska Native	<=10	<=10		63 Region 3	1.587301587	12.5
Genesee	F	65-74 years	NH American Indian/Alaska Native		51	64	106 Region 3	48.11320755	79.6875
Genesee	F	75+ years	NH American Indian/Alaska Native		45	56 <50	Region 3	95.74468085	80.35714286
Genesee	F	12-15 years	NH Asian/Native Hawaiian/Other Pacific Islands		28	77	94 Region 3	29.78723404	36.36363636
Genesee	F	16-19 years	NH Asian/Native Hawaiian/Other Pacific Islands		31	58	96 Region 3	32.29166667	53.44827586
Genesee	F	20-29 years	NH Asian/Native Hawaiian/Other Pacific Islands		91	179	300 Region 3	30.33333333	50.83798883
Genesee	F	30-39 years	NH Asian/Native Hawaiian/Other Pacific Islands		113	205	336 Region 3	33.63095238	55.12195122
Genesee	F	40-49 years	NH Asian/Native Hawaiian/Other Pacific Islands		148	216	324 Region 3	45.67901235	68.51851852
Genesee	F	50-64 years	NH Asian/Native Hawaiian/Other Pacific Islands		212	296	492 Region 3	43.08943089	71.62162162
Genesee	F	5-11 years	NH Asian/Native Hawaiian/Other Pacific Islands		19	111	133 Region 3	14.28571429	17.11711712
Genesee	F	65-74 years	NH Asian/Native Hawaiian/Other Pacific Islands		144	169	233 Region 3	61.80257511	85.20710059
Genesee	F	75+ years	NH Asian/Native Hawaiian/Other Pacific Islands		61	78	177 Region 3	34.46327684	78.20512821
Genesee	F	missing	NH Asian/Native Hawaiian/Other Pacific Islands	<=10	<=10				
Genesee	F	12-15 years	NH Black		203	712	2336 Region 3	8.690068493	28.51123596
Genesee	F	16-19 years	NH Black		291	805	2305 Region 3	12.62472885	36.14906832
Genesee	F	20-29 years	NH Black		526	1850	6666 Region 3	7.890789079	28.43243243
Genesee	F	30-39 years	NH Black		608	1998	5042 Region 3	12.05870686	30.43043043
Genesee	F	40-49 years	NH Black		1221	2494	5114 Region 3	23.87563551	48.957498
Genesee	F	50-64 years	NH Black		3376	5103	8175 Region 3	41.29663609	66.15716245
Genesee	F	5-11 years	NH Black		99	557	4200 Region 3	2.357142857	17.77378815
Genesee	F	65-74 years	NH Black		2332	2913	3910 Region 3	59.64194373	80.05492619
Genesee	F	75+ years	NH Black		1401	1766	2650 Region 3	52.86792453	79.33182333
Genesee	F	missing	NH Black	<=10	<=10				
Genesee	F	under 5 years	NH Black	<=10	<=10				33.33333333
Genesee	F	12-15 years	NH Other Race		73	51	523 Region 3	4.397705545	45.09803922
Genesee	F	16-19 years	NH Other Race		29	139	449 Region 3	17.59465479	56.83453237
Genesee	F	20-29 years	NH Other Race		188	410	954 Region 3	19.70649895	45.85365854
Genesee	F	30-39 years	NH Other Race		193	400	537 Region 3	35.94040968	48.25
Genesee	F	40-49 years	NH Other Race		281	487	399 Region 3	70.42606516	57.70020534
Genesee	F	50-64 years	NH Other Race		801	1185	501 Region 3	159.8802395	67.59493671
Genesee	F	5-11 years	NH Other Race	<=10		25	955 Region 3	0.314136126	12
Genesee	F	65-74 years	NH Other Race		872	1085	184 Region 3	473.9130435	80.36866359
Genesee	F	75+ years	NH Other Race		713	944	116 Region 3	614.6551724	75.52966102
Genesee	F	missing	NH Other Race	<=10	<=10				
Genesee	F	under 5 years	NH Other Race	<=10	<=10				0
Genesee	F	12-15 years	NH White		876	2758	6662 Region 3	13.14920444	31.76214648
Genesee	F	16-19 years	NH White		1566	3320	6265 Region 3	24.99600958	47.1686747
Genesee	F	20-29 years	NH White		3278	7385	17154 Region 3	19.10924566	44.3872715
Genesee	F	30-39 years	NH White		3859	7932	17030 Region 3	22.66001174	48.65103379
Genesee	F	40-49 years	NH White		5515	9662	18631 Region 3	29.6012023	57.07927965
Genesee	F	50-64 years	NH White		14610	21196	33877 Region 3	43.12660507	68.92809964
Genesee	F	5-11 years	NH White		477	2160	10725 Region 3	4.447552448	22.08333333
Genesee	F	65-74 years	NH White		11177	13688	18001 Region 3	62.09099495	81.65544644
Genesee	F	75+ years	NH White		8398	10345	15014 Region 3	55.93446117	81.17931368
Genesee	F	missing	NH White	<=10	<=10				0
Genesee	F	under 5 years	NH White		13	58			22.4137931
Genesee	F	12-15 years	Unknown		41	112			36.60714286
Genesee	F	16-19 years	Unknown		159	376			42.28723404
Genesee	F	20-29 years	Unknown		328	1073			30.56849953
Genesee	F	30-39 years	Unknown		354	1195			29.62343096
Genesee	F	40-49 years	Unknown		533	1477			36.08666215
Genesee	F	50-64 years	Unknown		1223	2685			45.54934823
Genesee	F	5-11 years	Unknown		19	90			21.11111111
Genesee	F	65-74 years	Unknown		683	1227			55.66422168
Genesee	F	75+ years	Unknown		548	1050			52.19047619
Genesee	F	missing	Unknown	<=10	<=10				0
Genesee	F	under 5 years	Unknown	<=10	<=10				0
Genesee	M	12-15 years	Hispanic		66	191	574 Region 3	11.49825784	34.55497382
Genesee	M	16-19 years	Hispanic		69	182	588 Region 3	11.73469388	37.91208791
Genesee	M	20-29 years	Hispanic		142	421	1235 Region 3	11.49797571	33.72921615
Genesee	M	30-39 years	Hispanic		171	427	1020 Region 3	16.76470588	40.04683841
Genesee	M	40-49 years	Hispanic		187	407	774 Region 3	24.16020672	45.94594595
Genesee	M	50-64 years	Hispanic		415	629	915 Region 3	45.35519126	65.97774245
Genesee	M	5-11 years	Hispanic		14	108	1035 Region 3	1.352657005	12.96296296
Genesee	M	65-74 years	Hispanic		225	276	324 Region 3	69.44444444	81.52173913
Genesee	M	75+ years	Hispanic		114	144	179 Region 3	63.68715084	79.16666667
Genesee	M	missing	Hispanic	<=10	<=10				
Genesee	M	under 5 years	Hispanic	<=10	<=10				0
Genesee	M	12-15 years	NH American Indian/Alaska Native	<=10		16 <50	Region 3	14.28571429	43.75
Genesee	M	16-19 years	NH American Indian/Alaska Native		12	23	57 Region 3	21.05263158	52.17391304
Genesee	M	20-29 years	NH American Indian/Alaska Native		23	63	151 Region 3	15.23178808	36.50793651
Genesee	M	30-39 years	NH American Indian/Alaska Native		33	63	132 Region 3	25	52.38095238
Genesee	M	40-49 years	NH American Indian/Alaska Native		25	50	123 Region 3	20.32520325	50
Genesee	M	50-64 years	NH American Indian/Alaska Native		72	112	166 Region 3	43.37349398	64.28571429
Genesee	M	5-11 years	NH American Indian/Alaska Native	<=10	<=10		56 Region 3	0	0
Genesee	M	65-74 years	NH American Indian/Alaska Native		36	53	83 Region 3	43.37349398	67.9245283
Genesee	M	75+ years	NH American Indian/Alaska Native		27	38 <50	Region 3	112.5	71.05263158
Genesee	M	12-15 years	NH Asian/Native Hawaiian/Other Pacific Islands		26	69	94 Region 3	27.65957447	37.68115942
Genesee	M	16-19 years	NH Asian/Native Hawaiian/Other Pacific Islands		49	77	112 Region 3	43.75	63.63636364
Genesee	M	20-29 years	NH Asian/Native Hawaiian/Other Pacific Islands		102	218	228 Region 3	44.73684211	46.78899083
Genesee	M	30-39 years	NH Asian/Native Hawaiian/Other Pacific Islands		100	183	275 Region 3	36.36363636	54.6480874
Genesee	M	40-49 years	NH Asian/Native Hawaiian/Other Pacific Islands		110	169	275 Region 3	40	65.0887574

Genesee	M	50-64 years	NH Asian/Native Hawaiian/Other Pacific Islands	163	228	359 Region 3	45.40389972	71.49122807
Genesee	M	5-11 years	NH Asian/Native Hawaiian/Other Pacific Islands	26	117	142 Region 3	18.30985916	22.22222222
Genesee	M	65-74 years	NH Asian/Native Hawaiian/Other Pacific Islands	103	116	194 Region 3	53.09278351	88.79310345
Genesee	M	75+ years	NH Asian/Native Hawaiian/Other Pacific Islands	69	84	117 Region 3	58.97435897	82.14285714
Genesee	M	missing	NH Asian/Native Hawaiian/Other Pacific Islands	<=10	<=10			
Genesee	M	under 5 years	NH Asian/Native Hawaiian/Other Pacific Islands	<=10	<=10			0
Genesee	M	12-15 years	NH Black	187	695	2370 Region 3	7.890295359	26.90647482
Genesee	M	16-19 years	NH Black	233	697	2291 Region 3	10.17023134	33.42898135
Genesee	M	20-29 years	NH Black	414	1370	5964 Region 3	6.941649899	30.2189781
Genesee	M	30-39 years	NH Black	441	1267	4168 Region 3	10.5806142	34.80662983
Genesee	M	40-49 years	NH Black	755	1726	4113 Region 3	18.35643083	43.74275782
Genesee	M	50-64 years	NH Black	2599	4057	6655 Region 3	39.05334335	64.06211486
Genesee	M	5-11 years	NH Black	102	489	4372 Region 3	2.333028362	20.85889571
Genesee	M	65-74 years	NH Black	1643	2061	2997 Region 3	54.82148816	79.71858321
Genesee	M	75+ years	NH Black	846	1075	1731 Region 3	48.87348354	78.69767442
Genesee	M	missing	NH Black	<=10	<=10			0
Genesee	M	under 5 years	NH Black	<=10	<=10			0
Genesee	M	12-15 years	NH Other Race	19	54	569 Region 3	3.339191564	35.18518519
Genesee	M	16-19 years	NH Other Race	76	128	493 Region 3	15.4158215	59.375
Genesee	M	20-29 years	NH Other Race	141	347	1005 Region 3	14.02985075	40.63400576
Genesee	M	30-39 years	NH Other Race	173	379	436 Region 3	39.67889908	45.646438
Genesee	M	40-49 years	NH Other Race	188	386	331 Region 3	56.79758308	48.70466321
Genesee	M	50-64 years	NH Other Race	674	1057	369 Region 3	182.6558266	63.7653737
Genesee	M	5-11 years	NH Other Race	<=10	23	979 Region 3	0.612870276	26.08695652
Genesee	M	65-74 years	NH Other Race	726	898	185 Region 3	392.4324324	80.84632517
Genesee	M	75+ years	NH Other Race	478	650	76 Region 3	628.9473684	73.53846154
Genesee	M	missing	NH Other Race	<=10	<=10			0
Genesee	M	under 5 years	NH Other Race	<=10	<=10			0
Genesee	M	12-15 years	NH White	871	2782	7116 Region 3	12.24002249	31.30841122
Genesee	M	16-19 years	NH White	1160	2868	6952 Region 3	16.6858458	40.44630405
Genesee	M	20-29 years	NH White	2386	6546	17504 Region 3	13.63117002	36.4497403
Genesee	M	30-39 years	NH White	2887	6462	16576 Region 3	17.4167471	44.67657072
Genesee	M	40-49 years	NH White	4205	8050	17890 Region 3	23.50475126	52.23602485
Genesee	M	50-64 years	NH White	11973	18209	31864 Region 3	37.57532011	65.75319897
Genesee	M	5-11 years	NH White	511	2293	11376 Region 3	4.491912799	22.28521587
Genesee	M	65-74 years	NH White	9089	11142	15654 Region 3	58.06183723	81.57422366
Genesee	M	75+ years	NH White	5935	7222	10366 Region 3	57.25448582	82.17945168
Genesee	M	missing	NH White	<=10	<=10			0
Genesee	M	under 5 years	NH White	14	56			25
Genesee	M	12-15 years	Unknown	32	114			28.07017544
Genesee	M	16-19 years	Unknown	116	349			33.23782235
Genesee	M	20-29 years	Unknown	335	1184			28.29391892
Genesee	M	30-39 years	Unknown	337	1268			26.57728707
Genesee	M	40-49 years	Unknown	449	1465			30.64846416
Genesee	M	50-64 years	Unknown	1009	2432			41.48848684
Genesee	M	5-11 years	Unknown	17	101			16.83168317
Genesee	M	65-74 years	Unknown	622	1099			56.59690628
Genesee	M	75+ years	Unknown	431	784			54.9744898
Genesee	M	missing	Unknown	<=10	<=10			0
Genesee	M	under 5 years	Unknown	<=10	<=10			40
Genesee	U	30-39 years	Hispanic	<=10	<=10			0
Genesee	U	30-39 years	NH Asian/Native Hawaiian/Other Pacific Islands	<=10	<=10			33.33333333
Genesee	U	50-64 years	NH Asian/Native Hawaiian/Other Pacific Islands	<=10	<=10			66.66666667
Genesee	U	20-29 years	NH Black	<=10	<=10			50
Genesee	U	30-39 years	NH Black	<=10	<=10			25
Genesee	U	40-49 years	NH Black	<=10	<=10			0
Genesee	U	50-64 years	NH Black	<=10	<=10			100
Genesee	U	65-74 years	NH Black	<=10	<=10			100
Genesee	U	30-39 years	NH Other Race	<=10	<=10			75
Genesee	U	40-49 years	NH Other Race	<=10	<=10			66.66666667
Genesee	U	50-64 years	NH Other Race	<=10	<=10			33.33333333
Genesee	U	20-29 years	NH White	<=10	<=10			20
Genesee	U	30-39 years	NH White	<=10	<=10	17		29.41176471
Genesee	U	40-49 years	NH White	<=10	<=10	13		69.23076923
Genesee	U	50-64 years	NH White	24	28			85.71428571
Genesee	U	5-11 years	NH White	<=10	<=10			0
Genesee	U	65-74 years	NH White	<=10	<=10			50
Genesee	U	75+ years	NH White	<=10	<=10			50
Genesee	U	20-29 years	Unknown	<=10	<=10			50
Genesee	U	30-39 years	Unknown	<=10	<=10			0
Genesee	U	40-49 years	Unknown	<=10	<=10			50
Genesee	U	50-64 years	Unknown	<=10	<=10			100
Genesee	U	missing	Unknown	<=10	<=10			0
Gladwin	F	12-15 years	Hispanic	<=10	<=10	<50 Region 3	18.18181818	50
Gladwin	F	16-19 years	Hispanic	<=10	<=10	<50 Region 3	15.38461539	33.33333333
Gladwin	F	20-29 years	Hispanic	<=10	<=10	14 <50 Region 3	7.894736842	21.42857143
Gladwin	F	30-39 years	Hispanic	<=10	<=10	14 <50 Region 3	15.625	35.71428571
Gladwin	F	40-49 years	Hispanic	<=10	<=10	<50 Region 3	12.5	25
Gladwin	F	50-64 years	Hispanic	17	29	<50 Region 3	45.94594595	58.62068966
Gladwin	F	5-11 years	Hispanic	<=10	<=10	<50 Region 3	2.777777778	33.33333333
Gladwin	F	65-74 years	Hispanic	<=10	<=10	<50 Region 3	31.25	62.5
Gladwin	F	75+ years	Hispanic	<=10	<=10	<50 Region 3	23.07692308	100
Gladwin	F	missing	Hispanic	<=10	<=10			0
Gladwin	F	12-15 years	NH American Indian/Alaska Native	<=10	<=10	<50 Region 3	33.33333333	100
Gladwin	F	16-19 years	NH American Indian/Alaska Native	<=10	<=10	<50 Region 3	0	0
Gladwin	F	20-29 years	NH American Indian/Alaska Native	<=10	<=10	<50 Region 3	0	0
Gladwin	F	30-39 years	NH American Indian/Alaska Native	<=10	<=10	<50 Region 3	0	0
Gladwin	F	40-49 years	NH American Indian/Alaska Native	<=10	<=10	<50 Region 3	25	50
Gladwin	F	50-64 years	NH American Indian/Alaska Native	<=10	<=10	<50 Region 3	11.11111111	33.33333333
Gladwin	F	65-74 years	NH American Indian/Alaska Native	<=10	<=10	<50 Region 3	14.28571429	50
Gladwin	F	75+ years	NH American Indian/Alaska Native	<=10	<=10	<50 Region 3	42.85714286	100
Gladwin	F	12-15 years	NH Asian/Native Hawaiian/Other Pacific Islands	<=10	<=10	<50 Region 3	66.66666667	66.66666667
Gladwin	F	30-39 years	NH Asian/Native Hawaiian/Other Pacific Islands	<=10	<=10	<50 Region 3	33.33333333	50
Gladwin	F	40-49 years	NH Asian/Native Hawaiian/Other Pacific Islands	<=10	<=10	<50 Region 3	14.28571429	100

Gladwin	F	50-64 years	NH Asian/Native Hawaiian/Other Pacific Islands	<=10	<=10	<50	Region 3	54.54545455	100
Gladwin	F	65-74 years	NH Asian/Native Hawaiian/Other Pacific Islands	<=10	<=10	<50	Region 3	12.5	50
Gladwin	F	75+ years	NH Asian/Native Hawaiian/Other Pacific Islands	<=10	<=10	<50	Region 3	60	100
Gladwin	F	12-15 years	NH Black	<=10	<=10	<50	Region 3	0	0
Gladwin	F	16-19 years	NH Black	<=10	<=10	<50	Region 3	0	0
Gladwin	F	20-29 years	NH Black	<=10	<=10	<50	Region 3	25	75
Gladwin	F	40-49 years	NH Black	<=10	<=10	<50	Region 3	20	33.33333333
Gladwin	F	50-64 years	NH Black	<=10	<=10	<50	Region 3	71.42857143	83.33333333
Gladwin	F	5-11 years	NH Black	<=10	<=10	<50	Region 3	0	0
Gladwin	F	65-74 years	NH Black	<=10	<=10	<50	Region 3	100	100
Gladwin	F	75+ years	NH Black	<=10	<=10	<50	Region 3		66.66666667
Gladwin	F	16-19 years	NH Other Race	<=10	<=10	<50	Region 3	62.5	71.42857143
Gladwin	F	20-29 years	NH Other Race	<=10		13 <50	Region 3	58.33333333	53.84615385
Gladwin	F	30-39 years	NH Other Race	<=10		12 <50	Region 3	53.84615385	53.84615385
Gladwin	F	40-49 years	NH Other Race		14	29 <50	Region 3	100	48.27586207
Gladwin	F	50-64 years	NH Other Race		56	85 <50	Region 3	266.6666667	65.88235294
Gladwin	F	65-74 years	NH Other Race		113	136 <50	Region 3	753.3333333	83.08823529
Gladwin	F	75+ years	NH Other Race		109	126 <50	Region 3	1362.5	86.50793651
Gladwin	F	missing	NH Other Race	<=10	<=10				
Gladwin	F	12-15 years	NH White		25	111	471 Region 3	5.307855626	22.52252252
Gladwin	F	16-19 years	NH White		47	146	478 Region 3	9.832635983	32.19178082
Gladwin	F	20-29 years	NH White		123	336	1039 Region 3	11.83830606	36.60714286
Gladwin	F	30-39 years	NH White		143	343	1111 Region 3	12.87128713	41.6909621
Gladwin	F	40-49 years	NH White		231	471	1219 Region 3	18.94995898	49.04458599
Gladwin	F	50-64 years	NH White		1025	1551	2900 Region 3	35.34482759	66.08639587
Gladwin	F	5-11 years	NH White		18	94	711 Region 3	2.53164557	19.14893617
Gladwin	F	65-74 years	NH White		976	1211	1979 Region 3	49.31783729	80.59454996
Gladwin	F	75+ years	NH White		675	848	1480 Region 3	45.60810811	79.59905666
Gladwin	F	missing	NH White	<=10	<=10				
Gladwin	F	under 5 years	NH White	<=10	<=10				50
Gladwin	F	12-15 years	Unknown	<=10	<=10				0
Gladwin	F	16-19 years	Unknown	<=10		20			30
Gladwin	F	20-29 years	Unknown		12	56			21.42857143
Gladwin	F	30-39 years	Unknown		25	89			28.08988764
Gladwin	F	40-49 years	Unknown		43	104			41.34615385
Gladwin	F	50-64 years	Unknown		182	345			52.75362319
Gladwin	F	5-11 years	Unknown	<=10	<=10				0
Gladwin	F	65-74 years	Unknown		181	275			65.81818182
Gladwin	F	75+ years	Unknown		155	237			65.40084388
Gladwin	F	missing	Unknown	<=10	<=10				
Gladwin	M	12-15 years	Hispanic	<=10	<=10	<50	Region 3	10.52631579	50
Gladwin	M	16-19 years	Hispanic	<=10	<=10	<50	Region 3	9.090909091	25
Gladwin	M	20-29 years	Hispanic	<=10	<=10	<50	Region 3	2.43902439	33.33333333
Gladwin	M	30-39 years	Hispanic	<=10		13 <50	Region 3	13.15789474	38.46153846
Gladwin	M	40-49 years	Hispanic	<=10		11 <50	Region 3	13.04347826	27.27272727
Gladwin	M	50-64 years	Hispanic		12	18 <50	Region 3	26.08695652	66.66666667
Gladwin	M	5-11 years	Hispanic	<=10	<=10	<50	Region 3	0	0
Gladwin	M	65-74 years	Hispanic	<=10	<=10	12 <50	Region 3	40.90909091	75
Gladwin	M	75+ years	Hispanic	<=10	<=10	<50	Region 3	38.46153846	100
Gladwin	M	12-15 years	NH American Indian/Alaska Native	<=10	<=10	<50	Region 3	0	0
Gladwin	M	20-29 years	NH American Indian/Alaska Native	<=10	<=10	<50	Region 3	20	100
Gladwin	M	30-39 years	NH American Indian/Alaska Native	<=10	<=10	<50	Region 3	50	100
Gladwin	M	40-49 years	NH American Indian/Alaska Native	<=10	<=10	<50	Region 3	28.57142857	66.66666667
Gladwin	M	50-64 years	NH American Indian/Alaska Native	<=10	<=10	<50	Region 3	23.52941177	50
Gladwin	M	65-74 years	NH American Indian/Alaska Native	<=10	<=10	<50	Region 3	60	85.71428571
Gladwin	M	75+ years	NH American Indian/Alaska Native	<=10	<=10	<50	Region 3	28.57142857	66.66666667
Gladwin	M	12-15 years	NH Asian/Native Hawaiian/Other Pacific Islands	<=10	<=10	<50	Region 3	0	0
Gladwin	M	16-19 years	NH Asian/Native Hawaiian/Other Pacific Islands	<=10	<=10	<50	Region 3	20	100
Gladwin	M	30-39 years	NH Asian/Native Hawaiian/Other Pacific Islands	<=10	<=10	<50	Region 3	20	100
Gladwin	M	40-49 years	NH Asian/Native Hawaiian/Other Pacific Islands	<=10	<=10	<50	Region 3	0	0
Gladwin	M	50-64 years	NH Asian/Native Hawaiian/Other Pacific Islands	<=10	<=10	<50	Region 3	33.33333333	100
Gladwin	M	65-74 years	NH Asian/Native Hawaiian/Other Pacific Islands	<=10	<=10	<50	Region 3	50	75
Gladwin	M	75+ years	NH Asian/Native Hawaiian/Other Pacific Islands	<=10	<=10	<50	Region 3	66.66666667	100
Gladwin	M	12-15 years	NH Black	<=10	<=10	<50	Region 3	0	0
Gladwin	M	16-19 years	NH Black	<=10	<=10	<50	Region 3	0	0
Gladwin	M	20-29 years	NH Black	<=10	<=10	<50	Region 3	4.545454546	25
Gladwin	M	30-39 years	NH Black	<=10	<=10	<50	Region 3	0	0
Gladwin	M	40-49 years	NH Black	<=10	<=10	<50	Region 3	33.33333333	42.85714286
Gladwin	M	50-64 years	NH Black	<=10	<=10	<50	Region 3	50	83.33333333
Gladwin	M	5-11 years	NH Black	<=10	<=10	<50	Region 3	0	0
Gladwin	M	65-74 years	NH Black	<=10	<=10	<50	Region 3	40	100
Gladwin	M	75+ years	NH Black	<=10	<=10	<50	Region 3	50	100
Gladwin	M	16-19 years	NH Other Race	<=10	<=10	<50	Region 3	33.33333333	75
Gladwin	M	20-29 years	NH Other Race	<=10	<=10	<50	Region 3	5.555555556	20
Gladwin	M	30-39 years	NH Other Race	<=10	<=10	<50	Region 3	55.55555556	50
Gladwin	M	40-49 years	NH Other Race		11	19 <50	Region 3	100	57.89473684
Gladwin	M	50-64 years	NH Other Race		47	78 <50	Region 3	223.8095238	60.25641026
Gladwin	M	65-74 years	NH Other Race		88	105 <50	Region 3	733.3333333	83.80952381
Gladwin	M	75+ years	NH Other Race		92	112 <50	Region 3	541.1764706	82.14285714
Gladwin	M	missing	NH Other Race	<=10	<=10				
Gladwin	M	12-15 years	NH White		30	107	518 Region 3	5.791505792	28.03738318
Gladwin	M	16-19 years	NH White		31	122	486 Region 3	6.378600823	25.40983607
Gladwin	M	20-29 years	NH White		79	242	1144 Region 3	6.905594406	32.6446281
Gladwin	M	30-39 years	NH White		101	288	1140 Region 3	8.859649123	35.06944444
Gladwin	M	40-49 years	NH White		176	401	1238 Region 3	14.21647819	43.89027431
Gladwin	M	50-64 years	NH White		877	1411	2941 Region 3	29.81978919	62.15450035
Gladwin	M	5-11 years	NH White		14	110	912 Region 3	1.535087719	12.72727273
Gladwin	M	65-74 years	NH White		860	1102	1934 Region 3	44.46742503	78.03992741
Gladwin	M	75+ years	NH White		581	720	1316 Region 3	44.14893617	80.69444444
Gladwin	M	missing	NH White	<=10	<=10				0
Gladwin	M	under 5 years	NH White	<=10	<=10				0
Gladwin	M	12-15 years	Unknown	<=10	<=10				20
Gladwin	M	16-19 years	Unknown	<=10		14			35.71428571
Gladwin	M	20-29 years	Unknown		13	51			25.49019608

Gladwin	M	30-39 years	Unknown		23	77				29.87012987
Gladwin	M	40-49 years	Unknown		37	94				39.36170213
Gladwin	M	50-64 years	Unknown		133	273				48.71794872
Gladwin	M	5-11 years	Unknown	<=10	<=10					14.28571429
Gladwin	M	65-74 years	Unknown		169	267				63.29588015
Gladwin	M	75+ years	Unknown		136	220				61.81818182
Gladwin	M	missing	Unknown	<=10	<=10					0
Gladwin	U	30-39 years	NH White	<=10	<=10					0
Gladwin	U	40-49 years	Unknown	<=10	<=10					0
Gladwin	U	50-64 years	Unknown	<=10	<=10					100
Gladwin	U	65-74 years	Unknown	<=10	<=10					50
Gogebic	F	12-15 years	Hispanic	<=10	<=10	<50	Region 8	12.5		33.33333333
Gogebic	F	16-19 years	Hispanic	<=10	<=10	<50	Region 8	42.85714286		60
Gogebic	F	20-29 years	Hispanic	<=10	<=10	<50	Region 8	13.33333333		33.33333333
Gogebic	F	30-39 years	Hispanic	<=10	<=10	<50	Region 8	5		14.28571429
Gogebic	F	40-49 years	Hispanic	<=10	<=10	<50	Region 8	10		20
Gogebic	F	50-64 years	Hispanic	<=10	<=10	<50	Region 8	50		75
Gogebic	F	5-11 years	Hispanic	<=10	<=10	<50	Region 8	0		0
Gogebic	F	65-74 years	Hispanic	<=10	<=10	<50	Region 8	33.33333333		100
Gogebic	F	75+ years	Hispanic	<=10	<=10	<50	Region 8	33.33333333		100
Gogebic	F	12-15 years	NH American Indian/Alaska Native	<=10	<=10	<50	Region 8	0		0
Gogebic	F	16-19 years	NH American Indian/Alaska Native	<=10	<=10	<50	Region 8	18.18181818		33.33333333
Gogebic	F	20-29 years	NH American Indian/Alaska Native	<=10	<=10	12 <50	Region 8	3.846153846		8.333333333
Gogebic	F	30-39 years	NH American Indian/Alaska Native	<=10	<=10	11 <50	Region 8	16.66666667		36.36363636
Gogebic	F	40-49 years	NH American Indian/Alaska Native	<=10	<=10	18 <50	Region 8	34.48275862		55.55555556
Gogebic	F	50-64 years	NH American Indian/Alaska Native		18	27 <50	Region 8	41.86046512		66.66666667
Gogebic	F	5-11 years	NH American Indian/Alaska Native	<=10	<=10	<50	Region 8	4.166666667		20
Gogebic	F	65-74 years	NH American Indian/Alaska Native	<=10	<=10	12 <50	Region 8	57.14285714		66.66666667
Gogebic	F	75+ years	NH American Indian/Alaska Native	<=10	<=10	<50	Region 8	54.54545455		66.66666667
Gogebic	F	20-29 years	NH Asian/Native Hawaiian/Other Pacific Islands	<=10	<=10	<50	Region 8	25		50
Gogebic	F	30-39 years	NH Asian/Native Hawaiian/Other Pacific Islands	<=10	<=10	<50	Region 8	16.66666667		50
Gogebic	F	40-49 years	NH Asian/Native Hawaiian/Other Pacific Islands	<=10	<=10	<50	Region 8	33.33333333		100
Gogebic	F	50-64 years	NH Asian/Native Hawaiian/Other Pacific Islands	<=10	<=10	<50	Region 8	11.11111111		66.66666667
Gogebic	F	65-74 years	NH Asian/Native Hawaiian/Other Pacific Islands	<=10	<=10	<50	Region 8	50		100
Gogebic	F	75+ years	NH Asian/Native Hawaiian/Other Pacific Islands	<=10	<=10	<50	Region 8	0		0
Gogebic	F	12-15 years	NH Black	<=10	<=10	<50	Region 8	0		0
Gogebic	F	16-19 years	NH Black	<=10	<=10	<50	Region 8	0		0
Gogebic	F	20-29 years	NH Black	<=10	<=10	<50	Region 8	33.33333333		50
Gogebic	F	30-39 years	NH Black	<=10	<=10	<50	Region 8	40		100
Gogebic	F	40-49 years	NH Black	<=10	<=10	<50	Region 8	25		100
Gogebic	F	50-64 years	NH Black	<=10	<=10	<50	Region 8	33.33333333		100
Gogebic	F	5-11 years	NH Black	<=10	<=10	<50	Region 8	0		0
Gogebic	F	12-15 years	NH Other Race	<=10	<=10	<50	Region 8	0		0
Gogebic	F	16-19 years	NH Other Race	<=10	<=10	<50	Region 8	0		0
Gogebic	F	20-29 years	NH Other Race	<=10	<=10	11 <50	Region 8	50		45.45454546
Gogebic	F	30-39 years	NH Other Race		12	16 <50	Region 8	109.0909091		75
Gogebic	F	40-49 years	NH Other Race		11	14 <50	Region 8	91.66666667		78.57142857
Gogebic	F	50-64 years	NH Other Race		45	55 <50	Region 8	281.25		81.81818182
Gogebic	F	65-74 years	NH Other Race		47	51 <50	Region 8	940		92.15686275
Gogebic	F	75+ years	NH Other Race		57	72 <50	Region 8	712.5		79.16666667
Gogebic	F	missing	NH Other Race	<=10	<=10					
Gogebic	F	12-15 years	NH White		26	79	215 Region 8	12.09302326		32.91139241
Gogebic	F	16-19 years	NH White		38	99	215 Region 8	17.67441861		38.38383838
Gogebic	F	20-29 years	NH White		111	222	539 Region 8	20.59369202		50
Gogebic	F	30-39 years	NH White		141	281	609 Region 8	23.15270936		50.17793594
Gogebic	F	40-49 years	NH White		188	309	608 Region 8	30.92105263		60.84142395
Gogebic	F	50-64 years	NH White		588	809	1537 Region 8	38.25634353		72.68232386
Gogebic	F	5-11 years	NH White		19	70	383 Region 8	4.960835509		27.14285714
Gogebic	F	65-74 years	NH White		574	654	1031 Region 8	55.67410281		87.7675841
Gogebic	F	75+ years	NH White		415	486	962 Region 8	43.13929314		85.3909465
Gogebic	F	missing	NH White	<=10	<=10					
Gogebic	F	under 5 years	NH White	<=10	<=10					14.28571429
Gogebic	F	12-15 years	Unknown	<=10	<=10					46.66666667
Gogebic	F	16-19 years	Unknown	<=10	<=10	22				31.81818182
Gogebic	F	20-29 years	Unknown		23	59				38.98305085
Gogebic	F	30-39 years	Unknown		28	59				47.45762712
Gogebic	F	40-49 years	Unknown		46	97				47.42268041
Gogebic	F	50-64 years	Unknown		145	257				56.42023346
Gogebic	F	5-11 years	Unknown	<=10	<=10					42.85714286
Gogebic	F	65-74 years	Unknown		134	197				68.02030457
Gogebic	F	75+ years	Unknown		115	178				64.60674157
Gogebic	F	missing	Unknown	<=10	<=10					100
Gogebic	F	under 5 years	Unknown	<=10	<=10					100
Gogebic	M	12-15 years	Hispanic	<=10	<=10	<50	Region 8	0		0
Gogebic	M	16-19 years	Hispanic	<=10	<=10	<50	Region 8	15.38461539		33.33333333
Gogebic	M	20-29 years	Hispanic	<=10	<=10	<50	Region 8	15.15151515		100
Gogebic	M	30-39 years	Hispanic	<=10	<=10	<50	Region 8	18.75		42.85714286
Gogebic	M	40-49 years	Hispanic	<=10	<=10	<50	Region 8	13.63636364		37.5
Gogebic	M	50-64 years	Hispanic	<=10	<=10	<50	Region 8	23.07692308		60
Gogebic	M	5-11 years	Hispanic	<=10	<=10	<50	Region 8	0		0
Gogebic	M	65-74 years	Hispanic	<=10	<=10	<50	Region 8	66.66666667		100
Gogebic	M	75+ years	Hispanic	<=10	<=10	<50	Region 8	100		100
Gogebic	M	12-15 years	NH American Indian/Alaska Native	<=10	<=10	<50	Region 8	0		0
Gogebic	M	16-19 years	NH American Indian/Alaska Native	<=10	<=10	<50	Region 8	44.44444444		44.44444444
Gogebic	M	20-29 years	NH American Indian/Alaska Native	<=10	<=10	<50	Region 8	14.28571429		40
Gogebic	M	30-39 years	NH American Indian/Alaska Native	<=10	<=10	14 <50	Region 8	33.33333333		50
Gogebic	M	40-49 years	NH American Indian/Alaska Native	<=10	<=10	11 <50	Region 8	30		54.54545455
Gogebic	M	50-64 years	NH American Indian/Alaska Native		21	25 <50	Region 8	55.2631579		84
Gogebic	M	5-11 years	NH American Indian/Alaska Native	<=10	<=10	<50	Region 8	3.03030303		20
Gogebic	M	65-74 years	NH American Indian/Alaska Native		11	13 <50	Region 8	68.75		84.61538462
Gogebic	M	75+ years	NH American Indian/Alaska Native	<=10	<=10	<50	Region 8	38.46153846		100
Gogebic	M	16-19 years	NH Asian/Native Hawaiian/Other Pacific Islands	<=10	<=10	<50	Region 8	100		100
Gogebic	M	20-29 years	NH Asian/Native Hawaiian/Other Pacific Islands	<=10	<=10	<50	Region 8	33.33333333		100
Gogebic	M	30-39 years	NH Asian/Native Hawaiian/Other Pacific Islands	<=10	<=10	<50	Region 8	50		25

Gogebic	M	40-49 years	NH Asian/Native Hawaiian/Other Pacific Islands	<=10	<=10	<50	Region 8	50	66.6666667
Gogebic	M	50-64 years	NH Asian/Native Hawaiian/Other Pacific Islands	<=10	<=10	<50	Region 8	33.3333333	100
Gogebic	M	5-11 years	NH Asian/Native Hawaiian/Other Pacific Islands	<=10	<=10	<50	Region 8	0	0
Gogebic	M	75+ years	NH Asian/Native Hawaiian/Other Pacific Islands	<=10	<=10	<50	Region 8		100
Gogebic	M	12-15 years	NH Black	<=10	<=10	<50	Region 8	0	0
Gogebic	M	16-19 years	NH Black	<=10	<=10	<50	Region 8	33.3333333	50
Gogebic	M	30-39 years	NH Black	<=10	<=10	<50	Region 8	7.692307692	33.3333333
Gogebic	M	40-49 years	NH Black	<=10	<=10	<50	Region 8	100	66.6666667
Gogebic	M	50-64 years	NH Black	<=10	<=10	<50	Region 8	60	60
Gogebic	M	65-74 years	NH Black	<=10	<=10	<50	Region 8	100	66.6666667
Gogebic	M	12-15 years	NH Other Race	<=10	<=10	<50	Region 8	0	0
Gogebic	M	16-19 years	NH Other Race	<=10	<=10	<50	Region 8	20	100
Gogebic	M	20-29 years	NH Other Race	<=10	<=10	<50	Region 8	12.5	40
Gogebic	M	30-39 years	NH Other Race	<=10	<=10	<50	Region 8	45.4545454	50
Gogebic	M	40-49 years	NH Other Race	<=10	<=10	<50	Region 8	70	77.7777778
Gogebic	M	50-64 years	NH Other Race		32	42 <50	Region 8	128	76.19047619
Gogebic	M	5-11 years	NH Other Race	<=10	<=10	<50	Region 8	0	0
Gogebic	M	65-74 years	NH Other Race		39	45 <50	Region 8	650	86.6666667
Gogebic	M	75+ years	NH Other Race		27	30 <50	Region 8	675	90
Gogebic	M	12-15 years	NH White		18	64	241 Region 8	7.468879668	28.125
Gogebic	M	16-19 years	NH White		28	68	255 Region 8	10.98039216	41.17647059
Gogebic	M	20-29 years	NH White		59	189	620 Region 8	9.516129032	31.21693122
Gogebic	M	30-39 years	NH White		95	234	638 Region 8	14.89028213	40.5982906
Gogebic	M	40-49 years	NH White		161	275	653 Region 8	24.65543645	58.54545455
Gogebic	M	50-64 years	NH White		490	704	1589 Region 8	30.83700441	69.60227273
Gogebic	M	5-11 years	NH White		17	68	382 Region 8	4.45026178	25
Gogebic	M	65-74 years	NH White		545	654	1176 Region 8	46.34353742	83.3333333
Gogebic	M	75+ years	NH White		267	330	718 Region 8	37.18662953	80.90909091
Gogebic	M	missing	NH White	<=10	<=10				
Gogebic	M	under 5 years	NH White	<=10		11			18.18181818
Gogebic	M	12-15 years	Unknown	<=10	<=10				33.3333333
Gogebic	M	16-19 years	Unknown	<=10		17			11.76470588
Gogebic	M	20-29 years	Unknown		13	51			25.49019608
Gogebic	M	30-39 years	Unknown		32	85			37.64705882
Gogebic	M	40-49 years	Unknown		33	87			37.93103448
Gogebic	M	50-64 years	Unknown		151	285			52.98245614
Gogebic	M	5-11 years	Unknown	<=10	<=10				30
Gogebic	M	65-74 years	Unknown		129	198			65.15151515
Gogebic	M	75+ years	Unknown		99	145			68.27586207
Gogebic	M	missing	Unknown	<=10	<=10				
Gogebic	M	under 5 years	Unknown	<=10	<=10				
Gogebic	U	30-39 years	Hispanic	<=10	<=10				100
Gogebic	U	50-64 years	NH White	<=10	<=10				100
Gogebic	U	30-39 years	Unknown	<=10	<=10				0
Gogebic	U	40-49 years	Unknown	<=10	<=10				100
Gogebic	U	50-64 years	Unknown	<=10	<=10				33.3333333
Grand Traverse	F	12-15 years	Hispanic		37	88	100 Region 7	37	42.04545455
Grand Traverse	F	16-19 years	Hispanic		44	99	89 Region 7	49.43820225	44.44444444
Grand Traverse	F	20-29 years	Hispanic		67	139	236 Region 7	48.20143885	48.20143885
Grand Traverse	F	30-39 years	Hispanic		57	108	183 Region 7	31.14754098	52.77777778
Grand Traverse	F	40-49 years	Hispanic		63	102	156 Region 7	40.38461539	61.76470588
Grand Traverse	F	50-64 years	Hispanic		85	125	154 Region 7	55.1948052	68
Grand Traverse	F	5-11 years	Hispanic		11	51	199 Region 7	5.527638191	21.56862745
Grand Traverse	F	65-74 years	Hispanic		40	52 <50	Region 7	85.10638298	76.92307692
Grand Traverse	F	75+ years	Hispanic		19	24 <50	Region 7	63.3333333	79.16666667
Grand Traverse	F	missing	Hispanic	<=10	<=10				
Grand Traverse	F	under 5 years	Hispanic	<=10	<=10				0
Grand Traverse	F	12-15 years	NH American Indian/Alaska Native		11	22 <50	Region 7	33.3333333	50
Grand Traverse	F	16-19 years	NH American Indian/Alaska Native	<=10		17 <50	Region 7	29.41176471	58.82352941
Grand Traverse	F	20-29 years	NH American Indian/Alaska Native		16	50	76 Region 7	21.05263158	32
Grand Traverse	F	30-39 years	NH American Indian/Alaska Native		17	43	68 Region 7	25	39.53488372
Grand Traverse	F	40-49 years	NH American Indian/Alaska Native		27	44	91 Region 7	29.67032967	61.36363636
Grand Traverse	F	50-64 years	NH American Indian/Alaska Native		48	70	91 Region 7	52.74725275	68.57142857
Grand Traverse	F	5-11 years	NH American Indian/Alaska Native	<=10		14 <50	Region 7	10.41666667	35.71428571
Grand Traverse	F	65-74 years	NH American Indian/Alaska Native		17	24	53 Region 7	32.0754717	70.8333333
Grand Traverse	F	75+ years	NH American Indian/Alaska Native	<=10	<=10	<50	Region 7	31.81818182	77.77777778
Grand Traverse	F	missing	NH American Indian/Alaska Native	<=10	<=10				
Grand Traverse	F	under 5 years	NH American Indian/Alaska Native	<=10	<=10				
Grand Traverse	F	12-15 years	NH Asian/Native Hawaiian/Other Pacific Islands	<=10		19 <50	Region 7	37.5	47.36842105
Grand Traverse	F	16-19 years	NH Asian/Native Hawaiian/Other Pacific Islands		19	41 <50	Region 7	76	46.34146342
Grand Traverse	F	20-29 years	NH Asian/Native Hawaiian/Other Pacific Islands		26	44	73 Region 7	35.61643836	59.09090909
Grand Traverse	F	30-39 years	NH Asian/Native Hawaiian/Other Pacific Islands		37	53	76 Region 7	48.68421053	69.81132076
Grand Traverse	F	40-49 years	NH Asian/Native Hawaiian/Other Pacific Islands		31	49	84 Region 7	36.90476191	63.26530612
Grand Traverse	F	50-64 years	NH Asian/Native Hawaiian/Other Pacific Islands		38	52	62 Region 7	61.29032258	73.07692308
Grand Traverse	F	5-11 years	NH Asian/Native Hawaiian/Other Pacific Islands		12	32 <50	Region 7	54.54545455	37.5
Grand Traverse	F	65-74 years	NH Asian/Native Hawaiian/Other Pacific Islands		20	21 <50	Region 7	57.14285714	95.23809524
Grand Traverse	F	75+ years	NH Asian/Native Hawaiian/Other Pacific Islands	<=10	<=10	<50	Region 7	25	66.6666667
Grand Traverse	F	missing	NH Asian/Native Hawaiian/Other Pacific Islands	<=10	<=10				
Grand Traverse	F	under 5 years	NH Asian/Native Hawaiian/Other Pacific Islands	<=10	<=10				0
Grand Traverse	F	12-15 years	NH Black	<=10	<=10	<50	Region 7	15.38461539	22.22222222
Grand Traverse	F	16-19 years	NH Black	<=10		25 <50	Region 7	38.46153846	40
Grand Traverse	F	20-29 years	NH Black		15	48	52 Region 7	28.84615385	31.25
Grand Traverse	F	30-39 years	NH Black	<=10		39 <50	Region 7	24.3902439	25.64102564
Grand Traverse	F	40-49 years	NH Black	<=10		33 <50	Region 7	21.875	21.21212121
Grand Traverse	F	50-64 years	NH Black		16	34 <50	Region 7	38.0952381	47.05882353
Grand Traverse	F	5-11 years	NH Black	<=10	<=10	<50	Region 7	27.77777778	55.55555556
Grand Traverse	F	65-74 years	NH Black		13	14 <50	Region 7	130	92.85714286
Grand Traverse	F	75+ years	NH Black	<=10	<=10	<50	Region 7	150	100
Grand Traverse	F	under 5 years	NH Black	<=10	<=10				0
Grand Traverse	F	12-15 years	NH Other Race		11	24	80 Region 7	13.75	45.8333333
Grand Traverse	F	16-19 years	NH Other Race		17	34	75 Region 7	22.66666667	50
Grand Traverse	F	20-29 years	NH Other Race		76	121	131 Region 7	58.01526718	62.80991736
Grand Traverse	F	30-39 years	NH Other Race		71	109	87 Region 7	81.6091954	65.13761468
Grand Traverse	F	40-49 years	NH Other Race		95	138	66 Region 7	143.9393939	68.84057971

Grand Traverse	F	50-64 years	NH Other Race		266	342	71 Region 7	374.6478873	77.7777778
Grand Traverse	F	5-11 years	NH Other Race	<=10		27	129 Region 7	5.426356589	25.92529593
Grand Traverse	F	65-74 years	NH Other Race		420	458 <50	Region 7	1680	91.70305677
Grand Traverse	F	75+ years	NH Other Race		324	390 <50	Region 7	2314.285714	83.07692308
Grand Traverse	F	missing	NH Other Race	<=10	<=10				
Grand Traverse	F	under 5 years	NH Other Race	<=10	<=10				
Grand Traverse	F	12-15 years	NH White		494	1106	1949 Region 7	25.34633145	44.66546112
Grand Traverse	F	16-19 years	NH White		657	1238	1804 Region 7	36.41906874	53.06946688
Grand Traverse	F	20-29 years	NH White		1274	2519	4721 Region 7	26.98580809	50.57562525
Grand Traverse	F	30-39 years	NH White		2055	3249	5383 Region 7	38.17573844	63.25023084
Grand Traverse	F	40-49 years	NH White		2136	3148	5064 Region 7	42.18009479	67.85260483
Grand Traverse	F	50-64 years	NH White		5159	6728	9881 Region 7	52.21131464	76.67954816
Grand Traverse	F	5-11 years	NH White		335	1240	3053 Region 7	10.97281363	27.01612903
Grand Traverse	F	65-74 years	NH White		4182	4821	5921 Region 7	70.62996116	86.74548849
Grand Traverse	F	75+ years	NH White		2740	3287	4463 Region 7	61.39368138	83.35868573
Grand Traverse	F	missing	NH White	<=10	<=10				0
Grand Traverse	F	under 5 years	NH White	<=10		26			3.846153846
Grand Traverse	F	12-15 years	Unknown		20	48			41.66666667
Grand Traverse	F	16-19 years	Unknown		60	119			50.42016807
Grand Traverse	F	20-29 years	Unknown		205	483			42.44306418
Grand Traverse	F	30-39 years	Unknown		345	611			56.46481178
Grand Traverse	F	40-49 years	Unknown		358	584			61.30136986
Grand Traverse	F	50-64 years	Unknown		678	1000			67.8
Grand Traverse	F	5-11 years	Unknown	<=10		58			17.24137931
Grand Traverse	F	65-74 years	Unknown		353	489			72.18813906
Grand Traverse	F	75+ years	Unknown		331	525			63.04761905
Grand Traverse	F	missing	Unknown	<=10	<=10				0
Grand Traverse	F	under 5 years	Unknown	<=10	<=10				0
Grand Traverse	M	12-15 years	Hispanic		25	76	99 Region 7	25.25252525	32.89473684
Grand Traverse	M	16-19 years	Hispanic		35	75	94 Region 7	37.23404255	46.66666667
Grand Traverse	M	20-29 years	Hispanic		41	132	238 Region 7	17.22689076	31.06060606
Grand Traverse	M	30-39 years	Hispanic		51	128	223 Region 7	22.86995516	39.84375
Grand Traverse	M	40-49 years	Hispanic		70	125	177 Region 7	39.5480226	56
Grand Traverse	M	50-64 years	Hispanic		68	120	133 Region 7	51.12781955	56.66666667
Grand Traverse	M	5-11 years	Hispanic		12	38	215 Region 7	5.581395349	31.57894737
Grand Traverse	M	65-74 years	Hispanic		45	54 <50	Region 7	107.1428571	83.33333333
Grand Traverse	M	75+ years	Hispanic		21	31 <50	Region 7	91.30434783	67.74193548
Grand Traverse	M	missing	Hispanic	<=10	<=10				
Grand Traverse	M	under 5 years	Hispanic	<=10	<=10				
Grand Traverse	M	12-15 years	NH American Indian/Alaska Native	<=10		18 <50	Region 7	33.33333333	44.44444444
Grand Traverse	M	16-19 years	NH American Indian/Alaska Native		11	19 <50	Region 7	30.55555556	57.89473684
Grand Traverse	M	20-29 years	NH American Indian/Alaska Native		13	42	76 Region 7	17.10526316	30.95238095
Grand Traverse	M	30-39 years	NH American Indian/Alaska Native		12	34	71 Region 7	16.90140845	35.29411765
Grand Traverse	M	40-49 years	NH American Indian/Alaska Native		19	43	56 Region 7	33.92857143	44.18604651
Grand Traverse	M	50-64 years	NH American Indian/Alaska Native		51	63	102 Region 7	50	80.95238095
Grand Traverse	M	5-11 years	NH American Indian/Alaska Native	<=10		14 <50	Region 7	2.083333333	7.142857143
Grand Traverse	M	65-74 years	NH American Indian/Alaska Native	<=10		21 <50	Region 7	36.17021277	80.95238095
Grand Traverse	M	75+ years	NH American Indian/Alaska Native	<=10	<=10	<50	Region 7	42.85714286	100
Grand Traverse	M	missing	NH American Indian/Alaska Native	<=10	<=10				
Grand Traverse	M	12-15 years	NH Asian/Native Hawaiian/Other Pacific Islands		15	29 <50	Region 7	83.33333333	51.72413793
Grand Traverse	M	16-19 years	NH Asian/Native Hawaiian/Other Pacific Islands	<=10		31 <50	Region 7	55.55555556	32.25806452
Grand Traverse	M	20-29 years	NH Asian/Native Hawaiian/Other Pacific Islands		18	34	51 Region 7	35.29411765	52.94117647
Grand Traverse	M	30-39 years	NH Asian/Native Hawaiian/Other Pacific Islands		29	45	51 Region 7	56.8627451	64.44444444
Grand Traverse	M	40-49 years	NH Asian/Native Hawaiian/Other Pacific Islands		25	40	52 Region 7	48.07692308	62.5
Grand Traverse	M	50-64 years	NH Asian/Native Hawaiian/Other Pacific Islands		23	28 <50	Region 7	62.16216216	82.14285714
Grand Traverse	M	5-11 years	NH Asian/Native Hawaiian/Other Pacific Islands	<=10		20 <50	Region 7	26.66666667	40
Grand Traverse	M	65-74 years	NH Asian/Native Hawaiian/Other Pacific Islands		15	16 <50	Region 7	83.33333333	93.75
Grand Traverse	M	75+ years	NH Asian/Native Hawaiian/Other Pacific Islands	<=10	<=10	<50	Region 7	36.36363636	80
Grand Traverse	M	missing	NH Asian/Native Hawaiian/Other Pacific Islands	<=10	<=10				
Grand Traverse	M	under 5 years	NH Asian/Native Hawaiian/Other Pacific Islands	<=10	<=10				0
Grand Traverse	M	12-15 years	NH Black	<=10		13 <50	Region 7	38.0952381	61.53846154
Grand Traverse	M	16-19 years	NH Black	<=10		21 <50	Region 7	8.333333333	9.523809524
Grand Traverse	M	20-29 years	NH Black	<=10		36	66 Region 7	13.63636364	25
Grand Traverse	M	30-39 years	NH Black		11	29	86 Region 7	12.79069767	37.93103448
Grand Traverse	M	40-49 years	NH Black		17	29	83 Region 7	20.48192771	58.62068966
Grand Traverse	M	50-64 years	NH Black		23	36	68 Region 7	33.82352941	63.88888889
Grand Traverse	M	5-11 years	NH Black	<=10		13 <50	Region 7	10	23.07692308
Grand Traverse	M	65-74 years	NH Black		11	13 <50	Region 7	50	84.61538462
Grand Traverse	M	75+ years	NH Black	<=10	<=10	<50	Region 7	57.14285714	80
Grand Traverse	M	under 5 years	NH Black	<=10	<=10				
Grand Traverse	M	12-15 years	NH Other Race		11	20	85 Region 7	12.94117647	55
Grand Traverse	M	16-19 years	NH Other Race		12	24	83 Region 7	14.45783133	50
Grand Traverse	M	20-29 years	NH Other Race		49	91	148 Region 7	33.10810811	53.84615385
Grand Traverse	M	30-39 years	NH Other Race		56	109	95 Region 7	58.94736842	51.37614679
Grand Traverse	M	40-49 years	NH Other Race		59	108	56 Region 7	105.3571429	54.62962963
Grand Traverse	M	50-64 years	NH Other Race		219	284	71 Region 7	308.4507042	77.11267606
Grand Traverse	M	5-11 years	NH Other Race		17	29	153 Region 7	11.11111111	58.62068966
Grand Traverse	M	65-74 years	NH Other Race		367	408 <50	Region 7	1529.166667	89.95098039
Grand Traverse	M	75+ years	NH Other Race		209	246 <50	Region 7	774.0740741	84.95934959
Grand Traverse	M	missing	NH Other Race	<=10	<=10				
Grand Traverse	M	under 5 years	NH Other Race	<=10	<=10				0
Grand Traverse	M	12-15 years	NH White		376	1040	1952 Region 7	19.26229508	36.15384615
Grand Traverse	M	16-19 years	NH White		522	1100	1891 Region 7	27.60444209	47.45454546
Grand Traverse	M	20-29 years	NH White		1010	2288	4865 Region 7	20.76053443	44.14335664
Grand Traverse	M	30-39 years	NH White		1751	3020	5384 Region 7	32.52228826	57.98013245
Grand Traverse	M	40-49 years	NH White		1877	2966	4892 Region 7	38.36876533	63.28388402
Grand Traverse	M	50-64 years	NH White		4313	5982	9177 Region 7	46.99792961	72.09963223
Grand Traverse	M	5-11 years	NH White		337	1245	3257 Region 7	10.34694504	27.06827309
Grand Traverse	M	65-74 years	NH White		3453	4054	5442 Region 7	63.45093716	85.17513567
Grand Traverse	M	75+ years	NH White		1925	2306	3011 Region 7	63.93224842	83.47788378
Grand Traverse	M	missing	NH White	<=10	<=10				0
Grand Traverse	M	under 5 years	NH White	<=10		35			20
Grand Traverse	M	12-15 years	Unknown		15	38			39.47368421
Grand Traverse	M	16-19 years	Unknown		46	111			41.44144144

Grand Traverse	M	20-29 years	Unknown	145	391				37.08439898
Grand Traverse	M	30-39 years	Unknown	276	536				51.49253731
Grand Traverse	M	40-49 years	Unknown	241	453				53.200883
Grand Traverse	M	50-64 years	Unknown	470	761				61.760841
Grand Traverse	M	5-11 years	Unknown	19	66				28.78787879
Grand Traverse	M	65-74 years	Unknown	348	477				72.95597484
Grand Traverse	M	75+ years	Unknown	233	360				64.72222222
Grand Traverse	M	missing	Unknown						
Grand Traverse	M	under 5 years	Unknown	<=10	<=10				25
Grand Traverse	U	missing	Hispanic	<=10	<=10				
Grand Traverse	U	20-29 years	NH Asian/Native Hawaiian/Other Pacific Islands	<=10	<=10				100
Grand Traverse	U	50-64 years	NH Asian/Native Hawaiian/Other Pacific Islands	<=10	<=10				0
Grand Traverse	U	30-39 years	NH Other Race	<=10	<=10				100
Grand Traverse	U	40-49 years	NH Other Race	<=10	<=10				100
Grand Traverse	U	50-64 years	NH Other Race	<=10	<=10				100
Grand Traverse	U	65-74 years	NH Other Race	<=10	<=10				100
Grand Traverse	U	20-29 years	NH White	<=10	<=10				33.33333333
Grand Traverse	U	30-39 years	NH White	<=10	<=10	15			66.66666667
Grand Traverse	U	40-49 years	NH White	<=10	<=10				66.66666667
Grand Traverse	U	50-64 years	NH White	11	17				64.70588235
Grand Traverse	U	65-74 years	NH White	<=10	<=10				100
Grand Traverse	U	30-39 years	Unknown	<=10	<=10				80
Grand Traverse	U	40-49 years	Unknown	<=10	<=10				0
Grand Traverse	U	50-64 years	Unknown	<=10	<=10				0
Grand Traverse	U	65-74 years	Unknown	<=10	<=10				0
Grand Traverse	U	75+ years	Unknown	<=10	<=10				0
Gratiot	F	12-15 years	Hispanic	<=10		20	97 Region 1	9.278350516	45
Gratiot	F	16-19 years	Hispanic	<=10		23	94 Region 1	10.63829787	43.47826087
Gratiot	F	20-29 years	Hispanic		17	58	187 Region 1	9.090909091	29.31034483
Gratiot	F	30-39 years	Hispanic		19	51	156 Region 1	12.17948718	37.25490196
Gratiot	F	40-49 years	Hispanic		25	50	104 Region 1	24.03846154	50
Gratiot	F	50-64 years	Hispanic		36	65	128 Region 1	28.125	55.38461539
Gratiot	F	5-11 years	Hispanic	<=10		18	173 Region 1	2.312138728	22.22222222
Gratiot	F	65-74 years	Hispanic		26	32	55 Region 1	47.27272727	81.25
Gratiot	F	75+ years	Hispanic		13	22	<50 Region 1	29.54545455	59.09090909
Gratiot	F	missing	Hispanic	<=10	<=10				
Gratiot	F	12-15 years	NH American Indian/Alaska Native	<=10	<=10	<50	Region 1	16.66666667	33.33333333
Gratiot	F	16-19 years	NH American Indian/Alaska Native	<=10	<=10	<50	Region 1	0	0
Gratiot	F	20-29 years	NH American Indian/Alaska Native	<=10	<=10	<50	Region 1	7.692307692	33.33333333
Gratiot	F	30-39 years	NH American Indian/Alaska Native	<=10	<=10	<50	Region 1	18.18181818	40
Gratiot	F	40-49 years	NH American Indian/Alaska Native	<=10	<=10	<50	Region 1	100	83.33333333
Gratiot	F	50-64 years	NH American Indian/Alaska Native	<=10	<=10	<50	Region 1	31.81818182	77.77777778
Gratiot	F	5-11 years	NH American Indian/Alaska Native	<=10	<=10	<50	Region 1	22.22222222	66.66666667
Gratiot	F	65-74 years	NH American Indian/Alaska Native	<=10	<=10	<50	Region 1	30	60
Gratiot	F	12-15 years	NH Asian/Native Hawaiian/Other Pacific Islands	<=10	<=10	<50	Region 1	10	100
Gratiot	F	16-19 years	NH Asian/Native Hawaiian/Other Pacific Islands	<=10	<=10	<50	Region 1	11.76470588	50
Gratiot	F	20-29 years	NH Asian/Native Hawaiian/Other Pacific Islands	<=10	<=10	<50	Region 1	46.66666667	77.77777778
Gratiot	F	30-39 years	NH Asian/Native Hawaiian/Other Pacific Islands	<=10	<=10	<50	Region 1	12.5	50
Gratiot	F	40-49 years	NH Asian/Native Hawaiian/Other Pacific Islands	<=10	<=10	<50	Region 1	27.27272727	60
Gratiot	F	50-64 years	NH Asian/Native Hawaiian/Other Pacific Islands	13	14	<50	Region 1	76.47058824	92.85714286
Gratiot	F	5-11 years	NH Asian/Native Hawaiian/Other Pacific Islands	<=10	<=10	<50	Region 1	0	0
Gratiot	F	65-74 years	NH Asian/Native Hawaiian/Other Pacific Islands	<=10	<=10	<50	Region 1	37.5	50
Gratiot	F	75+ years	NH Asian/Native Hawaiian/Other Pacific Islands	<=10	<=10	<50	Region 1	28.57142857	100
Gratiot	F	12-15 years	NH Black	<=10	<=10	<50	Region 1	12.5	33.33333333
Gratiot	F	16-19 years	NH Black	<=10	<=10	<50	Region 1	40	66.66666667
Gratiot	F	20-29 years	NH Black	<=10	<=10	<50	Region 1	4.761904762	20
Gratiot	F	30-39 years	NH Black	<=10	<=10	<50	Region 1	71.42857143	71.42857143
Gratiot	F	40-49 years	NH Black	<=10	<=10	<50	Region 1	8.333333333	100
Gratiot	F	50-64 years	NH Black	<=10	<=10	<50	Region 1	62.5	55.55555556
Gratiot	F	5-11 years	NH Black	<=10	<=10	<50	Region 1	0	0
Gratiot	F	65-74 years	NH Black	<=10	<=10	<50	Region 1	66.66666667	66.66666667
Gratiot	F	75+ years	NH Black	<=10	<=10	<50	Region 1	40	100
Gratiot	F	12-15 years	NH Other Race	<=10	<=10	<50	Region 1	0	0
Gratiot	F	16-19 years	NH Other Race	<=10		12	<50 Region 1	7.692307692	16.66666667
Gratiot	F	20-29 years	NH Other Race		21	37	<50 Region 1	55.2631579	56.75675676
Gratiot	F	30-39 years	NH Other Race		28	44	<50 Region 1	175	63.63636364
Gratiot	F	40-49 years	NH Other Race		30	48	<50 Region 1	62.5	62.5
Gratiot	F	50-64 years	NH Other Race		75	118	<50 Region 1	258.6206897	63.55932203
Gratiot	F	65-74 years	NH Other Race		78	98	<50 Region 1	1114.285714	79.59183674
Gratiot	F	75+ years	NH Other Race		166	220	<50 Region 1	1509.090909	75.45454546
Gratiot	F	missing	NH Other Race	<=10	<=10				
Gratiot	F	12-15 years	NH White		79	239	782 Region 1	10.10230179	33.05439331
Gratiot	F	16-19 years	NH White		160	352	1010 Region 1	15.84158416	45.45454546
Gratiot	F	20-29 years	NH White		288	732	2099 Region 1	13.72081944	39.3442623
Gratiot	F	30-39 years	NH White		379	846	1873 Region 1	20.23491725	44.79905437
Gratiot	F	40-49 years	NH White		499	943	1942 Region 1	25.69515963	52.91622481
Gratiot	F	50-64 years	NH White		1536	2236	3515 Region 1	43.69843528	68.6940966
Gratiot	F	5-11 years	NH White		47	184	1250 Region 1	3.76	25.54347826
Gratiot	F	65-74 years	NH White		1275	1560	2005 Region 1	63.59102244	81.73076923
Gratiot	F	75+ years	NH White		1046	1268	1867 Region 1	56.0257097	82.49211357
Gratiot	F	missing	NH White	<=10	<=10				
Gratiot	F	under 5 years	NH White	<=10	<=10				50
Gratiot	F	12-15 years	Unknown	<=10					33.33333333
Gratiot	F	16-19 years	Unknown		16	34			47.05882353
Gratiot	F	20-29 years	Unknown		39	118			33.05084746
Gratiot	F	30-39 years	Unknown		37	107			34.57943925
Gratiot	F	40-49 years	Unknown		37	109			33.94495413
Gratiot	F	50-64 years	Unknown		103	225			45.77777778
Gratiot	F	5-11 years	Unknown	<=10	<=10				10
Gratiot	F	65-74 years	Unknown		68	114			59.64912281
Gratiot	F	75+ years	Unknown		71	103			68.93203884
Gratiot	F	missing	Unknown	<=10	<=10				
Gratiot	F	under 5 years	Unknown	<=10	<=10				0
Gratiot	M	12-15 years	Hispanic	<=10		23	114 Region 1	3.50877193	17.39130435

Gratiot	M	16-19 years	Hispanic	<=10		23	107	Region 1	8.411214953	39.13043478
Gratiot	M	20-29 years	Hispanic		17	71	203	Region 1	8.374384237	23.94366197
Gratiot	M	30-39 years	Hispanic		22	75	215	Region 1	10.23255814	29.33333333
Gratiot	M	40-49 years	Hispanic		21	54	194	Region 1	10.82474227	38.88888889
Gratiot	M	50-64 years	Hispanic		52	80	171	Region 1	30.40935673	65
Gratiot	M	5-11 years	Hispanic	<=10		20	189	Region 1	3.174603175	30
Gratiot	M	65-74 years	Hispanic		30	43	56	Region 1	53.57142857	69.76744186
Gratiot	M	75+ years	Hispanic		12	18	<50	Region 1		30
Gratiot	M	missing	Hispanic	<=10		<=10				66.66666667
Gratiot	M	under 5 years	Hispanic	<=10		<=10				
Gratiot	M	16-19 years	NH American Indian/Alaska Native	<=10		<=10	<50	Region 1		0
Gratiot	M	20-29 years	NH American Indian/Alaska Native	<=10		<=10	<50	Region 1	4.545454546	25
Gratiot	M	30-39 years	NH American Indian/Alaska Native	<=10		<=10	<50	Region 1		6.25
Gratiot	M	40-49 years	NH American Indian/Alaska Native	<=10		<=10	<50	Region 1		12.5
Gratiot	M	50-64 years	NH American Indian/Alaska Native	<=10		<=10	<50	Region 1	18.51851852	71.42857143
Gratiot	M	65-74 years	NH American Indian/Alaska Native	<=10		<=10	<50	Region 1	71.42857143	83.33333333
Gratiot	M	75+ years	NH American Indian/Alaska Native	<=10		<=10	<50	Region 1	33.33333333	50
Gratiot	M	12-15 years	NH Asian/Native Hawaiian/Other Pacific Islands	<=10		<=10	<50	Region 1		40
Gratiot	M	16-19 years	NH Asian/Native Hawaiian/Other Pacific Islands	<=10		<=10	<50	Region 1		20
Gratiot	M	20-29 years	NH Asian/Native Hawaiian/Other Pacific Islands	<=10		<=10	<50	Region 1		4
Gratiot	M	30-39 years	NH Asian/Native Hawaiian/Other Pacific Islands	<=10		<=10	<50	Region 1		0
Gratiot	M	40-49 years	NH Asian/Native Hawaiian/Other Pacific Islands	<=10		<=10	<50	Region 1	27.27272727	100
Gratiot	M	50-64 years	NH Asian/Native Hawaiian/Other Pacific Islands	<=10		<=10	<50	Region 1	36.36363636	57.14285714
Gratiot	M	5-11 years	NH Asian/Native Hawaiian/Other Pacific Islands	<=10		<=10	<50	Region 1	14.28571429	25
Gratiot	M	65-74 years	NH Asian/Native Hawaiian/Other Pacific Islands	<=10		<=10	<50	Region 1	33.33333333	50
Gratiot	M	12-15 years	NH Black	<=10		<=10	<50	Region 1	11.11111111	20
Gratiot	M	16-19 years	NH Black	<=10		<=10		77	Region 1	1.298701299
Gratiot	M	20-29 years	NH Black	<=10		<=10	20	769	Region 1	0.520156047
Gratiot	M	30-39 years	NH Black	<=10		<=10	32	667	Region 1	1.499250375
Gratiot	M	40-49 years	NH Black		20	29	517	Region 1	3.868471954	68.96551724
Gratiot	M	50-64 years	NH Black		35	47	270	Region 1	12.96296296	74.46808511
Gratiot	M	5-11 years	NH Black	<=10		<=10	<50	Region 1		0
Gratiot	M	65-74 years	NH Black	<=10		<=10	13	<50	Region 1	45.45454546
Gratiot	M	75+ years	NH Black	<=10		<=10	<50	Region 1		100
Gratiot	M	missing	NH Black	<=10		<=10				
Gratiot	M	16-19 years	NH Other Race	<=10		<=10	12	<50	Region 1	61.53846154
Gratiot	M	20-29 years	NH Other Race	<=10		<=10	21	53	Region 1	7.547169811
Gratiot	M	30-39 years	NH Other Race		11	25	<50	Region 1	91.66666667	44
Gratiot	M	40-49 years	NH Other Race		25	33	<50	Region 1	277.7777778	75.75757576
Gratiot	M	50-64 years	NH Other Race		46	71	<50	Region 1		200
Gratiot	M	5-11 years	NH Other Race	<=10		<=10	<50	Region 1		0
Gratiot	M	65-74 years	NH Other Race		70	86	<50	Region 1		1750
Gratiot	M	75+ years	NH Other Race		73	108	<50	Region 1	663.6363636	67.59259259
Gratiot	M	missing	NH Other Race	<=10		<=10				
Gratiot	M	12-15 years	NH White		55	203	788	Region 1	6.979695432	27.09359606
Gratiot	M	16-19 years	NH White		96	277	995	Region 1	9.648241206	34.65703971
Gratiot	M	20-29 years	NH White		227	599	2565	Region 1	8.849902534	37.89649416
Gratiot	M	30-39 years	NH White		274	635	2233	Region 1	12.27048813	43.1496063
Gratiot	M	40-49 years	NH White		408	784	2209	Region 1	18.46989588	52.04081633
Gratiot	M	50-64 years	NH White		1226	1888	3710	Region 1	33.0458221	64.93644068
Gratiot	M	5-11 years	NH White		55	203	1301	Region 1	4.227517294	27.09359606
Gratiot	M	65-74 years	NH White		1028	1282	1780	Region 1	57.75280899	80.18720749
Gratiot	M	75+ years	NH White		753	920	1278	Region 1	58.92018779	81.84782609
Gratiot	M	missing	NH White	<=10		<=10				
Gratiot	M	under 5 years	NH White	<=10		<=10				50
Gratiot	M	12-15 years	Unknown	<=10		<=10				25
Gratiot	M	16-19 years	Unknown		11	29				37.93103448
Gratiot	M	20-29 years	Unknown		26	113				23.00884956
Gratiot	M	30-39 years	Unknown		71	197				36.04060914
Gratiot	M	40-49 years	Unknown		188	342				54.97076023
Gratiot	M	50-64 years	Unknown		254	411				61.80048662
Gratiot	M	5-11 years	Unknown	<=10		<=10				0
Gratiot	M	65-74 years	Unknown		76	151				50.33112583
Gratiot	M	75+ years	Unknown		47	85				55.29411765
Gratiot	M	missing	Unknown	<=10		<=10				0
Gratiot	M	under 5 years	Unknown	<=10		<=10				0
Gratiot	U	40-49 years	Hispanic	<=10		<=10				0
Gratiot	U	65-74 years	Hispanic	<=10		<=10				100
Gratiot	U	20-29 years	NH White	<=10		<=10				100
Gratiot	U	30-39 years	NH White	<=10		<=10				100
Gratiot	U	40-49 years	NH White	<=10		<=10				0
Gratiot	U	50-64 years	NH White	<=10		<=10				100
Hillsdale	F	12-15 years	Hispanic		11	17	<50	Region 1		25
Hillsdale	F	16-19 years	Hispanic	<=10		<=10	<50	Region 1	13.63636364	60
Hillsdale	F	20-29 years	Hispanic	<=10		<=10	22	74	Region 1	10.81081081
Hillsdale	F	30-39 years	Hispanic		11	25	69	Region 1	15.94202899	44
Hillsdale	F	40-49 years	Hispanic	<=10		<=10	24	67	Region 1	11.94029851
Hillsdale	F	50-64 years	Hispanic		25	37	59	Region 1	42.37288136	67.56756757
Hillsdale	F	5-11 years	Hispanic	<=10		<=10		67	Region 1	4.47761194
Hillsdale	F	65-74 years	Hispanic		11	16	<50	Region 1	35.48387097	68.75
Hillsdale	F	75+ years	Hispanic	<=10		<=10	<50	Region 1		40
Hillsdale	F	missing	Hispanic	<=10		<=10				
Hillsdale	F	12-15 years	NH American Indian/Alaska Native	<=10		<=10	<50	Region 1		0
Hillsdale	F	20-29 years	NH American Indian/Alaska Native	<=10		<=10	<50	Region 1	3.846153846	50
Hillsdale	F	30-39 years	NH American Indian/Alaska Native	<=10		<=10	<50	Region 1	9.090909091	100
Hillsdale	F	40-49 years	NH American Indian/Alaska Native	<=10		<=10	<50	Region 1	22.22222222	28.57142857
Hillsdale	F	50-64 years	NH American Indian/Alaska Native	<=10		<=10	<50	Region 1	23.33333333	70
Hillsdale	F	65-74 years	NH American Indian/Alaska Native	<=10		<=10	<50	Region 1	17.64705882	75
Hillsdale	F	75+ years	NH American Indian/Alaska Native	<=10		<=10	<50	Region 1	44.44444444	100
Hillsdale	F	12-15 years	NH Asian/Native Hawaiian/Other Pacific Islands	<=10		<=10	<50	Region 1	33.33333333	50
Hillsdale	F	20-29 years	NH Asian/Native Hawaiian/Other Pacific Islands	<=10		<=10	<50	Region 1	14.28571429	44.44444444
Hillsdale	F	30-39 years	NH Asian/Native Hawaiian/Other Pacific Islands	<=10		<=10	<50	Region 1	26.66666667	50
Hillsdale	F	40-49 years	NH Asian/Native Hawaiian/Other Pacific Islands	<=10		<=10	<50	Region 1	17.64705882	37.5
Hillsdale	F	50-64 years	NH Asian/Native Hawaiian/Other Pacific Islands	<=10		<=10	<50	Region 1	14.28571429	66.66666667

Hillsdale	F	5-11 years	NH Asian/Native Hawaiian/Other Pacific Islands	<=10	<=10	<50	Region 1	0	0
Hillsdale	F	65-74 years	NH Asian/Native Hawaiian/Other Pacific Islands	<=10	<=10	<50	Region 1	25	75
Hillsdale	F	75+ years	NH Asian/Native Hawaiian/Other Pacific Islands	<=10	<=10	<50	Region 1	0	0
Hillsdale	F	missing	NH Asian/Native Hawaiian/Other Pacific Islands	<=10	<=10				
Hillsdale	F	12-15 years	NH Black	<=10	<=10	<50	Region 1	0	0
Hillsdale	F	16-19 years	NH Black	<=10	<=10	<50	Region 1	4.761904762	20
Hillsdale	F	20-29 years	NH Black	<=10	<=10	<50	Region 1	10.52631579	28.57142857
Hillsdale	F	30-39 years	NH Black	<=10	<=10	<50	Region 1	28.57142857	66.66666667
Hillsdale	F	40-49 years	NH Black	<=10	<=10	<50	Region 1	16.66666667	50
Hillsdale	F	50-64 years	NH Black	<=10	<=10	<50	Region 1	18.75	60
Hillsdale	F	5-11 years	NH Black	<=10	<=10	<50	Region 1	0	0
Hillsdale	F	65-74 years	NH Black	<=10	<=10	<50	Region 1	40	80
Hillsdale	F	75+ years	NH Black	<=10	<=10	<50	Region 1	33.33333333	66.66666667
Hillsdale	F	under 5 years	NH Black	<=10	<=10				
Hillsdale	F	16-19 years	NH Other Race	<=10		11 <50	Region 1	25.92592593	63.63636364
Hillsdale	F	20-29 years	NH Other Race		18	37 <50	Region 1	36.73469388	48.64864865
Hillsdale	F	30-39 years	NH Other Race		20	36 <50	Region 1	62.5	55.55555556
Hillsdale	F	40-49 years	NH Other Race		32	52 <50	Region 1	106.6666667	61.53846154
Hillsdale	F	50-64 years	NH Other Race		121	168 <50	Region 1	355.8823529	72.02380952
Hillsdale	F	5-11 years	NH Other Race	<=10	<=10		75 Region 1	0	0
Hillsdale	F	65-74 years	NH Other Race		159	187 <50	Region 1	1060	85.02673797
Hillsdale	F	75+ years	NH Other Race		133	155 <50	Region 1	1209.090909	85.80645161
Hillsdale	F	missing	NH Other Race	<=10	<=10				
Hillsdale	F	12-15 years	NH White		47	196	1030 Region 1	4.563106796	23.97959184
Hillsdale	F	16-19 years	NH White		119	308	1161 Region 1	10.24978467	38.63636364
Hillsdale	F	20-29 years	NH White		195	624	2449 Region 1	7.962433646	31.25
Hillsdale	F	30-39 years	NH White		260	621	2243 Region 1	11.59161837	41.86795941
Hillsdale	F	40-49 years	NH White		401	828	2412 Region 1	16.6252073	48.4295169
Hillsdale	F	50-64 years	NH White		1359	2107	4790 Region 1	28.37160752	64.49928809
Hillsdale	F	5-11 years	NH White		22	128	1640 Region 1	1.341463415	17.1875
Hillsdale	F	65-74 years	NH White		1201	1579	2659 Region 1	45.16735615	76.06079797
Hillsdale	F	75+ years	NH White		843	1115	2077 Region 1	40.58738565	75.60538117
Hillsdale	F	missing	NH White	<=10	<=10				
Hillsdale	F	under 5 years	NH White	<=10	<=10				0
Hillsdale	F	12-15 years	Unknown	<=10		13			30.76923077
Hillsdale	F	16-19 years	Unknown		17	58			29.31034483
Hillsdale	F	20-29 years	Unknown		48	151			31.78807947
Hillsdale	F	30-39 years	Unknown		52	154			33.76623377
Hillsdale	F	40-49 years	Unknown		82	202			40.59405941
Hillsdale	F	50-64 years	Unknown		218	433			50.34642032
Hillsdale	F	5-11 years	Unknown	<=10		15			13.33333333
Hillsdale	F	65-74 years	Unknown		163	289			56.40138408
Hillsdale	F	75+ years	Unknown		145	245			59.18367347
Hillsdale	F	missing	Unknown	<=10	<=10				
Hillsdale	F	under 5 years	Unknown	<=10	<=10				
Hillsdale	M	12-15 years	Hispanic	<=10	<=10		51 Region 1	3.921568628	28.57142857
Hillsdale	M	16-19 years	Hispanic	<=10		18	61 Region 1	16.39344262	55.55555556
Hillsdale	M	20-29 years	Hispanic	<=10		20	103 Region 1	5.825242718	30
Hillsdale	M	30-39 years	Hispanic	<=10		25	66 Region 1	10.60606061	28
Hillsdale	M	40-49 years	Hispanic	<=10		11	72 Region 1	6.944444444	45.45454546
Hillsdale	M	50-64 years	Hispanic		25	36 <50	Region 1	51.02040816	69.44444444
Hillsdale	M	5-11 years	Hispanic	<=10	<=10		88 Region 1	0	0
Hillsdale	M	65-74 years	Hispanic	<=10		13 <50	Region 1	16.66666667	53.84615385
Hillsdale	M	75+ years	Hispanic	<=10	<=10	<50	Region 1	18.18181818	66.66666667
Hillsdale	M	missing	Hispanic	<=10	<=10				
Hillsdale	M	12-15 years	NH American Indian/Alaska Native	<=10	<=10	<50	Region 1	0	0
Hillsdale	M	20-29 years	NH American Indian/Alaska Native	<=10	<=10	<50	Region 1	0	0
Hillsdale	M	30-39 years	NH American Indian/Alaska Native	<=10	<=10	<50	Region 1	16.66666667	100
Hillsdale	M	40-49 years	NH American Indian/Alaska Native	<=10	<=10	<50	Region 1	0	0
Hillsdale	M	50-64 years	NH American Indian/Alaska Native	<=10	<=10	<50	Region 1	3.703703704	16.66666667
Hillsdale	M	65-74 years	NH American Indian/Alaska Native	<=10	<=10	<50	Region 1	57.14285714	66.66666667
Hillsdale	M	12-15 years	NH Asian/Native Hawaiian/Other Pacific Islands	<=10	<=10	<50	Region 1	33.33333333	50
Hillsdale	M	16-19 years	NH Asian/Native Hawaiian/Other Pacific Islands	<=10	<=10	<50	Region 1	10	50
Hillsdale	M	20-29 years	NH Asian/Native Hawaiian/Other Pacific Islands	<=10	<=10	<50	Region 1	26.66666667	44.44444444
Hillsdale	M	30-39 years	NH Asian/Native Hawaiian/Other Pacific Islands	<=10	<=10	<50	Region 1	0	0
Hillsdale	M	40-49 years	NH Asian/Native Hawaiian/Other Pacific Islands	<=10	<=10	<50	Region 1	28.57142857	50
Hillsdale	M	50-64 years	NH Asian/Native Hawaiian/Other Pacific Islands	<=10	<=10	<50	Region 1	16.66666667	66.66666667
Hillsdale	M	5-11 years	NH Asian/Native Hawaiian/Other Pacific Islands	<=10	<=10	<50	Region 1	22.22222222	50
Hillsdale	M	65-74 years	NH Asian/Native Hawaiian/Other Pacific Islands	<=10	<=10	<50	Region 1	50	66.66666667
Hillsdale	M	75+ years	NH Asian/Native Hawaiian/Other Pacific Islands	<=10	<=10	<50	Region 1	25	100
Hillsdale	M	12-15 years	NH Black	<=10	<=10	<50	Region 1	0	0
Hillsdale	M	16-19 years	NH Black	<=10	<=10	<50	Region 1	9.090909091	28.57142857
Hillsdale	M	20-29 years	NH Black	<=10		15 <50	Region 1	21.05263158	26.66666667
Hillsdale	M	30-39 years	NH Black	<=10	<=10	<50	Region 1	5.263157895	14.28571429
Hillsdale	M	40-49 years	NH Black	<=10	<=10	<50	Region 1	4	20
Hillsdale	M	50-64 years	NH Black	<=10		16 <50	Region 1	23.68421053	56.25
Hillsdale	M	5-11 years	NH Black	<=10	<=10	<50	Region 1	25	100
Hillsdale	M	65-74 years	NH Black	<=10	<=10	<50	Region 1	50	83.33333333
Hillsdale	M	75+ years	NH Black	<=10	<=10	<50	Region 1	16.66666667	100
Hillsdale	M	missing	NH Black	<=10	<=10				
Hillsdale	M	12-15 years	NH Other Race	<=10	<=10	<50	Region 1	5.882352941	50
Hillsdale	M	16-19 years	NH Other Race	<=10		12 <50	Region 1	16.12903226	41.66666667
Hillsdale	M	20-29 years	NH Other Race	<=10		15 <50	Region 1	8.333333333	20
Hillsdale	M	30-39 years	NH Other Race		15	27 <50	Region 1	60	55.55555556
Hillsdale	M	40-49 years	NH Other Race		23	48 <50	Region 1	176.9230769	47.91666667
Hillsdale	M	50-64 years	NH Other Race		97	140 <50	Region 1	312.9032258	69.28571429
Hillsdale	M	65-74 years	NH Other Race		127	163 <50	Region 1	976.9230769	77.91411043
Hillsdale	M	75+ years	NH Other Race		104	119 <50	Region 1	693.3333333	87.39495798
Hillsdale	M	missing	NH Other Race	<=10	<=10				
Hillsdale	M	12-15 years	NH White		50	192	1061 Region 1	4.712535344	26.04166667
Hillsdale	M	16-19 years	NH White		79	231	1194 Region 1	6.61641541	34.1991342
Hillsdale	M	20-29 years	NH White		160	485	2587 Region 1	6.184770004	32.98969072
Hillsdale	M	30-39 years	NH White		197	508	2264 Region 1	8.701413428	38.77952756
Hillsdale	M	40-49 years	NH White		291	639	2503 Region 1	11.62604874	45.5399061

Hillsdale	M	50-64 years	NH White		1152	1834	4723	Region 1	24.39127673	62.81352236
Hillsdale	M	5-11 years	NH White		16	139	1737	Region 1	0.921128382	11.51079137
Hillsdale	M	65-74 years	NH White		1051	1391	2553	Region 1	41.16725421	75.55715313
Hillsdale	M	75+ years	NH White		649	838	1661	Region 1	39.07284768	77.44630072
Hillsdale	M	missing	NH White	<=10						
Hillsdale	M	under 5 years	NH White	<=10						0
Hillsdale	M	12-15 years	Unknown	<=10						11.11111111
Hillsdale	M	16-19 years	Unknown	<=10		47				19.14893617
Hillsdale	M	20-29 years	Unknown		24	140				17.14285714
Hillsdale	M	30-39 years	Unknown		47	155				30.32258065
Hillsdale	M	40-49 years	Unknown		51	187				27.27272727
Hillsdale	M	50-64 years	Unknown		185	415				44.57831325
Hillsdale	M	5-11 years	Unknown	<=10		13				15.38461539
Hillsdale	M	65-74 years	Unknown		154	268				57.46268657
Hillsdale	M	75+ years	Unknown		102	168				60.71428571
Hillsdale	M	missing	Unknown	<=10						
Hillsdale	M	under 5 years	Unknown	<=10						0
Hillsdale	U	65-74 years	NH Black	<=10						100
Hillsdale	U	50-64 years	NH Other Race	<=10						0
Hillsdale	U	30-39 years	NH White	<=10						0
Hillsdale	U	40-49 years	NH White	<=10						100
Hillsdale	U	50-64 years	NH White	<=10						50
Hillsdale	U	65-74 years	NH White	<=10						100
Hillsdale	U	16-19 years	Unknown	<=10						100
Hillsdale	U	30-39 years	Unknown	<=10						50
Houghton	F	12-15 years	Hispanic		12	25	<50	Region 8	92.30769231	48
Houghton	F	16-19 years	Hispanic	<=10		19	<50	Region 8	30.76923077	42.10526316
Houghton	F	20-29 years	Hispanic	<=10		17	<50	68 Region 8	14.70588235	58.82352941
Houghton	F	30-39 years	Hispanic		13	17	<50	Region 8	34.21052632	76.47058824
Houghton	F	40-49 years	Hispanic		12	15	<50	Region 8	52.17391304	80
Houghton	F	50-64 years	Hispanic		18	23	<50	Region 8	90	78.26086957
Houghton	F	5-11 years	Hispanic	<=10		11	<50	Region 8	25.92592593	63.63636364
Houghton	F	65-74 years	Hispanic	<=10			<50	Region 8	50	80
Houghton	F	75+ years	Hispanic	<=10			<50	Region 8	60	100
Houghton	F	missing	Hispanic	<=10						
Houghton	F	under 5 years	Hispanic	<=10						
Houghton	F	12-15 years	NH American Indian/Alaska Native	<=10			<50	Region 8	37.5	75
Houghton	F	16-19 years	NH American Indian/Alaska Native	<=10			<50	Region 8	83.33333333	100
Houghton	F	20-29 years	NH American Indian/Alaska Native	<=10		14	<50	Region 8	61.53846154	57.14285714
Houghton	F	30-39 years	NH American Indian/Alaska Native	<=10			<50	Region 8	25	50
Houghton	F	40-49 years	NH American Indian/Alaska Native	<=10			<50	Region 8	11.11111111	20
Houghton	F	50-64 years	NH American Indian/Alaska Native	<=10		15	<50	Region 8	50	66.66666667
Houghton	F	65-74 years	NH American Indian/Alaska Native	<=10			<50	Region 8	31.25	71.42857143
Houghton	F	75+ years	NH American Indian/Alaska Native	<=10			<50	Region 8	0	0
Houghton	F	missing	NH American Indian/Alaska Native	<=10						
Houghton	F	under 5 years	NH American Indian/Alaska Native	<=10						0
Houghton	F	12-15 years	NH Asian/Native Hawaiian/Other Pacific Islands	<=10			<50	Region 8	15.38461539	20
Houghton	F	16-19 years	NH Asian/Native Hawaiian/Other Pacific Islands	<=10			<50	Region 8	16.66666667	55.55555556
Houghton	F	20-29 years	NH Asian/Native Hawaiian/Other Pacific Islands		39	67	117	Region 8	33.33333333	58.20895522
Houghton	F	30-39 years	NH Asian/Native Hawaiian/Other Pacific Islands		25	43	58	Region 8	43.10344828	58.13953488
Houghton	F	40-49 years	NH Asian/Native Hawaiian/Other Pacific Islands		12	18	<50	Region 8	26.08695652	66.66666667
Houghton	F	50-64 years	NH Asian/Native Hawaiian/Other Pacific Islands		16	21	67	Region 8	23.88059702	76.19047619
Houghton	F	5-11 years	NH Asian/Native Hawaiian/Other Pacific Islands	<=10		17	<50	Region 8	29.16666667	41.17647059
Houghton	F	65-74 years	NH Asian/Native Hawaiian/Other Pacific Islands	<=10			<50	Region 8	16.66666667	66.66666667
Houghton	F	75+ years	NH Asian/Native Hawaiian/Other Pacific Islands	<=10			<50	Region 8	38.46153846	100
Houghton	F	missing	NH Asian/Native Hawaiian/Other Pacific Islands	<=10						
Houghton	F	under 5 years	NH Asian/Native Hawaiian/Other Pacific Islands	<=10						0
Houghton	F	12-15 years	NH Black	<=10			<50	Region 8	66.66666667	66.66666667
Houghton	F	16-19 years	NH Black	<=10			<50	Region 8	6.66666667	25
Houghton	F	20-29 years	NH Black	<=10		22	<50	Region 8	7.317073171	13.63636364
Houghton	F	30-39 years	NH Black	<=10			<=10	Region 8	7.142857143	20
Houghton	F	40-49 years	NH Black	<=10			<=10	Region 8	11.11111111	50
Houghton	F	50-64 years	NH Black	<=10			<=10	Region 8	18.18181818	66.66666667
Houghton	F	5-11 years	NH Black	<=10			<=10	Region 8	33.33333333	100
Houghton	F	65-74 years	NH Black	<=10			<=10	Region 8	50	100
Houghton	F	12-15 years	NH Other Race	<=10			<=10	Region 8	23.07692308	100
Houghton	F	16-19 years	NH Other Race	<=10		11	<50	Region 8	20	72.72727273
Houghton	F	20-29 years	NH Other Race		29	54	69	Region 8	42.02898551	53.7037037
Houghton	F	30-39 years	NH Other Race		41	65	<50	Region 8	241.1764706	63.07692308
Houghton	F	40-49 years	NH Other Race		38	55	<50	Region 8	253.3333333	69.09090909
Houghton	F	50-64 years	NH Other Race		123	152	<50	Region 8	439.2857143	80.92105263
Houghton	F	5-11 years	NH Other Race	<=10			<=10	Region 8	3.225806452	50
Houghton	F	65-74 years	NH Other Race		121	137	<50	Region 8	711.7647059	88.32116788
Houghton	F	75+ years	NH Other Race		173	210	<50	Region 8	2471.428571	82.38095238
Houghton	F	missing	NH Other Race	<=10						
Houghton	F	12-15 years	NH White		138	301	790	Region 8	17.46835443	45.84717608
Houghton	F	16-19 years	NH White		179	359	1073	Region 8	16.68219944	49.86072423
Houghton	F	20-29 years	NH White		372	776	2409	Region 8	15.44209215	47.93814433
Houghton	F	30-39 years	NH White		460	737	1447	Region 8	31.78991016	62.41519674
Houghton	F	40-49 years	NH White		464	706	1488	Region 8	31.1827957	65.7223796
Houghton	F	50-64 years	NH White		966	1277	2741	Region 8	35.24261219	75.64604542
Houghton	F	5-11 years	NH White		95	228	1215	Region 8	7.818930041	41.66666667
Houghton	F	65-74 years	NH White		907	1074	1730	Region 8	52.42774567	84.45065177
Houghton	F	75+ years	NH White		666	812	1520	Region 8	43.81578947	82.01970443
Houghton	F	missing	NH White	<=10						
Houghton	F	under 5 years	NH White	<=10			18			11.11111111
Houghton	F	12-15 years	Unknown	<=10			18			55.55555556
Houghton	F	16-19 years	Unknown		18	59				30.50847458
Houghton	F	20-29 years	Unknown		105	261				40.22988506
Houghton	F	30-39 years	Unknown		120	201				59.70149254
Houghton	F	40-49 years	Unknown		157	276				56.88405797
Houghton	F	50-64 years	Unknown		424	622				68.16720257
Houghton	F	5-11 years	Unknown	<=10			19			31.57894737
Houghton	F	65-74 years	Unknown		282	356				79.21348315

Houghton	F	75+ years	Unknown	217	285				76.14035088
Houghton	F	missing	Unknown	<=10	<=10				
Houghton	F	under 5 years	Unknown	<=10	<=10				
Houghton	M	12-15 years	Hispanic	<=10		25 <50	Region 8	33.33333333	24
Houghton	M	16-19 years	Hispanic	<=10	<=10	<50	Region 8	2.702702703	11.11111111
Houghton	M	20-29 years	Hispanic	<=10		25	133 Region 8	5.263157895	28
Houghton	M	30-39 years	Hispanic		17	20	50 Region 8	34	85
Houghton	M	40-49 years	Hispanic	<=10		16 <50	Region 8	37.03703704	62.5
Houghton	M	50-64 years	Hispanic		13	15 <50	Region 8	44.82758621	86.66666667
Houghton	M	5-11 years	Hispanic	<=10		13 <50	Region 8	20	53.84615385
Houghton	M	65-74 years	Hispanic	<=10	<=10	<50	Region 8	33.33333333	100
Houghton	M	75+ years	Hispanic	<=10	<=10	<50	Region 8	40	50
Houghton	M	missing	Hispanic	<=10	<=10				
Houghton	M	12-15 years	NH American Indian/Alaska Native	<=10	<=10	<50	Region 8	0	0
Houghton	M	16-19 years	NH American Indian/Alaska Native	<=10	<=10	<50	Region 8	0	0
Houghton	M	20-29 years	NH American Indian/Alaska Native	<=10		17 <50	Region 8	12	17.64705882
Houghton	M	30-39 years	NH American Indian/Alaska Native	<=10		12 <50	Region 8	46.15384615	50
Houghton	M	40-49 years	NH American Indian/Alaska Native	<=10	<=10	<50	Region 8	30	37.5
Houghton	M	50-64 years	NH American Indian/Alaska Native	<=10		13 <50	Region 8	42.85714286	69.23076923
Houghton	M	5-11 years	NH American Indian/Alaska Native	<=10	<=10	<50	Region 8	0	0
Houghton	M	65-74 years	NH American Indian/Alaska Native	<=10	<=10	<50	Region 8	27.27272727	75
Houghton	M	75+ years	NH American Indian/Alaska Native	<=10	<=10	<50	Region 8	60	100
Houghton	M	under 5 years	NH American Indian/Alaska Native	<=10	<=10				
Houghton	M	12-15 years	NH Asian/Native Hawaiian/Other Pacific Islands	<=10		16 <50	Region 8	57.14285714	50
Houghton	M	16-19 years	NH Asian/Native Hawaiian/Other Pacific Islands	<=10	<=10		96 Region 8	3.125	60
Houghton	M	20-29 years	NH Asian/Native Hawaiian/Other Pacific Islands		54	119	320 Region 8	16.875	45.37815126
Houghton	M	30-39 years	NH Asian/Native Hawaiian/Other Pacific Islands		21	38	66 Region 8	31.81818182	55.2631579
Houghton	M	40-49 years	NH Asian/Native Hawaiian/Other Pacific Islands		16	27 <50	Region 8	34.7826087	59.25925926
Houghton	M	50-64 years	NH Asian/Native Hawaiian/Other Pacific Islands		11	15 <50	Region 8	26.19047619	73.33333333
Houghton	M	5-11 years	NH Asian/Native Hawaiian/Other Pacific Islands	<=10		18 <50	Region 8	34.7826087	44.44444444
Houghton	M	65-74 years	NH Asian/Native Hawaiian/Other Pacific Islands	<=10	<=10	<50	Region 8	30.76923077	57.14285714
Houghton	M	75+ years	NH Asian/Native Hawaiian/Other Pacific Islands	<=10	<=10	<50	Region 8	10	33.33333333
Houghton	M	missing	NH Asian/Native Hawaiian/Other Pacific Islands	<=10	<=10				
Houghton	M	under 5 years	NH Asian/Native Hawaiian/Other Pacific Islands	<=10	<=10				100
Houghton	M	12-15 years	NH Black	<=10	<=10	<50	Region 8	0	0
Houghton	M	16-19 years	NH Black	<=10	<=10	<50	Region 8	7.142857143	33.33333333
Houghton	M	20-29 years	NH Black	<=10		17	114 Region 8	6.140350877	41.17647059
Houghton	M	30-39 years	NH Black	<=10		12 <50	Region 8	15.78947368	25
Houghton	M	40-49 years	NH Black	<=10	<=10	<50	Region 8	14.28571429	50
Houghton	M	50-64 years	NH Black	<=10	<=10	<50	Region 8	22.22222222	80
Houghton	M	5-11 years	NH Black	<=10	<=10	<50	Region 8	16.66666667	100
Houghton	M	12-15 years	NH Other Race	<=10	<=10	<50	Region 8	29.41176471	100
Houghton	M	16-19 years	NH Other Race	<=10		12 <50	Region 8	13.79310345	33.33333333
Houghton	M	20-29 years	NH Other Race		31	99	77 Region 8	40.25974026	31.31313131
Houghton	M	30-39 years	NH Other Race		20	45 <50	Region 8	71.42857143	44.44444444
Houghton	M	40-49 years	NH Other Race		33	41 <50	Region 8	183.3333333	80.48780488
Houghton	M	50-64 years	NH Other Race		86	100 <50	Region 8	252.9411765	86
Houghton	M	5-11 years	NH Other Race	<=10	<=10	<50	Region 8	0	0
Houghton	M	65-74 years	NH Other Race		86	112 <50	Region 8	537.5	76.78571429
Houghton	M	75+ years	NH Other Race		91	117 <50	Region 8	758.3333333	77.77777778
Houghton	M	missing	NH Other Race	<=10	<=10				
Houghton	M	under 5 years	NH Other Race	<=10	<=10				
Houghton	M	12-15 years	NH White		119	295	850 Region 8	14	40.33898305
Houghton	M	16-19 years	NH White		136	324	1708 Region 8	7.962529274	41.97530864
Houghton	M	20-29 years	NH White		324	876	3957 Region 8	8.188021228	36.98603137
Houghton	M	30-39 years	NH White		306	547	1581 Region 8	19.35483871	55.94149909
Houghton	M	40-49 years	NH White		334	551	1534 Region 8	21.77314211	60.61709589
Houghton	M	50-64 years	NH White		789	1102	2843 Region 8	27.75237425	71.59709619
Houghton	M	5-11 years	NH White		118	298	1335 Region 8	8.838951311	39.59731544
Houghton	M	65-74 years	NH White		806	960	1797 Region 8	44.852532	83.95833333
Houghton	M	75+ years	NH White		494	599	1147 Region 8	43.06887533	82.47078464
Houghton	M	missing	NH White	<=10	<=10				
Houghton	M	under 5 years	NH White	<=10	<=10				8.333333333
Houghton	M	12-15 years	Unknown		12	23			52.17391304
Houghton	M	16-19 years	Unknown		25	64			39.0625
Houghton	M	20-29 years	Unknown		116	310			37.41935484
Houghton	M	30-39 years	Unknown		151	323			46.74922601
Houghton	M	40-49 years	Unknown		171	314			54.45859873
Houghton	M	50-64 years	Unknown		452	692			65.31791908
Houghton	M	5-11 years	Unknown	<=10		15			26.66666667
Houghton	M	65-74 years	Unknown		330	418			78.94736842
Houghton	M	75+ years	Unknown		151	208			72.59615385
Houghton	M	missing	Unknown	<=10	<=10				
Houghton	M	under 5 years	Unknown	<=10	<=10				
Houghton	U	40-49 years	NH White	<=10	<=10				100
Houghton	U	20-29 years	Unknown	<=10	<=10				0
Huron	F	12-15 years	Hispanic	<=10		11 <50	Region 3	4.347826087	9.090909091
Huron	F	16-19 years	Hispanic	<=10	<=10	<50	Region 3	16.66666667	50
Huron	F	20-29 years	Hispanic	<=10		11 <50	Region 3	7.692307692	27.27272727
Huron	F	30-39 years	Hispanic	<=10		13	52 Region 3	9.615384615	38.46153846
Huron	F	40-49 years	Hispanic	<=10		12 <50	Region 3	15	50
Huron	F	50-64 years	Hispanic		15	27	59 Region 3	25.42372881	55.55555556
Huron	F	5-11 years	Hispanic	<=10	<=10		62 Region 3	1.612903226	14.28571429
Huron	F	65-74 years	Hispanic	<=10		15 <50	Region 3	32.14285714	60
Huron	F	75+ years	Hispanic	<=10	<=10	<50	Region 3	42.10526316	100
Huron	F	missing	Hispanic	<=10	<=10				
Huron	F	12-15 years	NH American Indian/Alaska Native	<=10	<=10	<50	Region 3	0	0
Huron	F	16-19 years	NH American Indian/Alaska Native	<=10	<=10	<50	Region 3	66.66666667	50
Huron	F	20-29 years	NH American Indian/Alaska Native	<=10	<=10	<50	Region 3	0	0
Huron	F	30-39 years	NH American Indian/Alaska Native	<=10	<=10	<50	Region 3	40	66.66666667
Huron	F	40-49 years	NH American Indian/Alaska Native	<=10	<=10	<50	Region 3	0	0
Huron	F	50-64 years	NH American Indian/Alaska Native	<=10	<=10	<50	Region 3	31.25	62.5
Huron	F	65-74 years	NH American Indian/Alaska Native	<=10	<=10	<50	Region 3	25	50
Huron	F	75+ years	NH American Indian/Alaska Native	<=10	<=10	<50	Region 3	50	100

Huron	F	12-15 years	NH Asian/Native Hawaiian/Other Pacific Islands	<=10	<=10	<50	Region 3	0	0
Huron	F	16-19 years	NH Asian/Native Hawaiian/Other Pacific Islands	<=10	<=10	<50	Region 3	75	60
Huron	F	20-29 years	NH Asian/Native Hawaiian/Other Pacific Islands	<=10	<=10	<50	Region 3	9.523809524	66.66666667
Huron	F	30-39 years	NH Asian/Native Hawaiian/Other Pacific Islands	<=10	<=10	<50	Region 3	0	0
Huron	F	40-49 years	NH Asian/Native Hawaiian/Other Pacific Islands	<=10	<=10	<50	Region 3	14.28571429	66.66666667
Huron	F	50-64 years	NH Asian/Native Hawaiian/Other Pacific Islands	<=10	<=10	<50	Region 3	29.41176471	71.42857143
Huron	F	5-11 years	NH Asian/Native Hawaiian/Other Pacific Islands	<=10	<=10	<50	Region 3	6.25	33.33333333
Huron	F	65-74 years	NH Asian/Native Hawaiian/Other Pacific Islands	<=10	<=10	<50	Region 3	44.44444444	100
Huron	F	75+ years	NH Asian/Native Hawaiian/Other Pacific Islands	<=10	<=10	<50	Region 3	50	100
Huron	F	12-15 years	NH Black	<=10	<=10	<50	Region 3	42.85714286	100
Huron	F	16-19 years	NH Black	<=10	<=10	<50	Region 3	71.42857143	71.42857143
Huron	F	20-29 years	NH Black	<=10	<=10	<50	Region 3	6.25	25
Huron	F	30-39 years	NH Black	<=10	<=10	<50	Region 3	20	100
Huron	F	40-49 years	NH Black	<=10	<=10	<50	Region 3	15.78947368	100
Huron	F	50-64 years	NH Black	<=10	<=10	<50	Region 3	10	100
Huron	F	65-74 years	NH Black	<=10	<=10	<50	Region 3	25	100
Huron	F	75+ years	NH Black	<=10	<=10	<50	Region 3	150	75
Huron	F	16-19 years	NH Other Race	<=10	<=10	<50	Region 3	12.5	100
Huron	F	20-29 years	NH Other Race	<=10	<=10	16 <50	Region 3	31.25	31.25
Huron	F	30-39 years	NH Other Race	<=10	<=10	<50	Region 3	22.22222222	44.44444444
Huron	F	40-49 years	NH Other Race		14	20 <50	Region 3	200	70
Huron	F	50-64 years	NH Other Race		44	56 <50	Region 3	191.3043478	78.57142857
Huron	F	5-11 years	NH Other Race	<=10	<=10	<50	Region 3	4.166666667	50
Huron	F	65-74 years	NH Other Race		74	84 <50	Region 3	1480	88.0952381
Huron	F	75+ years	NH Other Race		64	88 <50	Region 3	533.3333333	72.72727273
Huron	F	missing	NH Other Race	<=10	<=10				
Huron	F	12-15 years	NH White		50	167	622 Region 3	8.038585209	29.94011976
Huron	F	16-19 years	NH White		101	221	588 Region 3	17.17687075	45.70135747
Huron	F	20-29 years	NH White		225	509	1346 Region 3	16.71619614	44.2043222
Huron	F	30-39 years	NH White		276	618	1347 Region 3	20.48997773	44.66019418
Huron	F	40-49 years	NH White		382	706	1478 Region 3	25.84573748	54.10764873
Huron	F	50-64 years	NH White		1488	2148	3514 Region 3	42.34490609	69.27374302
Huron	F	5-11 years	NH White		30	119	1021 Region 3	2.938295788	25.21008403
Huron	F	65-74 years	NH White		1409	1736	2196 Region 3	64.16211293	81.16359447
Huron	F	75+ years	NH White		1152	1411	2004 Region 3	57.48502994	81.64422396
Huron	F	missing	NH White	<=10	<=10				
Huron	F	under 5 years	NH White	<=10	<=10				20
Huron	F	12-15 years	Unknown	<=10	<=10				50
Huron	F	16-19 years	Unknown		11	23			47.82608696
Huron	F	20-29 years	Unknown		23	73			31.50684932
Huron	F	30-39 years	Unknown		37	124			29.83870968
Huron	F	40-49 years	Unknown		37	115			32.17391304
Huron	F	50-64 years	Unknown		119	287			41.46341463
Huron	F	5-11 years	Unknown	<=10	<=10				20
Huron	F	65-74 years	Unknown		95	145			65.51724138
Huron	F	75+ years	Unknown		72	123			58.53658537
Huron	F	missing	Unknown	<=10	<=10				
Huron	M	12-15 years	Hispanic	<=10	<=10	<50	Region 3	2.777777778	20
Huron	M	16-19 years	Hispanic	<=10	<=10	<50	Region 3	11.11111111	50
Huron	M	20-29 years	Hispanic	<=10		40	67 Region 3	14.92537313	25
Huron	M	30-39 years	Hispanic	<=10		43	63 Region 3	11.11111111	16.27906977
Huron	M	40-49 years	Hispanic	<=10		17 <50	Region 3	9.523809524	23.52941177
Huron	M	50-64 years	Hispanic	<=10		18 <50	Region 3	17.94871795	38.88888889
Huron	M	5-11 years	Hispanic	<=10	<=10		63 Region 3	0	0
Huron	M	65-74 years	Hispanic		13	19 <50	Region 3	81.25	68.42105263
Huron	M	75+ years	Hispanic	<=10	<=10	<50	Region 3	41.17647059	100
Huron	M	missing	Hispanic	<=10	<=10				
Huron	M	under 5 years	Hispanic	<=10	<=10				
Huron	M	16-19 years	NH American Indian/Alaska Native	<=10	<=10	<50	Region 3	0	0
Huron	M	20-29 years	NH American Indian/Alaska Native	<=10	<=10	<50	Region 3	12.5	100
Huron	M	30-39 years	NH American Indian/Alaska Native	<=10	<=10	<50	Region 3	0	0
Huron	M	40-49 years	NH American Indian/Alaska Native	<=10	<=10	<50	Region 3	0	0
Huron	M	50-64 years	NH American Indian/Alaska Native	<=10	<=10	<50	Region 3	36.36363636	66.66666667
Huron	M	65-74 years	NH American Indian/Alaska Native	<=10	<=10	<50	Region 3	50	50
Huron	M	75+ years	NH American Indian/Alaska Native	<=10	<=10	<50	Region 3	28.57142857	66.66666667
Huron	M	12-15 years	NH Asian/Native Hawaiian/Other Pacific Islands	<=10	<=10	<50	Region 3	66.66666667	66.66666667
Huron	M	16-19 years	NH Asian/Native Hawaiian/Other Pacific Islands	<=10	<=10	<50	Region 3	16.66666667	100
Huron	M	20-29 years	NH Asian/Native Hawaiian/Other Pacific Islands	<=10	<=10	<50	Region 3	16.66666667	50
Huron	M	30-39 years	NH Asian/Native Hawaiian/Other Pacific Islands	<=10	<=10	<50	Region 3	10.52631579	50
Huron	M	40-49 years	NH Asian/Native Hawaiian/Other Pacific Islands	<=10	<=10	<50	Region 3	22.22222222	66.66666667
Huron	M	50-64 years	NH Asian/Native Hawaiian/Other Pacific Islands	<=10	<=10	<50	Region 3	27.27272727	75
Huron	M	5-11 years	NH Asian/Native Hawaiian/Other Pacific Islands	<=10	<=10	<50	Region 3	18.18181818	50
Huron	M	65-74 years	NH Asian/Native Hawaiian/Other Pacific Islands	<=10	<=10	<50	Region 3	25	100
Huron	M	12-15 years	NH Black	<=10	<=10	<50	Region 3	42.85714286	75
Huron	M	16-19 years	NH Black	<=10	<=10	<50	Region 3	0	
Huron	M	20-29 years	NH Black	<=10	<=10	<50	Region 3	14.28571429	33.33333333
Huron	M	30-39 years	NH Black	<=10	<=10	<50	Region 3	5.555555556	100
Huron	M	40-49 years	NH Black	<=10	<=10	<50	Region 3	10	20
Huron	M	50-64 years	NH Black	<=10	<=10	<50	Region 3	41.66666667	55.55555556
Huron	M	65-74 years	NH Black	<=10	<=10	<50	Region 3	100	66.66666667
Huron	M	75+ years	NH Black	<=10	<=10	<50	Region 3	200	100
Huron	M	12-15 years	NH Other Race	<=10	<=10	<50	Region 3	0	0
Huron	M	20-29 years	NH Other Race	<=10	<=10	12 <50	Region 3	32	66.66666667
Huron	M	30-39 years	NH Other Race	<=10	<=10	<50	Region 3	25	22.22222222
Huron	M	40-49 years	NH Other Race		11	15 <50	Region 3	220	73.33333333
Huron	M	50-64 years	NH Other Race		21	33 <50	Region 3	131.25	63.63636364
Huron	M	65-74 years	NH Other Race		53	61 <50	Region 3	883.3333333	86.8852459
Huron	M	75+ years	NH Other Race		36	55 <50	Region 3	300	65.45454546
Huron	M	12-15 years	NH White		46	148	637 Region 3	7.221350079	31.08108108
Huron	M	16-19 years	NH White		68	179	614 Region 3	11.07491857	37.98882682
Huron	M	20-29 years	NH White		155	415	1434 Region 3	10.80892608	37.34939759
Huron	M	30-39 years	NH White		247	539	1493 Region 3	16.5438714	45.82560297
Huron	M	40-49 years	NH White		315	592	1498 Region 3	21.02803738	53.20945946
Huron	M	50-64 years	NH White		1242	1959	3479 Region 3	35.69991377	63.39969372

Huron	M	5-11 years	NH White		38	149	1046 Region 3	3.632887189	25.50335571
Huron	M	65-74 years	NH White		1339	1646	2223 Region 3	60.23391813	81.34872418
Huron	M	75+ years	NH White		864	1065	1439 Region 3	60.04169562	81.12676056
Huron	M	missing	NH White	<=10	<=10				
Huron	M	under 5 years	NH White	<=10	<=10				0
Huron	M	12-15 years	Unknown	<=10	<=10				42.85714286
Huron	M	16-19 years	Unknown	<=10		19			31.57894737
Huron	M	20-29 years	Unknown		23	94			24.46808511
Huron	M	30-39 years	Unknown		28	114			24.56140351
Huron	M	40-49 years	Unknown		38	132			28.78787879
Huron	M	50-64 years	Unknown		91	252			36.11111111
Huron	M	5-11 years	Unknown	<=10	<=10				0
Huron	M	65-74 years	Unknown		79	155			50.96774194
Huron	M	75+ years	Unknown		65	106			61.32075472
Huron	M	missing	Unknown	<=10	<=10				
Huron	M	under 5 years	Unknown	<=10	<=10				
Huron	U	30-39 years	Hispanic	<=10	<=10				100
Huron	U	50-64 years	NH White	<=10	<=10				0
Huron	U	75+ years	NH White	<=10	<=10				100
Huron	U	30-39 years	Unknown	<=10	<=10				100
Ingham	F	12-15 years	Hispanic		191	391	830 Region 1	23.01204819	48.84910486
Ingham	F	16-19 years	Hispanic		272	489	1043 Region 1	26.07861937	55.62372188
Ingham	F	20-29 years	Hispanic		577	1117	2542 Region 1	22.69866247	51.65622202
Ingham	F	30-39 years	Hispanic		490	854	1623 Region 1	30.19100431	57.37704918
Ingham	F	40-49 years	Hispanic		472	758	1367 Region 1	34.52816386	62.26912929
Ingham	F	50-64 years	Hispanic		697	997	1445 Region 1	48.23529412	69.90972919
Ingham	F	5-11 years	Hispanic		100	334	1320 Region 1	7.575757576	29.94011976
Ingham	F	65-74 years	Hispanic		332	410	535 Region 1	62.05607477	80.97560976
Ingham	F	75+ years	Hispanic		178	242	337 Region 1	52.8189911	73.55371901
Ingham	F	missing	Hispanic	<=10	<=10				
Ingham	F	under 5 years	Hispanic	<=10		25			36
Ingham	F	12-15 years	NH American Indian/Alaska Native	<=10		16 <50	Region 1	25	37.5
Ingham	F	16-19 years	NH American Indian/Alaska Native		22	33 <50	Region 1	46.80851064	66.66666667
Ingham	F	20-29 years	NH American Indian/Alaska Native		38	82	146 Region 1	26.02739726	46.34146342
Ingham	F	30-39 years	NH American Indian/Alaska Native		33	71	81 Region 1	40.74074074	46.47887324
Ingham	F	40-49 years	NH American Indian/Alaska Native		47	71	79 Region 1	59.49367089	66.1971831
Ingham	F	50-64 years	NH American Indian/Alaska Native		72	109	129 Region 1	55.81395349	66.05504587
Ingham	F	5-11 years	NH American Indian/Alaska Native	<=10	<=10	<50	Region 1	2.325581395	11.11111111
Ingham	F	65-74 years	NH American Indian/Alaska Native		37	42	55 Region 1	67.27272727	88.0952381
Ingham	F	75+ years	NH American Indian/Alaska Native		27	39 <50	Region 1	90	69.23076923
Ingham	F	under 5 years	NH American Indian/Alaska Native	<=10	<=10				0
Ingham	F	12-15 years	NH Asian/Native Hawaiian/Other Pacific Islands		105	190	405 Region 1	25.92592593	55.2631579
Ingham	F	16-19 years	NH Asian/Native Hawaiian/Other Pacific Islands		243	315	963 Region 1	25.23364486	77.14285714
Ingham	F	20-29 years	NH Asian/Native Hawaiian/Other Pacific Islands		708	1116	3115 Region 1	22.72873194	66.44086022
Ingham	F	30-39 years	NH Asian/Native Hawaiian/Other Pacific Islands		668	908	1412 Region 1	47.30878187	73.56828194
Ingham	F	40-49 years	NH Asian/Native Hawaiian/Other Pacific Islands		503	640	1368 Region 1	36.76900585	78.59375
Ingham	F	50-64 years	NH Asian/Native Hawaiian/Other Pacific Islands		546	686	1042 Region 1	52.39923225	79.59183674
Ingham	F	5-11 years	NH Asian/Native Hawaiian/Other Pacific Islands		178	478	681 Region 1	26.13803231	37.23849372
Ingham	F	65-74 years	NH Asian/Native Hawaiian/Other Pacific Islands		215	259	383 Region 1	56.13577024	83.01158301
Ingham	F	75+ years	NH Asian/Native Hawaiian/Other Pacific Islands		100	124	215 Region 1	46.51162791	80.64516129
Ingham	F	missing	NH Asian/Native Hawaiian/Other Pacific Islands	<=10	<=10				
Ingham	F	under 5 years	NH Asian/Native Hawaiian/Other Pacific Islands		13	22			59.09090909
Ingham	F	12-15 years	NH Black		125	375	886 Region 1	14.10835214	33.33333333
Ingham	F	16-19 years	NH Black		283	578	1488 Region 1	19.0188172	48.96193772
Ingham	F	20-29 years	NH Black		573	1397	3664 Region 1	15.63864629	41.01646385
Ingham	F	30-39 years	NH Black		456	1099	2011 Region 1	22.67528593	41.4922657
Ingham	F	40-49 years	NH Black		609	1113	1899 Region 1	32.06951027	54.71698113
Ingham	F	50-64 years	NH Black		1330	1893	2660 Region 1	50	70.25884839
Ingham	F	5-11 years	NH Black		79	321	1592 Region 1	4.962311558	24.6105919
Ingham	F	65-74 years	NH Black		768	948	1161 Region 1	66.1498708	81.01265823
Ingham	F	75+ years	NH Black		384	495	762 Region 1	50.39370079	77.57575758
Ingham	F	missing	NH Black	<=10	<=10				
Ingham	F	under 5 years	NH Black	<=10	<=10				100
Ingham	F	12-15 years	NH Other Race		80	117	498 Region 1	16.06425703	68.37606838
Ingham	F	16-19 years	NH Other Race		202	309	647 Region 1	31.22102009	65.37216829
Ingham	F	20-29 years	NH Other Race		473	840	1311 Region 1	36.07932876	56.30952381
Ingham	F	30-39 years	NH Other Race		459	745	577 Region 1	79.54939341	61.61073826
Ingham	F	40-49 years	NH Other Race		447	668	382 Region 1	117.0157068	66.91616767
Ingham	F	50-64 years	NH Other Race		870	1156	355 Region 1	245.0704225	75.25951557
Ingham	F	5-11 years	NH Other Race		42	95	890 Region 1	4.719101124	44.21052632
Ingham	F	65-74 years	NH Other Race		979	1122	118 Region 1	829.661017	87.25490196
Ingham	F	75+ years	NH Other Race		699	842	86 Region 1	812.7906977	83.01662708
Ingham	F	missing	NH Other Race	<=10	<=10				
Ingham	F	under 5 years	NH Other Race	<=10	<=10				50
Ingham	F	12-15 years	NH White		1400	2491	3576 Region 1	39.14988814	56.20232838
Ingham	F	16-19 years	NH White		2284	3469	7349 Region 1	31.07905838	65.8402998
Ingham	F	20-29 years	NH White		5409	8981	20360 Region 1	26.56679764	60.2271462
Ingham	F	30-39 years	NH White		5259	7903	12312 Region 1	42.71442495	66.54435025
Ingham	F	40-49 years	NH White		5470	7491	10864 Region 1	50.34977909	73.02095848
Ingham	F	50-64 years	NH White		10746	13777	19659 Region 1	54.66198688	77.99956449
Ingham	F	5-11 years	NH White		1292	2925	6295 Region 1	20.52422558	44.17094017
Ingham	F	65-74 years	NH White		7965	9120	11221 Region 1	70.98297834	87.33552632
Ingham	F	75+ years	NH White		4976	5903	8071 Region 1	61.65283112	84.29612062
Ingham	F	missing	NH White	<=10	<=10				
Ingham	F	under 5 years	NH White		105	321			32.71028037
Ingham	F	12-15 years	Unknown		89	204			43.62745098
Ingham	F	16-19 years	Unknown		201	371			54.17789757
Ingham	F	20-29 years	Unknown		715	1571			45.51241248
Ingham	F	30-39 years	Unknown		653	1272			51.33647799
Ingham	F	40-49 years	Unknown		481	958			50.20876827
Ingham	F	50-64 years	Unknown		738	1303			56.63852648
Ingham	F	5-11 years	Unknown		81	254			31.88976378
Ingham	F	65-74 years	Unknown		342	558			61.29032258
Ingham	F	75+ years	Unknown		325	518			62.74131274

Ingham	F	missing	Unknown	<=10	<=10						
Ingham	F	under 5 years	Unknown	<=10		33					21.21212121
Ingham	M	12-15 years	Hispanic		169	398	880 Region 1	19.20454546	42.46231156		
Ingham	M	16-19 years	Hispanic		193	402	899 Region 1	21.46829811	48.00995025		
Ingham	M	20-29 years	Hispanic		425	926	2690 Region 1	15.79925651	45.89632829		
Ingham	M	30-39 years	Hispanic		436	828	1650 Region 1	26.42424242	52.65700483		
Ingham	M	40-49 years	Hispanic		449	747	1292 Region 1	34.75232198	60.10709505		
Ingham	M	50-64 years	Hispanic		694	1001	1460 Region 1	47.53424658	69.33066933		
Ingham	M	5-11 years	Hispanic		125	321	1298 Region 1	9.630200308	38.94080997		
Ingham	M	65-74 years	Hispanic		327	384	466 Region 1	70.17167382	85.15625		
Ingham	M	75+ years	Hispanic		145	183	230 Region 1	63.04347826	79.23497268		
Ingham	M	missing	Hispanic	<=10	<=10						0
Ingham	M	under 5 years	Hispanic	<=10		22					27.27272727
Ingham	M	12-15 years	NH American Indian/Alaska Native	<=10		11 <50	Region 1	18.18181818	36.36363636		
Ingham	M	16-19 years	NH American Indian/Alaska Native		11	18 <50	Region 1	33.33333333	61.11111111		
Ingham	M	20-29 years	NH American Indian/Alaska Native		30	66	102 Region 1	29.41176471	45.45454546		
Ingham	M	30-39 years	NH American Indian/Alaska Native		31	62	78 Region 1	39.74358974	50		
Ingham	M	40-49 years	NH American Indian/Alaska Native		31	49	74 Region 1	41.89189189	63.26530612		
Ingham	M	50-64 years	NH American Indian/Alaska Native		69	97	125 Region 1	55.2	71.13402062		
Ingham	M	5-11 years	NH American Indian/Alaska Native	<=10	<=10	<50	Region 1	0	0		
Ingham	M	65-74 years	NH American Indian/Alaska Native		27	38 <50	Region 1	61.36363636	71.05263158		
Ingham	M	75+ years	NH American Indian/Alaska Native		14	21 <50	Region 1	87.5	66.66666667		
Ingham	M	missing	NH American Indian/Alaska Native	<=10	<=10						0
Ingham	M	under 5 years	NH American Indian/Alaska Native	<=10	<=10						0
Ingham	M	12-15 years	NH Asian/Native Hawaiian/Other Pacific Islands		114	198	382 Region 1	29.84293194	57.57575758		
Ingham	M	16-19 years	NH Asian/Native Hawaiian/Other Pacific Islands		219	305	1013 Region 1	21.6189536	71.80327869		
Ingham	M	20-29 years	NH Asian/Native Hawaiian/Other Pacific Islands		747	1207	3386 Region 1	22.06142942	61.88898094		
Ingham	M	30-39 years	NH Asian/Native Hawaiian/Other Pacific Islands		565	831	1545 Region 1	36.56957929	67.99037305		
Ingham	M	40-49 years	NH Asian/Native Hawaiian/Other Pacific Islands		449	596	1326 Region 1	33.8612368	75.33557047		
Ingham	M	50-64 years	NH Asian/Native Hawaiian/Other Pacific Islands		471	584	1011 Region 1	46.58753709	80.65068493		
Ingham	M	5-11 years	NH Asian/Native Hawaiian/Other Pacific Islands		218	514	614 Region 1	35.50488599	42.41245136		
Ingham	M	65-74 years	NH Asian/Native Hawaiian/Other Pacific Islands		169	212	309 Region 1	54.69255663	79.71698113		
Ingham	M	75+ years	NH Asian/Native Hawaiian/Other Pacific Islands		101	120	173 Region 1	58.38150289	84.16666667		
Ingham	M	missing	NH Asian/Native Hawaiian/Other Pacific Islands	<=10	<=10						0
Ingham	M	under 5 years	NH Asian/Native Hawaiian/Other Pacific Islands	<=10		15					33.33333333
Ingham	M	12-15 years	NH Black		124	374	994 Region 1	12.4748491	33.15508021		
Ingham	M	16-19 years	NH Black		214	465	1206 Region 1	17.74461028	46.02150538		
Ingham	M	20-29 years	NH Black		466	1273	3612 Region 1	12.90143965	36.60644148		
Ingham	M	30-39 years	NH Black		398	977	2071 Region 1	19.21776919	40.73694985		
Ingham	M	40-49 years	NH Black		510	961	1748 Region 1	29.17620137	53.06971904		
Ingham	M	50-64 years	NH Black		1188	1775	2500 Region 1	47.52	66.92957747		
Ingham	M	5-11 years	NH Black		88	360	1932 Region 1	4.554865424	24.44444444		
Ingham	M	65-74 years	NH Black		633	784	1000 Region 1	63.3	80.73979592		
Ingham	M	75+ years	NH Black		236	290	464 Region 1	50.86206897	81.37931035		
Ingham	M	missing	NH Black	<=10	<=10						50
Ingham	M	under 5 years	NH Black	<=10	<=10						50
Ingham	M	12-15 years	NH Other Race		78	125	622 Region 1	12.54019293	62.4		
Ingham	M	16-19 years	NH Other Race		177	289	638 Region 1	27.74294671	61.24567474		
Ingham	M	20-29 years	NH Other Race		406	766	1241 Region 1	32.71555197	53.00261097		
Ingham	M	30-39 years	NH Other Race		392	699	430 Region 1	91.1627907	56.08011445		
Ingham	M	40-49 years	NH Other Race		420	640	296 Region 1	141.8918919	65.625		
Ingham	M	50-64 years	NH Other Race		854	1146	315 Region 1	271.11111111	74.52006981		
Ingham	M	5-11 years	NH Other Race		35	97	1023 Region 1	3.421309873	36.08247423		
Ingham	M	65-74 years	NH Other Race		840	951	94 Region 1	893.6170213	88.32807571		
Ingham	M	75+ years	NH Other Race		499	598 <50	Region 1	1425.714286	83.44481605		
Ingham	M	missing	NH Other Race	<=10	<=10						0
Ingham	M	under 5 years	NH Other Race	<=10	<=10						42.85714286
Ingham	M	12-15 years	NH White		1297	2410	3636 Region 1	35.67106711	53.81742739		
Ingham	M	16-19 years	NH White		1590	2767	6911 Region 1	23.00680075	57.46295627		
Ingham	M	20-29 years	NH White		4158	7776	20730 Region 1	20.05788712	53.47222222		
Ingham	M	30-39 years	NH White		4555	7215	12408 Region 1	36.71018698	63.13236313		
Ingham	M	40-49 years	NH White		4446	6434	10391 Region 1	42.78702724	69.1016475		
Ingham	M	50-64 years	NH White		8367	11334	17555 Region 1	47.66163486	73.82212811		
Ingham	M	5-11 years	NH White		1262	2876	6429 Region 1	19.62980246	43.88038943		
Ingham	M	65-74 years	NH White		6342	7355	9438 Region 1	67.19643992	86.22705642		
Ingham	M	75+ years	NH White		3446	4059	5404 Region 1	63.76757957	84.89775807		
Ingham	M	missing	NH White	<=10	<=10						0
Ingham	M	under 5 years	NH White	<=10	<=10						32.71604938
Ingham	M	12-15 years	Unknown		89	196					45.40816327
Ingham	M	16-19 years	Unknown		178	347					51.29682997
Ingham	M	20-29 years	Unknown		673	1611					41.77529485
Ingham	M	30-39 years	Unknown		665	1553					42.82034771
Ingham	M	40-49 years	Unknown		499	1058					47.16446125
Ingham	M	50-64 years	Unknown		655	1310					50
Ingham	M	5-11 years	Unknown		88	289					30.44982699
Ingham	M	65-74 years	Unknown		299	481					62.16216216
Ingham	M	75+ years	Unknown		224	375					59.73333333
Ingham	M	missing	Unknown	<=10	<=10						0
Ingham	M	under 5 years	Unknown	<=10	<=10	12	28				42.85714286
Ingham	U	20-29 years	Hispanic	<=10	<=10						0
Ingham	U	30-39 years	Hispanic	<=10	<=10						0
Ingham	U	50-64 years	Hispanic	<=10	<=10						100
Ingham	U	16-19 years	NH American Indian/Alaska Native	<=10	<=10						0
Ingham	U	20-29 years	NH American Indian/Alaska Native	<=10	<=10						0
Ingham	U	30-39 years	NH American Indian/Alaska Native	<=10	<=10						50
Ingham	U	20-29 years	NH Asian/Native Hawaiian/Other Pacific Islands	<=10	<=10						100
Ingham	U	30-39 years	NH Asian/Native Hawaiian/Other Pacific Islands	<=10	<=10						0
Ingham	U	50-64 years	NH Asian/Native Hawaiian/Other Pacific Islands	<=10	<=10						100
Ingham	U	65-74 years	NH Asian/Native Hawaiian/Other Pacific Islands	<=10	<=10						0
Ingham	U	20-29 years	NH Black	<=10	<=10						0
Ingham	U	40-49 years	NH Black	<=10	<=10						100
Ingham	U	50-64 years	NH Black	<=10	<=10						66.66666667
Ingham	U	30-39 years	NH Other Race	<=10	<=10						50
Ingham	U	50-64 years	NH Other Race	<=10	<=10						33.33333333

Ingham	U	12-15 years	NH White	<=10	<=10				100	
Ingham	U	16-19 years	NH White	<=10	<=10				100	
Ingham	U	20-29 years	NH White	<=10	<=10				69.23076923	
Ingham	U	30-39 years	NH White	<=10	<=10	13			69.23076923	
Ingham	U	40-49 years	NH White	<=10	<=10	16			43.75	
Ingham	U	50-64 years	NH White	<=10	<=10	12			75	
Ingham	U	65-74 years	NH White	<=10	<=10				40	
Ingham	U	20-29 years	Unknown	<=10	<=10				50	
Ingham	U	30-39 years	Unknown	<=10	<=10				75	
Ingham	U	40-49 years	Unknown	<=10	<=10				0	
Ingham	U	50-64 years	Unknown	<=10	<=10				50	
Ingham	U	65-74 years	Unknown	<=10	<=10				100	
Ingham	U	missing	Unknown	<=10	<=10					
lonia	F	12-15 years	Hispanic			17	42	137 Region 6	12.40875912	40.47619048
lonia	F	16-19 years	Hispanic			11	45	117 Region 6	9.401709402	24.44444444
lonia	F	20-29 years	Hispanic			26	65	199 Region 6	13.06532663	40
lonia	F	30-39 years	Hispanic			29	61	179 Region 6	16.20111732	47.54098361
lonia	F	40-49 years	Hispanic			42	79	151 Region 6	27.81456954	53.16455696
lonia	F	50-64 years	Hispanic			47	69	124 Region 6	37.90322581	68.11594203
lonia	F	5-11 years	Hispanic	<=10	<=10		28	196 Region 6	2.040816327	14.28571429
lonia	F	65-74 years	Hispanic			24	30 <50	Region 6	55.81395349	80
lonia	F	75+ years	Hispanic			17	21 <50	Region 6	65.38461539	80.95238095
lonia	F	missing	Hispanic	<=10	<=10					
lonia	F	under 5 years	Hispanic	<=10	<=10					0
lonia	F	12-15 years	NH American Indian/Alaska Native	<=10	<=10	<50		Region 6	33.33333333	50
lonia	F	16-19 years	NH American Indian/Alaska Native	<=10	<=10	<50		Region 6	50	66.66666667
lonia	F	20-29 years	NH American Indian/Alaska Native	<=10	<=10	<50		Region 6	20	44.44444444
lonia	F	30-39 years	NH American Indian/Alaska Native	<=10	<=10	<50		Region 6	28.57142857	57.14285714
lonia	F	40-49 years	NH American Indian/Alaska Native	<=10	<=10	12 <50		Region 6	38.88888889	58.33333333
lonia	F	50-64 years	NH American Indian/Alaska Native	<=10	<=10	17 <50		Region 6	25.80645161	47.05882353
lonia	F	65-74 years	NH American Indian/Alaska Native	<=10	<=10	<50		Region 6	46.15384615	85.71428571
lonia	F	75+ years	NH American Indian/Alaska Native	<=10	<=10	<50		Region 6	16.66666667	50
lonia	F	12-15 years	NH Asian/Native Hawaiian/Other Pacific Islands	<=10	<=10	<50		Region 6	66.66666667	33.33333333
lonia	F	16-19 years	NH Asian/Native Hawaiian/Other Pacific Islands	<=10	<=10	<50		Region 6	18.18181818	50
lonia	F	20-29 years	NH Asian/Native Hawaiian/Other Pacific Islands	<=10	<=10	<50		Region 6	14.28571429	50
lonia	F	30-39 years	NH Asian/Native Hawaiian/Other Pacific Islands	<=10	<=10	13 <50		Region 6	20	30.76923077
lonia	F	40-49 years	NH Asian/Native Hawaiian/Other Pacific Islands	<=10	<=10	<50		Region 6	25	60
lonia	F	50-64 years	NH Asian/Native Hawaiian/Other Pacific Islands	<=10	<=10	14 <50		Region 6	26.31578947	71.42857143
lonia	F	5-11 years	NH Asian/Native Hawaiian/Other Pacific Islands	<=10	<=10	<50		Region 6	8.333333333	14.28571429
lonia	F	65-74 years	NH Asian/Native Hawaiian/Other Pacific Islands	<=10	<=10	<50		Region 6	63.63636364	77.77777778
lonia	F	75+ years	NH Asian/Native Hawaiian/Other Pacific Islands	<=10	<=10	<50		Region 6	25	100
lonia	F	12-15 years	NH Black	<=10	<=10	<50		Region 6	20	100
lonia	F	16-19 years	NH Black	<=10	<=10	<50		Region 6	42.85714286	42.85714286
lonia	F	20-29 years	NH Black	<=10	<=10	23 <50		Region 6	26.66666667	34.7826087
lonia	F	30-39 years	NH Black	<=10	<=10	<50		Region 6	29.41176471	50
lonia	F	40-49 years	NH Black	<=10	<=10	14 <50		Region 6	125	71.42857143
lonia	F	50-64 years	NH Black	<=10	<=10	13 <50		Region 6	71.42857143	76.92307692
lonia	F	5-11 years	NH Black	<=10	<=10	<50		Region 6	12.5	25
lonia	F	65-74 years	NH Black	<=10	<=10	<50		Region 6	44.44444444	57.14285714
lonia	F	75+ years	NH Black	<=10	<=10	<50		Region 6	66.66666667	100
lonia	F	12-15 years	NH Other Race	<=10	<=10	<50		Region 6	4.166666667	66.66666667
lonia	F	16-19 years	NH Other Race	<=10	<=10	<50		Region 6	10.25641026	40
lonia	F	20-29 years	NH Other Race			21	56	69 Region 6	30.43478261	37.5
lonia	F	30-39 years	NH Other Race			21	48 <50	Region 6	67.74193548	43.75
lonia	F	40-49 years	NH Other Race			47	78 <50	Region 6	204.3478261	60.25641026
lonia	F	50-64 years	NH Other Race			152	230 <50	Region 6	410.8108108	66.08695652
lonia	F	5-11 years	NH Other Race	<=10	<=10			74 Region 6	1.351351351	33.33333333
lonia	F	65-74 years	NH Other Race			174	209 <50	Region 6	790.9090909	83.25358852
lonia	F	75+ years	NH Other Race			125	155 <50	Region 6	1785.714286	80.64516129
lonia	F	missing	NH Other Race	<=10	<=10					
lonia	F	under 5 years	NH Other Race	<=10	<=10					
lonia	F	12-15 years	NH White			187	478	1430 Region 6	13.07692308	39.12133891
lonia	F	16-19 years	NH White			259	617	1215 Region 6	21.31687243	41.97730956
lonia	F	20-29 years	NH White			556	1342	3229 Region 6	17.21895324	41.43070045
lonia	F	30-39 years	NH White			757	1507	3374 Region 6	22.43627742	50.2322495
lonia	F	40-49 years	NH White			903	1645	3445 Region 6	26.21190131	54.89361702
lonia	F	50-64 years	NH White			2345	3386	5947 Region 6	39.43164621	69.25575901
lonia	F	5-11 years	NH White			135	445	2357 Region 6	5.727619856	30.33707865
lonia	F	65-74 years	NH White			1649	2032	2957 Region 6	55.76597903	81.1515748
lonia	F	75+ years	NH White			1203	1407	2105 Region 6	57.14964371	85.5010661
lonia	F	missing	NH White	<=10	<=10					
lonia	F	under 5 years	NH White	<=10	<=10					
lonia	F	12-15 years	Unknown	<=10	<=10		23			4.347826087
lonia	F	16-19 years	Unknown			17	53			28.57142857
lonia	F	20-29 years	Unknown			52	173			32.0754717
lonia	F	30-39 years	Unknown			73	218			30.05780347
lonia	F	40-49 years	Unknown			108	261			33.48623853
lonia	F	50-64 years	Unknown			238	489			41.37931035
lonia	F	5-11 years	Unknown	<=10	<=10		16			48.67075665
lonia	F	65-74 years	Unknown			172	269			6.25
lonia	F	75+ years	Unknown			110	181			63.94052045
lonia	F	missing	Unknown	<=10	<=10					60.77348066
lonia	F	under 5 years	Unknown	<=10	<=10					100
lonia	M	12-15 years	Hispanic			19	50	151 Region 6	12.58278146	38
lonia	M	16-19 years	Hispanic	<=10	<=10		38	120 Region 6	8.333333333	26.31578947
lonia	M	20-29 years	Hispanic			15	74	345 Region 6	4.347826087	20.27027027
lonia	M	30-39 years	Hispanic			19	53	312 Region 6	6.08974359	35.8490566
lonia	M	40-49 years	Hispanic			28	69	260 Region 6	10.76923077	40.57971015
lonia	M	50-64 years	Hispanic			72	103	215 Region 6	33.48837209	69.90291262
lonia	M	5-11 years	Hispanic	<=10	<=10		29	224 Region 6	1.785714286	13.79310345
lonia	M	65-74 years	Hispanic			21	35	51 Region 6	41.17647059	60
lonia	M	75+ years	Hispanic			14	19 <50	Region 6	37.83783784	73.68421053
lonia	M	missing	Hispanic	<=10	<=10					
lonia	M	under 5 years	Hispanic	<=10	<=10					0

lonia	M	12-15 years	NH American Indian/Alaska Native	<=10	<=10	<50	Region 6	0	0
lonia	M	16-19 years	NH American Indian/Alaska Native	<=10	<=10	<50	Region 6	33.33333333	66.66666667
lonia	M	20-29 years	NH American Indian/Alaska Native	<=10	<=10	<50	Region 6	4.878048781	28.57142857
lonia	M	30-39 years	NH American Indian/Alaska Native	<=10	<=10	<50	Region 6	25	60
lonia	M	40-49 years	NH American Indian/Alaska Native	<=10	<=10	<50	Region 6	11.11111111	25
lonia	M	50-64 years	NH American Indian/Alaska Native	<=10	<=10	<50	Region 6	11.36363636	50
lonia	M	5-11 years	NH American Indian/Alaska Native	<=10	<=10	<50	Region 6	0	0
lonia	M	65-74 years	NH American Indian/Alaska Native	<=10	<=10	<50	Region 6	38.46153846	83.33333333
lonia	M	75+ years	NH American Indian/Alaska Native	<=10	<=10	<50	Region 6	100	100
lonia	M	12-15 years	NH Asian/Native Hawaiian/Other Pacific Islands	<=10	<=10	<50	Region 6	10	33.33333333
lonia	M	16-19 years	NH Asian/Native Hawaiian/Other Pacific Islands	<=10	<=10	<50	Region 6	6.666666667	50
lonia	M	20-29 years	NH Asian/Native Hawaiian/Other Pacific Islands	<=10	<=10	<50	Region 6	6.451612903	33.33333333
lonia	M	30-39 years	NH Asian/Native Hawaiian/Other Pacific Islands	<=10	<=10	<50	Region 6	19.04761905	50
lonia	M	40-49 years	NH Asian/Native Hawaiian/Other Pacific Islands	<=10	<=10	<50	Region 6	25	62.5
lonia	M	50-64 years	NH Asian/Native Hawaiian/Other Pacific Islands	<=10	<=10	<50	Region 6	31.57894737	75
lonia	M	5-11 years	NH Asian/Native Hawaiian/Other Pacific Islands	<=10	<=10	<50	Region 6	10.52631579	33.33333333
lonia	M	65-74 years	NH Asian/Native Hawaiian/Other Pacific Islands	<=10	<=10	<50	Region 6	15.38461539	100
lonia	M	75+ years	NH Asian/Native Hawaiian/Other Pacific Islands	<=10	<=10	<50	Region 6	50	100
lonia	M	under 5 years	NH Asian/Native Hawaiian/Other Pacific Islands	<=10	<=10	<50	Region 6	23.07692308	75
lonia	M	12-15 years	NH Black	<=10	<=10	<50	Region 6	3.144654088	35.71428571
lonia	M	16-19 years	NH Black	<=10	<=10	14	159 Region 6	1.325757576	45.16129032
lonia	M	20-29 years	NH Black			31	1056 Region 6	6.179775281	50
lonia	M	30-39 years	NH Black			44	88 712 Region 6	12.20825853	70.10309278
lonia	M	40-49 years	NH Black			68	97 557 Region 6	33.53293413	80.5753957
lonia	M	50-64 years	NH Black			112	139 334 Region 6	11.76470588	33.33333333
lonia	M	5-11 years	NH Black	<=10	<=10	<50	Region 6	174.1935484	83.07692308
lonia	M	65-74 years	NH Black			54	<50 Region 6	55.55555556	83.33333333
lonia	M	75+ years	NH Black	<=10	<=10	<50	Region 6	2.564102564	100
lonia	M	12-15 years	NH Other Race	<=10	<=10	<50	Region 6	8	36.36363636
lonia	M	16-19 years	NH Other Race	<=10	<=10	11	50 Region 6	13.25301205	26.82926829
lonia	M	20-29 years	NH Other Race			11	41 83 Region 6	40.625	41.93548387
lonia	M	30-39 years	NH Other Race			13	31 <50 Region 6	120	43.47826087
lonia	M	40-49 years	NH Other Race			30	69 <50 Region 6	275.5555556	64.24870466
lonia	M	50-64 years	NH Other Race			124	193 <50 Region 6	2.197802198	50
lonia	M	5-11 years	NH Other Race	<=10	<=10		91 Region 6	666.6666667	77.77777778
lonia	M	65-74 years	NH Other Race			140	180 <50 Region 6	861.5384615	79.43262411
lonia	M	75+ years	NH Other Race			112	141 <50 Region 6	11.22923588	33.07240705
lonia	M	missing	NH Other Race	<=10	<=10			181	480 1409 Region 6
lonia	M	12-15 years	NH White			169	511 1505 Region 6	9.162756236	35.5704698
lonia	M	16-19 years	NH White			181	480 1409 Region 6	15.19453207	48.04655029
lonia	M	20-29 years	NH White			371	1043 4049 Region 6	18.46273695	52.70570793
lonia	M	30-39 years	NH White			578	1203 3804 Region 6	33.13859137	66.97277796
lonia	M	40-49 years	NH White			711	1349 3851 Region 6	5.664140407	33.25526932
lonia	M	50-64 years	NH White			2042	3049 6162 Region 6	53.57766143	81.51885289
lonia	M	5-11 years	NH White			142	427 2507 Region 6	57.11562897	82.32600733
lonia	M	65-74 years	NH White			1535	1883 2865 Region 6		
lonia	M	75+ years	NH White			899	1092 1574 Region 6		
lonia	M	missing	NH White	<=10	<=10				
lonia	M	under 5 years	NH White	<=10	<=10			18	27.77777778
lonia	M	12-15 years	Unknown	<=10	<=10			13	23.07692308
lonia	M	16-19 years	Unknown			17	75	22.66666667	
lonia	M	20-29 years	Unknown			77	282	27.30496454	
lonia	M	30-39 years	Unknown			179	473	37.8435518	
lonia	M	40-49 years	Unknown			418	767	54.49804433	
lonia	M	50-64 years	Unknown			584	971	60.14418126	
lonia	M	5-11 years	Unknown	<=10	<=10			18	27.77777778
lonia	M	65-74 years	Unknown			271	387	70.02583979	
lonia	M	75+ years	Unknown			88	150	58.66666667	
lonia	M	missing	Unknown	<=10	<=10				
lonia	M	under 5 years	Unknown	<=10	<=10				
lonia	U	40-49 years	Hispanic	<=10	<=10				100
lonia	U	30-39 years	NH American Indian/Alaska Native	<=10	<=10				0
lonia	U	30-39 years	NH White	<=10	<=10				0
lonia	U	50-64 years	NH White	<=10	<=10				0
lonia	U	75+ years	NH White	<=10	<=10				100
lonia	U	30-39 years	Unknown	<=10	<=10				0
lonia	U	50-64 years	Unknown	<=10	<=10				50
lonia	U	65-74 years	Unknown	<=10	<=10				0
losco	F	12-15 years	Hispanic	<=10	<=10	<50	Region 3	11.11111111	20
losco	F	16-19 years	Hispanic	<=10	<=10	<50	Region 3	41.66666667	50
losco	F	20-29 years	Hispanic			11	27 56 Region 3	19.64285714	40.74074074
losco	F	30-39 years	Hispanic	<=10	<=10	26	<50 Region 3	22.22222222	30.76923077
losco	F	40-49 years	Hispanic			11	24 <50 Region 3	31.42857143	45.83333333
losco	F	50-64 years	Hispanic			23	43 <50 Region 3	58.97435897	53.48837209
losco	F	5-11 years	Hispanic	<=10	<=10		50 Region 3	4	25
losco	F	65-74 years	Hispanic			22	27 <50 Region 3	75.86206897	81.48148148
losco	F	75+ years	Hispanic	<=10	<=10	11	<50 Region 3	69.23076923	81.81818182
losco	F	missing	Hispanic	<=10	<=10				
losco	F	under 5 years	Hispanic	<=10	<=10				0
losco	F	12-15 years	NH American Indian/Alaska Native	<=10	<=10	<50	Region 3	25	50
losco	F	16-19 years	NH American Indian/Alaska Native	<=10	<=10	<50	Region 3	25	100
losco	F	20-29 years	NH American Indian/Alaska Native	<=10	<=10	<50	Region 3	0	0
losco	F	30-39 years	NH American Indian/Alaska Native	<=10	<=10	<50	Region 3	25	50
losco	F	40-49 years	NH American Indian/Alaska Native	<=10	<=10	<50	Region 3	0	0
losco	F	50-64 years	NH American Indian/Alaska Native	<=10	<=10	<50	Region 3	9.090909091	50
losco	F	65-74 years	NH American Indian/Alaska Native	<=10	<=10	<50	Region 3	87.5	70
losco	F	75+ years	NH American Indian/Alaska Native	<=10	<=10	<50	Region 3	33.33333333	75
losco	F	12-15 years	NH Asian/Native Hawaiian/Other Pacific Islands	<=10	<=10	<50	Region 3	22.22222222	100
losco	F	16-19 years	NH Asian/Native Hawaiian/Other Pacific Islands	<=10	<=10	<50	Region 3	80	50
losco	F	20-29 years	NH Asian/Native Hawaiian/Other Pacific Islands	<=10	<=10	<50	Region 3	22.22222222	28.57142857
losco	F	30-39 years	NH Asian/Native Hawaiian/Other Pacific Islands	<=10	<=10	<50	Region 3	71.42857143	55.55555556
losco	F	40-49 years	NH Asian/Native Hawaiian/Other Pacific Islands	<=10	<=10	<50	Region 3	9.090909091	40
losco	F	50-64 years	NH Asian/Native Hawaiian/Other Pacific Islands	<=10	<=10	13	<50 Region 3	69.23076923	69.23076923
losco	F	5-11 years	NH Asian/Native Hawaiian/Other Pacific Islands	<=10	<=10	<50	Region 3	0	0

losco	F	65-74 years	NH Asian/Native Hawaiian/Other Pacific Islands		12	15 <50	Region 3	48	80
losco	F	75+ years	NH Asian/Native Hawaiian/Other Pacific Islands	<=10	<=10	<50	Region 3	63.63636364	70
losco	F	missing	NH Asian/Native Hawaiian/Other Pacific Islands	<=10	<=10				
losco	F	12-15 years	NH Black	<=10	<=10	<50	Region 3	20	100
losco	F	16-19 years	NH Black	<=10	<=10	<50	Region 3	0	0
losco	F	20-29 years	NH Black	<=10	<=10	<50	Region 3	28.57142857	33.33333333
losco	F	30-39 years	NH Black	<=10	<=10	<50	Region 3	30	42.85714286
losco	F	40-49 years	NH Black	<=10	<=10	<50	Region 3	27.27272727	100
losco	F	50-64 years	NH Black	<=10	<=10	<50	Region 3	57.14285714	50
losco	F	5-11 years	NH Black	<=10	<=10	<50	Region 3	0	0
losco	F	65-74 years	NH Black	<=10	<=10	<50	Region 3	50	80
losco	F	75+ years	NH Black	<=10	<=10	<50	Region 3	100	100
losco	F	12-15 years	NH Other Race	<=10	<=10	<50	Region 3	5.555555556	16.66666667
losco	F	16-19 years	NH Other Race	<=10	<=10	<50	Region 3	22.22222222	57.14285714
losco	F	20-29 years	NH Other Race	<=10		19 <50	Region 3	33.33333333	52.63157895
losco	F	30-39 years	NH Other Race	<=10		20 <50	Region 3	38.0952381	40
losco	F	40-49 years	NH Other Race	<=10		17 <50	Region 3	66.66666667	58.82352941
losco	F	50-64 years	NH Other Race		69	101 <50	Region 3	209.0909091	68.31683168
losco	F	65-74 years	NH Other Race		81	111 <50	Region 3	578.5714286	77.97297297
losco	F	75+ years	NH Other Race		92	121 <50	Region 3	575	76.03305785
losco	F	missing	NH Other Race	<=10	<=10				
losco	F	12-15 years	NH White		31	113	408 Region 3	7.598039216	27.43362832
losco	F	16-19 years	NH White		48	146	382 Region 3	12.56544503	32.87671233
losco	F	20-29 years	NH White		117	373	1008 Region 3	11.60714286	31.36729223
losco	F	30-39 years	NH White		171	478	1020 Region 3	16.76470588	35.77405858
losco	F	40-49 years	NH White		239	534	1112 Region 3	21.49280576	44.75655431
losco	F	50-64 years	NH White		1242	1846	2926 Region 3	42.44702666	67.28060672
losco	F	5-11 years	NH White		13	61	689 Region 3	1.886792453	21.31147541
losco	F	65-74 years	NH White		1192	1534	2103 Region 3	56.680932	77.7053455
losco	F	75+ years	NH White		939	1197	1698 Region 3	55.30035336	78.44611529
losco	F	missing	NH White	<=10	<=10				
losco	F	under 5 years	NH White	<=10	<=10				14.28571429
losco	F	12-15 years	Unknown	<=10	<=10				33.33333333
losco	F	16-19 years	Unknown	<=10	<=10				10
losco	F	20-29 years	Unknown		12	54			22.22222222
losco	F	30-39 years	Unknown		24	71			33.8028169
losco	F	40-49 years	Unknown		33	88			37.5
losco	F	50-64 years	Unknown		120	244			49.18032787
losco	F	5-11 years	Unknown	<=10		11			0
losco	F	65-74 years	Unknown		67	115			58.26086957
losco	F	75+ years	Unknown		64	110			58.18181818
losco	F	missing	Unknown	<=10	<=10				
losco	F	under 5 years	Unknown	<=10	<=10				0
losco	M	12-15 years	Hispanic	<=10	<=10	<50	Region 3	0	0
losco	M	16-19 years	Hispanic	<=10	<=10	<50	Region 3	13.04347826	50
losco	M	20-29 years	Hispanic	<=10		29	54 Region 3	16.66666667	31.03448276
losco	M	30-39 years	Hispanic	<=10		32	67 Region 3	13.43283582	28.125
losco	M	40-49 years	Hispanic		11	22	54 Region 3	20.37037037	50
losco	M	50-64 years	Hispanic		32	51 <50	Region 3	91.42857143	62.74509804
losco	M	5-11 years	Hispanic	<=10	<=10	<50	Region 3	4.347826087	28.57142857
losco	M	65-74 years	Hispanic		16	21 <50	Region 3	123.0769231	76.19047619
losco	M	75+ years	Hispanic	<=10	<=10	<50	Region 3	42.85714286	37.5
losco	M	missing	Hispanic	<=10	<=10				
losco	M	20-29 years	NH American Indian/Alaska Native	<=10	<=10	<50	Region 3	0	0
losco	M	30-39 years	NH American Indian/Alaska Native	<=10	<=10	<50	Region 3	9.090909091	33.33333333
losco	M	40-49 years	NH American Indian/Alaska Native	<=10	<=10	<50	Region 3	7.692307692	100
losco	M	50-64 years	NH American Indian/Alaska Native	<=10	<=10	<50	Region 3	13.79310345	50
losco	M	5-11 years	NH American Indian/Alaska Native	<=10	<=10	<50	Region 3	0	0
losco	M	65-74 years	NH American Indian/Alaska Native	<=10	<=10	<50	Region 3	18.75	75
losco	M	75+ years	NH American Indian/Alaska Native	<=10	<=10	<50	Region 3	22.22222222	100
losco	M	12-15 years	NH Asian/Native Hawaiian/Other Pacific Islands	<=10	<=10	<50	Region 3	0	0
losco	M	16-19 years	NH Asian/Native Hawaiian/Other Pacific Islands	<=10	<=10	<50	Region 3	37.5	75
losco	M	20-29 years	NH Asian/Native Hawaiian/Other Pacific Islands	<=10	<=10	<50	Region 3	25	50
losco	M	30-39 years	NH Asian/Native Hawaiian/Other Pacific Islands	<=10	<=10	<50	Region 3	71.42857143	55.55555556
losco	M	40-49 years	NH Asian/Native Hawaiian/Other Pacific Islands	<=10	<=10	<50	Region 3	23.52941177	66.66666667
losco	M	50-64 years	NH Asian/Native Hawaiian/Other Pacific Islands	<=10	<=10	<50	Region 3	41.17647059	70
losco	M	5-11 years	NH Asian/Native Hawaiian/Other Pacific Islands	<=10	<=10	<50	Region 3	0	0
losco	M	65-74 years	NH Asian/Native Hawaiian/Other Pacific Islands	<=10	<=10	<50	Region 3	25	100
losco	M	75+ years	NH Asian/Native Hawaiian/Other Pacific Islands	<=10	<=10	<50	Region 3	120	100
losco	M	under 5 years	NH Asian/Native Hawaiian/Other Pacific Islands	<=10	<=10				0
losco	M	12-15 years	NH Black	<=10	<=10	<50	Region 3	0	0
losco	M	16-19 years	NH Black	<=10	<=10	<50	Region 3	0	0
losco	M	20-29 years	NH Black	<=10	<=10	13 <50	Region 3	10.71428571	23.07692308
losco	M	30-39 years	NH Black	<=10	<=10	<50	Region 3	10.52631579	66.66666667
losco	M	40-49 years	NH Black	<=10		15 <50	Region 3	19.04761905	26.66666667
losco	M	50-64 years	NH Black	<=10	<=10	<50	Region 3	20	44.44444444
losco	M	65-74 years	NH Black	<=10	<=10	<50	Region 3	66.66666667	75
losco	M	75+ years	NH Black	<=10	<=10	<50	Region 3	25	66.66666667
losco	M	12-15 years	NH Other Race	<=10	<=10	<50	Region 3	0	0
losco	M	16-19 years	NH Other Race	<=10	<=10	<50	Region 3	0	0
losco	M	20-29 years	NH Other Race	<=10		12 <50	Region 3	17.85714286	41.66666667
losco	M	30-39 years	NH Other Race	<=10		14 <50	Region 3	5	7.142857143
losco	M	40-49 years	NH Other Race	<=10		15 <50	Region 3	58.33333333	46.66666667
losco	M	50-64 years	NH Other Race		49	74 <50	Region 3	153.125	66.21621622
losco	M	65-74 years	NH Other Race		82	100 <50	Region 3	273.3333333	82
losco	M	75+ years	NH Other Race		61	85 <50	Region 3	435.7142857	71.76470588
losco	M	missing	NH Other Race	<=10	<=10				
losco	M	12-15 years	NH White		28	126	422 Region 3	6.63507109	22.22222222
losco	M	16-19 years	NH White		37	150	407 Region 3	9.090909091	24.66666667
losco	M	20-29 years	NH White		90	390	1062 Region 3	8.474576271	23.07692308
losco	M	30-39 years	NH White		111	428	1021 Region 3	10.87169442	25.93457944
losco	M	40-49 years	NH White		179	438	1040 Region 3	17.21153846	40.86757991
losco	M	50-64 years	NH White		987	1630	2869 Region 3	34.40223074	60.55214724
losco	M	5-11 years	NH White	<=10		68	704 Region 3	1.278409091	13.23529412

losco	M	65-74 years	NH White		1061	1409	2027 Region 3	52.34336458	75.30163236
losco	M	75+ years	NH White		762	957	1478 Region 3	51.55615697	79.62382445
losco	M	missing	NH White	<=10	<=10				
losco	M	under 5 years	NH White	<=10	<=10				14.28571429
losco	M	12-15 years	Unknown	<=10	<=10				12.5
losco	M	16-19 years	Unknown	<=10	<=10				0
losco	M	20-29 years	Unknown		11	87			12.64367816
losco	M	30-39 years	Unknown		17	111			15.31531532
losco	M	40-49 years	Unknown		23	93			24.7311828
losco	M	50-64 years	Unknown		100	238			42.01680672
losco	M	5-11 years	Unknown	<=10	<=10				0
losco	M	65-74 years	Unknown		90	152			59.21052632
losco	M	75+ years	Unknown		47	80			58.75
losco	M	missing	Unknown	<=10	<=10				
losco	U	50-64 years	NH Asian/Native Hawaiian/Other Pacific Islands	<=10	<=10				100
losco	U	30-39 years	NH White	<=10	<=10				0
losco	U	40-49 years	NH White	<=10	<=10				0
losco	U	50-64 years	NH White	<=10	<=10				0
losco	U	65-74 years	NH White	<=10	<=10				0
losco	U	75+ years	Unknown	<=10	<=10				100
Iron	F	16-19 years	Hispanic	<=10	<=10	<50	Region 8	12.5	33.33333333
Iron	F	20-29 years	Hispanic	<=10	<=10	<50	Region 8	3.703703704	50
Iron	F	30-39 years	Hispanic	<=10	<=10	<50	Region 8	7.692307692	50
Iron	F	40-49 years	Hispanic	<=10	<=10	<50	Region 8	14.28571429	40
Iron	F	50-64 years	Hispanic	<=10	<=10	<50	Region 8	5.882352941	33.33333333
Iron	F	65-74 years	Hispanic	<=10	<=10	<50	Region 8	80	100
Iron	F	75+ years	Hispanic	<=10	<=10	<50	Region 8	42.85714286	100
Iron	F	12-15 years	NH American Indian/Alaska Native	<=10	<=10	<50	Region 8	0	0
Iron	F	16-19 years	NH American Indian/Alaska Native	<=10	<=10	<50	Region 8	0	0
Iron	F	20-29 years	NH American Indian/Alaska Native	<=10	<=10	<50	Region 8	10	33.33333333
Iron	F	30-39 years	NH American Indian/Alaska Native	<=10	<=10	<50	Region 8	0	0
Iron	F	40-49 years	NH American Indian/Alaska Native	<=10	<=10	<50	Region 8	16.66666667	25
Iron	F	50-64 years	NH American Indian/Alaska Native	<=10	<=10	<50	Region 8	15.38461539	66.66666667
Iron	F	65-74 years	NH American Indian/Alaska Native	<=10	<=10	<50	Region 8	12.5	50
Iron	F	75+ years	NH American Indian/Alaska Native	<=10	<=10	<50	Region 8	28.57142857	100
Iron	F	30-39 years	NH Asian/Native Hawaiian/Other Pacific Islands	<=10	<=10	<50	Region 8	28.57142857	100
Iron	F	40-49 years	NH Asian/Native Hawaiian/Other Pacific Islands	<=10	<=10	<50	Region 8	50	66.66666667
Iron	F	50-64 years	NH Asian/Native Hawaiian/Other Pacific Islands	<=10	<=10	<50	Region 8	10	100
Iron	F	5-11 years	NH Asian/Native Hawaiian/Other Pacific Islands	<=10	<=10	<50	Region 8	25	50
Iron	F	75+ years	NH Asian/Native Hawaiian/Other Pacific Islands	<=10	<=10	<50	Region 8	50	100
Iron	F	12-15 years	NH Black	<=10	<=10	<50	Region 8	0	0
Iron	F	40-49 years	NH Black	<=10	<=10	<50	Region 8	0	0
Iron	F	50-64 years	NH Black	<=10	<=10	<50	Region 8	16.66666667	100
Iron	F	65-74 years	NH Black	<=10	<=10	<50	Region 8	33.33333333	100
Iron	F	missing	NH Black	<=10	<=10				
Iron	F	12-15 years	NH Other Race	<=10	<=10	<50	Region 8	0	0
Iron	F	16-19 years	NH Other Race	<=10	<=10	<50	Region 8	0	0
Iron	F	20-29 years	NH Other Race	<=10	<=10	<50	Region 8	28.57142857	28.57142857
Iron	F	30-39 years	NH Other Race	<=10	<=10	<50	Region 8	44.44444444	50
Iron	F	40-49 years	NH Other Race	<=10		14 <50	Region 8	53.84615385	50
Iron	F	50-64 years	NH Other Race		42	61 <50	Region 8	840	68.85245902
Iron	F	65-74 years	NH Other Race		69	77 <50	Region 8	2300	89.61038961
Iron	F	75+ years	NH Other Race		51	53 <50	Region 8	1020	96.22641509
Iron	F	12-15 years	NH White		13	52	175 Region 8	7.428571429	25
Iron	F	16-19 years	NH White		21	59	165 Region 8	12.72727273	35.59322034
Iron	F	20-29 years	NH White		56	141	379 Region 8	14.77572559	39.71631206
Iron	F	30-39 years	NH White		84	192	437 Region 8	19.22196796	43.75
Iron	F	40-49 years	NH White		98	197	471 Region 8	20.80679406	49.74619289
Iron	F	50-64 years	NH White		432	640	1283 Region 8	33.6710834	67.5
Iron	F	5-11 years	NH White	<=10		32	333 Region 8	1.801801802	18.75
Iron	F	65-74 years	NH White		425	529	879 Region 8	48.35039818	80.34026465
Iron	F	75+ years	NH White		337	425	842 Region 8	40.02375297	79.29411765
Iron	F	missing	NH White	<=10	<=10				
Iron	F	under 5 years	NH White	<=10	<=10				
Iron	F	12-15 years	Unknown	<=10	<=10				33.33333333
Iron	F	16-19 years	Unknown	<=10	<=10				20
Iron	F	20-29 years	Unknown	<=10		30			16.66666667
Iron	F	30-39 years	Unknown		19	55			34.54545455
Iron	F	40-49 years	Unknown		25	55			45.45454546
Iron	F	50-64 years	Unknown		118	208			56.73076923
Iron	F	5-11 years	Unknown	<=10	<=10				0
Iron	F	65-74 years	Unknown		92	164			56.09756098
Iron	F	75+ years	Unknown		111	169			65.68047337
Iron	F	missing	Unknown	<=10	<=10				
Iron	M	12-15 years	Hispanic	<=10	<=10	<50	Region 8	0	0
Iron	M	16-19 years	Hispanic	<=10	<=10	<50	Region 8	0	0
Iron	M	20-29 years	Hispanic	<=10	<=10	<50	Region 8	16.66666667	66.66666667
Iron	M	30-39 years	Hispanic	<=10	<=10	<50	Region 8	14.28571429	50
Iron	M	40-49 years	Hispanic	<=10	<=10	<50	Region 8	20	100
Iron	M	50-64 years	Hispanic	<=10	<=10	<50	Region 8	26.31578947	62.5
Iron	M	65-74 years	Hispanic	<=10	<=10	<50	Region 8	22.22222222	66.66666667
Iron	M	75+ years	Hispanic	<=10	<=10	<50	Region 8	50	100
Iron	M	16-19 years	NH American Indian/Alaska Native	<=10	<=10	<50	Region 8	0	0
Iron	M	20-29 years	NH American Indian/Alaska Native	<=10	<=10	<50	Region 8	0	0
Iron	M	30-39 years	NH American Indian/Alaska Native	<=10	<=10	<50	Region 8	0	0
Iron	M	40-49 years	NH American Indian/Alaska Native	<=10	<=10	<50	Region 8	50	50
Iron	M	50-64 years	NH American Indian/Alaska Native	<=10	<=10	<50	Region 8	26.66666667	44.44444444
Iron	M	65-74 years	NH American Indian/Alaska Native	<=10	<=10	<50	Region 8	100	66.66666667
Iron	M	75+ years	NH American Indian/Alaska Native	<=10	<=10	<50	Region 8	11.11111111	100
Iron	M	12-15 years	NH Asian/Native Hawaiian/Other Pacific Islands	<=10	<=10	<50	Region 8	100	100
Iron	M	20-29 years	NH Asian/Native Hawaiian/Other Pacific Islands	<=10	<=10	<50	Region 8	100	100
Iron	M	30-39 years	NH Asian/Native Hawaiian/Other Pacific Islands	<=10	<=10	<50	Region 8	0	0
Iron	M	50-64 years	NH Asian/Native Hawaiian/Other Pacific Islands	<=10	<=10	<50	Region 8	100	50
Iron	M	65-74 years	NH Asian/Native Hawaiian/Other Pacific Islands	<=10	<=10	<50	Region 8	50	100

Iron	M	75+ years	NH Asian/Native Hawaiian/Other Pacific Islands	<=10	<=10	<50	Region 8	100	100
Iron	M	30-39 years	NH Black	<=10	<=10	<50	Region 8	50	33.33333333
Iron	M	50-64 years	NH Black	<=10	<=10	<50	Region 8	22.22222222	66.66666667
Iron	M	65-74 years	NH Black	<=10	<=10	<50	Region 8	28.57142857	100
Iron	M	12-15 years	NH Other Race	<=10	<=10	<50	Region 8	20	50
Iron	M	16-19 years	NH Other Race	<=10	<=10	<50	Region 8	0	0
Iron	M	20-29 years	NH Other Race	<=10	<=10	<50	Region 8	0	0
Iron	M	30-39 years	NH Other Race	<=10	<=10	11 <50	Region 8	75	54.54545455
Iron	M	40-49 years	NH Other Race	<=10	<=10	13 <50	Region 8	120	46.15384615
Iron	M	50-64 years	NH Other Race	<=10	<=10	39 <50	Region 8	325	70.90909091
Iron	M	5-11 years	NH Other Race	<=10	<=10	<50	Region 8	10	100
Iron	M	65-74 years	NH Other Race	<=10	<=10	54 <50	Region 8	1080	88.52459016
Iron	M	75+ years	NH Other Race	<=10	<=10	29 <50	Region 8	966.6666667	96.66666667
Iron	M	12-15 years	NH White	<=10	<=10	15 <50	Region 8	7.8125	30
Iron	M	16-19 years	NH White	<=10	<=10	17 <50	Region 8	198	8.585858586
Iron	M	20-29 years	NH White	<=10	<=10	23 <50	Region 8	404	5.693069307
Iron	M	30-39 years	NH White	<=10	<=10	62 <50	Region 8	134	13.65638767
Iron	M	40-49 years	NH White	<=10	<=10	78 <50	Region 8	178	523
Iron	M	50-64 years	NH White	<=10	<=10	369 <50	Region 8	1290	28.60465116
Iron	M	5-11 years	NH White	<=10	<=10	13 <50	Region 8	324	4.012345679
Iron	M	65-74 years	NH White	<=10	<=10	367 <50	Region 8	471	1009
Iron	M	75+ years	NH White	<=10	<=10	228 <50	Region 8	639	35.68075117
Iron	M	missing	NH White	<=10	<=10	<=10	<=10	<=10	<=10
Iron	M	12-15 years	Unknown	<=10	<=10	<=10	<=10	<=10	60
Iron	M	16-19 years	Unknown	<=10	<=10	<=10	<=10	<=10	44.44444444
Iron	M	20-29 years	Unknown	<=10	<=10	<=10	<=10	<=10	34.61538462
Iron	M	30-39 years	Unknown	<=10	<=10	18	61	29.50819672	35
Iron	M	40-49 years	Unknown	<=10	<=10	14	40	48.19277108	25
Iron	M	50-64 years	Unknown	<=10	<=10	80	166	63.94230769	57.6
Iron	M	5-11 years	Unknown	<=10	<=10	133	208	72	125
Iron	M	65-74 years	Unknown	<=10	<=10	72	125	<=10	<=10
Iron	M	75+ years	Unknown	<=10	<=10	<=10	<=10	<=10	<=10
Iron	M	missing	Unknown	<=10	<=10	<=10	<=10	<=10	<=10
Iron	U	50-64 years	NH White	<=10	<=10	<=10	<=10	<=10	0
Iron	U	40-49 years	Unknown	<=10	<=10	<=10	<=10	<=10	0
Iron	U	50-64 years	Unknown	<=10	<=10	<=10	<=10	<=10	0
Iron	U	missing	Unknown	<=10	<=10	<=10	<=10	<=10	0
Isabella	F	12-15 years	Hispanic	<=10	<=10	19	44	87	Region 6
Isabella	F	16-19 years	Hispanic	<=10	<=10	19	38	164	Region 6
Isabella	F	20-29 years	Hispanic	<=10	<=10	53	106	427	Region 6
Isabella	F	30-39 years	Hispanic	<=10	<=10	38	59	149	Region 6
Isabella	F	40-49 years	Hispanic	<=10	<=10	27	40	136	Region 6
Isabella	F	50-64 years	Hispanic	<=10	<=10	41	60	130	Region 6
Isabella	F	5-11 years	Hispanic	<=10	<=10	19	19	178	Region 6
Isabella	F	65-74 years	Hispanic	<=10	<=10	25	30	<50	Region 6
Isabella	F	75+ years	Hispanic	<=10	<=10	14	16	<50	Region 6
Isabella	F	missing	Hispanic	<=10	<=10	<=10	<=10	<=10	<=10
Isabella	F	12-15 years	NH American Indian/Alaska Native	<=10	<=10	19	53	71	Region 6
Isabella	F	16-19 years	NH American Indian/Alaska Native	<=10	<=10	17	45	95	Region 6
Isabella	F	20-29 years	NH American Indian/Alaska Native	<=10	<=10	66	119	207	Region 6
Isabella	F	30-39 years	NH American Indian/Alaska Native	<=10	<=10	46	89	142	Region 6
Isabella	F	40-49 years	NH American Indian/Alaska Native	<=10	<=10	70	105	156	Region 6
Isabella	F	50-64 years	NH American Indian/Alaska Native	<=10	<=10	103	138	216	Region 6
Isabella	F	5-11 years	NH American Indian/Alaska Native	<=10	<=10	42	42	130	Region 6
Isabella	F	65-74 years	NH American Indian/Alaska Native	<=10	<=10	59	76	90	Region 6
Isabella	F	75+ years	NH American Indian/Alaska Native	<=10	<=10	21	28	<50	Region 6
Isabella	F	under 5 years	NH American Indian/Alaska Native	<=10	<=10	<=10	<=10	<=10	<=10
Isabella	F	12-15 years	NH Asian/Native Hawaiian/Other Pacific Islands	<=10	<=10	14	<50	<=10	Region 6
Isabella	F	16-19 years	NH Asian/Native Hawaiian/Other Pacific Islands	<=10	<=10	<=10	<=10	<=10	Region 6
Isabella	F	20-29 years	NH Asian/Native Hawaiian/Other Pacific Islands	<=10	<=10	37	66	279	Region 6
Isabella	F	30-39 years	NH Asian/Native Hawaiian/Other Pacific Islands	<=10	<=10	34	47	70	Region 6
Isabella	F	40-49 years	NH Asian/Native Hawaiian/Other Pacific Islands	<=10	<=10	29	41	75	Region 6
Isabella	F	50-64 years	NH Asian/Native Hawaiian/Other Pacific Islands	<=10	<=10	35	50	69	Region 6
Isabella	F	5-11 years	NH Asian/Native Hawaiian/Other Pacific Islands	<=10	<=10	13	<50	<=10	Region 6
Isabella	F	65-74 years	NH Asian/Native Hawaiian/Other Pacific Islands	<=10	<=10	13	14	<50	Region 6
Isabella	F	75+ years	NH Asian/Native Hawaiian/Other Pacific Islands	<=10	<=10	<=10	<=10	<=10	Region 6
Isabella	F	missing	NH Asian/Native Hawaiian/Other Pacific Islands	<=10	<=10	<=10	<=10	<=10	<=10
Isabella	F	under 5 years	NH Asian/Native Hawaiian/Other Pacific Islands	<=10	<=10	<=10	<=10	<=10	<=10
Isabella	F	12-15 years	NH Black	<=10	<=10	16	<50	<=10	Region 6
Isabella	F	16-19 years	NH Black	<=10	<=10	17	23	157	Region 6
Isabella	F	20-29 years	NH Black	<=10	<=10	55	133	409	Region 6
Isabella	F	30-39 years	NH Black	<=10	<=10	13	31	61	Region 6
Isabella	F	40-49 years	NH Black	<=10	<=10	21	28	<50	Region 6
Isabella	F	50-64 years	NH Black	<=10	<=10	26	34	64	Region 6
Isabella	F	5-11 years	NH Black	<=10	<=10	13	13	51	Region 6
Isabella	F	65-74 years	NH Black	<=10	<=10	<=10	11	<50	Region 6
Isabella	F	75+ years	NH Black	<=10	<=10	<=10	<=10	<=10	Region 6
Isabella	F	12-15 years	NH Other Race	<=10	<=10	<=10	<=10	<=10	Region 6
Isabella	F	16-19 years	NH Other Race	<=10	<=10	39	69	131	Region 6
Isabella	F	20-29 years	NH Other Race	<=10	<=10	90	157	343	Region 6
Isabella	F	30-39 years	NH Other Race	<=10	<=10	42	65	86	Region 6
Isabella	F	40-49 years	NH Other Race	<=10	<=10	66	103	<50	Region 6
Isabella	F	50-64 years	NH Other Race	<=10	<=10	132	183	56	Region 6
Isabella	F	5-11 years	NH Other Race	<=10	<=10	<=10	<=10	157	Region 6
Isabella	F	65-74 years	NH Other Race	<=10	<=10	131	158	<50	Region 6
Isabella	F	75+ years	NH Other Race	<=10	<=10	89	111	<50	Region 6
Isabella	F	missing	NH Other Race	<=10	<=10	<=10	<=10	<=10	<=10
Isabella	F	12-15 years	NH White	<=10	<=10	208	485	1092	Region 6
Isabella	F	16-19 years	NH White	<=10	<=10	327	602	3126	Region 6
Isabella	F	20-29 years	NH White	<=10	<=10	887	1820	7587	Region 6
Isabella	F	30-39 years	NH White	<=10	<=10	842	1504	3051	Region 6
Isabella	F	40-49 years	NH White	<=10	<=10	909	1399	2825	Region 6
Isabella	F	50-64 years	NH White	<=10	<=10	2135	2825	5186	Region 6
Isabella	F	5-11 years	NH White	<=10	<=10	133	405	1766	Region 6
Isabella	F	12-15 years	NH White	<=10	<=10	208	485	1092	Region 6
Isabella	F	16-19 years	NH White	<=10	<=10	327	602	3126	Region 6
Isabella	F	20-29 years	NH White	<=10	<=10	887	1820	7587	Region 6
Isabella	F	30-39 years	NH White	<=10	<=10	842	1504	3051	Region 6
Isabella	F	40-49 years	NH White	<=10	<=10	909	1399	2825	Region 6
Isabella	F	50-64 years	NH White	<=10	<=10	2135	2825	5186	Region 6
Isabella	F	5-11 years	NH White	<=10	<=10	133	405	1766	Region 6

Isabella	F	65-74 years	NH White		1646	1941	2630	Region 6	62.58555133	84.80164864
Isabella	F	75+ years	NH White		1124	1339	2129	Region 6	52.79473931	83.94324123
Isabella	F	missing	NH White	<=10	<=10					
Isabella	F	under 5 years	NH White	<=10		14				21.42857143
Isabella	F	12-15 years	Unknown	<=10		16				31.25
Isabella	F	16-19 years	Unknown		46	91				50.54945055
Isabella	F	20-29 years	Unknown		118	325				36.30769231
Isabella	F	30-39 years	Unknown		124	284				43.66197183
Isabella	F	40-49 years	Unknown		169	357				47.33893557
Isabella	F	50-64 years	Unknown		395	651				60.67588326
Isabella	F	5-11 years	Unknown	<=10		34				20.58823529
Isabella	F	65-74 years	Unknown		198	305				64.91803279
Isabella	F	75+ years	Unknown		219	336				65.17857143
Isabella	F	missing	Unknown	<=10	<=10					0
Isabella	F	under 5 years	Unknown	<=10	<=10					0
Isabella	M	12-15 years	Hispanic		13	37	88	Region 6	14.77272727	35.13513514
Isabella	M	16-19 years	Hispanic		13	29	140	Region 6	9.285714286	44.82758621
Isabella	M	20-29 years	Hispanic		33	95	391	Region 6	8.439897698	34.73684211
Isabella	M	30-39 years	Hispanic		31	75	188	Region 6	16.4893617	41.33333333
Isabella	M	40-49 years	Hispanic		28	55	135	Region 6	20.74074074	50.90909091
Isabella	M	50-64 years	Hispanic		41	60	115	Region 6	35.65217391	68.33333333
Isabella	M	5-11 years	Hispanic	<=10		23	173	Region 6	1.734104046	13.04347826
Isabella	M	65-74 years	Hispanic		25	28	55	Region 6	45.45454546	89.28571429
Isabella	M	75+ years	Hispanic	<=10	<=10		<50	Region 6	33.33333333	77.77777778
Isabella	M	missing	Hispanic	<=10	<=10					
Isabella	M	under 5 years	Hispanic	<=10	<=10					
Isabella	M	12-15 years	NH American Indian/Alaska Native		13	37	87	Region 6	14.94252874	35.13513514
Isabella	M	16-19 years	NH American Indian/Alaska Native		17	48	98	Region 6	17.34693878	35.41666667
Isabella	M	20-29 years	NH American Indian/Alaska Native		35	92	226	Region 6	15.48672566	38.04347826
Isabella	M	30-39 years	NH American Indian/Alaska Native		33	68	169	Region 6	19.52662722	48.52941177
Isabella	M	40-49 years	NH American Indian/Alaska Native		37	66	160	Region 6	23.125	56.06060606
Isabella	M	50-64 years	NH American Indian/Alaska Native		82	128	194	Region 6	42.26804124	64.0625
Isabella	M	5-11 years	NH American Indian/Alaska Native	<=10		42	129	Region 6	5.426356589	16.66666667
Isabella	M	65-74 years	NH American Indian/Alaska Native		40	53	63	Region 6	63.49206349	75.47169811
Isabella	M	75+ years	NH American Indian/Alaska Native		20	23	<50	Region 6	80	86.95652174
Isabella	M	missing	NH American Indian/Alaska Native	<=10	<=10					
Isabella	M	under 5 years	NH American Indian/Alaska Native	<=10	<=10					0
Isabella	M	12-15 years	NH Asian/Native Hawaiian/Other Pacific Islands	<=10		12	<50	Region 6	38.46153846	41.66666667
Isabella	M	16-19 years	NH Asian/Native Hawaiian/Other Pacific Islands	<=10	<=10			57 Region 6	12.28070175	100
Isabella	M	20-29 years	NH Asian/Native Hawaiian/Other Pacific Islands		56	91	193	Region 6	29.01554404	61.53846154
Isabella	M	30-39 years	NH Asian/Native Hawaiian/Other Pacific Islands		21	47	57	Region 6	36.84210526	44.68085106
Isabella	M	40-49 years	NH Asian/Native Hawaiian/Other Pacific Islands		22	34	90	Region 6	24.44444444	64.70588235
Isabella	M	50-64 years	NH Asian/Native Hawaiian/Other Pacific Islands		30	40	72	Region 6	41.66666667	75
Isabella	M	5-11 years	NH Asian/Native Hawaiian/Other Pacific Islands	<=10		16	<50	Region 6	8.33333333	25
Isabella	M	65-74 years	NH Asian/Native Hawaiian/Other Pacific Islands		15	17	<50	Region 6	62.5	88.23529412
Isabella	M	75+ years	NH Asian/Native Hawaiian/Other Pacific Islands	<=10	<=10		<50	Region 6	18.18181818	100
Isabella	M	under 5 years	NH Asian/Native Hawaiian/Other Pacific Islands	<=10	<=10					0
Isabella	M	12-15 years	NH Black	<=10	<=10	13	<50	Region 6	20.83333333	38.46153846
Isabella	M	16-19 years	NH Black	<=10		20	118	Region 6	5.93220339	35
Isabella	M	20-29 years	NH Black		44	131	341	Region 6	12.90322581	33.58778626
Isabella	M	30-39 years	NH Black		12	29	92	Region 6	13.04347826	41.37931035
Isabella	M	40-49 years	NH Black		21	34	81	Region 6	25.92592593	61.76470588
Isabella	M	50-64 years	NH Black		34	40	82	Region 6	41.46341463	85
Isabella	M	5-11 years	NH Black	<=10	<=10			50 Region 6	4	28.57142857
Isabella	M	65-74 years	NH Black	<=10		11	<50	Region 6	52.94117647	81.81818182
Isabella	M	75+ years	NH Black	<=10	<=10		<50	Region 6	50	100
Isabella	M	missing	NH Black	<=10	<=10					
Isabella	M	under 5 years	NH Black	<=10	<=10					0
Isabella	M	12-15 years	NH Other Race	<=10		11	74	Region 6	5.405405405	36.36363636
Isabella	M	16-19 years	NH Other Race		28	45	92	Region 6	30.43478261	62.22222222
Isabella	M	20-29 years	NH Other Race		85	172	293	Region 6	29.01023891	49.41860465
Isabella	M	30-39 years	NH Other Race		41	74	67	Region 6	61.19402985	55.40540541
Isabella	M	40-49 years	NH Other Race		45	73	<50	Region 6	118.4210526	61.64383562
Isabella	M	50-64 years	NH Other Race		116	154	<50	Region 6	236.7346939	75.32467533
Isabella	M	5-11 years	NH Other Race	<=10	<=10			156 Region 6	0.641025641	50
Isabella	M	65-74 years	NH Other Race		133	167	<50	Region 6	443.3333333	79.64071856
Isabella	M	75+ years	NH Other Race		73	86	<50	Region 6	1042.857143	84.88372093
Isabella	M	missing	NH Other Race	<=10	<=10					
Isabella	M	12-15 years	NH White		163	475	1125	Region 6	14.48888889	34.31578947
Isabella	M	16-19 years	NH White		178	421	2459	Region 6	7.238714925	42.28028504
Isabella	M	20-29 years	NH White		594	1473	7286	Region 6	8.152621466	40.32586558
Isabella	M	30-39 years	NH White		651	1226	3282	Region 6	19.83546618	53.0995106
Isabella	M	40-49 years	NH White		741	1213	2823	Region 6	26.24867163	61.08821105
Isabella	M	50-64 years	NH White		1752	2459	4934	Region 6	35.50871504	71.24847499
Isabella	M	5-11 years	NH White		145	470	1803	Region 6	8.042151969	30.85106383
Isabella	M	65-74 years	NH White		1340	1595	2471	Region 6	54.22905706	84.01253919
Isabella	M	75+ years	NH White		794	934	1441	Region 6	55.10062457	85.01070664
Isabella	M	missing	NH White	<=10	<=10					
Isabella	M	under 5 years	NH White	<=10		32				15.625
Isabella	M	12-15 years	Unknown	<=10		29				24.13793103
Isabella	M	16-19 years	Unknown		34	93				36.55913979
Isabella	M	20-29 years	Unknown		107	339				31.56342183
Isabella	M	30-39 years	Unknown		119	311				38.2636656
Isabella	M	40-49 years	Unknown		153	347				44.09221902
Isabella	M	50-64 years	Unknown		335	590				56.77966102
Isabella	M	5-11 years	Unknown	<=10		36				19.44444444
Isabella	M	65-74 years	Unknown		228	331				68.88217523
Isabella	M	75+ years	Unknown		167	256				65.234375
Isabella	M	missing	Unknown	<=10	<=10					
Isabella	M	under 5 years	Unknown	<=10	<=10					0
Isabella	U	30-39 years	NH American Indian/Alaska Native	<=10	<=10					100
Isabella	U	30-39 years	NH Other Race	<=10	<=10					50
Isabella	U	20-29 years	NH White	<=10	<=10					33.33333333
Isabella	U	30-39 years	NH White	<=10	<=10					60

Isabella	U	40-49 years	NH White	<=10	<=10					100	
Isabella	U	50-64 years	NH White	<=10	<=10					50	
Isabella	U	65-74 years	NH White	<=10	<=10					100	
Isabella	U	20-29 years	Unknown	<=10	<=10					0	
Isabella	U	50-64 years	Unknown	<=10	<=10					50	
Isabella	U	65-74 years	Unknown	<=10	<=10					100	
Jackson	F	12-15 years	Hispanic		45	99	230	Region 1	19.56521739	45.45454546	
Jackson	F	16-19 years	Hispanic		27	89	211	Region 1	12.79620853	30.33707865	
Jackson	F	20-29 years	Hispanic		72	199	450	Region 1	16	36.18090452	
Jackson	F	30-39 years	Hispanic		93	205	388	Region 1	23.96907217	45.36585366	
Jackson	F	40-49 years	Hispanic		101	181	280	Region 1	36.07142857	55.80110497	
Jackson	F	50-64 years	Hispanic		155	235	360	Region 1	43.05555556	65.95744681	
Jackson	F	5-11 years	Hispanic		11	73	386	Region 1	2.849740933	15.06849315	
Jackson	F	65-74 years	Hispanic		70	96	111	Region 1	63.06306306	72.91666667	
Jackson	F	75+ years	Hispanic		45	59	77	Region 1	58.44155844	76.27118644	
Jackson	F	missing	Hispanic	<=10	<=10						
Jackson	F	under 5 years	Hispanic	<=10	<=10					0	
Jackson	F	12-15 years	NH American Indian/Alaska Native	<=10	<=10	<50		Region 1	36.36363636	80	
Jackson	F	16-19 years	NH American Indian/Alaska Native	<=10	<=10	<50		Region 1	14.28571429	40	
Jackson	F	20-29 years	NH American Indian/Alaska Native	<=10		24	<50	Region 1	40	33.33333333	
Jackson	F	30-39 years	NH American Indian/Alaska Native	<=10		25	<50	Region 1	30	36	
Jackson	F	40-49 years	NH American Indian/Alaska Native		15	25	<50	Region 1	44.11764706	60	
Jackson	F	50-64 years	NH American Indian/Alaska Native		29	46	61	Region 1	47.54098361	63.04347826	
Jackson	F	5-11 years	NH American Indian/Alaska Native	<=10	<=10	<50		Region 1	0	0	
Jackson	F	65-74 years	NH American Indian/Alaska Native		15	17	<50	Region 1	88.23529412	88.23529412	
Jackson	F	75+ years	NH American Indian/Alaska Native	<=10	<=10	<50		Region 1	120	60	
Jackson	F	missing	NH American Indian/Alaska Native	<=10	<=10						
Jackson	F	12-15 years	NH Asian/Native Hawaiian/Other Pacific Islands		11	22	<50	Region 1	25	50	
Jackson	F	16-19 years	NH Asian/Native Hawaiian/Other Pacific Islands		12	15	<50	Region 1	37.5	80	
Jackson	F	20-29 years	NH Asian/Native Hawaiian/Other Pacific Islands		32	54	117	Region 1	27.35042735	59.25925926	
Jackson	F	30-39 years	NH Asian/Native Hawaiian/Other Pacific Islands		60	91	116	Region 1	51.72413793	65.93406593	
Jackson	F	40-49 years	NH Asian/Native Hawaiian/Other Pacific Islands		42	66	122	Region 1	34.42622951	63.63636364	
Jackson	F	50-64 years	NH Asian/Native Hawaiian/Other Pacific Islands		65	90	137	Region 1	47.44525547	72.22222222	
Jackson	F	5-11 years	NH Asian/Native Hawaiian/Other Pacific Islands		13	45	63	Region 1	20.63492064	28.88888889	
Jackson	F	65-74 years	NH Asian/Native Hawaiian/Other Pacific Islands		25	28	63	Region 1	39.68253968	89.28571429	
Jackson	F	75+ years	NH Asian/Native Hawaiian/Other Pacific Islands		13	20	<50	Region 1	31.70731707	65	
Jackson	F	missing	NH Asian/Native Hawaiian/Other Pacific Islands	<=10	<=10						
Jackson	F	under 5 years	NH Asian/Native Hawaiian/Other Pacific Islands	<=10	<=10					0	
Jackson	F	12-15 years	NH Black		21	83	293	Region 1	7.167235495	25.30120482	
Jackson	F	16-19 years	NH Black		47	128	328	Region 1	14.32926829	36.71875	
Jackson	F	20-29 years	NH Black		93	296	822	Region 1	11.31386861	31.41891892	
Jackson	F	30-39 years	NH Black		112	283	566	Region 1	19.78798587	39.57597173	
Jackson	F	40-49 years	NH Black		152	297	550	Region 1	27.63636364	51.17845118	
Jackson	F	50-64 years	NH Black		356	530	826	Region 1	43.09927361	67.16981132	
Jackson	F	5-11 years	NH Black		16	81	575	Region 1	2.782608696	19.75308642	
Jackson	F	65-74 years	NH Black		227	290	303	Region 1	74.91749175	78.27586207	
Jackson	F	75+ years	NH Black		103	144	227	Region 1	45.37444934	71.52777778	
Jackson	F	missing	NH Black	<=10	<=10						
Jackson	F	under 5 years	NH Black	<=10	<=10						
Jackson	F	12-15 years	NH Other Race	<=10		17		224	Region 1	3.125	41.17647059
Jackson	F	16-19 years	NH Other Race		34	68		214	Region 1	15.88785047	50
Jackson	F	20-29 years	NH Other Race		93	184		396	Region 1	23.48484849	50.54347826
Jackson	F	30-39 years	NH Other Race		92	195		167	Region 1	55.08982036	47.17948718
Jackson	F	40-49 years	NH Other Race		121	199		98	Region 1	123.4693878	60.8040201
Jackson	F	50-64 years	NH Other Race		350	485		160	Region 1	218.75	72.16494845
Jackson	F	5-11 years	NH Other Race	<=10		11		411	Region 1	0.729927007	27.27272727
Jackson	F	65-74 years	NH Other Race		337	406		54	Region 1	624.0740741	83.00492611
Jackson	F	75+ years	NH Other Race		504	621	<50		Region 1	1362.162162	81.15942029
Jackson	F	missing	NH Other Race	<=10	<=10						
Jackson	F	12-15 years	NH White		414	1139		2980	Region 1	13.89261745	36.3476734
Jackson	F	16-19 years	NH White		673	1479		2926	Region 1	23.00068353	45.50371873
Jackson	F	20-29 years	NH White		1546	3343		7634	Region 1	20.25150642	46.24588693
Jackson	F	30-39 years	NH White		2004	3811		7503	Region 1	26.70931627	52.58462346
Jackson	F	40-49 years	NH White		2483	4173		7745	Region 1	32.05939316	59.50155763
Jackson	F	50-64 years	NH White		6849	9608		15063	Region 1	45.46903007	71.28434638
Jackson	F	5-11 years	NH White		274	974		4800	Region 1	5.708333333	28.13141684
Jackson	F	65-74 years	NH White		5253	6368		8213	Region 1	63.95957628	82.49057789
Jackson	F	75+ years	NH White		3562	4375		6502	Region 1	54.78314365	81.41714286
Jackson	F	missing	NH White	<=10	<=10						
Jackson	F	under 5 years	NH White	<=10	<=10						
Jackson	F	12-15 years	Unknown	<=10		14				35.71428571	
Jackson	F	12-15 years	Unknown	<=10		38				23.68421053	
Jackson	F	16-19 years	Unknown		47	138				34.05797101	
Jackson	F	20-29 years	Unknown		155	485				31.95876289	
Jackson	F	30-39 years	Unknown		212	563				37.65541741	
Jackson	F	40-49 years	Unknown		202	536				37.68656716	
Jackson	F	50-64 years	Unknown		544	1148				47.38675958	
Jackson	F	5-11 years	Unknown	<=10		39				12.82051282	
Jackson	F	65-74 years	Unknown		373	615				60.6504065	
Jackson	F	75+ years	Unknown		301	497				60.56338028	
Jackson	F	missing	Unknown	<=10	<=10					0	
Jackson	F	under 5 years	Unknown	<=10	<=10					0	
Jackson	M	12-15 years	Hispanic		39	113		231	Region 1	16.88311688	34.51327434
Jackson	M	16-19 years	Hispanic		20	74		212	Region 1	9.433962264	27.02702703
Jackson	M	20-29 years	Hispanic		58	151		544	Region 1	10.66176471	38.41059603
Jackson	M	30-39 years	Hispanic		60	163		456	Region 1	13.15789474	36.80981595
Jackson	M	40-49 years	Hispanic		105	203		377	Region 1	27.85145889	51.72413793
Jackson	M	50-64 years	Hispanic		114	200		337	Region 1	33.82789318	57
Jackson	M	5-11 years	Hispanic		18	68		429	Region 1	4.195804196	26.47058824
Jackson	M	65-74 years	Hispanic		71	90		127	Region 1	55.90551181	78.88888889
Jackson	M	75+ years	Hispanic		42	55		86	Region 1	48.8372093	76.36363636
Jackson	M	missing	Hispanic	<=10	<=10						
Jackson	M	under 5 years	Hispanic	<=10	<=10						
Jackson	M	12-15 years	NH American Indian/Alaska Native	<=10	<=10	<50		Region 1	10.52631579	28.57142857	
Jackson	M	16-19 years	NH American Indian/Alaska Native	<=10	<=10	<50		Region 1	18.75	42.85714286	

Jackson	M	20-29 years	NH American Indian/Alaska Native	<=10		14	56 Region 1	5.357142857	21.42857143
Jackson	M	30-39 years	NH American Indian/Alaska Native	<=10		15 <50	Region 1	16.21621622	40
Jackson	M	40-49 years	NH American Indian/Alaska Native	<=10		17 <50	Region 1	20.83333333	58.82352941
Jackson	M	50-64 years	NH American Indian/Alaska Native		29	39	66 Region 1	43.93939394	74.35897436
Jackson	M	5-11 years	NH American Indian/Alaska Native	<=10	<=10	<50	Region 1	0	0
Jackson	M	65-74 years	NH American Indian/Alaska Native		11	14 <50	Region 1	32.35294118	78.57142857
Jackson	M	75+ years	NH American Indian/Alaska Native	<=10		11 <50	Region 1	100	81.81818182
Jackson	M	under 5 years	NH American Indian/Alaska Native	<=10	<=10				
Jackson	M	12-15 years	NH Asian/Native Hawaiian/Other Pacific Islands	<=10		23 <50	Region 1	14.28571429	30.43478261
Jackson	M	16-19 years	NH Asian/Native Hawaiian/Other Pacific Islands	<=10		16 <50	Region 1	26.47058824	56.25
Jackson	M	20-29 years	NH Asian/Native Hawaiian/Other Pacific Islands		35	64	111 Region 1	31.53153153	54.6875
Jackson	M	30-39 years	NH Asian/Native Hawaiian/Other Pacific Islands		35	71	111 Region 1	31.53153153	49.29577465
Jackson	M	40-49 years	NH Asian/Native Hawaiian/Other Pacific Islands		33	54	80 Region 1	41.25	61.11111111
Jackson	M	50-64 years	NH Asian/Native Hawaiian/Other Pacific Islands		39	67	89 Region 1	43.82022472	58.20895522
Jackson	M	5-11 years	NH Asian/Native Hawaiian/Other Pacific Islands	<=10		31	55 Region 1	18.18181818	32.25806452
Jackson	M	65-74 years	NH Asian/Native Hawaiian/Other Pacific Islands		12	19	58 Region 1	20.68965517	63.15789474
Jackson	M	75+ years	NH Asian/Native Hawaiian/Other Pacific Islands		11	12 <50	Region 1	30.55555556	91.66666667
Jackson	M	missing	NH Asian/Native Hawaiian/Other Pacific Islands	<=10	<=10				
Jackson	M	under 5 years	NH Asian/Native Hawaiian/Other Pacific Islands	<=10	<=10				
Jackson	M	12-15 years	NH Black		22	75	318 Region 1	6.918238994	29.33333333
Jackson	M	16-19 years	NH Black		27	106	380 Region 1	7.105263158	25.47169811
Jackson	M	20-29 years	NH Black		72	304	1593 Region 1	4.519774011	23.68421053
Jackson	M	30-39 years	NH Black		112	325	1443 Region 1	7.761607762	34.46153846
Jackson	M	40-49 years	NH Black		161	314	1209 Region 1	13.31679074	51.27388535
Jackson	M	50-64 years	NH Black		500	743	1220 Region 1	40.98360656	67.29475101
Jackson	M	5-11 years	NH Black		17	64	605 Region 1	2.809917355	26.5625
Jackson	M	65-74 years	NH Black		230	295	310 Region 1	74.19354839	77.9661017
Jackson	M	75+ years	NH Black		97	132	148 Region 1	65.54054054	73.48484849
Jackson	M	missing	NH Black	<=10	<=10				
Jackson	M	under 5 years	NH Black	<=10	<=10				33.33333333
Jackson	M	12-15 years	NH Other Race	<=10	<=10		262 Region 1	1.908396947	50
Jackson	M	16-19 years	NH Other Race		19	47	211 Region 1	9.004739337	40.42553192
Jackson	M	20-29 years	NH Other Race		59	124	354 Region 1	16.66666667	47.58064516
Jackson	M	30-39 years	NH Other Race		74	169	172 Region 1	43.02325581	43.78698225
Jackson	M	40-49 years	NH Other Race		107	174	107 Region 1	100	61.49425287
Jackson	M	50-64 years	NH Other Race		283	405	121 Region 1	233.8842975	69.87654321
Jackson	M	5-11 years	NH Other Race	<=10	<=10		436 Region 1	0.688073395	30
Jackson	M	65-74 years	NH Other Race		308	359	50 Region 1	616	85.79387187
Jackson	M	75+ years	NH Other Race		256	326 <50	Region 1	800	78.52760736
Jackson	M	missing	NH Other Race	<=10	<=10				
Jackson	M	under 5 years	NH Other Race	<=10	<=10				0
Jackson	M	12-15 years	NH White		356	1139	3130 Region 1	11.37380192	31.25548277
Jackson	M	16-19 years	NH White		461	1215	3155 Region 1	14.61172742	37.94238683
Jackson	M	20-29 years	NH White		1012	2634	8477 Region 1	11.93818568	38.420653
Jackson	M	30-39 years	NH White		1423	3144	7856 Region 1	18.11354379	45.26081425
Jackson	M	40-49 years	NH White		1872	3449	8521 Region 1	21.96925244	54.27660191
Jackson	M	50-64 years	NH White		5571	8218	14977 Region 1	37.19703545	67.7902166
Jackson	M	5-11 years	NH White		232	946	5196 Region 1	4.464973056	24.5243129
Jackson	M	65-74 years	NH White		4342	5347	7714 Region 1	56.2872699	81.20441369
Jackson	M	75+ years	NH White		2586	3180	4698 Region 1	55.04469987	81.32075472
Jackson	M	missing	NH White	<=10	<=10				
Jackson	M	under 5 years	NH White	<=10	<=10	16			31.25
Jackson	M	12-15 years	Unknown		11	40			27.5
Jackson	M	16-19 years	Unknown		39	150			26
Jackson	M	20-29 years	Unknown		165	595			27.73109244
Jackson	M	30-39 years	Unknown		376	1028			36.57587549
Jackson	M	40-49 years	Unknown		600	1346			44.57652303
Jackson	M	50-64 years	Unknown		878	1768			49.66063348
Jackson	M	5-11 years	Unknown		13	51			25.49019608
Jackson	M	65-74 years	Unknown		389	624			62.33974359
Jackson	M	75+ years	Unknown		243	389			62.46786632
Jackson	M	missing	Unknown	<=10	<=10				0
Jackson	M	under 5 years	Unknown	<=10	<=10				0
Jackson	U	30-39 years	Hispanic	<=10	<=10				0
Jackson	U	50-64 years	Hispanic	<=10	<=10				0
Jackson	U	12-15 years	NH Black	<=10	<=10				
Jackson	U	40-49 years	NH Other Race	<=10	<=10				100
Jackson	U	16-19 years	NH White	<=10	<=10				100
Jackson	U	20-29 years	NH White	<=10	<=10				50
Jackson	U	30-39 years	NH White	<=10	<=10				50
Jackson	U	40-49 years	NH White	<=10	<=10				100
Jackson	U	50-64 years	NH White	<=10	<=10				40
Jackson	U	under 5 years	NH White	<=10	<=10				
Jackson	U	20-29 years	Unknown	<=10	<=10				0
Jackson	U	30-39 years	Unknown	<=10	<=10				50
Jackson	U	40-49 years	Unknown	<=10	<=10				0
Jackson	U	50-64 years	Unknown	<=10	<=10				50
Jackson	U	65-74 years	Unknown	<=10	<=10				100
Kalamazoo	F	12-15 years	Hispanic		206	400	505 Region 5	40.79207921	51.5
Kalamazoo	F	16-19 years	Hispanic		175	334	589 Region 5	29.71137521	52.39520958
Kalamazoo	F	20-29 years	Hispanic		397	822	1589 Region 5	24.98426683	48.29683698
Kalamazoo	F	30-39 years	Hispanic		345	623	909 Region 5	37.95379538	55.37720706
Kalamazoo	F	40-49 years	Hispanic		309	533	675 Region 5	45.77777778	57.97373358
Kalamazoo	F	50-64 years	Hispanic		376	542	617 Region 5	60.94003242	69.37269373
Kalamazoo	F	5-11 years	Hispanic		87	280	944 Region 5	9.216101695	31.07142857
Kalamazoo	F	65-74 years	Hispanic		159	183	211 Region 5	75.35545024	86.8852459
Kalamazoo	F	75+ years	Hispanic		78	99	125 Region 5	62.4	78.78787879
Kalamazoo	F	missing	Hispanic	<=10	<=10				
Kalamazoo	F	under 5 years	Hispanic	<=10	<=10				25
Kalamazoo	F	12-15 years	NH American Indian/Alaska Native	<=10	<=10		Region 5	21.05263158	44.44444444
Kalamazoo	F	16-19 years	NH American Indian/Alaska Native	<=10	<=10	17 <50	Region 5	45.45454546	58.82352941
Kalamazoo	F	20-29 years	NH American Indian/Alaska Native		41	73	94 Region 5	43.61702128	56.16438356
Kalamazoo	F	30-39 years	NH American Indian/Alaska Native		42	63	64 Region 5	65.625	66.66666667
Kalamazoo	F	40-49 years	NH American Indian/Alaska Native		46	67	59 Region 5	77.9661017	68.65671642

Kalamazoo	F	50-64 years	NH American Indian/Alaska Native	81	105	104	Region 5	77.88461539	77.14285714
Kalamazoo	F	5-11 years	NH American Indian/Alaska Native	<=10	<=10	<50	Region 5	3.846153846	11.11111111
Kalamazoo	F	65-74 years	NH American Indian/Alaska Native	39	44	<50	Region 5	90.69767442	88.63636364
Kalamazoo	F	75+ years	NH American Indian/Alaska Native	15	24	<50	Region 5	60	62.5
Kalamazoo	F	missing	NH American Indian/Alaska Native	<=10	<=10				
Kalamazoo	F	12-15 years	NH Asian/Native Hawaiian/Other Pacific Islands	86	139	191	Region 5	45.02617801	61.8705036
Kalamazoo	F	16-19 years	NH Asian/Native Hawaiian/Other Pacific Islands	106	146	247	Region 5	42.91497976	72.60273973
Kalamazoo	F	20-29 years	NH Asian/Native Hawaiian/Other Pacific Islands	297	468	1052	Region 5	28.23193916	63.46153846
Kalamazoo	F	30-39 years	NH Asian/Native Hawaiian/Other Pacific Islands	265	381	569	Region 5	46.57293497	69.55380577
Kalamazoo	F	40-49 years	NH Asian/Native Hawaiian/Other Pacific Islands	267	358	592	Region 5	45.10135135	74.58100559
Kalamazoo	F	50-64 years	NH Asian/Native Hawaiian/Other Pacific Islands	290	362	455	Region 5	63.73626374	80.11049724
Kalamazoo	F	5-11 years	NH Asian/Native Hawaiian/Other Pacific Islands	60	172	266	Region 5	22.55639098	34.88372093
Kalamazoo	F	65-74 years	NH Asian/Native Hawaiian/Other Pacific Islands	125	157	186	Region 5	67.20430108	79.6178344
Kalamazoo	F	75+ years	NH Asian/Native Hawaiian/Other Pacific Islands	67	87	125	Region 5	53.6	77.01149425
Kalamazoo	F	missing	NH Asian/Native Hawaiian/Other Pacific Islands	<=10	<=10				
Kalamazoo	F	under 5 years	NH Asian/Native Hawaiian/Other Pacific Islands	<=10	<=10				25
Kalamazoo	F	12-15 years	NH Black	126	380	887	Region 5	14.20518602	33.15789474
Kalamazoo	F	16-19 years	NH Black	197	488	1048	Region 5	18.79770992	40.36885246
Kalamazoo	F	20-29 years	NH Black	497	1452	3527	Region 5	14.09129572	34.22865014
Kalamazoo	F	30-39 years	NH Black	403	1066	1824	Region 5	22.09429825	37.80487805
Kalamazoo	F	40-49 years	NH Black	584	1106	1685	Region 5	34.65875371	52.80289331
Kalamazoo	F	50-64 years	NH Black	1144	1680	2233	Region 5	51.23152709	68.0952381
Kalamazoo	F	5-11 years	NH Black	104	363	1646	Region 5	6.318347509	28.65013774
Kalamazoo	F	65-74 years	NH Black	614	769	923	Region 5	66.52221018	79.84395319
Kalamazoo	F	75+ years	NH Black	332	407	595	Region 5	55.79831933	81.57248157
Kalamazoo	F	missing	NH Black	<=10	<=10				
Kalamazoo	F	under 5 years	NH Black	<=10	<=10				100
Kalamazoo	F	12-15 years	NH Other Race	77	113	461	Region 5	16.70281996	68.14159292
Kalamazoo	F	16-19 years	NH Other Race	151	233	416	Region 5	36.29807692	64.80686695
Kalamazoo	F	20-29 years	NH Other Race	302	513	1169	Region 5	25.83404619	58.86939571
Kalamazoo	F	30-39 years	NH Other Race	294	461	382	Region 5	76.96335079	63.77440347
Kalamazoo	F	40-49 years	NH Other Race	360	500	290	Region 5	124.137931	72
Kalamazoo	F	50-64 years	NH Other Race	655	818	304	Region 5	215.4605263	80.07334963
Kalamazoo	F	5-11 years	NH Other Race	33	78	774	Region 5	4.263565892	42.30769231
Kalamazoo	F	65-74 years	NH Other Race	755	814	108	Region 5	699.0740741	92.75184275
Kalamazoo	F	75+ years	NH Other Race	603	754	77	Region 5	783.1168831	79.9734748
Kalamazoo	F	missing	NH Other Race	<=10	<=10				
Kalamazoo	F	under 5 years	NH Other Race	<=10	<=10				25
Kalamazoo	F	12-15 years	NH White	1509	2795	4137	Region 5	36.47570703	53.98926655
Kalamazoo	F	16-19 years	NH White	1818	2885	5185	Region 5	35.06268081	63.01559792
Kalamazoo	F	20-29 years	NH White	4659	8295	18502	Region 5	25.18106151	56.16636528
Kalamazoo	F	30-39 years	NH White	5506	8499	12434	Region 5	44.28180795	64.78409225
Kalamazoo	F	40-49 years	NH White	5645	8012	11483	Region 5	49.15962728	70.45681478
Kalamazoo	F	50-64 years	NH White	11392	14513	19501	Region 5	58.41751705	78.49514229
Kalamazoo	F	5-11 years	NH White	1432	3331	7218	Region 5	19.83929066	42.99009307
Kalamazoo	F	65-74 years	NH White	8676	9875	11356	Region 5	76.4001409	87.85822785
Kalamazoo	F	75+ years	NH White	6178	7141	9286	Region 5	66.53026061	86.51449377
Kalamazoo	F	missing	NH White	<=10	<=10				
Kalamazoo	F	under 5 years	NH White	26	68				38.23529412
Kalamazoo	F	12-15 years	Unknown	97	174				55.74712644
Kalamazoo	F	16-19 years	Unknown	311	513				60.62378168
Kalamazoo	F	20-29 years	Unknown	770	1642				46.89403167
Kalamazoo	F	30-39 years	Unknown	806	1515				53.20132013
Kalamazoo	F	40-49 years	Unknown	568	1108				51.26353791
Kalamazoo	F	50-64 years	Unknown	902	1560				57.82051282
Kalamazoo	F	5-11 years	Unknown	77	239				32.21757322
Kalamazoo	F	65-74 years	Unknown	452	670				67.46268657
Kalamazoo	F	75+ years	Unknown	364	578				62.97577855
Kalamazoo	F	missing	Unknown	<=10	<=10				0
Kalamazoo	F	under 5 years	Unknown	<=10	<=10				75
Kalamazoo	M	12-15 years	Hispanic	179	385	551	Region 5	32.48638839	46.49350649
Kalamazoo	M	16-19 years	Hispanic	168	364	517	Region 5	32.49516441	46.15384615
Kalamazoo	M	20-29 years	Hispanic	276	692	1557	Region 5	17.72639692	39.88439306
Kalamazoo	M	30-39 years	Hispanic	269	592	956	Region 5	28.13807531	45.43918919
Kalamazoo	M	40-49 years	Hispanic	276	497	793	Region 5	34.80453972	55.5331992
Kalamazoo	M	50-64 years	Hispanic	339	499	571	Region 5	59.36952715	67.93587174
Kalamazoo	M	5-11 years	Hispanic	85	258	988	Region 5	8.603238866	32.94573643
Kalamazoo	M	65-74 years	Hispanic	133	170	200	Region 5	66.5	78.23529412
Kalamazoo	M	75+ years	Hispanic	59	74	102	Region 5	57.84313726	79.72972973
Kalamazoo	M	missing	Hispanic	<=10	<=10				
Kalamazoo	M	under 5 years	Hispanic	<=10	<=10				33.33333333
Kalamazoo	M	12-15 years	NH American Indian/Alaska Native	<=10	16	<50	Region 5	24	37.5
Kalamazoo	M	16-19 years	NH American Indian/Alaska Native	11	22	<50	Region 5	35.48387097	50
Kalamazoo	M	20-29 years	NH American Indian/Alaska Native	28	69	118	Region 5	23.72881356	40.57971015
Kalamazoo	M	30-39 years	NH American Indian/Alaska Native	20	47	72	Region 5	27.77777778	42.55319149
Kalamazoo	M	40-49 years	NH American Indian/Alaska Native	31	53	<50	Region 5	67.39130435	58.49056604
Kalamazoo	M	50-64 years	NH American Indian/Alaska Native	52	76	106	Region 5	49.05660377	68.42105263
Kalamazoo	M	5-11 years	NH American Indian/Alaska Native	<=10	<=10	<50	Region 5	18.75	66.66666667
Kalamazoo	M	65-74 years	NH American Indian/Alaska Native	21	24	<50	Region 5	46.66666667	87.5
Kalamazoo	M	75+ years	NH American Indian/Alaska Native	17	20	<50	Region 5	154.5454546	85
Kalamazoo	M	under 5 years	NH American Indian/Alaska Native	<=10	<=10				
Kalamazoo	M	12-15 years	NH Asian/Native Hawaiian/Other Pacific Islands	57	104	160	Region 5	35.625	54.80769231
Kalamazoo	M	16-19 years	NH Asian/Native Hawaiian/Other Pacific Islands	91	125	205	Region 5	44.3902439	72.8
Kalamazoo	M	20-29 years	NH Asian/Native Hawaiian/Other Pacific Islands	295	517	1242	Region 5	23.75201288	57.05996132
Kalamazoo	M	30-39 years	NH Asian/Native Hawaiian/Other Pacific Islands	209	341	468	Region 5	44.65811966	61.29032258
Kalamazoo	M	40-49 years	NH Asian/Native Hawaiian/Other Pacific Islands	213	304	438	Region 5	48.63013699	70.06578947
Kalamazoo	M	50-64 years	NH Asian/Native Hawaiian/Other Pacific Islands	270	342	428	Region 5	63.08411215	78.94736842
Kalamazoo	M	5-11 years	NH Asian/Native Hawaiian/Other Pacific Islands	79	199	239	Region 5	33.05439331	39.69849246
Kalamazoo	M	65-74 years	NH Asian/Native Hawaiian/Other Pacific Islands	112	139	158	Region 5	70.88607595	80.57553957
Kalamazoo	M	75+ years	NH Asian/Native Hawaiian/Other Pacific Islands	55	63	94	Region 5	58.5106383	87.3015873
Kalamazoo	M	missing	NH Asian/Native Hawaiian/Other Pacific Islands	<=10	<=10				
Kalamazoo	M	under 5 years	NH Asian/Native Hawaiian/Other Pacific Islands	<=10	<=10				0
Kalamazoo	M	12-15 years	NH Black	135	373	969	Region 5	13.93188855	36.19302949
Kalamazoo	M	16-19 years	NH Black	170	428	969	Region 5	17.54385965	39.71962617

Kalamazoo	M	20-29 years	NH Black	343	1104	3016	Region 5	11.37267905	31.06884058
Kalamazoo	M	30-39 years	NH Black	339	874	1773	Region 5	19.12013536	38.78718536
Kalamazoo	M	40-49 years	NH Black	473	925	1658	Region 5	28.52834741	51.13513514
Kalamazoo	M	50-64 years	NH Black	1009	1555	2076	Region 5	48.60308285	64.88745981
Kalamazoo	M	5-11 years	NH Black	113	402	1750	Region 5	6.457142857	28.10945274
Kalamazoo	M	65-74 years	NH Black	558	673	792	Region 5	70.45454546	82.91233284
Kalamazoo	M	75+ years	NH Black	236	291	383	Region 5	61.61879896	81.09965636
Kalamazoo	M	missing	NH Black	<=10	<=10				
Kalamazoo	M	under 5 years	NH Black	<=10	<=10				50
Kalamazoo	M	12-15 years	NH Other Race	53	108	478	Region 5	11.08786611	49.07407407
Kalamazoo	M	16-19 years	NH Other Race	100	193	428	Region 5	23.36448598	51.8134715
Kalamazoo	M	20-29 years	NH Other Race	226	455	981	Region 5	23.03771662	49.67032967
Kalamazoo	M	30-39 years	NH Other Race	239	393	341	Region 5	70.08797654	60.81424936
Kalamazoo	M	40-49 years	NH Other Race	291	435	249	Region 5	116.8674699	66.89655172
Kalamazoo	M	50-64 years	NH Other Race	532	704	216	Region 5	246.2962963	75.56818182
Kalamazoo	M	5-11 years	NH Other Race	34	75	773	Region 5	4.398447607	45.33333333
Kalamazoo	M	65-74 years	NH Other Race	569	643	100	Region 5	569	88.49144635
Kalamazoo	M	75+ years	NH Other Race	397	478	<50	Region 5	992.5	83.05439331
Kalamazoo	M	missing	NH Other Race	<=10	<=10				
Kalamazoo	M	under 5 years	NH Other Race	<=10	<=10				33.33333333
Kalamazoo	M	12-15 years	NH White	1396	2737	4408	Region 5	31.66969147	51.00474973
Kalamazoo	M	16-19 years	NH White	1398	2609	5601	Region 5	24.9598286	53.58374856
Kalamazoo	M	20-29 years	NH White	3578	7282	18562	Region 5	19.27594009	49.13485306
Kalamazoo	M	30-39 years	NH White	4374	7343	12932	Region 5	33.82307454	59.5669345
Kalamazoo	M	40-49 years	NH White	4666	7040	11299	Region 5	41.29568988	66.27840909
Kalamazoo	M	50-64 years	NH White	9340	12684	18303	Region 5	51.02988581	73.63607695
Kalamazoo	M	5-11 years	NH White	1469	3412	7489	Region 5	19.61543597	43.05392732
Kalamazoo	M	65-74 years	NH White	7042	8152	9767	Region 5	72.09992833	86.38370952
Kalamazoo	M	75+ years	NH White	4202	4817	6157	Region 5	68.24752314	87.23271746
Kalamazoo	M	missing	NH White	<=10	<=10				0
Kalamazoo	M	under 5 years	NH White	28	65				43.07692308
Kalamazoo	M	12-15 years	Unknown	66	149				44.29530201
Kalamazoo	M	16-19 years	Unknown	233	508				45.86614173
Kalamazoo	M	20-29 years	Unknown	722	1916				37.68267223
Kalamazoo	M	30-39 years	Unknown	894	1869				47.83306581
Kalamazoo	M	40-49 years	Unknown	574	1225				46.85714286
Kalamazoo	M	50-64 years	Unknown	846	1563				54.12667946
Kalamazoo	M	5-11 years	Unknown	77	255				30.19607843
Kalamazoo	M	65-74 years	Unknown	339	528				64.20454546
Kalamazoo	M	75+ years	Unknown	294	445				66.06741573
Kalamazoo	M	missing	Unknown	<=10	<=10				
Kalamazoo	M	under 5 years	Unknown	<=10	<=10				0
Kalamazoo	U	20-29 years	Hispanic	<=10	<=10				0
Kalamazoo	U	30-39 years	NH Asian/Native Hawaiian/Other Pacific Islands	<=10	<=10				50
Kalamazoo	U	40-49 years	NH Asian/Native Hawaiian/Other Pacific Islands	<=10	<=10				100
Kalamazoo	U	50-64 years	NH Asian/Native Hawaiian/Other Pacific Islands	<=10	<=10				100
Kalamazoo	U	65-74 years	NH Asian/Native Hawaiian/Other Pacific Islands	<=10	<=10				100
Kalamazoo	U	30-39 years	NH Black	<=10	<=10				0
Kalamazoo	U	40-49 years	NH Black	<=10	<=10				66.66666667
Kalamazoo	U	50-64 years	NH Black	<=10	<=10				100
Kalamazoo	U	20-29 years	NH Other Race	<=10	<=10				100
Kalamazoo	U	40-49 years	NH Other Race	<=10	<=10				100
Kalamazoo	U	50-64 years	NH Other Race	<=10	<=10				50
Kalamazoo	U	16-19 years	NH White	<=10	<=10				100
Kalamazoo	U	20-29 years	NH White	<=10		13			53.846154
Kalamazoo	U	30-39 years	NH White		17	23			73.91304348
Kalamazoo	U	40-49 years	NH White		11	14			78.57142857
Kalamazoo	U	50-64 years	NH White		22	25			88
Kalamazoo	U	5-11 years	NH White	<=10	<=10				100
Kalamazoo	U	65-74 years	NH White	<=10	<=10				0
Kalamazoo	U	12-15 years	Unknown	<=10	<=10				100
Kalamazoo	U	16-19 years	Unknown	<=10	<=10				0
Kalamazoo	U	20-29 years	Unknown		17	59			28.81355932
Kalamazoo	U	30-39 years	Unknown	<=10		28			35.71428571
Kalamazoo	U	40-49 years	Unknown		11	34			32.35294118
Kalamazoo	U	50-64 years	Unknown		31	81			38.27160494
Kalamazoo	U	65-74 years	Unknown	<=10	<=10				37.5
Kalamazoo	U	75+ years	Unknown	<=10	<=10				0
Kalkaska	F	12-15 years	Hispanic	<=10	<=10	<50	Region 7	0	0
Kalkaska	F	16-19 years	Hispanic	<=10	<=10	<50	Region 7	10	20
Kalkaska	F	20-29 years	Hispanic	<=10	<=10	<50	Region 7	27.77777778	62.5
Kalkaska	F	30-39 years	Hispanic	<=10	<=10	<50	Region 7	8.823529412	37.5
Kalkaska	F	40-49 years	Hispanic	<=10	<=10	<50	Region 7	11.11111111	50
Kalkaska	F	50-64 years	Hispanic		11	16	<50	Region 7	78.57142857
Kalkaska	F	65-74 years	Hispanic	<=10	<=10	<50	Region 7	40	100
Kalkaska	F	75+ years	Hispanic	<=10	<=10	<50	Region 7	30	75
Kalkaska	F	12-15 years	NH American Indian/Alaska Native	<=10	<=10	<50	Region 7	33.33333333	33.33333333
Kalkaska	F	16-19 years	NH American Indian/Alaska Native	<=10	<=10	<50	Region 7	100	33.33333333
Kalkaska	F	20-29 years	NH American Indian/Alaska Native	<=10	<=10	<50	Region 7	9.090909091	16.66666667
Kalkaska	F	30-39 years	NH American Indian/Alaska Native	<=10	<=10	<50	Region 7	40	80
Kalkaska	F	40-49 years	NH American Indian/Alaska Native	<=10	<=10	<50	Region 7	40	57.14285714
Kalkaska	F	50-64 years	NH American Indian/Alaska Native	<=10		11	<50	Region 7	33.33333333
Kalkaska	F	5-11 years	NH American Indian/Alaska Native	<=10	<=10	<50	Region 7	0	0
Kalkaska	F	65-74 years	NH American Indian/Alaska Native	<=10	<=10	<50	Region 7	12.5	50
Kalkaska	F	75+ years	NH American Indian/Alaska Native	<=10	<=10	<50	Region 7	0	0
Kalkaska	F	20-29 years	NH Asian/Native Hawaiian/Other Pacific Islands	<=10	<=10	<50	Region 7	33.33333333	100
Kalkaska	F	30-39 years	NH Asian/Native Hawaiian/Other Pacific Islands	<=10	<=10	<50	Region 7	0	0
Kalkaska	F	40-49 years	NH Asian/Native Hawaiian/Other Pacific Islands	<=10	<=10	<50	Region 7	42.85714286	75
Kalkaska	F	50-64 years	NH Asian/Native Hawaiian/Other Pacific Islands	<=10	<=10	<50	Region 7	31.57894737	66.66666667
Kalkaska	F	5-11 years	NH Asian/Native Hawaiian/Other Pacific Islands	<=10	<=10	<50	Region 7	0	0
Kalkaska	F	65-74 years	NH Asian/Native Hawaiian/Other Pacific Islands	<=10	<=10	<50	Region 7	33.33333333	66.66666667
Kalkaska	F	75+ years	NH Asian/Native Hawaiian/Other Pacific Islands	<=10	<=10	<50	Region 7	33.33333333	100
Kalkaska	F	16-19 years	NH Black	<=10	<=10	<50	Region 7	0	0
Kalkaska	F	20-29 years	NH Black	<=10	<=10	<50	Region 7	0	0

Kalkaska	F	30-39 years	NH Black	<=10	<=10	<50	Region 7	100	42.85714286
Kalkaska	F	40-49 years	NH Black	<=10	<=10	<50	Region 7	25	100
Kalkaska	F	50-64 years	NH Black	<=10	<=10	<50	Region 7	25	33.33333333
Kalkaska	F	65-74 years	NH Black	<=10	<=10	<50	Region 7	100	100
Kalkaska	F	75+ years	NH Black	<=10	<=10	<50	Region 7	50	100
Kalkaska	F	12-15 years	NH Other Race	<=10	<=10	<50	Region 7	6.666666667	100
Kalkaska	F	16-19 years	NH Other Race	<=10	<=10	<50	Region 7	0	0
Kalkaska	F	20-29 years	NH Other Race	<=10	<=10	19 <50	Region 7	56.25	47.36842105
Kalkaska	F	30-39 years	NH Other Race	<=10	<=10	14 <50	Region 7	30	42.85714286
Kalkaska	F	40-49 years	NH Other Race		12	18 <50	Region 7	85.71428571	66.66666667
Kalkaska	F	50-64 years	NH Other Race		59	79 <50	Region 7	310.5263158	74.6835443
Kalkaska	F	65-74 years	NH Other Race		97	114 <50	Region 7	692.8571429	85.0877193
Kalkaska	F	75+ years	NH Other Race		70	81 <50	Region 7	1400	86.41975309
Kalkaska	F	missing	NH Other Race	<=10	<=10				
Kalkaska	F	under 5 years	NH Other Race	<=10	<=10				
Kalkaska	F	12-15 years	NH White		29	97	402 Region 7	7.213930348	29.89690722
Kalkaska	F	16-19 years	NH White		67	148	314 Region 7	21.33757962	45.27027027
Kalkaska	F	20-29 years	NH White		113	294	877 Region 7	12.88483466	38.43537415
Kalkaska	F	30-39 years	NH White		157	350	1003 Region 7	15.65304088	44.85714286
Kalkaska	F	40-49 years	NH White		209	406	934 Region 7	22.37687366	51.47783251
Kalkaska	F	50-64 years	NH White		648	991	1940 Region 7	33.40206186	65.38849647
Kalkaska	F	5-11 years	NH White		24	78	642 Region 7	3.738317757	30.76923077
Kalkaska	F	65-74 years	NH White		454	560	1055 Region 7	43.03317536	81.07142857
Kalkaska	F	75+ years	NH White		262	337	720 Region 7	36.38888889	77.74480712
Kalkaska	F	missing	NH White	<=10	<=10				
Kalkaska	F	under 5 years	NH White	<=10	<=10				0
Kalkaska	F	12-15 years	Unknown	<=10	<=10				0
Kalkaska	F	16-19 years	Unknown	<=10	<=10				55.55555556
Kalkaska	F	20-29 years	Unknown		20	58			34.48275862
Kalkaska	F	30-39 years	Unknown		26	68			38.23529412
Kalkaska	F	40-49 years	Unknown		36	82			43.90243902
Kalkaska	F	50-64 years	Unknown		147	267			55.05617978
Kalkaska	F	5-11 years	Unknown	<=10	<=10				33.33333333
Kalkaska	F	65-74 years	Unknown		145	216			67.12962963
Kalkaska	F	75+ years	Unknown		185	258			71.70542636
Kalkaska	F	missing	Unknown	<=10	<=10				
Kalkaska	F	under 5 years	Unknown	<=10	<=10				
Kalkaska	M	12-15 years	Hispanic	<=10	<=10	<50	Region 7	11.76470588	0
Kalkaska	M	16-19 years	Hispanic	<=10	<=10	<50	Region 7	6.25	100
Kalkaska	M	20-29 years	Hispanic	<=10	<=10	19 <50	Region 7	8	10.52631579
Kalkaska	M	30-39 years	Hispanic	<=10	<=10	17 <50	Region 7	2.857142857	5.882352941
Kalkaska	M	40-49 years	Hispanic	<=10	<=10	<50	Region 7	21.05263158	44.44444444
Kalkaska	M	50-64 years	Hispanic	<=10	<=10	13 <50	Region 7	33.33333333	53.84615385
Kalkaska	M	5-11 years	Hispanic	<=10	<=10	<50	Region 7	2.941176471	100
Kalkaska	M	65-74 years	Hispanic	<=10	<=10	<50	Region 7	44.44444444	80
Kalkaska	M	75+ years	Hispanic	<=10	<=10	<50	Region 7	0	0
Kalkaska	M	12-15 years	NH American Indian/Alaska Native	<=10	<=10	<50	Region 7	0	0
Kalkaska	M	16-19 years	NH American Indian/Alaska Native	<=10	<=10	<50	Region 7	25	50
Kalkaska	M	20-29 years	NH American Indian/Alaska Native	<=10	<=10	<50	Region 7	25	50
Kalkaska	M	30-39 years	NH American Indian/Alaska Native	<=10	<=10	<50	Region 7	0	0
Kalkaska	M	40-49 years	NH American Indian/Alaska Native	<=10	<=10	<50	Region 7	0	0
Kalkaska	M	50-64 years	NH American Indian/Alaska Native	<=10	<=10	<50	Region 7	13.04347826	100
Kalkaska	M	5-11 years	NH American Indian/Alaska Native	<=10	<=10	<50	Region 7	16.66666667	20
Kalkaska	M	65-74 years	NH American Indian/Alaska Native	<=10	<=10	<50	Region 7	71.42857143	83.33333333
Kalkaska	M	75+ years	NH American Indian/Alaska Native	<=10	<=10	<50	Region 7	25	50
Kalkaska	M	20-29 years	NH Asian/Native Hawaiian/Other Pacific Islands	<=10	<=10	<50	Region 7	0	0
Kalkaska	M	30-39 years	NH Asian/Native Hawaiian/Other Pacific Islands	<=10	<=10	<50	Region 7	0	0
Kalkaska	M	40-49 years	NH Asian/Native Hawaiian/Other Pacific Islands	<=10	<=10	<50	Region 7	25	50
Kalkaska	M	50-64 years	NH Asian/Native Hawaiian/Other Pacific Islands	<=10	<=10	<50	Region 7	20	100
Kalkaska	M	5-11 years	NH Asian/Native Hawaiian/Other Pacific Islands	<=10	<=10	<50	Region 7	0	0
Kalkaska	M	65-74 years	NH Asian/Native Hawaiian/Other Pacific Islands	<=10	<=10	<50	Region 7	150	100
Kalkaska	M	16-19 years	NH Black	<=10	<=10	<50	Region 7	0	0
Kalkaska	M	20-29 years	NH Black	<=10	<=10	<50	Region 7	0	0
Kalkaska	M	30-39 years	NH Black	<=10	<=10	<50	Region 7	11.11111111	50
Kalkaska	M	40-49 years	NH Black	<=10	<=10	<50	Region 7	14.28571429	100
Kalkaska	M	50-64 years	NH Black	<=10	<=10	<50	Region 7	18.18181818	100
Kalkaska	M	5-11 years	NH Black	<=10	<=10	<50	Region 7	0	0
Kalkaska	M	65-74 years	NH Black	<=10	<=10	<50	Region 7	0	0
Kalkaska	M	75+ years	NH Black	<=10	<=10	<50	Region 7		100
Kalkaska	M	16-19 years	NH Other Race	<=10	<=10	<50	Region 7	8.333333333	50
Kalkaska	M	20-29 years	NH Other Race	<=10	<=10	<50	Region 7	8.823529412	42.85714286
Kalkaska	M	30-39 years	NH Other Race	<=10	<=10	<50	Region 7	15.38461539	25
Kalkaska	M	40-49 years	NH Other Race		11	18 <50	Region 7	64.70588235	61.11111111
Kalkaska	M	50-64 years	NH Other Race		42	64 <50	Region 7	210	65.625
Kalkaska	M	5-11 years	NH Other Race	<=10	<=10	<50	Region 7	0	0
Kalkaska	M	65-74 years	NH Other Race		80	99 <50	Region 7	400	80.80808081
Kalkaska	M	75+ years	NH Other Race		66	74 <50	Region 7	2200	89.18918919
Kalkaska	M	missing	NH Other Race	<=10	<=10				
Kalkaska	M	12-15 years	NH White		31	92	402 Region 7	7.711442786	33.69565217
Kalkaska	M	16-19 years	NH White		28	99	367 Region 7	7.629427793	28.28282828
Kalkaska	M	20-29 years	NH White		74	236	894 Region 7	8.277404922	31.3559322
Kalkaska	M	30-39 years	NH White		132	298	1018 Region 7	12.96660118	44.29530201
Kalkaska	M	40-49 years	NH White		155	327	1009 Region 7	15.3617443	47.40061162
Kalkaska	M	50-64 years	NH White		583	947	2004 Region 7	29.09181637	61.56282999
Kalkaska	M	5-11 years	NH White		18	79	680 Region 7	2.647058824	22.78481013
Kalkaska	M	65-74 years	NH White		494	624	1172 Region 7	42.15017065	79.16666667
Kalkaska	M	75+ years	NH White		223	283	656 Region 7	33.99390244	78.79858657
Kalkaska	M	missing	NH White	<=10	<=10				
Kalkaska	M	under 5 years	NH White	<=10	<=10				0
Kalkaska	M	12-15 years	Unknown	<=10	<=10				37.5
Kalkaska	M	16-19 years	Unknown	<=10	<=10	16			25
Kalkaska	M	20-29 years	Unknown		12	46			26.08695652
Kalkaska	M	30-39 years	Unknown		20	61			32.78688525
Kalkaska	M	40-49 years	Unknown		37	90			41.11111111

Kalkaska	M	50-64 years	Unknown		128	229			55.89519651
Kalkaska	M	5-11 years	Unknown	<=10	<=10				0
Kalkaska	M	65-74 years	Unknown		168	249			67.46987952
Kalkaska	M	75+ years	Unknown		139	197			70.55837564
Kalkaska	M	missing	Unknown	<=10	<=10				0
Kalkaska	M	under 5 years	Unknown	<=10	<=10				0
Kalkaska	U	20-29 years	NH White	<=10	<=10				100
Kalkaska	U	30-39 years	NH White	<=10	<=10				100
Kalkaska	U	65-74 years	NH White	<=10	<=10				100
Kent	F	12-15 years	Hispanic		873	2071	3127 Region 6	27.9181324	42.15354901
Kent	F	16-19 years	Hispanic		871	1955	2888 Region 6	30.15927978	44.55242967
Kent	F	20-29 years	Hispanic		1653	3859	5936 Region 6	27.84703504	42.83493133
Kent	F	30-39 years	Hispanic		1612	3161	4803 Region 6	33.56235686	50.99652009
Kent	F	40-49 years	Hispanic		1856	3320	4227 Region 6	43.90820913	55.90361446
Kent	F	50-64 years	Hispanic		2052	3125	3544 Region 6	57.9006772	65.664
Kent	F	5-11 years	Hispanic		511	1709	5189 Region 6	9.847754866	29.90052662
Kent	F	65-74 years	Hispanic		638	852	1085 Region 6	58.80184332	74.88262911
Kent	F	75+ years	Hispanic		330	463	678 Region 6	48.67256637	71.27429806
Kent	F	missing	Hispanic	<=10	<=10				
Kent	F	under 5 years	Hispanic	<=10	<=10				32.14285714
Kent	F	12-15 years	NH American Indian/Alaska Native	<=10		18	51 Region 6	13.7254902	38.88888889
Kent	F	16-19 years	NH American Indian/Alaska Native		27	46 <50	Region 6	72.97297297	58.69565217
Kent	F	20-29 years	NH American Indian/Alaska Native		101	196	194 Region 6	52.06185567	51.53061225
Kent	F	30-39 years	NH American Indian/Alaska Native		106	176	184 Region 6	57.60869565	60.22727273
Kent	F	40-49 years	NH American Indian/Alaska Native		106	153	145 Region 6	73.10344828	69.28104575
Kent	F	50-64 years	NH American Indian/Alaska Native		186	253	197 Region 6	94.41624366	73.51778656
Kent	F	5-11 years	NH American Indian/Alaska Native	<=10		18	116 Region 6	6.034482759	38.88888889
Kent	F	65-74 years	NH American Indian/Alaska Native		66	80	83 Region 6	79.51807229	82.5
Kent	F	75+ years	NH American Indian/Alaska Native		45	53 <50	Region 6	125	84.90560638
Kent	F	under 5 years	NH American Indian/Alaska Native	<=10	<=10				0
Kent	F	12-15 years	NH Asian/Native Hawaiian/Other Pacific Islands		177	316	647 Region 6	27.35703246	56.01265823
Kent	F	16-19 years	NH Asian/Native Hawaiian/Other Pacific Islands		274	399	717 Region 6	38.21478382	68.6716792
Kent	F	20-29 years	NH Asian/Native Hawaiian/Other Pacific Islands		672	1062	1909 Region 6	35.20167627	63.27683616
Kent	F	30-39 years	NH Asian/Native Hawaiian/Other Pacific Islands		756	1159	2015 Region 6	37.51861042	65.22864538
Kent	F	40-49 years	NH Asian/Native Hawaiian/Other Pacific Islands		712	981	1887 Region 6	37.7318495	72.57900102
Kent	F	50-64 years	NH Asian/Native Hawaiian/Other Pacific Islands		838	1122	1492 Region 6	56.16621984	74.68805704
Kent	F	5-11 years	NH Asian/Native Hawaiian/Other Pacific Islands		229	642	883 Region 6	25.93431484	35.66978193
Kent	F	65-74 years	NH Asian/Native Hawaiian/Other Pacific Islands		379	467	692 Region 6	54.76878613	81.15631692
Kent	F	75+ years	NH Asian/Native Hawaiian/Other Pacific Islands		155	181	397 Region 6	39.04282116	85.63535912
Kent	F	missing	NH Asian/Native Hawaiian/Other Pacific Islands	<=10	<=10				
Kent	F	under 5 years	NH Asian/Native Hawaiian/Other Pacific Islands	<=10	<=10				11.76470588
Kent	F	12-15 years	NH Black		299	829	1967 Region 6	15.20081342	36.06755127
Kent	F	16-19 years	NH Black		365	958	2002 Region 6	18.23176823	38.10020877
Kent	F	20-29 years	NH Black		829	2504	5513 Region 6	15.03718484	33.10702875
Kent	F	30-39 years	NH Black		942	2397	4274 Region 6	22.04024333	39.29912391
Kent	F	40-49 years	NH Black		1288	2422	3850 Region 6	33.45454546	53.17919075
Kent	F	50-64 years	NH Black		2583	3823	5329 Region 6	48.47063239	67.56473973
Kent	F	5-11 years	NH Black		234	838	3587 Region 6	6.52355729	27.92362769
Kent	F	65-74 years	NH Black		1356	1688	1997 Region 6	67.90185278	80.33175356
Kent	F	75+ years	NH Black		688	867	1232 Region 6	55.84415584	79.35409458
Kent	F	missing	NH Black	<=10	<=10				
Kent	F	under 5 years	NH Black	<=10	<=10				18.18181818
Kent	F	12-15 years	NH Other Race		90	186	892 Region 6	10.0896861	48.38709677
Kent	F	16-19 years	NH Other Race		290	454	786 Region 6	36.8956743	63.87665198
Kent	F	20-29 years	NH Other Race		818	1498	1686 Region 6	48.51720047	54.60614152
Kent	F	30-39 years	NH Other Race		958	1494	912 Region 6	105.0438597	64.1231593
Kent	F	40-49 years	NH Other Race		872	1294	580 Region 6	150.3448276	67.38794436
Kent	F	50-64 years	NH Other Race		1671	2230	587 Region 6	284.6678024	74.93273543
Kent	F	5-11 years	NH Other Race		68	169	1490 Region 6	4.563758389	40.23668639
Kent	F	65-74 years	NH Other Race		1568	1806	211 Region 6	743.1279621	86.82170543
Kent	F	75+ years	NH Other Race		1393	1784	89 Region 6	1565.168539	78.08295964
Kent	F	missing	NH Other Race	<=10	<=10				
Kent	F	under 5 years	NH Other Race	<=10	<=10				0
Kent	F	12-15 years	NH White		3133	6427	10517 Region 6	29.78986403	48.7474716
Kent	F	16-19 years	NH White		4001	6896	10440 Region 6	38.32375479	58.01914153
Kent	F	20-29 years	NH White		13019	22759	34296 Region 6	37.96069513	57.20374357
Kent	F	30-39 years	NH White		15274	23242	34991 Region 6	43.6512246	65.71723604
Kent	F	40-49 years	NH White		13046	19086	28015 Region 6	46.56791005	68.35376716
Kent	F	50-64 years	NH White		26107	34866	49804 Region 6	52.41948438	74.87810474
Kent	F	5-11 years	NH White		3200	8294	18235 Region 6	17.54867014	38.58210755
Kent	F	65-74 years	NH White		17727	20913	25094 Region 6	70.64238463	84.76545689
Kent	F	75+ years	NH White		13017	15530	20094 Region 6	64.7805315	83.81841597
Kent	F	missing	NH White	<=10	<=10				
Kent	F	under 5 years	NH White		167	700			23.85714286
Kent	F	12-15 years	Unknown		208	387			53.74677003
Kent	F	16-19 years	Unknown		315	691			45.58610709
Kent	F	20-29 years	Unknown		1267	3044			41.62286465
Kent	F	30-39 years	Unknown		1266	2700			46.88888889
Kent	F	40-49 years	Unknown		700	1578			44.3599493
Kent	F	50-64 years	Unknown		1239	2432			50.94572368
Kent	F	5-11 years	Unknown		181	536			33.76865672
Kent	F	65-74 years	Unknown		600	987			60.79027356
Kent	F	75+ years	Unknown		462	802			57.60598504
Kent	F	missing	Unknown	<=10	<=10				
Kent	F	under 5 years	Unknown		20	76			26.31578947
Kent	M	12-15 years	Hispanic		854	1971	3212 Region 6	26.58779577	43.32825977
Kent	M	16-19 years	Hispanic		614	1716	2793 Region 6	21.98353025	35.78088578
Kent	M	20-29 years	Hispanic		1046	3397	6411 Region 6	16.31570738	30.79187518
Kent	M	30-39 years	Hispanic		1265	3014	5298 Region 6	23.87693469	41.97080292
Kent	M	40-49 years	Hispanic		1445	2975	4236 Region 6	34.11237016	48.57142857
Kent	M	50-64 years	Hispanic		1943	3028	3847 Region 6	50.50688849	64.1677675
Kent	M	5-11 years	Hispanic		513	1707	5354 Region 6	9.581621218	30.05272408
Kent	M	65-74 years	Hispanic		616	845	997 Region 6	61.78535607	72.89940828
Kent	M	75+ years	Hispanic		253	323	437 Region 6	57.89473684	78.32817338

Kent	U	20-29 years	NH White		18	24					75
Kent	U	30-39 years	NH White		29	47					61.70212766
Kent	U	40-49 years	NH White		14	21					66.66666667
Kent	U	50-64 years	NH White		25	33					75.75757576
Kent	U	65-74 years	NH White	<=10	<=10						50
Kent	U	75+ years	NH White	<=10	<=10						75
Kent	U	12-15 years	Unknown	<=10	<=10						0
Kent	U	20-29 years	Unknown	<=10	<=10						22.22222222
Kent	U	30-39 years	Unknown	<=10	<=10						30
Kent	U	40-49 years	Unknown	<=10	<=10						40
Kent	U	50-64 years	Unknown	<=10	<=10	15					20
Kent	U	5-11 years	Unknown	<=10	<=10						100
Kent	U	75+ years	Unknown	<=10	<=10						0
Kent	U	missing	Unknown	<=10	<=10						
Kent	U	under 5 years	Unknown	<=10	<=10						100
Keweenaw	F	12-15 years	Hispanic	<=10	<=10	<50	Region 8			0	0
Keweenaw	F	40-49 years	Hispanic	<=10	<=10	<50	Region 8			50	100
Keweenaw	F	50-64 years	Hispanic	<=10	<=10	<50	Region 8			50	100
Keweenaw	F	65-74 years	Hispanic	<=10	<=10	<50	Region 8			20	100
Keweenaw	F	20-29 years	NH American Indian/Alaska Native	<=10	<=10	<50	Region 8				0
Keweenaw	F	50-64 years	NH American Indian/Alaska Native	<=10	<=10	<50	Region 8	33.33333333			100
Keweenaw	F	65-74 years	NH Asian/Native Hawaiian/Other Pacific Islands	<=10	<=10	<50	Region 8				100
Keweenaw	F	12-15 years	NH Black	<=10	<=10	<50	Region 8				0
Keweenaw	F	50-64 years	NH Black	<=10	<=10	<50	Region 8				100
Keweenaw	F	5-11 years	NH Black	<=10	<=10	<50	Region 8			0	0
Keweenaw	F	20-29 years	NH Other Race	<=10	<=10	<50	Region 8				100
Keweenaw	F	30-39 years	NH Other Race	<=10	<=10	<50	Region 8			50	100
Keweenaw	F	40-49 years	NH Other Race	<=10	<=10	<50	Region 8	33.33333333			100
Keweenaw	F	50-64 years	NH Other Race	<=10	<=10	<50	Region 8			300	90
Keweenaw	F	65-74 years	NH Other Race	<=10	<=10	<50	Region 8	266.6666667			100
Keweenaw	F	75+ years	NH Other Race	<=10	<=10	<50	Region 8				100
Keweenaw	F	missing	NH Other Race	<=10	<=10						
Keweenaw	F	12-15 years	NH White	<=10	<=10	11 <50	Region 8	9.523809524			36.36363636
Keweenaw	F	16-19 years	NH White	<=10	<=10	<50	Region 8	12.19512195			62.5
Keweenaw	F	20-29 years	NH White		13	28	63 Region 8	20.63492064			46.42857143
Keweenaw	F	30-39 years	NH White		14	27	66 Region 8	21.21212121			51.85185185
Keweenaw	F	40-49 years	NH White		19	35	92 Region 8	20.65217391			54.28571429
Keweenaw	F	50-64 years	NH White		77	109	233 Region 8	33.0472103			70.64220184
Keweenaw	F	5-11 years	NH White	<=10	<=10	<50	Region 8	2.272727273			11.11111111
Keweenaw	F	65-74 years	NH White		110	133	219 Region 8	50.2283105			82.70676692
Keweenaw	F	75+ years	NH White		62	73	149 Region 8	41.61073826			84.93150685
Keweenaw	F	missing	NH White	<=10	<=10						
Keweenaw	F	under 5 years	NH White	<=10	<=10						
Keweenaw	F	12-15 years	Unknown	<=10	<=10						100
Keweenaw	F	16-19 years	Unknown	<=10	<=10						0
Keweenaw	F	20-29 years	Unknown	<=10	<=10						22.22222222
Keweenaw	F	30-39 years	Unknown	<=10	<=10						33.33333333
Keweenaw	F	40-49 years	Unknown		11	16					68.75
Keweenaw	F	50-64 years	Unknown		32	53					60.37735849
Keweenaw	F	5-11 years	Unknown	<=10	<=10						0
Keweenaw	F	65-74 years	Unknown		34	44					77.27272727
Keweenaw	F	75+ years	Unknown		20	25					80
Keweenaw	F	missing	Unknown	<=10	<=10						
Keweenaw	M	12-15 years	Hispanic	<=10	<=10	<50	Region 8			0	0
Keweenaw	M	40-49 years	Hispanic	<=10	<=10	<50	Region 8			100	100
Keweenaw	M	50-64 years	Hispanic	<=10	<=10	<50	Region 8			100	100
Keweenaw	M	5-11 years	Hispanic	<=10	<=10	<50	Region 8			0	0
Keweenaw	M	75+ years	Hispanic	<=10	<=10	<50	Region 8			50	100
Keweenaw	M	30-39 years	NH Asian/Native Hawaiian/Other Pacific Islands	<=10	<=10	<50	Region 8				0
Keweenaw	M	16-19 years	NH Other Race	<=10	<=10	<50	Region 8				0
Keweenaw	M	20-29 years	NH Other Race	<=10	<=10	<50	Region 8	33.33333333			100
Keweenaw	M	30-39 years	NH Other Race	<=10	<=10	<50	Region 8				50
Keweenaw	M	40-49 years	NH Other Race	<=10	<=10	<50	Region 8				100
Keweenaw	M	50-64 years	NH Other Race	<=10	<=10	<50	Region 8				88.88888889
Keweenaw	M	65-74 years	NH Other Race		11	12 <50	Region 8			1100	91.66666667
Keweenaw	M	75+ years	NH Other Race	<=10	<=10	<50	Region 8			200	57.14285714
Keweenaw	M	missing	NH Other Race	<=10	<=10						
Keweenaw	M	under 5 years	NH Other Race	<=10	<=10						
Keweenaw	M	12-15 years	NH White	<=10	<=10	<50	Region 8	3.03030303			25
Keweenaw	M	16-19 years	NH White	<=10	<=10	<50	Region 8			6.25	22.22222222
Keweenaw	M	20-29 years	NH White	<=10	<=10	18	77 Region 8	3.896103896			16.66666667
Keweenaw	M	30-39 years	NH White		13	29	78 Region 8	16.66666667			44.82758621
Keweenaw	M	40-49 years	NH White	<=10	<=10	25	93 Region 8	10.75268817			40
Keweenaw	M	50-64 years	NH White		76	96	234 Region 8	32.47863248			79.16666667
Keweenaw	M	5-11 years	NH White	<=10	<=10		56 Region 8	1.785714286			11.11111111
Keweenaw	M	65-74 years	NH White		101	125	259 Region 8	38.996139			80.8
Keweenaw	M	75+ years	NH White		65	76	159 Region 8	40.88050315			85.52631579
Keweenaw	M	missing	NH White	<=10	<=10						
Keweenaw	M	under 5 years	NH White	<=10	<=10						0
Keweenaw	M	16-19 years	Unknown	<=10	<=10						100
Keweenaw	M	20-29 years	Unknown	<=10	<=10						11.11111111
Keweenaw	M	30-39 years	Unknown	<=10	<=10						38.46153846
Keweenaw	M	40-49 years	Unknown		14	30					46.66666667
Keweenaw	M	50-64 years	Unknown		35	53					66.03773585
Keweenaw	M	65-74 years	Unknown		35	46					76.08695652
Keweenaw	M	75+ years	Unknown		18	27					66.66666667
Keweenaw	M	missing	Unknown	<=10	<=10						
Lake	F	12-15 years	Hispanic	<=10	<=10	<50	Region 6			0	0
Lake	F	16-19 years	Hispanic	<=10	<=10	<50	Region 6			10	33.33333333
Lake	F	20-29 years	Hispanic	<=10	<=10	<50	Region 6	15.78947368			60
Lake	F	30-39 years	Hispanic	<=10	<=10	<50	Region 6			0	0
Lake	F	40-49 years	Hispanic	<=10	<=10	<50	Region 6			0	0
Lake	F	50-64 years	Hispanic	<=10	<=10	14 <50	Region 6			45	64.28571429
Lake	F	65-74 years	Hispanic	<=10	<=10	<50	Region 6	71.42857143			100

Lake	F	75+ years	Hispanic	<=10	<=10	<50	Region 6	22.22222222	100
Lake	F	missing	Hispanic	<=10	<=10				
Lake	F	12-15 years	NH American Indian/Alaska Native	<=10	<=10	<50	Region 6		50
Lake	F	16-19 years	NH American Indian/Alaska Native	<=10	<=10	<50	Region 6	0	0
Lake	F	20-29 years	NH American Indian/Alaska Native	<=10	<=10	<50	Region 6	0	0
Lake	F	30-39 years	NH American Indian/Alaska Native	<=10	<=10	<50	Region 6	50	100
Lake	F	40-49 years	NH American Indian/Alaska Native	<=10	<=10	<50	Region 6	25	50
Lake	F	50-64 years	NH American Indian/Alaska Native	<=10	<=10	<50	Region 6	27.77777778	100
Lake	F	65-74 years	NH American Indian/Alaska Native	<=10	<=10	<50	Region 6	11.11111111	100
Lake	F	75+ years	NH American Indian/Alaska Native	<=10	<=10	<50	Region 6	20	50
Lake	F	20-29 years	NH Asian/Native Hawaiian/Other Pacific Islands	<=10	<=10	<50	Region 6	0	0
Lake	F	30-39 years	NH Asian/Native Hawaiian/Other Pacific Islands	<=10	<=10	<50	Region 6	50	33.33333333
Lake	F	40-49 years	NH Asian/Native Hawaiian/Other Pacific Islands	<=10	<=10	<50	Region 6	0	0
Lake	F	50-64 years	NH Asian/Native Hawaiian/Other Pacific Islands	<=10	<=10	<50	Region 6	20	33.33333333
Lake	F	65-74 years	NH Asian/Native Hawaiian/Other Pacific Islands	<=10	<=10	<50	Region 6	150	100
Lake	F	12-15 years	NH Black	<=10	<=10	<50	Region 6	0	0
Lake	F	16-19 years	NH Black	<=10	<=10	<50	Region 6	10	33.33333333
Lake	F	20-29 years	NH Black	<=10	<=10	<50	Region 6	9.302325581	44.44444444
Lake	F	30-39 years	NH Black	<=10	<=10	12 <50	Region 6	8.108108108	25
Lake	F	40-49 years	NH Black	<=10	<=10	15 <50	Region 6	25.64102564	66.66666667
Lake	F	50-64 years	NH Black		33	40	108 Region 6	30.55555556	82.5
Lake	F	5-11 years	NH Black	<=10	<=10	<50	Region 6	0	0
Lake	F	65-74 years	NH Black		31	42	94 Region 6	32.9787234	73.80952381
Lake	F	75+ years	NH Black		29	33	60 Region 6	48.33333333	87.87878788
Lake	F	missing	NH Black	<=10	<=10				
Lake	F	12-15 years	NH Other Race	<=10	<=10	<50	Region 6	6.666666667	100
Lake	F	16-19 years	NH Other Race	<=10	<=10	<50	Region 6	5.882352941	100
Lake	F	20-29 years	NH Other Race	<=10	<=10	<50	Region 6	12.5	66.66666667
Lake	F	30-39 years	NH Other Race	<=10	<=10	<50	Region 6	18.18181818	66.66666667
Lake	F	40-49 years	NH Other Race	<=10	<=10	<50	Region 6	27.27272727	75
Lake	F	50-64 years	NH Other Race		18	21 <50	Region 6	85.71428571	85.71428571
Lake	F	65-74 years	NH Other Race		23	29 <50	Region 6	328.5714286	79.31034483
Lake	F	75+ years	NH Other Race		20	22 <50	Region 6	250	90.90909091
Lake	F	missing	NH Other Race	<=10	<=10				
Lake	F	12-15 years	NH White		12	55	189 Region 6	6.349206349	21.81818182
Lake	F	16-19 years	NH White		16	35	142 Region 6	11.26760563	45.71428571
Lake	F	20-29 years	NH White		41	99	368 Region 6	11.14130435	41.41414141
Lake	F	30-39 years	NH White		67	143	450 Region 6	14.88888889	46.85314685
Lake	F	40-49 years	NH White		100	212	499 Region 6	20.04008016	47.16981132
Lake	F	50-64 years	NH White		526	756	1369 Region 6	38.42220599	69.57671958
Lake	F	5-11 years	NH White		13	42	289 Region 6	4.498269896	30.95238095
Lake	F	65-74 years	NH White		439	549	929 Region 6	47.25511303	79.96357013
Lake	F	75+ years	NH White		280	357	576 Region 6	48.61111111	78.43137255
Lake	F	missing	NH White	<=10	<=10				
Lake	F	under 5 years	NH White	<=10	<=10				
Lake	F	12-15 years	Unknown	<=10	<=10				0
Lake	F	16-19 years	Unknown	<=10	<=10				100
Lake	F	20-29 years	Unknown	<=10	<=10				7.142857143
Lake	F	30-39 years	Unknown	<=10	<=10	14			30.76923077
Lake	F	40-49 years	Unknown	<=10	<=10	26			30.43478261
Lake	F	50-64 years	Unknown		34	51			66.66666667
Lake	F	65-74 years	Unknown		45	65			69.23076923
Lake	F	75+ years	Unknown		29	45			64.44444444
Lake	F	missing	Unknown	<=10	<=10				
Lake	M	12-15 years	Hispanic	<=10	<=10	<50	Region 6	11.11111111	50
Lake	M	16-19 years	Hispanic	<=10	<=10	<50	Region 6	8.333333333	25
Lake	M	20-29 years	Hispanic	<=10	<=10	39 <50	Region 6	27.5862069	20.51282051
Lake	M	30-39 years	Hispanic		29	118 <50	Region 6	207.1428571	24.57627119
Lake	M	40-49 years	Hispanic		32	118 <50	Region 6	188.2352941	27.11864407
Lake	M	50-64 years	Hispanic		27	86 <50	Region 6	100	31.39534884
Lake	M	5-11 years	Hispanic	<=10	<=10	<50	Region 6	0	0
Lake	M	65-74 years	Hispanic	<=10	<=10	<50	Region 6	166.6666667	50
Lake	M	75+ years	Hispanic	<=10	<=10	<50	Region 6	63.63636364	100
Lake	M	40-49 years	NH American Indian/Alaska Native	<=10	<=10	<50	Region 6	0	0
Lake	M	50-64 years	NH American Indian/Alaska Native	<=10	<=10	<50	Region 6	33.33333333	42.85714286
Lake	M	65-74 years	NH American Indian/Alaska Native	<=10	<=10	<50	Region 6	50	75
Lake	M	75+ years	NH American Indian/Alaska Native	<=10	<=10	<50	Region 6	50	100
Lake	M	12-15 years	NH Asian/Native Hawaiian/Other Pacific Islands	<=10	<=10	<50	Region 6	0	0
Lake	M	20-29 years	NH Asian/Native Hawaiian/Other Pacific Islands	<=10	<=10	<50	Region 6	0	0
Lake	M	30-39 years	NH Asian/Native Hawaiian/Other Pacific Islands	<=10	<=10	<50	Region 6	100	100
Lake	M	40-49 years	NH Asian/Native Hawaiian/Other Pacific Islands	<=10	<=10	<50	Region 6	0	0
Lake	M	50-64 years	NH Asian/Native Hawaiian/Other Pacific Islands	<=10	<=10	<50	Region 6	150	60
Lake	M	75+ years	NH Asian/Native Hawaiian/Other Pacific Islands	<=10	<=10	<50	Region 6	50	100
Lake	M	12-15 years	NH Black	<=10	<=10	<50	Region 6	20	50
Lake	M	16-19 years	NH Black	<=10	<=10	<50	Region 6	21.42857143	60
Lake	M	20-29 years	NH Black	<=10	<=10	<50	55 Region 6	3.636363636	20
Lake	M	30-39 years	NH Black	<=10	<=10	<50	Region 6	4.255319149	28.57142857
Lake	M	40-49 years	NH Black	<=10	<=10	11	58 Region 6	6.896551724	36.36363636
Lake	M	50-64 years	NH Black		20	38	78 Region 6	25.64102564	52.63157895
Lake	M	5-11 years	NH Black	<=10	<=10	<50	Region 6	0	0
Lake	M	65-74 years	NH Black		39	45	79 Region 6	49.36708861	86.66666667
Lake	M	75+ years	NH Black		21	21	55 Region 6	38.18181818	100
Lake	M	20-29 years	NH Other Race	<=10	<=10	<50	Region 6	0	0
Lake	M	30-39 years	NH Other Race	<=10	<=10	<50	Region 6	28.57142857	40
Lake	M	40-49 years	NH Other Race	<=10	<=10	<50	Region 6	14.28571429	40
Lake	M	50-64 years	NH Other Race	<=10	<=10	18 <50	Region 6	58.82352941	55.55555556
Lake	M	65-74 years	NH Other Race		18	19 <50	Region 6	163.6363636	94.73684211
Lake	M	75+ years	NH Other Race		16	21 <50	Region 6	400	76.19047619
Lake	M	under 5 years	NH Other Race	<=10	<=10				
Lake	M	12-15 years	NH White		16	38	164 Region 6	9.756097561	42.10526316
Lake	M	16-19 years	NH White	<=10	<=10	40	152 Region 6	5.921052632	22.5
Lake	M	20-29 years	NH White		26	81	370 Region 6	7.027027027	32.09876543
Lake	M	30-39 years	NH White		46	105	415 Region 6	11.08433735	43.80952381
Lake	M	40-49 years	NH White		89	173	537 Region 6	16.5735568	51.44508671

Lake	M	50-64 years	NH White		493	744	1356	Region 6	36.35693215	66.26344086
Lake	M	5-11 years	NH White	<=10		35	312	Region 6	2.564102564	22.85714286
Lake	M	65-74 years	NH White		502	651	1036	Region 6	48.45559846	77.11213518
Lake	M	75+ years	NH White		271	347	605	Region 6	44.79338843	78.09798271
Lake	M	missing	NH White	<=10	<=10					
Lake	M	under 5 years	NH White	<=10	<=10					
Lake	M	12-15 years	Unknown	<=10	<=10					0
Lake	M	16-19 years	Unknown	<=10	<=10					16.66666667
Lake	M	20-29 years	Unknown		30	169				17.75147929
Lake	M	30-39 years	Unknown		101	558				18.10035842
Lake	M	40-49 years	Unknown		138	657				21.00456621
Lake	M	50-64 years	Unknown		104	405				25.67901235
Lake	M	5-11 years	Unknown	<=10	<=10					0
Lake	M	65-74 years	Unknown		48	81				59.25925926
Lake	M	75+ years	Unknown		31	50				62
Lake	M	missing	Unknown	<=10	<=10					0
Lake	U	75+ years	NH Black	<=10	<=10					0
Lake	U	50-64 years	NH White	<=10	<=10					100
Lake	U	75+ years	Unknown	<=10	<=10					0
Lapeer	F	12-15 years	Hispanic	<=10		44	191	Region 3	4.188481675	18.18181818
Lapeer	F	16-19 years	Hispanic		12	50	151	Region 3	7.947019868	24
Lapeer	F	20-29 years	Hispanic		42	103	317	Region 3	13.24921136	40.77669903
Lapeer	F	30-39 years	Hispanic		39	97	259	Region 3	15.05791506	40.20618557
Lapeer	F	40-49 years	Hispanic		49	111	258	Region 3	18.99224806	44.14414414
Lapeer	F	50-64 years	Hispanic		113	176	287	Region 3	39.3728223	64.20454546
Lapeer	F	5-11 years	Hispanic	<=10		13	279	Region 3	0.716845878	15.38461539
Lapeer	F	65-74 years	Hispanic		60	79	94	Region 3	63.82978723	75.94936709
Lapeer	F	75+ years	Hispanic		39	53	<50	Region 3	82.9787234	73.58490566
Lapeer	F	missing	Hispanic	<=10	<=10					
Lapeer	F	16-19 years	NH American Indian/Alaska Native	<=10	<=10	<50		Region 3		75
Lapeer	F	20-29 years	NH American Indian/Alaska Native	<=10	<=10	<50		Region 3		20
Lapeer	F	30-39 years	NH American Indian/Alaska Native	<=10	<=10	<50		Region 3	9.523809524	28.57142857
Lapeer	F	40-49 years	NH American Indian/Alaska Native	<=10	<=10	<50		Region 3	33.33333333	55.55555556
Lapeer	F	50-64 years	NH American Indian/Alaska Native		19	28	<50	Region 3	43.18181818	67.85714286
Lapeer	F	5-11 years	NH American Indian/Alaska Native	<=10	<=10	<50		Region 3	16.66666667	100
Lapeer	F	65-74 years	NH American Indian/Alaska Native	<=10		12	<50	Region 3	47.61904762	83.33333333
Lapeer	F	75+ years	NH American Indian/Alaska Native	<=10	<=10	<50		Region 3		62.5
Lapeer	F	12-15 years	NH Asian/Native Hawaiian/Other Pacific Islands	<=10	<=10	<50		Region 3		12
Lapeer	F	16-19 years	NH Asian/Native Hawaiian/Other Pacific Islands	<=10	<=10	11	<50	Region 3		31.25
Lapeer	F	20-29 years	NH Asian/Native Hawaiian/Other Pacific Islands	<=10	<=10		58	Region 3	3.448275862	20
Lapeer	F	30-39 years	NH Asian/Native Hawaiian/Other Pacific Islands		12	19	52	Region 3	23.07692308	63.15789474
Lapeer	F	40-49 years	NH Asian/Native Hawaiian/Other Pacific Islands		14	25	63	Region 3	22.22222222	56
Lapeer	F	50-64 years	NH Asian/Native Hawaiian/Other Pacific Islands		25	31	56	Region 3	44.64285714	80.64516129
Lapeer	F	5-11 years	NH Asian/Native Hawaiian/Other Pacific Islands	<=10		14	<50	Region 3	10.25641026	28.57142857
Lapeer	F	65-74 years	NH Asian/Native Hawaiian/Other Pacific Islands		14	18	<50	Region 3		43.75
Lapeer	F	75+ years	NH Asian/Native Hawaiian/Other Pacific Islands	<=10	<=10	<50		Region 3		100
Lapeer	F	missing	NH Asian/Native Hawaiian/Other Pacific Islands	<=10	<=10					
Lapeer	F	under 5 years	NH Asian/Native Hawaiian/Other Pacific Islands	<=10	<=10					
Lapeer	F	12-15 years	NH Black	<=10	<=10	<50		Region 3	36.36363636	80
Lapeer	F	16-19 years	NH Black	<=10	<=10	<50		Region 3	38.46153846	62.5
Lapeer	F	20-29 years	NH Black	<=10	<=10	16	<50	Region 3		16
Lapeer	F	30-39 years	NH Black	<=10	<=10	12	<50	Region 3	36.84210526	58.33333333
Lapeer	F	40-49 years	NH Black	<=10	<=10	14	<50	Region 3	29.41176471	35.71428571
Lapeer	F	50-64 years	NH Black		16	22	<50	Region 3		50
Lapeer	F	5-11 years	NH Black	<=10	<=10	<50		Region 3	10.52631579	33.33333333
Lapeer	F	65-74 years	NH Black	<=10	<=10	12	<50	Region 3	61.53846154	66.66666667
Lapeer	F	75+ years	NH Black	<=10	<=10	<50		Region 3		75
Lapeer	F	12-15 years	NH Other Race	<=10	<=10		71	Region 3	1.408450704	25
Lapeer	F	16-19 years	NH Other Race		14	26	<50	Region 3	28.57142857	53.84615385
Lapeer	F	20-29 years	NH Other Race		33	78	109	Region 3	30.27522936	42.30769231
Lapeer	F	30-39 years	NH Other Race		21	56	<50	Region 3	42.85714286	37.5
Lapeer	F	40-49 years	NH Other Race		31	64	<50	Region 3	64.58333333	48.4375
Lapeer	F	50-64 years	NH Other Race		175	267	68	Region 3	257.3529412	65.54307116
Lapeer	F	5-11 years	NH Other Race	<=10	<=10		96	Region 3		0
Lapeer	F	65-74 years	NH Other Race		198	251	<50	Region 3	733.3333333	78.88446215
Lapeer	F	75+ years	NH Other Race		134	205	<50	Region 3	432.2580645	65.36585366
Lapeer	F	missing	NH Other Race	<=10	<=10					
Lapeer	F	12-15 years	NH White		164	552	1821	Region 3	9.006040637	29.71014493
Lapeer	F	16-19 years	NH White		336	745	1804	Region 3	18.62527716	45.10067114
Lapeer	F	20-29 years	NH White		628	1575	4140	Region 3	15.16908213	39.87301587
Lapeer	F	30-39 years	NH White		699	1590	4141	Region 3	16.87998068	43.96226415
Lapeer	F	40-49 years	NH White		1059	1997	4847	Region 3	21.84856612	53.02954432
Lapeer	F	50-64 years	NH White		3469	5215	10072	Region 3	34.44201747	66.51965484
Lapeer	F	5-11 years	NH White		63	376	2875	Region 3	2.191304348	16.75531915
Lapeer	F	65-74 years	NH White		2695	3328	4973	Region 3	54.19264026	80.97956731
Lapeer	F	75+ years	NH White		1693	2111	3446	Region 3	49.12942542	80.19895784
Lapeer	F	missing	NH White	<=10	<=10					
Lapeer	F	under 5 years	NH White	<=10	<=10					0
Lapeer	F	12-15 years	Unknown	<=10		19				15.78947368
Lapeer	F	16-19 years	Unknown		43	115				37.39130435
Lapeer	F	20-29 years	Unknown		74	271				27.30627306
Lapeer	F	30-39 years	Unknown		69	274				25.18248175
Lapeer	F	40-49 years	Unknown		130	352				36.93181818
Lapeer	F	50-64 years	Unknown		441	957				46.0815047
Lapeer	F	5-11 years	Unknown	<=10		28				25
Lapeer	F	65-74 years	Unknown		288	483				59.62732919
Lapeer	F	75+ years	Unknown		258	409				63.0806846
Lapeer	F	missing	Unknown	<=10	<=10					
Lapeer	F	under 5 years	Unknown	<=10	<=10					0
Lapeer	M	12-15 years	Hispanic	<=10		38	161	Region 3	3.105590062	13.15789474
Lapeer	M	16-19 years	Hispanic		16	40	174	Region 3	9.195402299	40
Lapeer	M	20-29 years	Hispanic		17	158	345	Region 3	4.927536232	10.75949367
Lapeer	M	30-39 years	Hispanic		42	135	316	Region 3	13.29113924	31.11111111
Lapeer	M	40-49 years	Hispanic		45	97	243	Region 3	18.51851852	46.39175258

Lapeer	M	50-64 years	Hispanic		116	195	338	Region 3	34.31952663	59.48717949
Lapeer	M	5-11 years	Hispanic	<=10		17	259	Region 3	0.386100386	5.882352941
Lapeer	M	65-74 years	Hispanic		65	88	96	Region 3	67.70833333	73.86363636
Lapeer	M	75+ years	Hispanic		26	33	<50	Region 3	100	78.78787879
Lapeer	M	missing	Hispanic	<=10	<=10					
Lapeer	M	under 5 years	Hispanic	<=10	<=10					
Lapeer	M	16-19 years	NH American Indian/Alaska Native	<=10	<=10	<50		Region 3	12.5	33.33333333
Lapeer	M	20-29 years	NH American Indian/Alaska Native	<=10	<=10	<50		Region 3	18.18181818	40
Lapeer	M	30-39 years	NH American Indian/Alaska Native	<=10	<=10	<50		Region 3	17.24137931	50
Lapeer	M	40-49 years	NH American Indian/Alaska Native	<=10	<=10	<50		Region 3	17.24137931	71.42857143
Lapeer	M	50-64 years	NH American Indian/Alaska Native		19	25	52	Region 3	36.53846154	76
Lapeer	M	65-74 years	NH American Indian/Alaska Native	<=10	<=10	<50		Region 3	38.88888889	87.5
Lapeer	M	75+ years	NH American Indian/Alaska Native	<=10	<=10	<50		Region 3	28.57142857	100
Lapeer	M	12-15 years	NH Asian/Native Hawaiian/Other Pacific Islands	<=10	<=10	<50		Region 3	30	37.5
Lapeer	M	16-19 years	NH Asian/Native Hawaiian/Other Pacific Islands	<=10	<=10	<50		Region 3	55.55555556	50
Lapeer	M	20-29 years	NH Asian/Native Hawaiian/Other Pacific Islands	<=10	<=10	14	<50	Region 3	21.21212121	50
Lapeer	M	30-39 years	NH Asian/Native Hawaiian/Other Pacific Islands	<=10		19	<50	Region 3	22.22222222	52.63157895
Lapeer	M	40-49 years	NH Asian/Native Hawaiian/Other Pacific Islands		11	14	<50	Region 3	34.375	78.57142857
Lapeer	M	50-64 years	NH Asian/Native Hawaiian/Other Pacific Islands		16	27	<50	Region 3	64	59.25925926
Lapeer	M	5-11 years	NH Asian/Native Hawaiian/Other Pacific Islands	<=10		13	<50	Region 3	6.25	15.38461539
Lapeer	M	65-74 years	NH Asian/Native Hawaiian/Other Pacific Islands	<=10	<=10	<50		Region 3	85.71428571	100
Lapeer	M	75+ years	NH Asian/Native Hawaiian/Other Pacific Islands	<=10	<=10	<50		Region 3	61.53846154	88.88888889
Lapeer	M	12-15 years	NH Black	<=10	<=10	<50		Region 3	10.34482759	42.85714286
Lapeer	M	16-19 years	NH Black	<=10	<=10		140	Region 3	1.428571429	40
Lapeer	M	20-29 years	NH Black	<=10		15	134	Region 3	3.731343284	33.33333333
Lapeer	M	30-39 years	NH Black	<=10		17	170	Region 3	2.352941177	23.52941177
Lapeer	M	40-49 years	NH Black		13	24	135	Region 3	9.62962963	54.16666667
Lapeer	M	50-64 years	NH Black		50	65	144	Region 3	34.72222222	76.92307692
Lapeer	M	5-11 years	NH Black	<=10	<=10	<50		Region 3	0	0
Lapeer	M	65-74 years	NH Black		32	39	<50	Region 3	133.3333333	82.05128205
Lapeer	M	75+ years	NH Black		11	15	<50	Region 3	137.5	73.33333333
Lapeer	M	12-15 years	NH Other Race	<=10	<=10		53	Region 3	0	0
Lapeer	M	16-19 years	NH Other Race	<=10		16	58	Region 3	10.34482759	37.5
Lapeer	M	20-29 years	NH Other Race		23	73	104	Region 3	22.11538462	31.50684932
Lapeer	M	30-39 years	NH Other Race		20	73	<50	Region 3	54.05405405	27.39726027
Lapeer	M	40-49 years	NH Other Race		32	73	<50	Region 3	80	43.83561644
Lapeer	M	50-64 years	NH Other Race		130	220	82	Region 3	158.5365854	59.09090909
Lapeer	M	65-74 years	NH Other Race		173	237	<50	Region 3	910.5263158	72.99578059
Lapeer	M	75+ years	NH Other Race		128	167	<50	Region 3	1066.666667	76.64670659
Lapeer	M	missing	NH Other Race	<=10	<=10					
Lapeer	M	12-15 years	NH White		155	511	2051	Region 3	7.557289127	30.33268102
Lapeer	M	16-19 years	NH White		213	625	1945	Region 3	10.95115681	34.08
Lapeer	M	20-29 years	NH White		433	1314	4655	Region 3	9.301825994	32.95281583
Lapeer	M	30-39 years	NH White		525	1303	4292	Region 3	12.23205965	40.29163469
Lapeer	M	40-49 years	NH White		738	1573	4852	Region 3	15.21022259	46.91671964
Lapeer	M	50-64 years	NH White		3007	4609	10220	Region 3	29.42270059	65.24191799
Lapeer	M	5-11 years	NH White		67	358	3028	Region 3	2.212681638	18.7150838
Lapeer	M	65-74 years	NH White		2413	2998	4811	Region 3	50.15589275	80.48699133
Lapeer	M	75+ years	NH White		1435	1731	2788	Region 3	51.47058824	82.90005777
Lapeer	M	missing	NH White	<=10	<=10					
Lapeer	M	under 5 years	NH White	<=10		14				14.28571429
Lapeer	M	12-15 years	Unknown	<=10		20				30
Lapeer	M	16-19 years	Unknown		29	97				29.89690722
Lapeer	M	20-29 years	Unknown		63	303				20.79207921
Lapeer	M	30-39 years	Unknown		108	387				27.90697674
Lapeer	M	40-49 years	Unknown		193	510				37.84313726
Lapeer	M	50-64 years	Unknown		528	1101				47.95640327
Lapeer	M	5-11 years	Unknown	<=10		20				15
Lapeer	M	65-74 years	Unknown		326	564				57.80141844
Lapeer	M	75+ years	Unknown		211	332				63.55421687
Lapeer	M	missing	Unknown	<=10	<=10					
Lapeer	M	under 5 years	Unknown	<=10	<=10					0
Lapeer	U	40-49 years	Hispanic	<=10	<=10					0
Lapeer	U	40-49 years	NH Black	<=10	<=10					0
Lapeer	U	30-39 years	NH White	<=10	<=10					0
Lapeer	U	40-49 years	NH White	<=10	<=10					0
Lapeer	U	50-64 years	NH White	<=10	<=10					60
Lapeer	U	65-74 years	NH White	<=10	<=10					0
Lapeer	U	30-39 years	Unknown	<=10	<=10					0
Lapeer	U	40-49 years	Unknown	<=10	<=10					0
Lapeer	U	50-64 years	Unknown	<=10	<=10					100
Lapeer	U	65-74 years	Unknown	<=10	<=10					0
Lapeer	U	missing	Unknown	<=10	<=10					
Leelanau	F	12-15 years	Hispanic		13	36	<50	Region 7	31.70731707	36.11111111
Leelanau	F	16-19 years	Hispanic		19	27	<50	Region 7	43.18181818	70.37037037
Leelanau	F	20-29 years	Hispanic		14	28	96	Region 7	14.58333333	50
Leelanau	F	30-39 years	Hispanic		19	45	63	Region 7	30.15873016	42.22222222
Leelanau	F	40-49 years	Hispanic		20	36	<50	Region 7	42.55319149	55.55555556
Leelanau	F	50-64 years	Hispanic		30	47	<50	Region 7	65.2173913	63.82978723
Leelanau	F	5-11 years	Hispanic	<=10		15	65	Region 7	6.153846154	26.66666667
Leelanau	F	65-74 years	Hispanic		12	14	<50	Region 7	70.58823529	85.71428571
Leelanau	F	75+ years	Hispanic		11	13	<50	Region 7	68.75	84.61538462
Leelanau	F	missing	Hispanic	<=10	<=10					
Leelanau	F	under 5 years	Hispanic	<=10	<=10					50
Leelanau	F	12-15 years	NH American Indian/Alaska Native	<=10		21	<50	Region 7	47.36842105	42.85714286
Leelanau	F	16-19 years	NH American Indian/Alaska Native	<=10		16	<50	Region 7	43.75	43.75
Leelanau	F	20-29 years	NH American Indian/Alaska Native	<=10		23	<50	Region 7	29.41176471	43.47826087
Leelanau	F	30-39 years	NH American Indian/Alaska Native		24	33	<50	Region 7	68.57142857	72.72727273
Leelanau	F	40-49 years	NH American Indian/Alaska Native		15	20	<50	Region 7	41.66666667	75
Leelanau	F	50-64 years	NH American Indian/Alaska Native		25	35	71	Region 7	35.21126761	71.42857143
Leelanau	F	5-11 years	NH American Indian/Alaska Native	<=10		13	<50	Region 7	18.51851852	38.46153846
Leelanau	F	65-74 years	NH American Indian/Alaska Native		17	19	<50	Region 7	43.58974359	89.47368421
Leelanau	F	75+ years	NH American Indian/Alaska Native	<=10	<=10	<50		Region 7	66.66666667	88.88888889
Leelanau	F	12-15 years	NH Asian/Native Hawaiian/Other Pacific Islands	<=10	<=10	<50		Region 7	80	80

Leelanau	F	16-19 years	NH Asian/Native Hawaiian/Other Pacific Islands	<=10	<=10	<50	Region 7	50	83.33333333
Leelanau	F	20-29 years	NH Asian/Native Hawaiian/Other Pacific Islands	<=10	<=10	<50	Region 7	38.46153846	62.5
Leelanau	F	30-39 years	NH Asian/Native Hawaiian/Other Pacific Islands	<=10	<=10	<50	Region 7	30.76923077	66.66666667
Leelanau	F	40-49 years	NH Asian/Native Hawaiian/Other Pacific Islands	<=10	<=10	<50	Region 7	400	66.66666667
Leelanau	F	50-64 years	NH Asian/Native Hawaiian/Other Pacific Islands	<=10	<=10	<50	Region 7	69.23076923	90
Leelanau	F	5-11 years	NH Asian/Native Hawaiian/Other Pacific Islands	<=10	<=10	<50	Region 7	20	50
Leelanau	F	65-74 years	NH Asian/Native Hawaiian/Other Pacific Islands	<=10	<=10	<50	Region 7	200	88.88888889
Leelanau	F	75+ years	NH Asian/Native Hawaiian/Other Pacific Islands	<=10	<=10	<50	Region 7	37.5	75
Leelanau	F	under 5 years	NH Asian/Native Hawaiian/Other Pacific Islands	<=10	<=10				
Leelanau	F	12-15 years	NH Black	<=10	<=10	<50	Region 7	16.66666667	33.33333333
Leelanau	F	16-19 years	NH Black	<=10	<=10	<50	Region 7	40	100
Leelanau	F	20-29 years	NH Black	<=10	<=10	<50	Region 7	0	0
Leelanau	F	30-39 years	NH Black	<=10	<=10	<50	Region 7	33.33333333	40
Leelanau	F	40-49 years	NH Black	<=10	<=10	<50	Region 7	18.18181818	20
Leelanau	F	50-64 years	NH Black	<=10	<=10	<50	Region 7	18.75	75
Leelanau	F	65-74 years	NH Black	<=10	<=10	<50	Region 7	20	100
Leelanau	F	12-15 years	NH Other Race	<=10	<=10	<50	Region 7	12.5	66.66666667
Leelanau	F	16-19 years	NH Other Race	<=10	<=10	<50	Region 7	46.15384615	66.66666667
Leelanau	F	20-29 years	NH Other Race	<=10		21 <50	Region 7	42.85714286	42.85714286
Leelanau	F	30-39 years	NH Other Race		15	24 <50	Region 7	62.5	62.5
Leelanau	F	40-49 years	NH Other Race		15	24 <50	Region 7	75	62.5
Leelanau	F	50-64 years	NH Other Race		68	88 <50	Region 7	242.8571429	77.27272727
Leelanau	F	5-11 years	NH Other Race	<=10	<=10	<50	Region 7	12.5	60
Leelanau	F	65-74 years	NH Other Race		120	134 <50	Region 7	1200	89.55223881
Leelanau	F	75+ years	NH Other Race		88	112 <50	Region 7	880	78.57142857
Leelanau	F	missing	NH Other Race	<=10	<=10				
Leelanau	F	under 5 years	NH Other Race	<=10	<=10				
Leelanau	F	12-15 years	NH White		99	215	318 Region 7	31.13207547	46.04651163
Leelanau	F	16-19 years	NH White		135	229	295 Region 7	45.76271186	58.95196507
Leelanau	F	20-29 years	NH White		255	419	743 Region 7	34.32032302	60.85918854
Leelanau	F	30-39 years	NH White		407	605	873 Region 7	46.62084765	67.27272727
Leelanau	F	40-49 years	NH White		444	613	870 Region 7	51.03448276	72.43066884
Leelanau	F	50-64 years	NH White		1413	1795	2506 Region 7	56.38467678	78.71866295
Leelanau	F	5-11 years	NH White		93	289	490 Region 7	18.97959184	32.1799308
Leelanau	F	65-74 years	NH White		1547	1739	1998 Region 7	77.42742743	88.95917194
Leelanau	F	75+ years	NH White		883	1029	1459 Region 7	60.52090473	85.81146744
Leelanau	F	missing	NH White	<=10	<=10				
Leelanau	F	under 5 years	NH White	<=10		13			
Leelanau	F	12-15 years	Unknown	<=10	<=10				
Leelanau	F	16-19 years	Unknown		12	22			
Leelanau	F	20-29 years	Unknown		47	84			
Leelanau	F	30-39 years	Unknown		62	105			
Leelanau	F	40-49 years	Unknown		69	112			
Leelanau	F	50-64 years	Unknown		167	263			
Leelanau	F	5-11 years	Unknown	<=10	<=10				
Leelanau	F	65-74 years	Unknown		111	151			
Leelanau	F	75+ years	Unknown		95	149			
Leelanau	F	missing	Unknown	<=10	<=10				
Leelanau	F	under 5 years	Unknown	<=10	<=10				0
Leelanau	M	12-15 years	Hispanic		18	35 <50	Region 7	45	51.42857143
Leelanau	M	16-19 years	Hispanic		12	34 <50	Region 7	41.37931035	35.29411765
Leelanau	M	20-29 years	Hispanic		51	105	76 Region 7	67.10526316	48.57142857
Leelanau	M	30-39 years	Hispanic		35	69	78 Region 7	44.87179487	50.72463768
Leelanau	M	40-49 years	Hispanic		34	68 <50	Region 7	82.92682927	50
Leelanau	M	50-64 years	Hispanic		43	69	71 Region 7	60.56338028	62.31884058
Leelanau	M	5-11 years	Hispanic	<=10		20	78 Region 7	5.128205128	20
Leelanau	M	65-74 years	Hispanic		18	22 <50	Region 7	81.81818182	81.81818182
Leelanau	M	75+ years	Hispanic	<=10	<=10	<50	Region 7	42.85714286	75
Leelanau	M	missing	Hispanic	<=10	<=10				
Leelanau	M	under 5 years	Hispanic	<=10	<=10				
Leelanau	M	12-15 years	NH American Indian/Alaska Native	<=10		23 <50	Region 7	76.92307692	43.47826087
Leelanau	M	16-19 years	NH American Indian/Alaska Native	<=10		18 <50	Region 7	17.39130435	22.22222222
Leelanau	M	20-29 years	NH American Indian/Alaska Native		16	24 <50	Region 7	50	66.66666667
Leelanau	M	30-39 years	NH American Indian/Alaska Native		12	24 <50	Region 7	33.33333333	50
Leelanau	M	40-49 years	NH American Indian/Alaska Native		11	14 <50	Region 7	36.66666667	78.57142857
Leelanau	M	50-64 years	NH American Indian/Alaska Native		25	30	52 Region 7	48.07692308	83.33333333
Leelanau	M	5-11 years	NH American Indian/Alaska Native	<=10		21 <50	Region 7	18.60465116	38.0952381
Leelanau	M	65-74 years	NH American Indian/Alaska Native		11	13 <50	Region 7	50	84.61538462
Leelanau	M	75+ years	NH American Indian/Alaska Native	<=10	<=10	<50	Region 7	40	80
Leelanau	M	under 5 years	NH American Indian/Alaska Native	<=10	<=10				0
Leelanau	M	12-15 years	NH Asian/Native Hawaiian/Other Pacific Islands	<=10	<=10	<50	Region 7	100	60
Leelanau	M	20-29 years	NH Asian/Native Hawaiian/Other Pacific Islands	<=10	<=10	<50	Region 7	12.5	50
Leelanau	M	30-39 years	NH Asian/Native Hawaiian/Other Pacific Islands	<=10	<=10	<50	Region 7	57.14285714	100
Leelanau	M	40-49 years	NH Asian/Native Hawaiian/Other Pacific Islands	<=10	<=10	<50	Region 7	50	100
Leelanau	M	50-64 years	NH Asian/Native Hawaiian/Other Pacific Islands	<=10	<=10	<50	Region 7	83.33333333	100
Leelanau	M	5-11 years	NH Asian/Native Hawaiian/Other Pacific Islands	<=10	<=10	<50	Region 7	6.25	16.66666667
Leelanau	M	65-74 years	NH Asian/Native Hawaiian/Other Pacific Islands	<=10	<=10	<50	Region 7	57.14285714	80
Leelanau	M	75+ years	NH Asian/Native Hawaiian/Other Pacific Islands	<=10	<=10	<50	Region 7	100	100
Leelanau	M	12-15 years	NH Black	<=10	<=10	<50	Region 7	0	0
Leelanau	M	16-19 years	NH Black	<=10	<=10	<50	Region 7	0	0
Leelanau	M	20-29 years	NH Black	<=10	<=10	<50	Region 7	0	0
Leelanau	M	30-39 years	NH Black	<=10	<=10	<50	Region 7	27.27272727	75
Leelanau	M	40-49 years	NH Black	<=10	<=10	<50	Region 7	40	50
Leelanau	M	50-64 years	NH Black	<=10	<=10	<50	Region 7	80	80
Leelanau	M	5-11 years	NH Black	<=10	<=10	<50	Region 7	0	0
Leelanau	M	65-74 years	NH Black	<=10	<=10	<50	Region 7	50	100
Leelanau	M	75+ years	NH Black	<=10	<=10	<50	Region 7	100	100
Leelanau	M	12-15 years	NH Other Race	<=10	<=10	<50	Region 7	18.18181818	66.66666667
Leelanau	M	16-19 years	NH Other Race	<=10	<=10	<50	Region 7	40	50
Leelanau	M	20-29 years	NH Other Race	<=10		20 <50	Region 7	42.85714286	45
Leelanau	M	30-39 years	NH Other Race		18	27 <50	Region 7	200	66.66666667
Leelanau	M	40-49 years	NH Other Race		20	28 <50	Region 7	105.2631579	71.42857143
Leelanau	M	50-64 years	NH Other Race		53	74 <50	Region 7	220.8333333	71.62162162
Leelanau	M	5-11 years	NH Other Race	<=10	<=10	<50	Region 7	6.25	66.66666667

Leelanau	M	65-74 years	NH Other Race		118	132 <50	Region 7	1685.714286	89.39393939
Leelanau	M	75+ years	NH Other Race		63	75 <50	Region 7	630	84
Leelanau	M	missing	NH Other Race	<=10	<=10				
Leelanau	M	under 5 years	NH Other Race	<=10	<=10				100
Leelanau	M	12-15 years	NH White		83	205	351 Region 7	23.64672365	40.48780488
Leelanau	M	16-19 years	NH White		116	240	368 Region 7	31.52173913	48.33333333
Leelanau	M	20-29 years	NH White		198	424	775 Region 7	25.5483871	46.69811321
Leelanau	M	30-39 years	NH White		312	503	856 Region 7	36.44859813	62.027833
Leelanau	M	40-49 years	NH White		417	604	933 Region 7	44.69453376	69.0397351
Leelanau	M	50-64 years	NH White		1177	1547	2250 Region 7	52.31111111	76.08274079
Leelanau	M	5-11 years	NH White		88	261	498 Region 7	17.67068273	33.7164751
Leelanau	M	65-74 years	NH White		1426	1650	1926 Region 7	74.03946002	86.42424242
Leelanau	M	75+ years	NH White		831	954	1347 Region 7	61.69265033	87.10691824
Leelanau	M	missing	NH White	<=10	<=10				
Leelanau	M	under 5 years	NH White	<=10	<=10	11			27.27272727
Leelanau	M	12-15 years	Unknown	<=10	<=10				70
Leelanau	M	16-19 years	Unknown	<=10		17			23.52941177
Leelanau	M	20-29 years	Unknown		25	80			31.25
Leelanau	M	30-39 years	Unknown		49	104			47.11538462
Leelanau	M	40-49 years	Unknown		52	102			50.98039216
Leelanau	M	50-64 years	Unknown		112	195			57.43589744
Leelanau	M	5-11 years	Unknown	<=10		11			45.45454546
Leelanau	M	65-74 years	Unknown		100	134			74.62686567
Leelanau	M	75+ years	Unknown		96	132			72.72727273
Leelanau	M	missing	Unknown	<=10	<=10				
Leelanau	M	under 5 years	Unknown	<=10	<=10				0
Leelanau	U	20-29 years	NH White	<=10	<=10				0
Leelanau	U	30-39 years	NH White	<=10	<=10				0
Leelanau	U	50-64 years	NH White	<=10	<=10				83.33333333
Leelanau	U	65-74 years	NH White	<=10	<=10				100
Leelanau	U	50-64 years	Unknown	<=10	<=10				50
Lenawee	F	12-15 years	Hispanic		31	104	331 Region 1	9.365558912	29.80769231
Lenawee	F	16-19 years	Hispanic		36	112	325 Region 1	11.07692308	32.14285714
Lenawee	F	20-29 years	Hispanic		82	204	649 Region 1	12.6348228	40.19607843
Lenawee	F	30-39 years	Hispanic		95	196	540 Region 1	17.59259259	48.46938776
Lenawee	F	40-49 years	Hispanic		116	199	457 Region 1	25.38293217	58.29145729
Lenawee	F	50-64 years	Hispanic		205	307	513 Region 1	39.96101365	66.7752443
Lenawee	F	5-11 years	Hispanic	<=10		65	443 Region 1	1.58013544	10.76923077
Lenawee	F	65-74 years	Hispanic		148	182	263 Region 1	56.27376426	81.31868132
Lenawee	F	75+ years	Hispanic		76	96	157 Region 1	48.40764331	79.16666667
Lenawee	F	missing	Hispanic	<=10	<=10				
Lenawee	F	under 5 years	Hispanic	<=10	<=10				
Lenawee	F	12-15 years	NH American Indian/Alaska Native	<=10	<=10	<50	Region 1	11.11111111	25
Lenawee	F	16-19 years	NH American Indian/Alaska Native	<=10	<=10	<50	Region 1	42.85714286	75
Lenawee	F	20-29 years	NH American Indian/Alaska Native	<=10		11 <50	Region 1	35	63.63636364
Lenawee	F	30-39 years	NH American Indian/Alaska Native	<=10		17 <50	Region 1	28.57142857	47.05882353
Lenawee	F	40-49 years	NH American Indian/Alaska Native		11	14 <50	Region 1	37.93103448	78.57142857
Lenawee	F	50-64 years	NH American Indian/Alaska Native		30	36	54 Region 1	55.55555556	83.33333333
Lenawee	F	5-11 years	NH American Indian/Alaska Native	<=10	<=10	<50	Region 1	28.57142857	80
Lenawee	F	65-74 years	NH American Indian/Alaska Native		17	19 <50	Region 1	77.27272727	89.47368421
Lenawee	F	75+ years	NH American Indian/Alaska Native		12	12 <50	Region 1	133.3333333	100
Lenawee	F	missing	NH American Indian/Alaska Native	<=10	<=10				
Lenawee	F	12-15 years	NH Asian/Native Hawaiian/Other Pacific Islands	<=10	<=10	11 <50	Region 1	57.14285714	36.36363636
Lenawee	F	16-19 years	NH Asian/Native Hawaiian/Other Pacific Islands	<=10	<=10	15 <50	Region 1	43.47826087	66.66666667
Lenawee	F	20-29 years	NH Asian/Native Hawaiian/Other Pacific Islands	<=10	<=10	13 <50	Region 1	22.22222222	46.15384615
Lenawee	F	30-39 years	NH Asian/Native Hawaiian/Other Pacific Islands	<=10	<=10	20 <50	Region 1	21.73913044	50
Lenawee	F	40-49 years	NH Asian/Native Hawaiian/Other Pacific Islands		13	24 <50	Region 1	41.93548387	54.16666667
Lenawee	F	50-64 years	NH Asian/Native Hawaiian/Other Pacific Islands		31	43	55 Region 1	56.36363636	72.09302326
Lenawee	F	5-11 years	NH Asian/Native Hawaiian/Other Pacific Islands	<=10	<=10	20 <50	Region 1	58.33333333	35
Lenawee	F	65-74 years	NH Asian/Native Hawaiian/Other Pacific Islands		16	23 <50	Region 1	43.24324324	69.56521739
Lenawee	F	75+ years	NH Asian/Native Hawaiian/Other Pacific Islands	<=10	<=10	13 <50	Region 1	40	76.92307692
Lenawee	F	missing	NH Asian/Native Hawaiian/Other Pacific Islands	<=10	<=10				
Lenawee	F	12-15 years	NH Black	<=10	<=10	13 <50	Region 1	18.75	46.15384615
Lenawee	F	16-19 years	NH Black	<=10	<=10	22	71 Region 1	14.08450704	45.45454546
Lenawee	F	20-29 years	NH Black		18	47	110 Region 1	16.36363636	38.29787234
Lenawee	F	30-39 years	NH Black		17	39	76 Region 1	22.36842105	43.58974359
Lenawee	F	40-49 years	NH Black		18	26 <50	Region 1	41.86046512	69.23076923
Lenawee	F	50-64 years	NH Black		33	48	92 Region 1	35.86956522	68.75
Lenawee	F	5-11 years	NH Black	<=10	<=10	11	74 Region 1	1.351351351	9.090909091
Lenawee	F	65-74 years	NH Black		20	24 <50	Region 1	105.2631579	83.33333333
Lenawee	F	75+ years	NH Black		17	25 <50	Region 1	65.38461539	68
Lenawee	F	missing	NH Black	<=10	<=10				
Lenawee	F	under 5 years	NH Black	<=10	<=10				
Lenawee	F	12-15 years	NH Other Race	<=10	<=10	12	90 Region 1	8.888888889	66.66666667
Lenawee	F	16-19 years	NH Other Race		11	26	77 Region 1	14.28571429	42.30769231
Lenawee	F	20-29 years	NH Other Race		33	70	140 Region 1	23.57142857	47.14285714
Lenawee	F	30-39 years	NH Other Race		46	86	69 Region 1	66.66666667	53.48837209
Lenawee	F	40-49 years	NH Other Race		72	106	70 Region 1	102.8571429	67.9245283
Lenawee	F	50-64 years	NH Other Race		247	323	110 Region 1	224.5454546	76.47058824
Lenawee	F	5-11 years	NH Other Race	<=10	<=10		175 Region 1	0.571428571	33.33333333
Lenawee	F	65-74 years	NH Other Race		313	375 <50	Region 1	802.5641026	83.46666667
Lenawee	F	75+ years	NH Other Race		249	343 <50	Region 1	996	72.59475219
Lenawee	F	missing	NH Other Race	<=10	<=10				
Lenawee	F	12-15 years	NH White		250	738	1889 Region 1	13.23451562	33.87533875
Lenawee	F	16-19 years	NH White		365	885	2008 Region 1	18.17729084	41.24293785
Lenawee	F	20-29 years	NH White		842	1867	4752 Region 1	17.71885522	45.09908945
Lenawee	F	30-39 years	NH White		1011	1879	4591 Region 1	22.02134611	53.80521554
Lenawee	F	40-49 years	NH White		1370	2411	5086 Region 1	26.93668895	56.82289506
Lenawee	F	50-64 years	NH White		3750	5303	9471 Region 1	39.59455179	70.7146898
Lenawee	F	5-11 years	NH White		139	588	3012 Region 1	4.614873838	23.63945578
Lenawee	F	65-74 years	NH White		1389	3959	5565 Region 1	57.30458221	80.50506441
Lenawee	F	75+ years	NH White		2300	2834	4313 Region 1	53.32715048	81.15737474
Lenawee	F	missing	NH White	<=10	<=10				
Lenawee	F	under 5 years	NH White	<=10	<=10				0

Lenawee	F	12-15 years	Unknown	<=10		31					29.03225807
Lenawee	F	16-19 years	Unknown		45	112					40.17857143
Lenawee	F	20-29 years	Unknown		94	270					34.81481482
Lenawee	F	30-39 years	Unknown		120	350					34.28571429
Lenawee	F	40-49 years	Unknown		182	425					42.82352941
Lenawee	F	50-64 years	Unknown		460	847					54.30932704
Lenawee	F	5-11 years	Unknown	<=10		47					10.63829787
Lenawee	F	65-74 years	Unknown		240	386					62.1761658
Lenawee	F	75+ years	Unknown		349	509					68.56581532
Lenawee	F	missing	Unknown	<=10	<=10						0
Lenawee	F	under 5 years	Unknown	<=10	<=10						0
Lenawee	M	12-15 years	Hispanic		24	86	343	Region 1	6.997084548		27.90697674
Lenawee	M	16-19 years	Hispanic		27	100	341	Region 1	7.917888563		27
Lenawee	M	20-29 years	Hispanic		73	236	685	Region 1	10.65693431		30.93220339
Lenawee	M	30-39 years	Hispanic		72	200	595	Region 1	12.10084034		36
Lenawee	M	40-49 years	Hispanic		74	167	504	Region 1	14.68253968		44.31137725
Lenawee	M	50-64 years	Hispanic		180	288	529	Region 1	34.02646503		62.5
Lenawee	M	5-11 years	Hispanic		15	68	497	Region 1	3.018108652		22.05882353
Lenawee	M	65-74 years	Hispanic		106	148	221	Region 1	47.96380091		71.62162162
Lenawee	M	75+ years	Hispanic		64	80	124	Region 1	51.61290323		80
Lenawee	M	missing	Hispanic	<=10	<=10						0
Lenawee	M	under 5 years	Hispanic	<=10	<=10						0
Lenawee	M	12-15 years	NH American Indian/Alaska Native	<=10	<=10	<50		Region 1	16.66666667		50
Lenawee	M	16-19 years	NH American Indian/Alaska Native	<=10	<=10	<50		Region 1	7.142857143		33.33333333
Lenawee	M	20-29 years	NH American Indian/Alaska Native	<=10		16 <50		Region 1	18.51851852		31.25
Lenawee	M	30-39 years	NH American Indian/Alaska Native	<=10	<=10	<50		Region 1	10.52631579		50
Lenawee	M	40-49 years	NH American Indian/Alaska Native	<=10	<=10	<50		Region 1	14.28571429		40
Lenawee	M	50-64 years	NH American Indian/Alaska Native		23	32 <50		Region 1	48.93617021		71.875
Lenawee	M	5-11 years	NH American Indian/Alaska Native	<=10	<=10	<50		Region 1	5.882352941		50
Lenawee	M	65-74 years	NH American Indian/Alaska Native		13	15 <50		Region 1	72.22222222		86.66666667
Lenawee	M	75+ years	NH American Indian/Alaska Native	<=10	<=10	<50		Region 1	28.57142857		80
Lenawee	M	missing	NH American Indian/Alaska Native	<=10	<=10						0
Lenawee	M	12-15 years	NH Asian/Native Hawaiian/Other Pacific Islands	<=10	<=10	<50		Region 1	41.66666667		71.42857143
Lenawee	M	16-19 years	NH Asian/Native Hawaiian/Other Pacific Islands	<=10	<=10	<50		Region 1	33.33333333		57.14285714
Lenawee	M	20-29 years	NH Asian/Native Hawaiian/Other Pacific Islands	<=10		20 <50		Region 1		25	45
Lenawee	M	30-39 years	NH Asian/Native Hawaiian/Other Pacific Islands	<=10	<=10	<50		Region 1	10.34482759		33.33333333
Lenawee	M	40-49 years	NH Asian/Native Hawaiian/Other Pacific Islands	<=10		17 <50		Region 1	45.45454546		58.82352941
Lenawee	M	50-64 years	NH Asian/Native Hawaiian/Other Pacific Islands		21	29 <50		Region 1	77.77777778		72.4137931
Lenawee	M	5-11 years	NH Asian/Native Hawaiian/Other Pacific Islands	<=10	<=10	<50		Region 1	5.882352941		10
Lenawee	M	65-74 years	NH Asian/Native Hawaiian/Other Pacific Islands	<=10		12 <50		Region 1	47.36842105		75
Lenawee	M	75+ years	NH Asian/Native Hawaiian/Other Pacific Islands	<=10		11 <50		Region 1	72.72727273		72.72727273
Lenawee	M	under 5 years	NH Asian/Native Hawaiian/Other Pacific Islands	<=10	<=10						0
Lenawee	M	12-15 years	NH Black	<=10		25	66	Region 1	12.12121212		32
Lenawee	M	16-19 years	NH Black	<=10		18	151	Region 1	4.635761589		38.88888889
Lenawee	M	20-29 years	NH Black		18	50	358	Region 1	5.027932961		36
Lenawee	M	30-39 years	NH Black		25	61	435	Region 1	5.747126437		40.98360656
Lenawee	M	40-49 years	NH Black		30	62	384	Region 1		7.8125	48.38709677
Lenawee	M	50-64 years	NH Black		101	151	308	Region 1	32.79220779		66.88741722
Lenawee	M	5-11 years	NH Black	<=10		11	87	Region 1	3.448275862		27.27272727
Lenawee	M	65-74 years	NH Black		41	55 <50		Region 1	89.13043478		74.54545455
Lenawee	M	75+ years	NH Black	<=10		13 <50		Region 1	76.92307692		76.92307692
Lenawee	M	missing	NH Black	<=10	<=10						0
Lenawee	M	under 5 years	NH Black	<=10	<=10						0
Lenawee	M	12-15 years	NH Other Race	<=10	<=10		98	Region 1	3.06122449		50
Lenawee	M	16-19 years	NH Other Race	<=10		17	92	Region 1	6.52173913		35.29411765
Lenawee	M	20-29 years	NH Other Race		20	54	168	Region 1	11.90476191		37.03703704
Lenawee	M	30-39 years	NH Other Race		39	84	76	Region 1	51.31578947		46.42857143
Lenawee	M	40-49 years	NH Other Race		49	91 <50		Region 1		100	53.84615385
Lenawee	M	50-64 years	NH Other Race		195	267	68	Region 1	286.7647059		73.03370787
Lenawee	M	5-11 years	NH Other Race	<=10	<=10		183	Region 1	1.092896175		100
Lenawee	M	65-74 years	NH Other Race		241	286 <50		Region 1	587.8048781		84.26573427
Lenawee	M	75+ years	NH Other Race		169	222 <50		Region 1	625.9259259		76.12612613
Lenawee	M	missing	NH Other Race	<=10	<=10						0
Lenawee	M	12-15 years	NH White		223	751	2048	Region 1	10.88867188		29.69374168
Lenawee	M	16-19 years	NH White		246	677	2222	Region 1	11.07110711		36.33679911
Lenawee	M	20-29 years	NH White		537	1476	5189	Region 1	10.3488148		36.38211382
Lenawee	M	30-39 years	NH White		679	1574	4915	Region 1	13.81485249		43.13850064
Lenawee	M	40-49 years	NH White		945	1844	5245	Region 1	18.0171592		51.2472885
Lenawee	M	50-64 years	NH White		2884	4423	9251	Region 1	31.17500811		65.20461225
Lenawee	M	5-11 years	NH White		158	597	3222	Region 1	4.903786468		26.46566164
Lenawee	M	65-74 years	NH White		2621	3306	5107	Region 1	51.32171529		79.28009679
Lenawee	M	75+ years	NH White		1562	1924	3007	Region 1	51.94546059		81.18503119
Lenawee	M	missing	NH White	<=10	<=10						0
Lenawee	M	under 5 years	NH White	<=10	<=10						0
Lenawee	M	12-15 years	Unknown	<=10		38					21.05263158
Lenawee	M	16-19 years	Unknown		53	137					38.68613139
Lenawee	M	20-29 years	Unknown		73	332					21.98795181
Lenawee	M	30-39 years	Unknown		136	400					34
Lenawee	M	40-49 years	Unknown		289	626					46.16613419
Lenawee	M	50-64 years	Unknown		498	975					51.07692308
Lenawee	M	5-11 years	Unknown	<=10		29					6.896551724
Lenawee	M	65-74 years	Unknown		236	389					60.66838046
Lenawee	M	75+ years	Unknown		171	287					59.58188153
Lenawee	M	missing	Unknown	<=10	<=10						0
Lenawee	M	under 5 years	Unknown	<=10	<=10						0
Lenawee	U	20-29 years	Hispanic	<=10	<=10						0
Lenawee	U	30-39 years	Hispanic	<=10	<=10						100
Lenawee	U	30-39 years	NH Black	<=10	<=10						0
Lenawee	U	30-39 years	NH Other Race	<=10	<=10						100
Lenawee	U	20-29 years	NH White	<=10	<=10						50
Lenawee	U	30-39 years	NH White	<=10	<=10						60
Lenawee	U	40-49 years	NH White	<=10	<=10						0
Lenawee	U	50-64 years	NH White	<=10	<=10						100
Lenawee	U	30-39 years	Unknown	<=10	<=10						0

Lenawee	U	50-64 years	Unknown	<=10	<=10							0	
Lenawee	U	missing	Unknown	<=10	<=10								
Livingston	F	12-15 years	Hispanic		71	144	189	Region 1	37.56613757	49.30555556			
Livingston	F	16-19 years	Hispanic		45	89	166	Region 1	27.10843374	50.56179775			
Livingston	F	20-29 years	Hispanic		95	167	342	Region 1	27.77777778	56.88622755			
Livingston	F	30-39 years	Hispanic		116	199	350	Region 1	33.14285714	58.29145729			
Livingston	F	40-49 years	Hispanic		135	214	354	Region 1	38.13559322	63.08411215			
Livingston	F	50-64 years	Hispanic		192	280	358	Region 1	53.63128492	68.57142857			
Livingston	F	5-11 years	Hispanic		30	82	319	Region 1	9.404388715	36.58536585			
Livingston	F	65-74 years	Hispanic		124	151	112	Region 1	110.7142857	82.1192053			
Livingston	F	75+ years	Hispanic		53	66	55	Region 1	96.36363636	80.3030303			
Livingston	F	missing	Hispanic	<=10	<=10								
Livingston	F	under 5 years	Hispanic	<=10	<=10							33.33333333	
Livingston	F	12-15 years	NH American Indian/Alaska Native	<=10	<=10		<50	Region 1	27.27272727		60		
Livingston	F	16-19 years	NH American Indian/Alaska Native	<=10		15	<50	Region 1	36.36363636	53.33333333			
Livingston	F	20-29 years	NH American Indian/Alaska Native		13	35	<50	Region 1		32.5	37.14285714		
Livingston	F	30-39 years	NH American Indian/Alaska Native		11	21	<50	Region 1	31.42857143	52.38095238			
Livingston	F	40-49 years	NH American Indian/Alaska Native		24	31	<50	Region 1		50	77.41935484		
Livingston	F	50-64 years	NH American Indian/Alaska Native		36	57	65	Region 1	55.38461539	63.15789474			
Livingston	F	5-11 years	NH American Indian/Alaska Native	<=10	<=10		<50	Region 1	4.166666667		20		
Livingston	F	65-74 years	NH American Indian/Alaska Native		19	25	<50	Region 1	57.57575758		76		
Livingston	F	75+ years	NH American Indian/Alaska Native		16	18	<50	Region 1	106.6666667	88.88888889			
Livingston	F	under 5 years	NH American Indian/Alaska Native	<=10	<=10								
Livingston	F	12-15 years	NH Asian/Native Hawaiian/Other Pacific Islands		24	44	<50	Region 1	51.06382979	54.54545455			
Livingston	F	16-19 years	NH Asian/Native Hawaiian/Other Pacific Islands		31	42	50	Region 1		62	73.80952381		
Livingston	F	20-29 years	NH Asian/Native Hawaiian/Other Pacific Islands		65	101	127	Region 1	51.18110236	64.35643564			
Livingston	F	30-39 years	NH Asian/Native Hawaiian/Other Pacific Islands		71	109	184	Region 1	38.58695652	65.13761468			
Livingston	F	40-49 years	NH Asian/Native Hawaiian/Other Pacific Islands		78	112	204	Region 1	38.23529412	69.64285714			
Livingston	F	50-64 years	NH Asian/Native Hawaiian/Other Pacific Islands		107	144	227	Region 1	47.13656388	74.30555556			
Livingston	F	5-11 years	NH Asian/Native Hawaiian/Other Pacific Islands		13	62	91	Region 1	14.28571429	20.96774194			
Livingston	F	65-74 years	NH Asian/Native Hawaiian/Other Pacific Islands		53	60	84	Region 1	63.0952381	88.33333333			
Livingston	F	75+ years	NH Asian/Native Hawaiian/Other Pacific Islands		26	28	59	Region 1	44.06779661	92.85714286			
Livingston	F	missing	NH Asian/Native Hawaiian/Other Pacific Islands	<=10	<=10								
Livingston	F	under 5 years	NH Asian/Native Hawaiian/Other Pacific Islands	<=10	<=10							50	
Livingston	F	12-15 years	NH Black	<=10	<=10		<50	Region 1	6.896551724		20		
Livingston	F	16-19 years	NH Black	<=10		18	<50	Region 1	43.47826087	55.55555556			
Livingston	F	20-29 years	NH Black		21	38	94	Region 1	22.34042553	55.2631579			
Livingston	F	30-39 years	NH Black		28	47	72	Region 1	38.88888889	59.57446809			
Livingston	F	40-49 years	NH Black		20	37	51	Region 1	39.21568628	54.05405405			
Livingston	F	50-64 years	NH Black		46	62	97	Region 1	47.42268041	74.19354839			
Livingston	F	5-11 years	NH Black	<=10	<=10		11	<50	Region 1	10.86956522	45.45454546		
Livingston	F	65-74 years	NH Black		27	33	<50	Region 1	71.05263158	81.81818182			
Livingston	F	75+ years	NH Black		14	18	<50	Region 1	93.33333333	77.77777778			
Livingston	F	under 5 years	NH Black	<=10	<=10								
Livingston	F	12-15 years	NH Other Race	<=10		14	132	Region 1	6.818181818	64.28571429			
Livingston	F	16-19 years	NH Other Race		52	87	132	Region 1	39.39393939	59.77014494			
Livingston	F	20-29 years	NH Other Race		121	199	199	Region 1	60.8040201	60.8040201			
Livingston	F	30-39 years	NH Other Race		93	190	103	Region 1	90.29126214	48.94736842			
Livingston	F	40-49 years	NH Other Race		151	225	112	Region 1	134.8214286	67.11111111			
Livingston	F	50-64 years	NH Other Race		439	628	156	Region 1	281.4102564	69.9044586			
Livingston	F	5-11 years	NH Other Race	<=10	<=10		205	Region 1	2.926829268		75		
Livingston	F	65-74 years	NH Other Race		393	465	<50	Region 1	913.9534884	84.51612903			
Livingston	F	75+ years	NH Other Race		344	455	<50	Region 1	1274.074074	75.6043956			
Livingston	F	missing	NH Other Race	<=10	<=10								
Livingston	F	12-15 years	NH White		866	2047	4413	Region 1	19.62383866	42.30581339			
Livingston	F	16-19 years	NH White		1286	2383	4284	Region 1	30.01867414	53.96558959			
Livingston	F	20-29 years	NH White		2695	4990	9537	Region 1	28.25836217	54.00801603			
Livingston	F	30-39 years	NH White		3538	5799	9935	Region 1	35.61147459	61.01051906			
Livingston	F	40-49 years	NH White		3961	6155	11136	Region 1	35.56932471	64.35418359			
Livingston	F	50-64 years	NH White		10306	13998	22177	Region 1	46.47156964	73.62480354			
Livingston	F	5-11 years	NH White		773	2119	6681	Region 1	11.57012423	36.47947145			
Livingston	F	65-74 years	NH White		6784	8097	10593	Region 1	64.04229208	83.78411757			
Livingston	F	75+ years	NH White		4384	5256	7183	Region 1	61.03299457	83.40943683			
Livingston	F	missing	NH White	<=10	<=10								
Livingston	F	under 5 years	NH White		19	82					23.17073171		
Livingston	F	12-15 years	Unknown		23	62					37.09677419		
Livingston	F	16-19 years	Unknown		127	260					48.84615385		
Livingston	F	20-29 years	Unknown		307	782					39.25831202		
Livingston	F	30-39 years	Unknown		342	843					40.56939502		
Livingston	F	40-49 years	Unknown		358	895					40		
Livingston	F	50-64 years	Unknown		1024	2098					48.80838894		
Livingston	F	5-11 years	Unknown		14	65					21.53846154		
Livingston	F	65-74 years	Unknown		454	800					56.75		
Livingston	F	75+ years	Unknown		402	718					55.98885794		
Livingston	F	missing	Unknown	<=10	<=10						100		
Livingston	F	under 5 years	Unknown	<=10	<=10						0		
Livingston	M	12-15 years	Hispanic		39	122	188	Region 1	20.74468085	31.96721312			
Livingston	M	16-19 years	Hispanic		45	108	183	Region 1	24.59016393	41.66666667			
Livingston	M	20-29 years	Hispanic		72	224	404	Region 1	17.82178218	32.14285714			
Livingston	M	30-39 years	Hispanic		82	198	384	Region 1	21.35416667	41.41414141			
Livingston	M	40-49 years	Hispanic		113	217	326	Region 1	34.66257669	52.07373272			
Livingston	M	50-64 years	Hispanic		191	269	357	Region 1	53.50140056	71.00371747			
Livingston	M	5-11 years	Hispanic		27	84	279	Region 1	9.677419355	32.14285714			
Livingston	M	65-74 years	Hispanic		93	107	110	Region 1	84.54545455	86.91588785			
Livingston	M	75+ years	Hispanic		36	49	63	Region 1	57.14285714	73.46938776			
Livingston	M	missing	Hispanic	<=10	<=10								
Livingston	M	under 5 years	Hispanic	<=10	<=10							75	
Livingston	M	12-15 years	NH American Indian/Alaska Native	<=10	<=10		<50	Region 1	6.666666667		50		
Livingston	M	16-19 years	NH American Indian/Alaska Native	<=10	<=10		<50	Region 1		0	0		
Livingston	M	20-29 years	NH American Indian/Alaska Native	<=10		21	58	Region 1	12.06896552	33.33333333			
Livingston	M	30-39 years	NH American Indian/Alaska Native		16	30	<50	Region 1	48.48484849	53.33333333			
Livingston	M	40-49 years	NH American Indian/Alaska Native	<=10		16	<50	Region 1	22.85714286		50		
Livingston	M	50-64 years	NH American Indian/Alaska Native		33	53	115	Region 1	28.69565217	62.26415094			
Livingston	M	5-11 years	NH American Indian/Alaska Native	<=10	<=10		<50	Region 1		8	28.57142857		

Livingston	M	65-74 years	NH American Indian/Alaska Native	17	20	<50	Region 1	54.83870968	85	
Livingston	M	75+ years	NH American Indian/Alaska Native	<=10	<=10	<50	Region 1	30.76923077	80	
Livingston	M	12-15 years	NH Asian/Native Hawaiian/Other Pacific Islands	13	32	<50	Region 1	37.14285714	40.625	
Livingston	M	16-19 years	NH Asian/Native Hawaiian/Other Pacific Islands	26	37	<50	Region 1	89.65517241	70.27027027	
Livingston	M	20-29 years	NH Asian/Native Hawaiian/Other Pacific Islands	29	47	116	Region 1	25	61.70212766	
Livingston	M	30-39 years	NH Asian/Native Hawaiian/Other Pacific Islands	41	65	143	Region 1	28.67132867	63.07692308	
Livingston	M	40-49 years	NH Asian/Native Hawaiian/Other Pacific Islands	47	60	94	Region 1	50	78.33333333	
Livingston	M	50-64 years	NH Asian/Native Hawaiian/Other Pacific Islands	84	101	149	Region 1	56.37583893	83.16831683	
Livingston	M	5-11 years	NH Asian/Native Hawaiian/Other Pacific Islands	13	61	67	Region 1	19.40298508	21.31147541	
Livingston	M	65-74 years	NH Asian/Native Hawaiian/Other Pacific Islands	41	49	59	Region 1	69.49152542	83.67346939	
Livingston	M	75+ years	NH Asian/Native Hawaiian/Other Pacific Islands	26	28	<50	Region 1	55.31914894	92.85714286	
Livingston	M	missing	NH Asian/Native Hawaiian/Other Pacific Islands	<=10	<=10					
Livingston	M	under 5 years	NH Asian/Native Hawaiian/Other Pacific Islands	<=10	<=10					
Livingston	M	12-15 years	NH Black	<=10		25	<50	Region 1	23.33333333	28
Livingston	M	16-19 years	NH Black	13	28	<50	Region 1	36.11111111	46.42857143	
Livingston	M	20-29 years	NH Black	22	50	157	Region 1	14.01273885	44	
Livingston	M	30-39 years	NH Black	22	38	115	Region 1	19.13043478	57.89473684	
Livingston	M	40-49 years	NH Black	24	37	114	Region 1	21.05263158	64.86486487	
Livingston	M	50-64 years	NH Black	53	74	130	Region 1	40.76923077	71.62162162	
Livingston	M	5-11 years	NH Black	<=10	13	<50	Region 1	10.52631579	30.76923077	
Livingston	M	65-74 years	NH Black	25	30	<50	Region 1	60.97560976	83.33333333	
Livingston	M	75+ years	NH Black	17	19	<50	Region 1	106.25	89.47368421	
Livingston	M	missing	NH Black	<=10	<=10					
Livingston	M	under 5 years	NH Black	<=10	<=10				0	
Livingston	M	12-15 years	NH Other Race	<=10	13	126	Region 1	4.761904762	46.15384615	
Livingston	M	16-19 years	NH Other Race	28	55	119	Region 1	23.52941177	50.90909091	
Livingston	M	20-29 years	NH Other Race	94	166	233	Region 1	40.34334764	56.62650602	
Livingston	M	30-39 years	NH Other Race	104	189	111	Region 1	93.69369369	55.02645503	
Livingston	M	40-49 years	NH Other Race	108	187	96	Region 1	112.5	57.7540107	
Livingston	M	50-64 years	NH Other Race	350	526	161	Region 1	217.3913044	66.53992395	
Livingston	M	5-11 years	NH Other Race	<=10	<=10	221	Region 1	0.904977376	50	
Livingston	M	65-74 years	NH Other Race	355	430	54	Region 1	657.4074074	82.55813954	
Livingston	M	75+ years	NH Other Race	270	344	<50	Region 1	1000	78.48837209	
Livingston	M	missing	NH Other Race	<=10	<=10					
Livingston	M	under 5 years	NH Other Race	<=10	<=10					
Livingston	M	12-15 years	NH White	827	2081	4706	Region 1	17.57331067	39.74050937	
Livingston	M	16-19 years	NH White	1036	2160	4733	Region 1	21.88886541	47.96296296	
Livingston	M	20-29 years	NH White	1924	4388	10538	Region 1	18.25773392	43.84685506	
Livingston	M	30-39 years	NH White	2645	4916	10133	Region 1	26.10283233	53.80390561	
Livingston	M	40-49 years	NH White	3260	5422	11187	Region 1	29.14096719	60.12541498	
Livingston	M	50-64 years	NH White	8699	12596	21971	Region 1	39.5931	69.06160686	
Livingston	M	5-11 years	NH White	742	2195	7167	Region 1	10.35300684	33.80410023	
Livingston	M	65-74 years	NH White	6013	7241	9925	Region 1	60.58438287	83.04101643	
Livingston	M	75+ years	NH White	3472	4219	5714	Region 1	60.76303815	82.29438256	
Livingston	M	missing	NH White	<=10	<=10					
Livingston	M	under 5 years	NH White	20	105				19.04761905	
Livingston	M	12-15 years	Unknown	19	60				31.66666667	
Livingston	M	16-19 years	Unknown	124	315				39.36507937	
Livingston	M	20-29 years	Unknown	283	867				32.64129181	
Livingston	M	30-39 years	Unknown	358	992				36.08870968	
Livingston	M	40-49 years	Unknown	418	1068				39.13857678	
Livingston	M	50-64 years	Unknown	1040	2206				47.14415231	
Livingston	M	5-11 years	Unknown	24	92				26.08695652	
Livingston	M	65-74 years	Unknown	425	784				54.20918367	
Livingston	M	75+ years	Unknown	301	533				56.4727955	
Livingston	M	missing	Unknown	<=10	<=10					
Livingston	M	under 5 years	Unknown	<=10	<=10				20	
Livingston	U	20-29 years	Hispanic	<=10	<=10				0	
Livingston	U	30-39 years	NH Other Race	<=10	<=10				100	
Livingston	U	40-49 years	NH Other Race	<=10	<=10				100	
Livingston	U	20-29 years	NH White	<=10	<=10				60	
Livingston	U	30-39 years	NH White	<=10		13			30.76923077	
Livingston	U	40-49 years	NH White	16	23				69.56521739	
Livingston	U	50-64 years	NH White	11	15				73.33333333	
Livingston	U	65-74 years	NH White	<=10	<=10				100	
Livingston	U	75+ years	NH White	<=10	<=10				75	
Livingston	U	under 5 years	NH White	<=10	<=10				0	
Livingston	U	30-39 years	Unknown	<=10	<=10				14.28571429	
Livingston	U	40-49 years	Unknown	<=10	<=10				0	
Livingston	U	50-64 years	Unknown	<=10	<=10				25	
Livingston	U	5-11 years	Unknown	<=10	<=10				0	
Livingston	U	65-74 years	Unknown	<=10	<=10				0	
Luce	F	16-19 years	Hispanic	<=10	<=10	<50	Region 8	0		
Luce	F	30-39 years	Hispanic	<=10	<=10	<50	Region 8	20	100	
Luce	F	50-64 years	Hispanic	<=10	<=10	<50	Region 8	33.33333333	40	
Luce	F	75+ years	Hispanic	<=10	<=10	<50	Region 8	75	100	
Luce	F	12-15 years	NH American Indian/Alaska Native	<=10	<=10	<50	Region 8	0	0	
Luce	F	16-19 years	NH American Indian/Alaska Native	<=10	<=10	<50	Region 8	14.28571429	100	
Luce	F	20-29 years	NH American Indian/Alaska Native	<=10	<=10	<50	Region 8	5.263157895	25	
Luce	F	30-39 years	NH American Indian/Alaska Native	<=10	<=10	<50	Region 8	23.07692308	50	
Luce	F	40-49 years	NH American Indian/Alaska Native	<=10	<=10	<50	Region 8	17.64705882	50	
Luce	F	50-64 years	NH American Indian/Alaska Native	<=10	<=10	<50	Region 8	15.78947368	85.71428571	
Luce	F	5-11 years	NH American Indian/Alaska Native	<=10	<=10	<50	Region 8	0	0	
Luce	F	65-74 years	NH American Indian/Alaska Native	<=10	<=10	<50	Region 8	26.31578947	83.33333333	
Luce	F	75+ years	NH American Indian/Alaska Native	<=10	<=10	<50	Region 8	15.78947368	100	
Luce	F	16-19 years	NH Black	<=10	<=10	<50	Region 8	100	100	
Luce	F	20-29 years	NH Black	<=10	<=10	<50	Region 8	0	0	
Luce	F	50-64 years	NH Black	<=10	<=10	<50	Region 8	100	50	
Luce	F	16-19 years	NH Other Race	<=10	<=10	<50	Region 8	25	100	
Luce	F	20-29 years	NH Other Race	<=10	<=10	<50	Region 8	9.090909091	33.33333333	
Luce	F	30-39 years	NH Other Race	<=10	<=10	<50	Region 8	20	100	
Luce	F	50-64 years	NH Other Race	<=10	<=10	<50	Region 8	27.27272727	50	
Luce	F	65-74 years	NH Other Race	<=10	<=10	<50	Region 8	233.3333333	87.5	
Luce	F	75+ years	NH Other Race	<=10	<=10	<50	Region 8	150	100	

Luce	F	12-15 years	NH White	<=10		18	84 Region 8	8.33333333	38.88888889
Luce	F	16-19 years	NH White	<=10		31	79 Region 8	12.65822785	32.25806452
Luce	F	20-29 years	NH White		21	57	198 Region 8	10.60606061	36.84210526
Luce	F	30-39 years	NH White		33	82	207 Region 8	15.94202899	40.24390244
Luce	F	40-49 years	NH White		42	79	248 Region 8	16.93548387	53.16455696
Luce	F	50-64 years	NH White		148	210	528 Region 8	28.03030303	70.47619048
Luce	F	5-11 years	NH White	<=10		23	138 Region 8	3.623188406	21.73913044
Luce	F	65-74 years	NH White		126	160	296 Region 8	42.56756757	78.75
Luce	F	75+ years	NH White		114	143	314 Region 8	36.30573248	79.72027972
Luce	F	missing	NH White	<=10	<=10				
Luce	F	12-15 years	Unknown	<=10	<=10				0
Luce	F	16-19 years	Unknown	<=10	<=10				33.33333333
Luce	F	20-29 years	Unknown		11	26			42.30769231
Luce	F	30-39 years	Unknown		16	34			47.05882353
Luce	F	40-49 years	Unknown		25	60			41.66666667
Luce	F	50-64 years	Unknown		99	165			60
Luce	F	65-74 years	Unknown		91	124			73.38709677
Luce	F	75+ years	Unknown		80	100			80
Luce	F	missing	Unknown	<=10	<=10				
Luce	M	12-15 years	Hispanic	<=10	<=10	<50	Region 8	0	0
Luce	M	65-74 years	Hispanic	<=10	<=10	<50	Region 8	100	33.33333333
Luce	M	75+ years	Hispanic	<=10	<=10	<50	Region 8		100
Luce	M	12-15 years	NH American Indian/Alaska Native	<=10	<=10	<50	Region 8	0	0
Luce	M	16-19 years	NH American Indian/Alaska Native	<=10	<=10	<50	Region 8	57.14285714	66.66666667
Luce	M	20-29 years	NH American Indian/Alaska Native	<=10	<=10	<50	Region 8	3.448275862	25
Luce	M	30-39 years	NH American Indian/Alaska Native	<=10	<=10	<50	Region 8	12.5	40
Luce	M	40-49 years	NH American Indian/Alaska Native	<=10	<=10	<50	Region 8	8.333333333	25
Luce	M	50-64 years	NH American Indian/Alaska Native	<=10	<=10	<50	Region 8	15.78947368	66.66666667
Luce	M	5-11 years	NH American Indian/Alaska Native	<=10	<=10	<50	Region 8	0	0
Luce	M	65-74 years	NH American Indian/Alaska Native	<=10	<=10	<50	Region 8	21.05263158	80
Luce	M	50-64 years	NH Asian/Native Hawaiian/Other Pacific Islands	<=10	<=10	<50	Region 8	0	0
Luce	M	20-29 years	NH Black	<=10	<=10	208	Region 8	0	0
Luce	M	30-39 years	NH Black	<=10	<=10	237	Region 8	0.421940928	100
Luce	M	40-49 years	NH Black	<=10	<=10	179	Region 8	2.234636872	66.66666667
Luce	M	50-64 years	NH Black	<=10	<=10	96	Region 8	9.375	90
Luce	M	65-74 years	NH Black	<=10	<=10	<50	Region 8	100	100
Luce	M	20-29 years	NH Other Race	<=10	<=10	<50	Region 8	9.090909091	100
Luce	M	40-49 years	NH Other Race	<=10	<=10	<50	Region 8	10	50
Luce	M	50-64 years	NH Other Race	<=10	<=10	<50	Region 8	14.28571429	50
Luce	M	65-74 years	NH Other Race	<=10	<=10	<50	Region 8	57.14285714	57.14285714
Luce	M	75+ years	NH Other Race	<=10	<=10	<50	Region 8	12.5	33.33333333
Luce	M	12-15 years	NH White	<=10		35	105 Region 8	4.761904762	14.28571429
Luce	M	16-19 years	NH White	<=10		21	104 Region 8	4.807692308	23.80952381
Luce	M	20-29 years	NH White		19	50	288 Region 8	6.597222222	38
Luce	M	30-39 years	NH White		19	42	306 Region 8	6.209150327	45.23809524
Luce	M	40-49 years	NH White		33	74	335 Region 8	9.850746269	44.5945946
Luce	M	50-64 years	NH White		118	176	606 Region 8	19.4719472	67.04545455
Luce	M	5-11 years	NH White	<=10		17	148 Region 8	0.675675676	5.882352941
Luce	M	65-74 years	NH White		112	137	353 Region 8	31.72804533	81.75182482
Luce	M	75+ years	NH White		82	99	257 Region 8	31.90661479	82.82828283
Luce	M	missing	NH White	<=10	<=10				
Luce	M	under 5 years	NH White	<=10	<=10				0
Luce	M	12-15 years	Unknown	<=10	<=10				0
Luce	M	16-19 years	Unknown	<=10	<=10				20
Luce	M	20-29 years	Unknown	<=10		30			30
Luce	M	30-39 years	Unknown		28	62			45.16129032
Luce	M	40-49 years	Unknown		55	96			57.29166667
Luce	M	50-64 years	Unknown		138	214			64.48598131
Luce	M	5-11 years	Unknown	<=10	<=10				0
Luce	M	65-74 years	Unknown		107	151			70.86092715
Luce	M	75+ years	Unknown		67	97			69.07216495
Luce	M	missing	Unknown	<=10	<=10				
Luce	U	30-39 years	NH American Indian/Alaska Native	<=10	<=10				100
Luce	U	30-39 years	NH White	<=10	<=10				100
Luce	U	40-49 years	NH White	<=10	<=10				50
Luce	U	30-39 years	Unknown	<=10	<=10				50
Luce	U	40-49 years	Unknown	<=10	<=10				100
Mackinac	F	12-15 years	Hispanic	<=10	<=10	<50	Region 8	40	40
Mackinac	F	16-19 years	Hispanic	<=10	<=10	<50	Region 8	28.57142857	100
Mackinac	F	20-29 years	Hispanic	<=10		17	<50 Region 8	10	5.882352941
Mackinac	F	30-39 years	Hispanic	<=10		11	<50 Region 8	0	0
Mackinac	F	40-49 years	Hispanic	<=10		19	<50 Region 8	23.80952381	26.31578947
Mackinac	F	50-64 years	Hispanic	<=10	<=10	<50	Region 8	45.45454546	50
Mackinac	F	65-74 years	Hispanic	<=10	<=10	<50	Region 8	66.66666667	100
Mackinac	F	75+ years	Hispanic	<=10	<=10	<50	Region 8	18.18181818	66.66666667
Mackinac	F	missing	Hispanic	<=10	<=10				
Mackinac	F	12-15 years	NH American Indian/Alaska Native	<=10		13	54 Region 8	3.703703704	15.38461539
Mackinac	F	16-19 years	NH American Indian/Alaska Native	<=10		33	<50 Region 8	21.73913044	30.3030303
Mackinac	F	20-29 years	NH American Indian/Alaska Native		12	33	98 Region 8	12.24489796	36.36363636
Mackinac	F	30-39 years	NH American Indian/Alaska Native		12	33	86 Region 8	13.95348837	36.36363636
Mackinac	F	40-49 years	NH American Indian/Alaska Native		19	34	96 Region 8	19.79166667	55.88235294
Mackinac	F	50-64 years	NH American Indian/Alaska Native		50	71	207 Region 8	24.15458937	70.42253521
Mackinac	F	5-11 years	NH American Indian/Alaska Native	<=10		11	59 Region 8	1.694915254	9.090909091
Mackinac	F	65-74 years	NH American Indian/Alaska Native		22	28	106 Region 8	20.75471698	78.57142857
Mackinac	F	75+ years	NH American Indian/Alaska Native		11	14	52 Region 8	21.15384615	78.57142857
Mackinac	F	missing	NH American Indian/Alaska Native	<=10	<=10				
Mackinac	F	12-15 years	NH Asian/Native Hawaiian/Other Pacific Islands	<=10	<=10	<50	Region 8	100	100
Mackinac	F	16-19 years	NH Asian/Native Hawaiian/Other Pacific Islands	<=10	<=10	<50	Region 8	0	0
Mackinac	F	20-29 years	NH Asian/Native Hawaiian/Other Pacific Islands	<=10	<=10	<50	Region 8	0	0
Mackinac	F	30-39 years	NH Asian/Native Hawaiian/Other Pacific Islands	<=10	<=10	<50	Region 8	57.14285714	100
Mackinac	F	40-49 years	NH Asian/Native Hawaiian/Other Pacific Islands	<=10	<=10	<50	Region 8	66.66666667	50
Mackinac	F	50-64 years	NH Asian/Native Hawaiian/Other Pacific Islands	<=10	<=10	<50	Region 8	0	0
Mackinac	F	5-11 years	NH Asian/Native Hawaiian/Other Pacific Islands	<=10	<=10	<50	Region 8		100
Mackinac	F	65-74 years	NH Asian/Native Hawaiian/Other Pacific Islands	<=10	<=10	<50	Region 8	16.66666667	100

Mackinac	F	75+ years	NH Asian/Native Hawaiian/Other Pacific Islands	<=10	<=10	<50	Region 8	100	66.6666667
Mackinac	F	12-15 years	NH Black	<=10	<=10	<50	Region 8	16.6666667	50
Mackinac	F	16-19 years	NH Black	<=10	<=10	<50	Region 8	40	50
Mackinac	F	20-29 years	NH Black	<=10		24 <50	Region 8	21.42857143	12.5
Mackinac	F	30-39 years	NH Black	<=10		61 <50	Region 8	2.857142857	1.639344262
Mackinac	F	40-49 years	NH Black	<=10		56 <50	Region 8	5.882352941	3.571428571
Mackinac	F	50-64 years	NH Black	<=10		28	58 Region 8	0	0
Mackinac	F	5-11 years	NH Black	<=10	<=10	<50	Region 8	0	0
Mackinac	F	65-74 years	NH Black	<=10	<=10	<50	Region 8	25	33.33333333
Mackinac	F	75+ years	NH Black	<=10	<=10	<50	Region 8	33.33333333	100
Mackinac	F	12-15 years	NH Other Race	<=10	<=10	<50	Region 8	5.555555556	100
Mackinac	F	16-19 years	NH Other Race	<=10	<=10	<50	Region 8	6.666666667	33.33333333
Mackinac	F	20-29 years	NH Other Race	<=10	<=10	<50	Region 8	2.941176471	16.66666667
Mackinac	F	30-39 years	NH Other Race	<=10	<=10	<50	Region 8	30	85.71428571
Mackinac	F	40-49 years	NH Other Race	<=10	<=10	<50	Region 8	27.27272727	66.66666667
Mackinac	F	50-64 years	NH Other Race		26	33 <50	Region 8	57.77777778	78.78787879
Mackinac	F	65-74 years	NH Other Race		32	37 <50	Region 8	100	86.48648649
Mackinac	F	75+ years	NH Other Race		19	25 <50	Region 8	118.75	76
Mackinac	F	missing	NH Other Race	<=10	<=10				
Mackinac	F	12-15 years	NH White		14	53	115 Region 8	12.17391304	26.41509434
Mackinac	F	16-19 years	NH White		25	56	125 Region 8	20	44.64285714
Mackinac	F	20-29 years	NH White		55	131	301 Region 8	18.27242525	41.98473282
Mackinac	F	30-39 years	NH White		62	138	315 Region 8	19.68253968	44.92753623
Mackinac	F	40-49 years	NH White		94	158	403 Region 8	23.32506204	59.49367089
Mackinac	F	50-64 years	NH White		327	479	975 Region 8	33.53846154	68.26722338
Mackinac	F	5-11 years	NH White	<=10		28	174 Region 8	1.149425287	7.142857143
Mackinac	F	65-74 years	NH White		361	436	732 Region 8	49.31693989	82.79816514
Mackinac	F	75+ years	NH White		221	263	595 Region 8	37.14285714	84.03041825
Mackinac	F	missing	NH White	<=10	<=10				
Mackinac	F	under 5 years	NH White	<=10	<=10				
Mackinac	F	12-15 years	Unknown	<=10	<=10				0
Mackinac	F	16-19 years	Unknown	<=10		25			40
Mackinac	F	20-29 years	Unknown		34	94			36.17021277
Mackinac	F	30-39 years	Unknown		37	104			35.57692308
Mackinac	F	40-49 years	Unknown		95	176			53.97727273
Mackinac	F	50-64 years	Unknown		264	397			66.49874055
Mackinac	F	5-11 years	Unknown	<=10	<=10				20
Mackinac	F	65-74 years	Unknown		204	279			73.11827957
Mackinac	F	75+ years	Unknown		146	212			68.86792453
Mackinac	F	missing	Unknown	<=10	<=10				
Mackinac	M	12-15 years	Hispanic	<=10	<=10	<50	Region 8	5.555555556	20
Mackinac	M	16-19 years	Hispanic	<=10	<=10	<50	Region 8	0	0
Mackinac	M	20-29 years	Hispanic	<=10	<=10	19 <50	Region 8	0	0
Mackinac	M	30-39 years	Hispanic	<=10	<=10	19 <50	Region 8	0	0
Mackinac	M	40-49 years	Hispanic	<=10	<=10	18 <50	Region 8	6.25	5.555555556
Mackinac	M	50-64 years	Hispanic	<=10	<=10	22 <50	Region 8	38.88888889	31.81818182
Mackinac	M	65-74 years	Hispanic	<=10	<=10	<50	Region 8	25	50
Mackinac	M	75+ years	Hispanic	<=10	<=10	<50	Region 8	33.33333333	100
Mackinac	M	under 5 years	Hispanic	<=10	<=10				0
Mackinac	M	12-15 years	NH American Indian/Alaska Native	<=10		12	64 Region 8	4.6875	25
Mackinac	M	16-19 years	NH American Indian/Alaska Native	<=10		18	68 Region 8	8.823529412	33.33333333
Mackinac	M	20-29 years	NH American Indian/Alaska Native		16	40	130 Region 8	12.30769231	40
Mackinac	M	30-39 years	NH American Indian/Alaska Native	<=10		23	83 Region 8	9.638554217	34.7826087
Mackinac	M	40-49 years	NH American Indian/Alaska Native	<=10		23	113 Region 8	7.079646018	34.7826087
Mackinac	M	50-64 years	NH American Indian/Alaska Native		42	65	213 Region 8	19.71830986	64.61538462
Mackinac	M	5-11 years	NH American Indian/Alaska Native	<=10	<=10		59 Region 8	1.694915254	20
Mackinac	M	65-74 years	NH American Indian/Alaska Native		21	28	81 Region 8	25.92592593	75
Mackinac	M	75+ years	NH American Indian/Alaska Native	<=10	<=10	<50	Region 8	5.128205128	100
Mackinac	M	12-15 years	NH Asian/Native Hawaiian/Other Pacific Islands	<=10	<=10	<50	Region 8		0
Mackinac	M	20-29 years	NH Asian/Native Hawaiian/Other Pacific Islands	<=10	<=10	<50	Region 8	4.761904762	25
Mackinac	M	30-39 years	NH Asian/Native Hawaiian/Other Pacific Islands	<=10	<=10	<50	Region 8	14.28571429	50
Mackinac	M	40-49 years	NH Asian/Native Hawaiian/Other Pacific Islands	<=10	<=10	<50	Region 8	14.28571429	33.33333333
Mackinac	M	5-11 years	NH Asian/Native Hawaiian/Other Pacific Islands	<=10	<=10	<50	Region 8	0	0
Mackinac	M	65-74 years	NH Asian/Native Hawaiian/Other Pacific Islands	<=10	<=10	<50	Region 8	25	100
Mackinac	M	12-15 years	NH Black	<=10	<=10	<50	Region 8	0	0
Mackinac	M	16-19 years	NH Black	<=10	<=10	<50	Region 8	50	16.66666667
Mackinac	M	20-29 years	NH Black	<=10	<=10	41 <50	Region 8	3.703703704	2.43902439
Mackinac	M	30-39 years	NH Black	<=10	<=10	64 <50	Region 8	0	0
Mackinac	M	40-49 years	NH Black	<=10	<=10	44	53 Region 8	0	0
Mackinac	M	50-64 years	NH Black	<=10	<=10	39	56 Region 8	7.142857143	10.25641026
Mackinac	M	5-11 years	NH Black	<=10	<=10	<50	Region 8	0	0
Mackinac	M	65-74 years	NH Black	<=10	<=10	<50	Region 8	0	0
Mackinac	M	75+ years	NH Black	<=10	<=10	<50	Region 8		100
Mackinac	M	missing	NH Black	<=10	<=10				0
Mackinac	M	12-15 years	NH Other Race	<=10	<=10	<50	Region 8	0	0
Mackinac	M	16-19 years	NH Other Race	<=10	<=10	<50	Region 8	10	100
Mackinac	M	20-29 years	NH Other Race	<=10	<=10	<50	Region 8	2.325581395	25
Mackinac	M	30-39 years	NH Other Race	<=10	<=10	<50	Region 8	4.545454546	25
Mackinac	M	40-49 years	NH Other Race	<=10	<=10	<50	Region 8	18.18181818	57.14285714
Mackinac	M	50-64 years	NH Other Race		15	22 <50	Region 8	32.60869565	68.18181818
Mackinac	M	5-11 years	NH Other Race	<=10	<=10	<50	Region 8	0	0
Mackinac	M	65-74 years	NH Other Race		34	39 <50	Region 8	117.2413793	87.17948718
Mackinac	M	75+ years	NH Other Race		24	25 <50	Region 8	200	96
Mackinac	M	missing	NH Other Race	<=10	<=10				
Mackinac	M	12-15 years	NH White	<=10		40	137 Region 8	6.569343066	22.5
Mackinac	M	16-19 years	NH White		23	52	131 Region 8	17.55725191	44.23076923
Mackinac	M	20-29 years	NH White		33	98	355 Region 8	9.295774648	33.67346939
Mackinac	M	30-39 years	NH White		38	105	338 Region 8	11.24260355	36.19047619
Mackinac	M	40-49 years	NH White		68	132	379 Region 8	17.94195251	51.51515152
Mackinac	M	50-64 years	NH White		254	409	972 Region 8	26.13168724	62.10268949
Mackinac	M	5-11 years	NH White	<=10		28	195 Region 8	3.076923077	21.42857143
Mackinac	M	65-74 years	NH White		302	364	776 Region 8	38.91752577	82.96703297
Mackinac	M	75+ years	NH White		191	248	568 Region 8	33.62676056	77.01612903
Mackinac	M	missing	NH White	<=10	<=10				0

Mackinac	M	under 5 years	NH White	<=10	<=10							
Mackinac	M	12-15 years	Unknown	<=10	<=10						16.6666667	
Mackinac	M	16-19 years	Unknown	<=10		15					66.6666667	
Mackinac	M	20-29 years	Unknown		22	78					28.20512821	
Mackinac	M	30-39 years	Unknown		42	136					30.88235294	
Mackinac	M	40-49 years	Unknown		62	161					38.50931677	
Mackinac	M	50-64 years	Unknown		230	412					55.82524272	
Mackinac	M	5-11 years	Unknown	<=10	<=10						25	
Mackinac	M	65-74 years	Unknown		205	293					69.96587031	
Mackinac	M	75+ years	Unknown		127	182					69.78021978	
Mackinac	M	missing	Unknown	<=10	<=10							
Mackinac	U	30-39 years	NH American Indian/Alaska Native	<=10	<=10						33.33333333	
Mackinac	U	30-39 years	NH White	<=10	<=10						100	
Mackinac	U	40-49 years	NH White	<=10	<=10						33.33333333	
Mackinac	U	20-29 years	Unknown	<=10	<=10						0	
Mackinac	U	30-39 years	Unknown	<=10		13					53.84615385	
Mackinac	U	40-49 years	Unknown	<=10	<=10						33.33333333	
Mackinac	U	65-74 years	Unknown	<=10	<=10						50	
Macomb	F	12-15 years	Hispanic		218	666	884 Region 2N	24.66063348		32.73273273		
Macomb	F	16-19 years	Hispanic		218	619	816 Region 2N	26.71568628		35.2180937		
Macomb	F	20-29 years	Hispanic		464	1091	1909 Region 2N	24.30591933		42.52978918		
Macomb	F	30-39 years	Hispanic		503	1096	1643 Region 2N	30.61472915		45.89416058		
Macomb	F	40-49 years	Hispanic		574	1042	1492 Region 2N	38.47184987		55.08637236		
Macomb	F	50-64 years	Hispanic		873	1368	1652 Region 2N	52.84503632		63.81578947		
Macomb	F	5-11 years	Hispanic		68	330	1438 Region 2N	4.728789986		20.60606061		
Macomb	F	65-74 years	Hispanic		375	507	499 Region 2N	75.1503006		73.96449704		
Macomb	F	75+ years	Hispanic		240	306	401 Region 2N	59.85037407		78.43137255		
Macomb	F	missing	Hispanic	<=10	<=10							
Macomb	F	under 5 years	Hispanic	<=10	<=10						20	
Macomb	F	12-15 years	NH American Indian/Alaska Native	<=10		27	62 Region 2N	12.90322581		29.62962963		
Macomb	F	16-19 years	NH American Indian/Alaska Native		16	38	52 Region 2N	30.76923077		42.10526316		
Macomb	F	20-29 years	NH American Indian/Alaska Native		47	120	194 Region 2N	24.22680412		39.16666667		
Macomb	F	30-39 years	NH American Indian/Alaska Native		42	97	175 Region 2N	24		43.29896907		
Macomb	F	40-49 years	NH American Indian/Alaska Native		56	127	189 Region 2N	29.62962963		44.09448819		
Macomb	F	50-64 years	NH American Indian/Alaska Native		144	226	274 Region 2N	52.55474453		63.71681416		
Macomb	F	5-11 years	NH American Indian/Alaska Native	<=10		17	113 Region 2N	0.884955752		5.882352941		
Macomb	F	65-74 years	NH American Indian/Alaska Native		78	106	96 Region 2N		81.25	73.58490566		
Macomb	F	75+ years	NH American Indian/Alaska Native		78	102	58 Region 2N	134.4827586		76.47058824		
Macomb	F	missing	NH American Indian/Alaska Native	<=10	<=10							
Macomb	F	under 5 years	NH American Indian/Alaska Native	<=10	<=10							
Macomb	F	12-15 years	NH Asian/Native Hawaiian/Other Pacific Islands		203	523	973 Region 2N	20.86330935		38.81453155		
Macomb	F	16-19 years	NH Asian/Native Hawaiian/Other Pacific Islands		380	538	887 Region 2N	42.8410372		70.63197026		
Macomb	F	20-29 years	NH Asian/Native Hawaiian/Other Pacific Islands		894	1581	3174 Region 2N	28.16635161		56.54648956		
Macomb	F	30-39 years	NH Asian/Native Hawaiian/Other Pacific Islands		908	1628	3157 Region 2N	28.76148242		55.77395577		
Macomb	F	40-49 years	NH Asian/Native Hawaiian/Other Pacific Islands		1045	1648	2744 Region 2N	38.08309038		63.41019418		
Macomb	F	50-64 years	NH Asian/Native Hawaiian/Other Pacific Islands		1517	2153	3150 Region 2N	48.15873016		70.4598235		
Macomb	F	5-11 years	NH Asian/Native Hawaiian/Other Pacific Islands		141	884	1689 Region 2N	8.348134991		15.95022624		
Macomb	F	65-74 years	NH Asian/Native Hawaiian/Other Pacific Islands		748	940	1430 Region 2N	52.30769231		79.57446809		
Macomb	F	75+ years	NH Asian/Native Hawaiian/Other Pacific Islands		346	436	795 Region 2N	43.52201258		79.35779817		
Macomb	F	missing	NH Asian/Native Hawaiian/Other Pacific Islands	<=10	<=10							
Macomb	F	under 5 years	NH Asian/Native Hawaiian/Other Pacific Islands	<=10	<=10						66.6666667	
Macomb	F	12-15 years	NH Black		368	1297	3139 Region 2N	11.72347882		28.37316885		
Macomb	F	16-19 years	NH Black		516	1422	3063 Region 2N	16.84622919		36.28691983		
Macomb	F	20-29 years	NH Black		957	3554	10099 Region 2N	9.476185761		26.92740574		
Macomb	F	30-39 years	NH Black		1375	4104	8377 Region 2N	16.41399069		33.50389864		
Macomb	F	40-49 years	NH Black		2532	4945	8868 Region 2N	28.55209743		51.20323559		
Macomb	F	50-64 years	NH Black		4730	7186	10475 Region 2N	45.15513127		65.82243251		
Macomb	F	5-11 years	NH Black		199	985	5748 Region 2N	3.462073765		20.20304569		
Macomb	F	65-74 years	NH Black		2327	2925	3722 Region 2N	62.52015046		79.55555556		
Macomb	F	75+ years	NH Black		896	1156	1660 Region 2N	53.97590361		77.50865052		
Macomb	F	missing	NH Black	<=10	<=10							
Macomb	F	under 5 years	NH Black	<=10	<=10						20	
Macomb	F	12-15 years	NH Other Race		85	219	991 Region 2N	8.577194753		38.81278539		
Macomb	F	16-19 years	NH Other Race		375	694	805 Region 2N	46.58385093		54.03458213		
Macomb	F	20-29 years	NH Other Race		975	2025	1893 Region 2N	51.50554675		48.14814815		
Macomb	F	30-39 years	NH Other Race		898	2020	1106 Region 2N	81.19349005		44.45544555		
Macomb	F	40-49 years	NH Other Race		1124	2191	910 Region 2N	123.5164835		51.3007759		
Macomb	F	50-64 years	NH Other Race		2774	4362	1054 Region 2N	263.1878558		63.59468134		
Macomb	F	5-11 years	NH Other Race		16	74	1799 Region 2N	0.889382991		21.62162162		
Macomb	F	65-74 years	NH Other Race		2253	2975	305 Region 2N	738.6885246		75.73109244		
Macomb	F	75+ years	NH Other Race		2250	3083	185 Region 2N	1216.216216		72.9808628		
Macomb	F	missing	NH Other Race	<=10	<=10							
Macomb	F	under 5 years	NH Other Race	<=10	<=10							
Macomb	F	12-15 years	NH White		1999	6044	14632 Region 2N	13.66183707		33.0741231		
Macomb	F	16-19 years	NH White		3751	7973	13878 Region 2N	27.02839026		47.0462812		
Macomb	F	20-29 years	NH White		8910	19846	40247 Region 2N	22.13829602		44.89569687		
Macomb	F	30-39 years	NH White		9779	20465	39778 Region 2N	24.58394087		47.7840215		
Macomb	F	40-49 years	NH White		12115	22361	41754 Region 2N	29.01518417		54.1791512		
Macomb	F	50-64 years	NH White		33549	50507	80358 Region 2N	41.74942134		66.42445602		
Macomb	F	5-11 years	NH White		1098	4617	23219 Region 2N	4.728885826		23.78167641		
Macomb	F	65-74 years	NH White		64839	31095	40676 Region 2N	61.06549317		79.88100981		
Macomb	F	75+ years	NH White		19687	24626	36306 Region 2N	54.22519694		79.94396167		
Macomb	F	missing	NH White	<=10	<=10						0	
Macomb	F	under 5 years	NH White		22	91					24.17582418	
Macomb	F	12-15 years	Unknown		128	450					28.44444444	
Macomb	F	16-19 years	Unknown		315	832					37.86057692	
Macomb	F	20-29 years	Unknown		1357	3983					34.06979664	
Macomb	F	30-39 years	Unknown		1546	4496					34.386121	
Macomb	F	40-49 years	Unknown		1555	4161					37.37082432	
Macomb	F	50-64 years	Unknown		3052	6938					43.98962237	
Macomb	F	5-11 years	Unknown		58	370					15.67567568	
Macomb	F	65-74 years	Unknown		1528	2837					53.85971096	
Macomb	F	75+ years	Unknown		1134	2238					50.67024129	
Macomb	F	missing	Unknown	<=10	<=10						0	

Macomb	F	under 5 years	Unknown	<=10	<=10						37.5
Macomb	M	12-15 years	Hispanic		202	642	942 Region 2N	21.44373673	31.46417446		
Macomb	M	16-19 years	Hispanic		205	577	864 Region 2N	23.72685185	35.52859619		
Macomb	M	20-29 years	Hispanic		356	1095	2116 Region 2N	16.8241966	32.5141553		
Macomb	M	30-39 years	Hispanic		467	1171	2020 Region 2N	23.11881188	39.88044407		
Macomb	M	40-49 years	Hispanic		501	1044	1485 Region 2N	33.73737374	47.98850575		
Macomb	M	50-64 years	Hispanic		747	1257	1560 Region 2N	47.88461539	59.42720764		
Macomb	M	5-11 years	Hispanic		68	319	1516 Region 2N	4.485488127	21.31661442		
Macomb	M	65-74 years	Hispanic		294	385	451 Region 2N	65.18847007	76.36363636		
Macomb	M	75+ years	Hispanic		165	212	279 Region 2N	59.13978495	77.83018868		
Macomb	M	missing	Hispanic	<=10	<=10						
Macomb	M	under 5 years	Hispanic	<=10	<=10						0
Macomb	M	12-15 years	NH American Indian/Alaska Native		12	26 <50	Region 2N	25	46.15384615		
Macomb	M	16-19 years	NH American Indian/Alaska Native	<=10		29	66 Region 2N	13.63636364	31.03448276		
Macomb	M	20-29 years	NH American Indian/Alaska Native		36	113	192 Region 2N	18.75	31.85840708		
Macomb	M	30-39 years	NH American Indian/Alaska Native		41	88	162 Region 2N	25.30864198	46.59090909		
Macomb	M	40-49 years	NH American Indian/Alaska Native		44	94	143 Region 2N	30.76923077	46.80851064		
Macomb	M	50-64 years	NH American Indian/Alaska Native		126	203	218 Region 2N	57.79816514	62.06896552		
Macomb	M	5-11 years	NH American Indian/Alaska Native	<=10		14	88 Region 2N	1.136363636	7.142857143		
Macomb	M	65-74 years	NH American Indian/Alaska Native		74	90	82 Region 2N	90.24390244	82.22222222		
Macomb	M	75+ years	NH American Indian/Alaska Native		49	58 <50	Region 2N	233.3333333	84.48275862		
Macomb	M	missing	NH American Indian/Alaska Native	<=10	<=10						
Macomb	M	under 5 years	NH American Indian/Alaska Native	<=10	<=10						0
Macomb	M	12-15 years	NH Asian/Native Hawaiian/Other Pacific Islands		191	586	1104 Region 2N	17.30072464	32.59385666		
Macomb	M	16-19 years	NH Asian/Native Hawaiian/Other Pacific Islands		296	505	959 Region 2N	30.86548488	58.61386139		
Macomb	M	20-29 years	NH Asian/Native Hawaiian/Other Pacific Islands		826	1567	3364 Region 2N	24.55410226	52.7121889		
Macomb	M	30-39 years	NH Asian/Native Hawaiian/Other Pacific Islands		953	1742	2998 Region 2N	31.78785857	54.70723307		
Macomb	M	40-49 years	NH Asian/Native Hawaiian/Other Pacific Islands		811	1342	2398 Region 2N	33.81984988	60.43219076		
Macomb	M	50-64 years	NH Asian/Native Hawaiian/Other Pacific Islands		1411	1996	2806 Region 2N	50.28510335	70.69138277		
Macomb	M	5-11 years	NH Asian/Native Hawaiian/Other Pacific Islands		187	923	1581 Region 2N	11.82795699	20.26002167		
Macomb	M	65-74 years	NH Asian/Native Hawaiian/Other Pacific Islands		640	818	1194 Region 2N	53.60134003	78.2396088		
Macomb	M	75+ years	NH Asian/Native Hawaiian/Other Pacific Islands		273	339	617 Region 2N	44.24635332	80.53097345		
Macomb	M	missing	NH Asian/Native Hawaiian/Other Pacific Islands	<=10	<=10						
Macomb	M	under 5 years	NH Asian/Native Hawaiian/Other Pacific Islands	<=10	<=10						0
Macomb	M	12-15 years	NH Black		363	1252	3258 Region 2N	11.14180479	28.99361022		
Macomb	M	16-19 years	NH Black		376	1161	3211 Region 2N	11.70974774	32.38587425		
Macomb	M	20-29 years	NH Black		665	2289	9148 Region 2N	7.269348492	29.05198777		
Macomb	M	30-39 years	NH Black		837	2342	6579 Region 2N	12.72229822	35.73868489		
Macomb	M	40-49 years	NH Black		1402	2857	6254 Region 2N	22.4176527	49.07245362		
Macomb	M	50-64 years	NH Black		3153	4788	7641 Region 2N	41.26423243	65.85213033		
Macomb	M	5-11 years	NH Black		181	920	5905 Region 2N	3.065198984	19.67391304		
Macomb	M	65-74 years	NH Black		1543	1895	2503 Region 2N	61.64602477	81.42480211		
Macomb	M	75+ years	NH Black		497	618	855 Region 2N	58.12865497	80.42071197		
Macomb	M	missing	NH Black	<=10	<=10						100
Macomb	M	under 5 years	NH Black	<=10	<=10						33.33333333
Macomb	M	12-15 years	NH Other Race		84	236	1026 Region 2N	8.187134503	35.59322034		
Macomb	M	16-19 years	NH Other Race		317	622	836 Region 2N	37.91866029	50.96463023		
Macomb	M	20-29 years	NH Other Race		713	1721	1859 Region 2N	38.35395374	41.42940151		
Macomb	M	30-39 years	NH Other Race		741	1783	985 Region 2N	75.2284264	41.55916994		
Macomb	M	40-49 years	NH Other Race		845	1806	797 Region 2N	106.0225847	46.78848284		
Macomb	M	50-64 years	NH Other Race		2231	3766	925 Region 2N	241.1891892	59.24057355		
Macomb	M	5-11 years	NH Other Race	<=10		74	1893 Region 2N	0.528262018	13.51351351		
Macomb	M	65-74 years	NH Other Race		1948	2581	293 Region 2N	664.8464164	75.47462224		
Macomb	M	75+ years	NH Other Race		1433	1866	152 Region 2N	942.7631579	76.79528403		
Macomb	M	missing	NH Other Race	<=10	<=10						
Macomb	M	under 5 years	NH Other Race	<=10	<=10						
Macomb	M	12-15 years	NH White		1866	5820	15558 Region 2N	11.99382954	32.06185567		
Macomb	M	16-19 years	NH White		2831	6742	14887 Region 2N	19.01659166	41.99050727		
Macomb	M	20-29 years	NH White		6742	17758	42152 Region 2N	15.99449611	37.96598716		
Macomb	M	30-39 years	NH White		8159	18435	41298 Region 2N	19.75640467	44.2582045		
Macomb	M	40-49 years	NH White		10471	20100	42281 Region 2N	24.76526099	52.09452736		
Macomb	M	50-64 years	NH White		29131	45917	77691 Region 2N	37.49597766	63.44273363		
Macomb	M	5-11 years	NH White		1160	4896	24508 Region 2N	4.73314836	23.69281046		
Macomb	M	65-74 years	NH White		21186	26680	36104 Region 2N	58.68047862	79.4077961		
Macomb	M	75+ years	NH White		13424	16639	23584 Region 2N	56.91994573	80.67792536		
Macomb	M	missing	NH White	<=10	<=10						
Macomb	M	under 5 years	NH White		19	73			26.02739726		
Macomb	M	12-15 years	Unknown		151	454			33.25991189		
Macomb	M	16-19 years	Unknown		284	867			32.75663207		
Macomb	M	20-29 years	Unknown		1150	3919			29.34422046		
Macomb	M	30-39 years	Unknown		1495	4749			31.48031165		
Macomb	M	40-49 years	Unknown		1440	4098			35.13909224		
Macomb	M	50-64 years	Unknown		2766	6571			42.09404961		
Macomb	M	5-11 years	Unknown		67	405			16.54320988		
Macomb	M	65-74 years	Unknown		1257	2446			51.39002453		
Macomb	M	75+ years	Unknown		783	1614			48.51301115		
Macomb	M	missing	Unknown	<=10	<=10						0
Macomb	M	under 5 years	Unknown	<=10	<=10	14			14.28571429		
Macomb	U	30-39 years	Hispanic	<=10	<=10						100
Macomb	U	40-49 years	Hispanic	<=10	<=10						0
Macomb	U	20-29 years	NH American Indian/Alaska Native	<=10	<=10						100
Macomb	U	20-29 years	NH Asian/Native Hawaiian/Other Pacific Islands	<=10	<=10						50
Macomb	U	30-39 years	NH Asian/Native Hawaiian/Other Pacific Islands	<=10	<=10						42.85714286
Macomb	U	40-49 years	NH Asian/Native Hawaiian/Other Pacific Islands	<=10	<=10						0
Macomb	U	50-64 years	NH Asian/Native Hawaiian/Other Pacific Islands	<=10	<=10						66.66666667
Macomb	U	65-74 years	NH Asian/Native Hawaiian/Other Pacific Islands	<=10	<=10						33.33333333
Macomb	U	20-29 years	NH Black	<=10	<=10						50
Macomb	U	30-39 years	NH Black	<=10	<=10						25
Macomb	U	40-49 years	NH Black	<=10	<=10						0
Macomb	U	50-64 years	NH Black	<=10	<=10						50
Macomb	U	75+ years	NH Black	<=10	<=10						0
Macomb	U	20-29 years	NH Other Race	<=10	<=10						50
Macomb	U	30-39 years	NH Other Race	<=10	<=10						75
Macomb	U	40-49 years	NH Other Race	<=10	<=10						100

Macomb	U	50-64 years	NH Other Race	<=10	<=10					100
Macomb	U	75+ years	NH Other Race	<=10	<=10					0
Macomb	U	20-29 years	NH White	<=10	<=10					50
Macomb	U	30-39 years	NH White		20	35				57.14285714
Macomb	U	40-49 years	NH White		11	20				55
Macomb	U	50-64 years	NH White		31	45				68.88888889
Macomb	U	65-74 years	NH White	<=10	<=10					100
Macomb	U	75+ years	NH White	<=10	<=10					100
Macomb	U	16-19 years	Unknown	<=10	<=10					0
Macomb	U	20-29 years	Unknown	<=10	<=10					12.5
Macomb	U	30-39 years	Unknown	<=10	<=10					57.14285714
Macomb	U	40-49 years	Unknown	<=10	<=10					16.66666667
Macomb	U	50-64 years	Unknown	<=10	<=10					57.14285714
Macomb	U	5-11 years	Unknown	<=10	<=10					0
Macomb	U	65-74 years	Unknown	<=10	<=10					50
Macomb	U	75+ years	Unknown	<=10	<=10					50
Macomb	U	missing	Unknown	<=10	<=10					
Manistee	F	12-15 years	Hispanic	<=10	<=10	16	55 Region 7	18.18181818		62.5
Manistee	F	16-19 years	Hispanic	<=10	<=10	13 <50	Region 7	15.38461539	46.15384615	
Manistee	F	20-29 years	Hispanic	<=10	<=10	16	56 Region 7	17.85714286		62.5
Manistee	F	30-39 years	Hispanic	<=10	<=10	18	50 Region 7	14	38.88888889	
Manistee	F	40-49 years	Hispanic		13	20	73 Region 7	17.80821918		65
Manistee	F	50-64 years	Hispanic		26	38	51 Region 7	50.98039216	68.42105263	
Manistee	F	5-11 years	Hispanic	<=10	<=10		51 Region 7	1.960784314		12.5
Manistee	F	65-74 years	Hispanic		17	20 <50	Region 7	141.66666667		85
Manistee	F	75+ years	Hispanic	<=10	<=10	<50	Region 7	75		100
Manistee	F	missing	Hispanic	<=10	<=10					
Manistee	F	12-15 years	NH American Indian/Alaska Native	<=10	<=10	<50	Region 7	40	66.66666667	
Manistee	F	16-19 years	NH American Indian/Alaska Native	<=10	<=10	<50	Region 7	13.33333333		20
Manistee	F	20-29 years	NH American Indian/Alaska Native	<=10	<=10	12 <50	Region 7	53.33333333	66.66666667	
Manistee	F	30-39 years	NH American Indian/Alaska Native	<=10	<=10	20 <50	Region 7	35		35
Manistee	F	40-49 years	NH American Indian/Alaska Native	<=10	<=10	<50	Region 7	19.23076923	55.55555556	
Manistee	F	50-64 years	NH American Indian/Alaska Native		25	36	70 Region 7	35.71428571	69.44444444	
Manistee	F	5-11 years	NH American Indian/Alaska Native	<=10	<=10	<50	Region 7	0		0
Manistee	F	65-74 years	NH American Indian/Alaska Native	<=10	<=10	16 <50	Region 7	33.33333333		62.5
Manistee	F	75+ years	NH American Indian/Alaska Native	<=10	<=10	<50	Region 7	30.76923077	66.66666667	
Manistee	F	under 5 years	NH American Indian/Alaska Native	<=10	<=10					
Manistee	F	12-15 years	NH Asian/Native Hawaiian/Other Pacific Islands	<=10	<=10	<50	Region 7	0		0
Manistee	F	16-19 years	NH Asian/Native Hawaiian/Other Pacific Islands	<=10	<=10	<50	Region 7	20	33.33333333	
Manistee	F	30-39 years	NH Asian/Native Hawaiian/Other Pacific Islands	<=10	<=10	<50	Region 7	44.44444444	66.66666667	
Manistee	F	40-49 years	NH Asian/Native Hawaiian/Other Pacific Islands	<=10	<=10	<50	Region 7	54.54545455		75
Manistee	F	50-64 years	NH Asian/Native Hawaiian/Other Pacific Islands	<=10	<=10	<50	Region 7	25		75
Manistee	F	5-11 years	NH Asian/Native Hawaiian/Other Pacific Islands	<=10	<=10	<50	Region 7	0		0
Manistee	F	65-74 years	NH Asian/Native Hawaiian/Other Pacific Islands	<=10	<=10	<50	Region 7	140		100
Manistee	F	12-15 years	NH Black	<=10	<=10	<50	Region 7	0		0
Manistee	F	16-19 years	NH Black	<=10	<=10	<50	Region 7	25	33.33333333	
Manistee	F	20-29 years	NH Black	<=10	<=10	<50	Region 7	20		40
Manistee	F	30-39 years	NH Black	<=10	<=10	<50	Region 7	0		0
Manistee	F	40-49 years	NH Black	<=10	<=10	<50	Region 7	50	66.66666667	
Manistee	F	50-64 years	NH Black	<=10	<=10	<50	Region 7	7.142857143	16.66666667	
Manistee	F	75+ years	NH Black	<=10	<=10	<50	Region 7	50		100
Manistee	F	12-15 years	NH Other Race	<=10	<=10	<50	Region 7	7.407407407		100
Manistee	F	16-19 years	NH Other Race	<=10	<=10	<50	Region 7	11.53846154		60
Manistee	F	20-29 years	NH Other Race	<=10	<=10	<50	Region 7	12		30
Manistee	F	30-39 years	NH Other Race	<=10	<=10	<50	Region 7	22.72727273		50
Manistee	F	40-49 years	NH Other Race	<=10	<=10	<50	Region 7	11.76470588		50
Manistee	F	50-64 years	NH Other Race		33	55 <50	Region 7	84.61538462		60
Manistee	F	5-11 years	NH Other Race	<=10	<=10	<50	Region 7	0		0
Manistee	F	65-74 years	NH Other Race		39	43 <50	Region 7	390	90.69767442	
Manistee	F	75+ years	NH Other Race		54	66 <50	Region 7	490.9090909	81.81818182	
Manistee	F	missing	NH Other Race	<=10	<=10					
Manistee	F	12-15 years	NH White		73	175	433 Region 7	16.8591224	41.71428571	
Manistee	F	16-19 years	NH White		132	251	414 Region 7	31.88405797	52.58964143	
Manistee	F	20-29 years	NH White		189	454	946 Region 7	19.97885835	41.62995955	
Manistee	F	30-39 years	NH White		286	553	940 Region 7	30.42553192	51.71790235	
Manistee	F	40-49 years	NH White		381	615	1047 Region 7	36.38968481	61.95121951	
Manistee	F	50-64 years	NH White		1415	1950	2716 Region 7	52.09867452	72.56410256	
Manistee	F	5-11 years	NH White		32	169	654 Region 7	4.892966361	18.93491124	
Manistee	F	65-74 years	NH White		1284	1535	1813 Region 7	70.82184225	83.64820847	
Manistee	F	75+ years	NH White		861	1056	1437 Region 7	59.91649269	81.53409091	
Manistee	F	missing	NH White	<=10	<=10					
Manistee	F	under 5 years	NH White	<=10	<=10					0
Manistee	F	12-15 years	Unknown	<=10	<=10					
Manistee	F	16-19 years	Unknown	<=10	<=10	17				52.94117647
Manistee	F	20-29 years	Unknown		23	54				42.59259259
Manistee	F	30-39 years	Unknown		26	65				40
Manistee	F	40-49 years	Unknown		42	82				51.2195122
Manistee	F	50-64 years	Unknown		75	142				52.81690141
Manistee	F	5-11 years	Unknown	<=10	<=10					33.33333333
Manistee	F	65-74 years	Unknown		48	77				62.33766234
Manistee	F	75+ years	Unknown		72	121				59.50413223
Manistee	F	missing	Unknown	<=10	<=10					
Manistee	M	12-15 years	Hispanic	<=10	<=10	15 <50	Region 7	17.07317073	46.66666667	
Manistee	M	16-19 years	Hispanic		12	30 <50	Region 7	36.36363636		40
Manistee	M	20-29 years	Hispanic	<=10	<=10	32	62 Region 7	6.451612903		12.5
Manistee	M	30-39 years	Hispanic	<=10	<=10	31 <50	Region 7	20.40816327	32.25806452	
Manistee	M	40-49 years	Hispanic		13	31	61 Region 7	21.31147541	41.93548387	
Manistee	M	50-64 years	Hispanic		21	39	55 Region 7	38.18181818	53.84615385	
Manistee	M	5-11 years	Hispanic	<=10	<=10	<50	Region 7	2.222222222	16.66666667	
Manistee	M	65-74 years	Hispanic		11	16 <50	Region 7	50		68.75
Manistee	M	75+ years	Hispanic	<=10	<=10	<50	Region 7	38.46153846	71.42857143	
Manistee	M	missing	Hispanic	<=10	<=10					
Manistee	M	under 5 years	Hispanic	<=10	<=10					0
Manistee	M	12-15 years	NH American Indian/Alaska Native	<=10	<=10	<50	Region 7	7.692307692		20

Manistee	M	16-19 years	NH American Indian/Alaska Native	<=10	<=10	<50	Region 7	0	0
Manistee	M	20-29 years	NH American Indian/Alaska Native	<=10	<=10	<50	Region 7	0	0
Manistee	M	30-39 years	NH American Indian/Alaska Native	<=10	<=10	<50	Region 7	7.692307692	30
Manistee	M	40-49 years	NH American Indian/Alaska Native	<=10	<=10	<50	Region 7	17.14285714	85.71428571
Manistee	M	50-64 years	NH American Indian/Alaska Native	27	35	63	Region 7	42.85714286	77.14285714
Manistee	M	5-11 years	NH American Indian/Alaska Native	<=10	<=10	<50	Region 7	4.166666667	33.33333333
Manistee	M	65-74 years	NH American Indian/Alaska Native	18	25	<50	Region 7	50	72
Manistee	M	75+ years	NH American Indian/Alaska Native	<=10	<=10	<50	Region 7	33.33333333	60
Manistee	M	under 5 years	NH American Indian/Alaska Native	<=10	<=10				0
Manistee	M	12-15 years	NH Asian/Native Hawaiian/Other Pacific Islands	<=10	<=10	<50	Region 7	50	50
Manistee	M	16-19 years	NH Asian/Native Hawaiian/Other Pacific Islands	<=10	<=10	<50	Region 7	100	100
Manistee	M	20-29 years	NH Asian/Native Hawaiian/Other Pacific Islands	<=10	<=10	<50	Region 7	0	0
Manistee	M	40-49 years	NH Asian/Native Hawaiian/Other Pacific Islands	<=10	<=10	<50	Region 7	44.44444444	100
Manistee	M	50-64 years	NH Asian/Native Hawaiian/Other Pacific Islands	<=10	<=10	<50	Region 7	20	20
Manistee	M	5-11 years	NH Asian/Native Hawaiian/Other Pacific Islands	<=10	<=10	<50	Region 7	0	0
Manistee	M	65-74 years	NH Asian/Native Hawaiian/Other Pacific Islands	<=10	<=10	<50	Region 7	100	80
Manistee	M	75+ years	NH Asian/Native Hawaiian/Other Pacific Islands	<=10	<=10	<50	Region 7		100
Manistee	M	12-15 years	NH Black	<=10	<=10	<50	Region 7	16.66666667	33.33333333
Manistee	M	16-19 years	NH Black	<=10	<=10	<50	Region 7	0	0
Manistee	M	20-29 years	NH Black	<=10	<=10	345	Region 7	0.289855073	20
Manistee	M	30-39 years	NH Black	<=10	<=10	178	Region 7	1.123595506	33.33333333
Manistee	M	40-49 years	NH Black	<=10	<=10	123	Region 7	1.62601626	25
Manistee	M	50-64 years	NH Black	34	39	71	Region 7	47.88732394	87.17948718
Manistee	M	5-11 years	NH Black	<=10	<=10	<50	Region 7	12.5	100
Manistee	M	65-74 years	NH Black	<=10	<=10	<50	Region 7	175	70
Manistee	M	missing	NH Black	<=10	<=10				
Manistee	M	12-15 years	NH Other Race	<=10	<=10	<50	Region 7	4	50
Manistee	M	16-19 years	NH Other Race	<=10	<=10	<50	Region 7	0	0
Manistee	M	20-29 years	NH Other Race	<=10	<=10	<50	Region 7	5.263157895	50
Manistee	M	30-39 years	NH Other Race	<=10	<=10	<50	Region 7	18.18181818	50
Manistee	M	40-49 years	NH Other Race	<=10	<=10	<50	Region 7	15.78947368	30
Manistee	M	50-64 years	NH Other Race	29	40	<50	Region 7	90.25	72.5
Manistee	M	65-74 years	NH Other Race	40	59	<50	Region 7	222.2222222	67.79661017
Manistee	M	75+ years	NH Other Race	37	45	<50	Region 7	740	82.22222222
Manistee	M	missing	NH Other Race	<=10	<=10				
Manistee	M	under 5 years	NH Other Race	<=10	<=10				0
Manistee	M	12-15 years	NH White	70	195	449	Region 7	15.59020045	35.8974359
Manistee	M	16-19 years	NH White	85	193	457	Region 7	18.59956236	44.04145078
Manistee	M	20-29 years	NH White	148	409	1195	Region 7	12.38493724	36.18581907
Manistee	M	30-39 years	NH White	218	493	1081	Region 7	20.16651249	44.21906694
Manistee	M	40-49 years	NH White	291	542	1092	Region 7	26.64835165	53.6900369
Manistee	M	50-64 years	NH White	1159	1736	2620	Region 7	44.23664122	66.76267281
Manistee	M	5-11 years	NH White	45	154	618	Region 7	7.281553398	29.22077922
Manistee	M	65-74 years	NH White	1257	1507	1831	Region 7	68.65101038	83.41074983
Manistee	M	75+ years	NH White	741	887	1168	Region 7	63.44178082	83.54002255
Manistee	M	missing	NH White	<=10	<=10				
Manistee	M	under 5 years	NH White	<=10	<=10				0
Manistee	M	12-15 years	Unknown	<=10	<=10				33.33333333
Manistee	M	16-19 years	Unknown	<=10		16		12.5	
Manistee	M	20-29 years	Unknown	15	56			26.78571429	
Manistee	M	30-39 years	Unknown	29	95			30.52631579	
Manistee	M	40-49 years	Unknown	50	102			49.01960784	
Manistee	M	50-64 years	Unknown	85	166			51.20481928	
Manistee	M	5-11 years	Unknown	<=10	<=10			33.33333333	
Manistee	M	65-74 years	Unknown	53	83			63.85542169	
Manistee	M	75+ years	Unknown	35	80			43.75	
Manistee	M	missing	Unknown	<=10	<=10				
Manistee	M	under 5 years	Unknown	<=10	<=10				
Manistee	U	20-29 years	NH White	<=10	<=10				100
Manistee	U	50-64 years	NH White	<=10	<=10				100
Manistee	U	65-74 years	NH White	<=10	<=10				100
Manistee	U	30-39 years	Unknown	<=10	<=10				0
Marquette	F	12-15 years	Hispanic	<=10		18 <50	Region 8	19.35483871	33.33333333
Marquette	F	16-19 years	Hispanic	12	25	54	Region 8	22.22222222	48
Marquette	F	20-29 years	Hispanic	33	62	107	Region 8	30.8411215	53.22580645
Marquette	F	30-39 years	Hispanic	16	23	66	Region 8	24.24242424	69.56521739
Marquette	F	40-49 years	Hispanic	21	28	63	Region 8	33.33333333	75
Marquette	F	50-64 years	Hispanic	29	38	<50	Region 8	61.70212766	76.31578947
Marquette	F	5-11 years	Hispanic	<=10	12	67	Region 8	5.970149254	33.33333333
Marquette	F	65-74 years	Hispanic	15	17	<50	Region 8	93.75	88.23529412
Marquette	F	75+ years	Hispanic	<=10	14	<50	Region 8	55.55555556	71.42857143
Marquette	F	missing	Hispanic	<=10	<=10				
Marquette	F	under 5 years	Hispanic	<=10	<=10				100
Marquette	F	12-15 years	NH American Indian/Alaska Native	<=10	<=10	<50	Region 8	6.060606061	20
Marquette	F	16-19 years	NH American Indian/Alaska Native	15	23	<50	Region 8	32.60869565	65.2173913
Marquette	F	20-29 years	NH American Indian/Alaska Native	30	65	118	Region 8	25.42372881	46.15384615
Marquette	F	30-39 years	NH American Indian/Alaska Native	36	65	80	Region 8	45	55.38461539
Marquette	F	40-49 years	NH American Indian/Alaska Native	25	45	67	Region 8	37.31343284	55.55555556
Marquette	F	50-64 years	NH American Indian/Alaska Native	55	65	114	Region 8	48.24561404	84.61538462
Marquette	F	5-11 years	NH American Indian/Alaska Native	<=10	15	<50	Region 8	12.19512195	33.33333333
Marquette	F	65-74 years	NH American Indian/Alaska Native	24	25	55	Region 8	43.63636364	96
Marquette	F	75+ years	NH American Indian/Alaska Native	<=10	<=10	<50	Region 8	38.0952381	88.88888889
Marquette	F	under 5 years	NH American Indian/Alaska Native	<=10	<=10				
Marquette	F	12-15 years	NH Asian/Native Hawaiian/Other Pacific Islands	<=10	<=10	<50	Region 8	12.5	33.33333333
Marquette	F	16-19 years	NH Asian/Native Hawaiian/Other Pacific Islands	<=10	<=10	<50	Region 8	31.25	100
Marquette	F	20-29 years	NH Asian/Native Hawaiian/Other Pacific Islands	<=10		17	89	Region 8	11.23595506
Marquette	F	30-39 years	NH Asian/Native Hawaiian/Other Pacific Islands	20	24	79	Region 8	25.3164557	83.33333333
Marquette	F	40-49 years	NH Asian/Native Hawaiian/Other Pacific Islands	22	29	<50	Region 8	78.57142857	75.86206897
Marquette	F	50-64 years	NH Asian/Native Hawaiian/Other Pacific Islands	21	30	71	Region 8	29.57746479	70
Marquette	F	5-11 years	NH Asian/Native Hawaiian/Other Pacific Islands	<=10	15	<50	Region 8	6.25	20
Marquette	F	65-74 years	NH Asian/Native Hawaiian/Other Pacific Islands	16	22	<50	Region 8	40	72.72727273
Marquette	F	75+ years	NH Asian/Native Hawaiian/Other Pacific Islands	12	15	<50	Region 8	75	80
Marquette	F	12-15 years	NH Black	<=10	11	<50	Region 8	62.5	45.45454546
Marquette	F	16-19 years	NH Black	<=10	13	<50	Region 8	26.31578947	38.46153846

Marquette	F	20-29 years	NH Black		12	31	61 Region 8	19.67213115	38.70967742
Marquette	F	30-39 years	NH Black		11	20 <50	Region 8	55	55
Marquette	F	40-49 years	NH Black	<=10	<=10	<50	Region 8	33.33333333	55.55555556
Marquette	F	50-64 years	NH Black	<=10		11 <50	Region 8	29.16666667	63.63636364
Marquette	F	5-11 years	NH Black	<=10	<=10	<50	Region 8	11.11111111	33.33333333
Marquette	F	65-74 years	NH Black	<=10	<=10	<50	Region 8	100	100
Marquette	F	under 5 years	NH Black	<=10	<=10				
Marquette	F	12-15 years	NH Other Race	<=10	<=10		52 Region 8	7.692307692	100
Marquette	F	16-19 years	NH Other Race		12	19	77 Region 8	15.58441558	63.15789474
Marquette	F	20-29 years	NH Other Race		48	101	173 Region 8	27.74566474	47.52475248
Marquette	F	30-39 years	NH Other Race		59	86 <50	Region 8	122.9166667	68.60465116
Marquette	F	40-49 years	NH Other Race		50	67 <50	Region 8	125	74.6268567
Marquette	F	50-64 years	NH Other Race		142	172	70 Region 8	202.8571429	82.55813954
Marquette	F	5-11 years	NH Other Race	<=10	<=10		85 Region 8	4.705882353	80
Marquette	F	65-74 years	NH Other Race		148	167 <50	Region 8	778.9473684	88.62275449
Marquette	F	75+ years	NH Other Race		104	134 <50	Region 8	577.7777778	77.6119403
Marquette	F	missing	NH Other Race	<=10	<=10				
Marquette	F	under 5 years	NH Other Race	<=10	<=10				0
Marquette	F	12-15 years	NH White		375	740	1171 Region 8	32.02391119	50.67567568
Marquette	F	16-19 years	NH White		461	854	1917 Region 8	24.04799165	53.98126464
Marquette	F	20-29 years	NH White		1202	2202	5156 Region 8	23.31264546	54.58673933
Marquette	F	30-39 years	NH White		1461	2281	3297 Region 8	44.31301183	64.05085489
Marquette	F	40-49 years	NH White		1511	2121	3145 Region 8	48.0445151	71.23998114
Marquette	F	50-64 years	NH White		3508	4325	6055 Region 8	57.93559042	81.10982659
Marquette	F	5-11 years	NH White		322	794	2101 Region 8	15.32603522	40.55415617
Marquette	F	65-74 years	NH White		2869	3229	3744 Region 8	76.6292735	88.85103747
Marquette	F	75+ years	NH White		1900	2165	2814 Region 8	67.51954513	87.75981524
Marquette	F	missing	NH White	<=10	<=10				
Marquette	F	under 5 years	NH White		13	33			39.39393939
Marquette	F	12-15 years	Unknown	<=10		26			38.46153846
Marquette	F	16-19 years	Unknown		28	64			43.75
Marquette	F	20-29 years	Unknown		157	384			40.88541667
Marquette	F	30-39 years	Unknown		147	309			47.57281553
Marquette	F	40-49 years	Unknown		136	276			49.27536232
Marquette	F	50-64 years	Unknown		380	605			62.80991736
Marquette	F	5-11 years	Unknown		18	46			39.13043478
Marquette	F	65-74 years	Unknown		240	334			71.85628743
Marquette	F	75+ years	Unknown		176	263			66.92015209
Marquette	F	missing	Unknown	<=10	<=10				0
Marquette	F	under 5 years	Unknown	<=10	<=10				66.66666667
Marquette	M	12-15 years	Hispanic		14	25 <50	Region 8	33.33333333	56
Marquette	M	16-19 years	Hispanic	<=10		27	60 Region 8	15	33.33333333
Marquette	M	20-29 years	Hispanic		16	41	135 Region 8	11.85185185	39.02439024
Marquette	M	30-39 years	Hispanic		17	36	85 Region 8	20	47.22222222
Marquette	M	40-49 years	Hispanic		20	24 <50	Region 8	43.47826087	83.33333333
Marquette	M	50-64 years	Hispanic		21	29	54 Region 8	38.88888889	72.4137931
Marquette	M	5-11 years	Hispanic	<=10		13 <50	Region 8	12.5	46.15384615
Marquette	M	65-74 years	Hispanic		13	15 <50	Region 8	130	86.66666667
Marquette	M	75+ years	Hispanic		11	11 <50	Region 8	110	100
Marquette	M	missing	Hispanic	<=10	<=10				
Marquette	M	under 5 years	Hispanic	<=10	<=10				
Marquette	M	12-15 years	NH American Indian/Alaska Native	<=10		17 <50	Region 8	12.5	23.52941177
Marquette	M	16-19 years	NH American Indian/Alaska Native	<=10		16 <50	Region 8	14.28571429	43.75
Marquette	M	20-29 years	NH American Indian/Alaska Native		22	41	127 Region 8	17.32283465	53.65853659
Marquette	M	30-39 years	NH American Indian/Alaska Native		18	42	68 Region 8	26.47058824	42.85714286
Marquette	M	40-49 years	NH American Indian/Alaska Native		11	27	81 Region 8	13.58024691	40.74074074
Marquette	M	50-64 years	NH American Indian/Alaska Native		31	45	105 Region 8	29.52380952	68.88888889
Marquette	M	5-11 years	NH American Indian/Alaska Native	<=10		18	65 Region 8	10.76923077	38.88888889
Marquette	M	65-74 years	NH American Indian/Alaska Native		21	23 <50	Region 8	48.8372093	91.30434783
Marquette	M	75+ years	NH American Indian/Alaska Native	<=10	<=10	<50	Region 8	4	50
Marquette	M	under 5 years	NH American Indian/Alaska Native	<=10	<=10				
Marquette	M	12-15 years	NH Asian/Native Hawaiian/Other Pacific Islands	<=10	<=10	<50	Region 8	75	50
Marquette	M	16-19 years	NH Asian/Native Hawaiian/Other Pacific Islands	<=10	<=10	<50	Region 8	41.66666667	100
Marquette	M	20-29 years	NH Asian/Native Hawaiian/Other Pacific Islands	<=10		13 <50	Region 8	9.523809524	30.76923077
Marquette	M	30-39 years	NH Asian/Native Hawaiian/Other Pacific Islands		12	23 <50	Region 8	40	52.17391304
Marquette	M	40-49 years	NH Asian/Native Hawaiian/Other Pacific Islands		11	17 <50	Region 8	84.61538462	64.70588235
Marquette	M	50-64 years	NH Asian/Native Hawaiian/Other Pacific Islands	<=10		13 <50	Region 8	37.5	69.23076923
Marquette	M	5-11 years	NH Asian/Native Hawaiian/Other Pacific Islands	<=10	<=10	<50	Region 8	36.36363636	40
Marquette	M	65-74 years	NH Asian/Native Hawaiian/Other Pacific Islands	<=10	<=10	<50	Region 8	27.27272727	60
Marquette	M	75+ years	NH Asian/Native Hawaiian/Other Pacific Islands	<=10	<=10	<50	Region 8	15.38461539	50
Marquette	M	missing	NH Asian/Native Hawaiian/Other Pacific Islands	<=10	<=10				
Marquette	M	under 5 years	NH Asian/Native Hawaiian/Other Pacific Islands	<=10	<=10				
Marquette	M	12-15 years	NH Black	<=10	<=10	<50	Region 8	0	0
Marquette	M	16-19 years	NH Black	<=10	<=10	<50	Region 8	3.03030303	16.66666667
Marquette	M	20-29 years	NH Black		36	88	280 Region 8	12.85714286	40.90909091
Marquette	M	30-39 years	NH Black		29	66	248 Region 8	11.69354839	43.93939394
Marquette	M	40-49 years	NH Black		15	21	182 Region 8	8.241758242	71.42857143
Marquette	M	50-64 years	NH Black		20	29	118 Region 8	16.94915254	68.96551724
Marquette	M	5-11 years	NH Black	<=10	<=10	<50	Region 8	5.263157895	12.5
Marquette	M	65-74 years	NH Black	<=10	<=10	<50	Region 8	25	71.42857143
Marquette	M	75+ years	NH Black	<=10	<=10	<50	Region 8	25	50
Marquette	M	under 5 years	NH Black	<=10	<=10				
Marquette	M	12-15 years	NH Other Race	<=10	<=10		65 Region 8	3.076923077	50
Marquette	M	16-19 years	NH Other Race	<=10	<=10		67 Region 8	4.47761194	33.33333333
Marquette	M	20-29 years	NH Other Race		30	64	194 Region 8	15.46391753	46.875
Marquette	M	30-39 years	NH Other Race		47	75 <50	Region 8	100	62.66666667
Marquette	M	40-49 years	NH Other Race		50	76 <50	Region 8	106.3829787	65.78947368
Marquette	M	50-64 years	NH Other Race		81	105	65 Region 8	124.6153846	77.14285714
Marquette	M	5-11 years	NH Other Race	<=10	<=10		107 Region 8	5.607476636	100
Marquette	M	65-74 years	NH Other Race		115	135 <50	Region 8	370.9677419	85.18518519
Marquette	M	75+ years	NH Other Race		105	141 <50	Region 8	656.25	74.46808511
Marquette	M	12-15 years	NH White		383	728	1229 Region 8	31.1635476	52.60989011
Marquette	M	16-19 years	NH White		300	627	1750 Region 8	17.14285714	47.84688995
Marquette	M	20-29 years	NH White		761	1789	5197 Region 8	14.64306331	42.53773058

Marquette	M	30-39 years	NH White		1128	1908	3490 Region 8	32.32091691	59.11949686
Marquette	M	40-49 years	NH White		1222	1895	3311 Region 8	36.90727877	64.48548813
Marquette	M	50-64 years	NH White		2786	3601	5962 Region 8	46.72928548	77.36739795
Marquette	M	5-11 years	NH White		337	833	2131 Region 8	15.81417175	40.45618247
Marquette	M	65-74 years	NH White		2623	2950	3837 Region 8	68.36069846	88.91525424
Marquette	M	75+ years	NH White		1363	1550	2300 Region 8	59.26086957	87.93548387
Marquette	M	missing	NH White	<=10	<=10				
Marquette	M	under 5 years	NH White	<=10	<=10				25.80645161
Marquette	M	12-15 years	Unknown		14	25			56
Marquette	M	16-19 years	Unknown		24	68			35.29411765
Marquette	M	20-29 years	Unknown		164	455			36.04395604
Marquette	M	30-39 years	Unknown		200	497			40.24144869
Marquette	M	40-49 years	Unknown		223	450			49.55555556
Marquette	M	50-64 years	Unknown		464	776			59.79381443
Marquette	M	5-11 years	Unknown		11	36			30.55555556
Marquette	M	65-74 years	Unknown		280	390			71.7948718
Marquette	M	75+ years	Unknown		160	221			72.39819005
Marquette	M	missing	Unknown	<=10	<=10				0
Marquette	M	under 5 years	Unknown	<=10	<=10				0
Marquette	U	30-39 years	Hispanic	<=10	<=10				0
Marquette	U	30-39 years	NH Other Race	<=10	<=10				100
Marquette	U	20-29 years	NH White	<=10	<=10				75
Marquette	U	30-39 years	NH White	<=10	<=10				50
Marquette	U	40-49 years	NH White	<=10	<=10				0
Marquette	U	50-64 years	NH White	<=10	<=10				50
Marquette	U	30-39 years	Unknown	<=10	<=10				50
Marquette	U	40-49 years	Unknown	<=10	<=10				0
Marquette	U	missing	Unknown	<=10	<=10				0
Mason	F	12-15 years	Hispanic		11	30	63 Region 6	17.46031746	36.66666667
Mason	F	16-19 years	Hispanic	<=10		28	59 Region 6	13.55932203	28.57142857
Mason	F	20-29 years	Hispanic		23	48	107 Region 6	21.4953271	47.91666667
Mason	F	30-39 years	Hispanic		17	39	98 Region 6	17.34693878	43.58974359
Mason	F	40-49 years	Hispanic		31	45	74 Region 6	41.89189189	68.88888889
Mason	F	50-64 years	Hispanic		47	61	65 Region 6	72.30769231	77.04918033
Mason	F	5-11 years	Hispanic	<=10		18	84 Region 6	8.333333333	38.88888889
Mason	F	65-74 years	Hispanic		12	21 <50	Region 6	42.85714286	57.14285714
Mason	F	75+ years	Hispanic		16	19 <50	Region 6	69.56521739	84.21052632
Mason	F	missing	Hispanic	<=10	<=10				
Mason	F	under 5 years	Hispanic	<=10	<=10				
Mason	F	12-15 years	NH American Indian/Alaska Native	<=10	<=10	<50	Region 6	33.33333333	25
Mason	F	16-19 years	NH American Indian/Alaska Native	<=10	<=10	<50	Region 6	33.33333333	16.66666667
Mason	F	20-29 years	NH American Indian/Alaska Native	<=10	<=10	<50	Region 6	30.76923077	66.66666667
Mason	F	30-39 years	NH American Indian/Alaska Native	<=10	<=10	12 <50	Region 6	30	50
Mason	F	40-49 years	NH American Indian/Alaska Native		11	14 <50	Region 6	64.70588235	78.57142857
Mason	F	50-64 years	NH American Indian/Alaska Native		12	19 <50	Region 6	48	63.15789474
Mason	F	65-74 years	NH American Indian/Alaska Native	<=10	<=10	<50	Region 6	46.15384615	75
Mason	F	75+ years	NH American Indian/Alaska Native	<=10	<=10	<50	Region 6	6.666666667	33.33333333
Mason	F	12-15 years	NH Asian/Native Hawaiian/Other Pacific Islands	<=10	<=10	<50	Region 6	16.66666667	33.33333333
Mason	F	16-19 years	NH Asian/Native Hawaiian/Other Pacific Islands	<=10	<=10	<50	Region 6	66.66666667	57.14285714
Mason	F	20-29 years	NH Asian/Native Hawaiian/Other Pacific Islands	<=10	<=10	12 <50	Region 6	80	66.66666667
Mason	F	30-39 years	NH Asian/Native Hawaiian/Other Pacific Islands	<=10	<=10	<50	Region 6	17.64705882	75
Mason	F	40-49 years	NH Asian/Native Hawaiian/Other Pacific Islands	<=10	<=10	<50	Region 6	25	83.33333333
Mason	F	50-64 years	NH Asian/Native Hawaiian/Other Pacific Islands		13	17 <50	Region 6	216.6666667	76.47058824
Mason	F	5-11 years	NH Asian/Native Hawaiian/Other Pacific Islands	<=10	<=10	<50	Region 6	0	0
Mason	F	65-74 years	NH Asian/Native Hawaiian/Other Pacific Islands	<=10	<=10	<50	Region 6	42.85714286	75
Mason	F	75+ years	NH Asian/Native Hawaiian/Other Pacific Islands	<=10	<=10	<50	Region 6	50	100
Mason	F	12-15 years	NH Black	<=10	<=10	<50	Region 6	0	0
Mason	F	16-19 years	NH Black	<=10	<=10	<50	Region 6	80	44.44444444
Mason	F	20-29 years	NH Black	<=10	<=10	<50	Region 6	12.5	22.22222222
Mason	F	30-39 years	NH Black	<=10	<=10	<50	Region 6	22.22222222	40
Mason	F	40-49 years	NH Black	<=10	<=10	<50	Region 6	9.090909091	33.33333333
Mason	F	50-64 years	NH Black	<=10	<=10	<50	Region 6	46.66666667	70
Mason	F	5-11 years	NH Black	<=10	<=10	<50	Region 6	8.333333333	33.33333333
Mason	F	65-74 years	NH Black	<=10	<=10	<50	Region 6	100	100
Mason	F	75+ years	NH Black	<=10	<=10	<50	Region 6	50	100
Mason	F	under 5 years	NH Black	<=10	<=10				
Mason	F	12-15 years	NH Other Race	<=10	<=10	<50	Region 6	3.448275862	25
Mason	F	16-19 years	NH Other Race	<=10	<=10	<50	Region 6	13.04347826	75
Mason	F	20-29 years	NH Other Race	<=10	<=10	18 <50	Region 6	21.875	38.88888889
Mason	F	30-39 years	NH Other Race	<=10	<=10	16 <50	Region 6	47.05882353	50
Mason	F	40-49 years	NH Other Race		15	25 <50	Region 6	88.23529412	60
Mason	F	50-64 years	NH Other Race		60	82 <50	Region 6	193.5483871	73.17073171
Mason	F	5-11 years	NH Other Race	<=10	<=10	<50	Region 6	3.125	50
Mason	F	65-74 years	NH Other Race		75	87 <50	Region 6	750	86.20689655
Mason	F	75+ years	NH Other Race		81	99 <50	Region 6	675	81.81818182
Mason	F	missing	NH Other Race	<=10	<=10				
Mason	F	12-15 years	NH White		106	280	569 Region 6	18.62917399	37.85714286
Mason	F	16-19 years	NH White		161	321	483 Region 6	33.33333333	50.15576324
Mason	F	20-29 years	NH White		276	612	1287 Region 6	21.44522145	45.09803922
Mason	F	30-39 years	NH White		397	756	1361 Region 6	29.16972814	52.51322751
Mason	F	40-49 years	NH White		527	899	1422 Region 6	37.0604782	58.62068966
Mason	F	50-64 years	NH White		1584	2166	3121 Region 6	50.75296379	73.13019391
Mason	F	5-11 years	NH White		54	210	939 Region 6	5.750798722	25.71428571
Mason	F	65-74 years	NH White		1505	1754	2028 Region 6	74.21104537	85.80387685
Mason	F	75+ years	NH White		1064	1256	1632 Region 6	65.19607843	84.7133758
Mason	F	missing	NH White	<=10	<=10				
Mason	F	under 5 years	NH White	<=10	<=10				40
Mason	F	12-15 years	Unknown	<=10	<=10				33.33333333
Mason	F	16-19 years	Unknown	<=10	<=10	15			46.66666667
Mason	F	20-29 years	Unknown		22	61			36.06557377
Mason	F	30-39 years	Unknown		31	71			43.66197183
Mason	F	40-49 years	Unknown		20	61			32.78688525
Mason	F	50-64 years	Unknown		68	118			57.62711864
Mason	F	5-11 years	Unknown	<=10	<=10				0

Mason	F	65-74 years	Unknown	61	92				66.30434783	
Mason	F	75+ years	Unknown	44	78				56.41025641	
Mason	F	missing	Unknown	<=10	<=10					
Mason	F	under 5 years	Unknown	<=10	<=10					
Mason	M	12-15 years	Hispanic	13	29	64	Region 6	20.3125	44.82758621	
Mason	M	16-19 years	Hispanic	13	33	57	Region 6	22.80701754	39.39393939	
Mason	M	20-29 years	Hispanic	32	121	127	Region 6	25.19685039	26.44628099	
Mason	M	30-39 years	Hispanic	25	85	83	Region 6	30.12048193	29.41176471	
Mason	M	40-49 years	Hispanic	24	61	87	Region 6	27.5862069	39.3442623	
Mason	M	50-64 years	Hispanic	37	65	77	Region 6	48.05194805	56.92307692	
Mason	M	5-11 years	Hispanic	<=10	17	107	Region 6	2.803738318	17.64705882	
Mason	M	65-74 years	Hispanic	22	24	<50	Region 6	75.86206897	91.66666667	
Mason	M	75+ years	Hispanic	<=10	11	<50	Region 6	40.90909091	81.81818182	
Mason	M	missing	Hispanic	<=10	<=10					
Mason	M	under 5 years	Hispanic	<=10	<=10					
Mason	M	12-15 years	NH American Indian/Alaska Native	<=10	<=10	<50	Region 6	12.5	33.33333333	
Mason	M	16-19 years	NH American Indian/Alaska Native	<=10	<=10	<50	Region 6	14.28571429	100	
Mason	M	20-29 years	NH American Indian/Alaska Native	<=10	<=10	<50	Region 6	11.76470588	25	
Mason	M	30-39 years	NH American Indian/Alaska Native	<=10	<=10	<50	Region 6	26.66666667	57.14285714	
Mason	M	40-49 years	NH American Indian/Alaska Native	<=10	<=10	<50	Region 6	23.07692308	30	
Mason	M	50-64 years	NH American Indian/Alaska Native	<=10	<=10	14	<50	Region 6	21.21212121	50
Mason	M	5-11 years	NH American Indian/Alaska Native	<=10	<=10	<50	Region 6	12.5	100	
Mason	M	65-74 years	NH American Indian/Alaska Native	<=10	<=10	<50	Region 6	16.66666667	50	
Mason	M	75+ years	NH American Indian/Alaska Native	<=10	<=10	<50	Region 6	33.33333333	60	
Mason	M	under 5 years	NH American Indian/Alaska Native	<=10	<=10					
Mason	M	12-15 years	NH Asian/Native Hawaiian/Other Pacific Islands	<=10	<=10	<50	Region 6	27.27272727	60	
Mason	M	16-19 years	NH Asian/Native Hawaiian/Other Pacific Islands	<=10	<=10	<50	Region 6	28.57142857	66.66666667	
Mason	M	20-29 years	NH Asian/Native Hawaiian/Other Pacific Islands	<=10	<=10	<50	Region 6	15.38461539	66.66666667	
Mason	M	30-39 years	NH Asian/Native Hawaiian/Other Pacific Islands	<=10	<=10	<50	Region 6	15	75	
Mason	M	40-49 years	NH Asian/Native Hawaiian/Other Pacific Islands	<=10	<=10	<50	Region 6	41.66666667	100	
Mason	M	50-64 years	NH Asian/Native Hawaiian/Other Pacific Islands	<=10	<=10	<50	Region 6	66.66666667	66.66666667	
Mason	M	5-11 years	NH Asian/Native Hawaiian/Other Pacific Islands	<=10	<=10	<50	Region 6	6.66666667	33.33333333	
Mason	M	65-74 years	NH Asian/Native Hawaiian/Other Pacific Islands	<=10	<=10	<50	Region 6	200	100	
Mason	M	16-19 years	NH Black	<=10	<=10	<50	Region 6	22.22222222	100	
Mason	M	20-29 years	NH Black	<=10	<=10	<50	Region 6	14.28571429	30	
Mason	M	30-39 years	NH Black	<=10	<=10	<50	Region 6	0	0	
Mason	M	40-49 years	NH Black	<=10	<=10	<50	Region 6	28.57142857	60	
Mason	M	50-64 years	NH Black	<=10	<=10	19	<50	Region 6	42.10526316	42.10526316
Mason	M	5-11 years	NH Black	<=10	<=10	<50	Region 6	0	0	
Mason	M	65-74 years	NH Black	<=10	<=10	<50	Region 6	37.5	100	
Mason	M	75+ years	NH Black	<=10	<=10	<50	Region 6	100	100	
Mason	M	missing	NH Black	<=10	<=10					
Mason	M	12-15 years	NH Other Race	<=10	<=10	<50	Region 6	3.03030303	50	
Mason	M	16-19 years	NH Other Race	<=10	<=10	<50	Region 6	5.555555556	25	
Mason	M	20-29 years	NH Other Race	<=10	<=10	13	<50	Region 6	13.88888889	38.46153846
Mason	M	30-39 years	NH Other Race	<=10	<=10	17	<50	Region 6	64.28571429	52.94117647
Mason	M	40-49 years	NH Other Race	<=10	<=10	20	<50	Region 6	32	40
Mason	M	50-64 years	NH Other Race	33	56	<50	Region 6	183.3333333	58.92857143	
Mason	M	5-11 years	NH Other Race	<=10	<=10	58	Region 6	0	0	
Mason	M	65-74 years	NH Other Race	62	77	<50	Region 6	442.8571429	80.51948052	
Mason	M	75+ years	NH Other Race	45	49	<50	Region 6	1125	91.83673469	
Mason	M	missing	NH Other Race	<=10	<=10					
Mason	M	12-15 years	NH White	90	259	618	Region 6	14.5631068	34.74903475	
Mason	M	16-19 years	NH White	111	269	536	Region 6	20.70895522	41.26394052	
Mason	M	20-29 years	NH White	182	533	1401	Region 6	12.99072091	34.14634146	
Mason	M	30-39 years	NH White	302	651	1386	Region 6	21.78932179	46.39016897	
Mason	M	40-49 years	NH White	430	785	1301	Region 6	33.05149885	54.77707006	
Mason	M	50-64 years	NH White	1353	1950	3038	Region 6	44.53587887	69.38461539	
Mason	M	5-11 years	NH White	52	247	986	Region 6	5.273833671	21.05263158	
Mason	M	65-74 years	NH White	1410	1684	1971	Region 6	71.53729072	83.72921615	
Mason	M	75+ years	NH White	807	962	1206	Region 6	66.91542289	83.88773389	
Mason	M	missing	NH White	<=10	<=10					
Mason	M	under 5 years	NH White	<=10	<=10					
Mason	M	12-15 years	Unknown	<=10	<=10					
Mason	M	16-19 years	Unknown	<=10	<=10	18			16.66666667	
Mason	M	20-29 years	Unknown	<=10	<=10	52			22.22222222	
Mason	M	30-39 years	Unknown	21	89	89			40.38461539	
Mason	M	40-49 years	Unknown	30	65	65			33.70786517	
Mason	M	50-64 years	Unknown	27	116	116			41.53846154	
Mason	M	5-11 years	Unknown	53					45.68965517	
Mason	M	65-74 years	Unknown	<=10	<=10				0	
Mason	M	75+ years	Unknown	63	91	91			69.23076923	
Mason	M	missing	Unknown	34	59	59			57.62711864	
Mason	M	under 5 years	Unknown	<=10	<=10					
Mason	M	12-15 years	Unknown	<=10	<=10					
Mason	U	30-39 years	Hispanic	<=10	<=10				0	
Mason	U	50-64 years	NH Asian/Native Hawaiian/Other Pacific Islands	<=10	<=10				100	
Mason	U	30-39 years	NH Black	<=10	<=10				100	
Mason	U	20-29 years	NH White	<=10	<=10				0	
Mason	U	30-39 years	NH White	<=10	<=10				0	
Mason	U	40-49 years	NH White	<=10	<=10				0	
Mason	U	50-64 years	NH White	<=10	<=10				100	
Mason	U	30-39 years	Unknown	<=10	<=10				100	
Mason	U	75+ years	Unknown	<=10	<=10				0	
Mason	U	missing	Unknown	<=10	<=10					
Mecosta	F	12-15 years	Hispanic	<=10	<=10	<50	Region 6	11.76470588	50	
Mecosta	F	16-19 years	Hispanic	<=10	<=10	14	54	Region 6	16.66666667	64.28571429
Mecosta	F	20-29 years	Hispanic	12	26	125	Region 6	9.6	46.15384615	
Mecosta	F	30-39 years	Hispanic	11	24	52	Region 6	21.15384615	45.83333333	
Mecosta	F	40-49 years	Hispanic	<=10	16	<50	Region 6	14.28571429	43.75	
Mecosta	F	50-64 years	Hispanic	28	39	<50	Region 6	68.29268293	71.7948718	
Mecosta	F	5-11 years	Hispanic	<=10	<=10	55	Region 6	10.90909091	75	
Mecosta	F	65-74 years	Hispanic	13	15	<50	Region 6	44.82758621	86.66666667	
Mecosta	F	75+ years	Hispanic	11	14	<50	Region 6	61.11111111	78.57142857	
Mecosta	F	missing	Hispanic	<=10	<=10					

Mecosta	F	under 5 years	Hispanic	<=10	<=10				0
Mecosta	F	12-15 years	NH American Indian/Alaska Native	<=10	<=10	<50	Region 6	0	0
Mecosta	F	16-19 years	NH American Indian/Alaska Native	<=10	<=10	<50	Region 6	10	50
Mecosta	F	20-29 years	NH American Indian/Alaska Native	<=10	<=10	<50	Region 6	7.142857143	33.33333333
Mecosta	F	30-39 years	NH American Indian/Alaska Native	<=10	<=10	12 <50	Region 6	31.81818182	58.33333333
Mecosta	F	40-49 years	NH American Indian/Alaska Native	<=10	<=10	<50	Region 6	21.42857143	30
Mecosta	F	50-64 years	NH American Indian/Alaska Native		16	18 <50	Region 6	53.33333333	88.88888889
Mecosta	F	5-11 years	NH American Indian/Alaska Native	<=10	<=10	<50	Region 6	20	66.66666667
Mecosta	F	65-74 years	NH American Indian/Alaska Native	<=10	<=10	<50	Region 6	50	80
Mecosta	F	75+ years	NH American Indian/Alaska Native	<=10	<=10	<50	Region 6	0	0
Mecosta	F	16-19 years	NH Asian/Native Hawaiian/Other Pacific Islands	<=10	<=10	<50	Region 6	14.28571429	80
Mecosta	F	20-29 years	NH Asian/Native Hawaiian/Other Pacific Islands	<=10	<=10	15 <50	Region 6	10.71428571	40
Mecosta	F	30-39 years	NH Asian/Native Hawaiian/Other Pacific Islands	<=10	<=10	13 <50	Region 6	50	61.53846154
Mecosta	F	40-49 years	NH Asian/Native Hawaiian/Other Pacific Islands	<=10	<=10	15 <50	Region 6	42.10526316	53.33333333
Mecosta	F	50-64 years	NH Asian/Native Hawaiian/Other Pacific Islands		13	17 <50	Region 6	38.23529412	76.47058824
Mecosta	F	5-11 years	NH Asian/Native Hawaiian/Other Pacific Islands	<=10	<=10	<50	Region 6	18.18181818	50
Mecosta	F	65-74 years	NH Asian/Native Hawaiian/Other Pacific Islands	<=10	<=10	12 <50	Region 6	83.33333333	83.33333333
Mecosta	F	75+ years	NH Asian/Native Hawaiian/Other Pacific Islands	<=10	<=10	<50	Region 6	22.22222222	100
Mecosta	F	12-15 years	NH Black	<=10	<=10	<50	Region 6	10	33.33333333
Mecosta	F	16-19 years	NH Black	<=10	<=10	15	109 Region 6	5.504587156	40
Mecosta	F	20-29 years	NH Black		19	53	269 Region 6	7.063197026	35.84905666
Mecosta	F	30-39 years	NH Black	<=10	<=10	13 <50	Region 6	25.80645161	61.53846154
Mecosta	F	40-49 years	NH Black	<=10	<=10	15 <50	Region 6	28.57142857	53.33333333
Mecosta	F	50-64 years	NH Black		27	35	55 Region 6	49.09090909	77.14285714
Mecosta	F	5-11 years	NH Black	<=10	<=10	<50	Region 6	6.060606061	33.33333333
Mecosta	F	65-74 years	NH Black		11	13 <50	Region 6	47.82608696	84.61538462
Mecosta	F	75+ years	NH Black	<=10	<=10	<50	Region 6	30	75
Mecosta	F	missing	NH Black	<=10	<=10				
Mecosta	F	under 5 years	NH Black	<=10	<=10				
Mecosta	F	12-15 years	NH Other Race	<=10	<=10	<50	Region 6	4.878048781	66.66666667
Mecosta	F	16-19 years	NH Other Race	<=10	<=10	<50	Region 6	11.36363636	71.42857143
Mecosta	F	20-29 years	NH Other Race		12	31	92 Region 6	13.04347826	38.70967742
Mecosta	F	30-39 years	NH Other Race		12	23 <50	Region 6	32.43243243	52.17391304
Mecosta	F	40-49 years	NH Other Race		12	19 <50	Region 6	46.15384615	63.15789474
Mecosta	F	50-64 years	NH Other Race		65	88 <50	Region 6	144.4444444	73.86363636
Mecosta	F	65-74 years	NH Other Race		70	90 <50	Region 6	318.1818182	77.77777778
Mecosta	F	75+ years	NH Other Race		56	70 <50	Region 6	280	80
Mecosta	F	missing	NH Other Race	<=10	<=10				
Mecosta	F	12-15 years	NH White		91	251	815 Region 6	11.16564417	36.25498008
Mecosta	F	16-19 years	NH White		182	387	1606 Region 6	11.33250311	47.02842377
Mecosta	F	20-29 years	NH White		354	869	3010 Region 6	11.76079734	40.73647871
Mecosta	F	30-39 years	NH White		393	809	1972 Region 6	19.92900609	48.57849197
Mecosta	F	40-49 years	NH White		568	935	1924 Region 6	29.52182952	60.7486631
Mecosta	F	50-64 years	NH White		1628	2279	4032 Region 6	40.37698413	71.43483984
Mecosta	F	5-11 years	NH White		85	224	1313 Region 6	6.473724296	37.94642857
Mecosta	F	65-74 years	NH White		1388	1709	2352 Region 6	59.01360544	81.21708602
Mecosta	F	75+ years	NH White		1017	1199	1807 Region 6	56.28112894	84.8206839
Mecosta	F	missing	NH White	<=10	<=10				
Mecosta	F	under 5 years	NH White	<=10	<=10				40
Mecosta	F	12-15 years	Unknown	<=10	<=10				16.66666667
Mecosta	F	16-19 years	Unknown	<=10	<=10	16			43.75
Mecosta	F	20-29 years	Unknown		33	102			32.35294118
Mecosta	F	30-39 years	Unknown		33	94			35.10638298
Mecosta	F	40-49 years	Unknown		26	75			34.66666667
Mecosta	F	50-64 years	Unknown		91	169			53.84615385
Mecosta	F	5-11 years	Unknown	<=10	<=10				40
Mecosta	F	65-74 years	Unknown		74	107			69.15887851
Mecosta	F	75+ years	Unknown		64	107			59.81308411
Mecosta	F	missing	Unknown	<=10	<=10				
Mecosta	F	under 5 years	Unknown	<=10	<=10				
Mecosta	M	12-15 years	Hispanic	<=10	<=10	<50	Region 6	11.42857143	50
Mecosta	M	16-19 years	Hispanic	<=10	<=10		61 Region 6	1.639344262	12.5
Mecosta	M	20-29 years	Hispanic	<=10	<=10	30	129 Region 6	4.651162791	20
Mecosta	M	30-39 years	Hispanic		12	27	74 Region 6	16.21621622	44.44444444
Mecosta	M	40-49 years	Hispanic	<=10	<=10	20 <50	Region 6	22.22222222	40
Mecosta	M	50-64 years	Hispanic		28	39	63 Region 6	44.44444444	71.7948718
Mecosta	M	5-11 years	Hispanic	<=10	<=10		69 Region 6	4.347826087	30
Mecosta	M	65-74 years	Hispanic		12	14 <50	Region 6	60	85.71428571
Mecosta	M	75+ years	Hispanic	<=10	<=10	<50	Region 6	60	90
Mecosta	M	missing	Hispanic	<=10	<=10				
Mecosta	M	under 5 years	Hispanic	<=10	<=10				0
Mecosta	M	12-15 years	NH American Indian/Alaska Native	<=10	<=10	<50	Region 6	9.090909091	50
Mecosta	M	16-19 years	NH American Indian/Alaska Native	<=10	<=10	<50	Region 6	7.692307692	33.33333333
Mecosta	M	20-29 years	NH American Indian/Alaska Native	<=10	<=10	<50	Region 6	0	0
Mecosta	M	30-39 years	NH American Indian/Alaska Native	<=10	<=10	<50	Region 6	0	0
Mecosta	M	40-49 years	NH American Indian/Alaska Native	<=10	<=10	<50	Region 6	38.46153846	62.5
Mecosta	M	50-64 years	NH American Indian/Alaska Native	<=10	<=10	<50	Region 6	25	80
Mecosta	M	5-11 years	NH American Indian/Alaska Native	<=10	<=10	<50	Region 6	10	100
Mecosta	M	65-74 years	NH American Indian/Alaska Native	<=10	<=10	<50	Region 6	45.45454546	71.42857143
Mecosta	M	75+ years	NH American Indian/Alaska Native	<=10	<=10	<50	Region 6	16.66666667	50
Mecosta	M	12-15 years	NH Asian/Native Hawaiian/Other Pacific Islands	<=10	<=10	<50	Region 6	16.66666667	50
Mecosta	M	16-19 years	NH Asian/Native Hawaiian/Other Pacific Islands	<=10	<=10	<50	Region 6	17.24137931	62.5
Mecosta	M	20-29 years	NH Asian/Native Hawaiian/Other Pacific Islands		12	28	87 Region 6	13.79310345	42.85714286
Mecosta	M	30-39 years	NH Asian/Native Hawaiian/Other Pacific Islands	<=10	<=10	11 <50	Region 6	53.33333333	72.72727273
Mecosta	M	40-49 years	NH Asian/Native Hawaiian/Other Pacific Islands	<=10	<=10	12 <50	Region 6	61.53846154	66.66666667
Mecosta	M	50-64 years	NH Asian/Native Hawaiian/Other Pacific Islands		11	15 <50	Region 6	68.75	73.33333333
Mecosta	M	5-11 years	NH Asian/Native Hawaiian/Other Pacific Islands	<=10	<=10	<50	Region 6	20	50
Mecosta	M	65-74 years	NH Asian/Native Hawaiian/Other Pacific Islands	<=10	<=10	<50	Region 6	71.42857143	62.5
Mecosta	M	75+ years	NH Asian/Native Hawaiian/Other Pacific Islands	<=10	<=10	<50	Region 6	20	66.66666667
Mecosta	M	12-15 years	NH Black	<=10	<=10	<50	Region 6	13.33333333	50
Mecosta	M	16-19 years	NH Black	<=10	<=10	20	90 Region 6	7.777777778	35
Mecosta	M	20-29 years	NH Black	<=10	<=10	65	221 Region 6	4.07239819	13.84615385
Mecosta	M	30-39 years	NH Black	<=10	<=10	14	58 Region 6	8.620689655	35.71428571
Mecosta	M	40-49 years	NH Black	<=10	<=10	20 <50	Region 6	23.52941177	40

Mecosta	M	50-64 years	NH Black		28	39	64	Region 6	43.75	71.7948718
Mecosta	M	5-11 years	NH Black	<=10	<=10	<50		Region 6	0	0
Mecosta	M	65-74 years	NH Black		13	17	<50	Region 6	37.14285714	76.47058824
Mecosta	M	75+ years	NH Black	<=10	<=10	<50		Region 6	46.66666667	70
Mecosta	M	12-15 years	NH Other Race	<=10	<=10	<50		Region 6	2.083333333	50
Mecosta	M	16-19 years	NH Other Race	<=10	<=10			52 Region 6	3.846153846	25
Mecosta	M	20-29 years	NH Other Race	<=10		22	124	Region 6	2.419354839	13.63636364
Mecosta	M	30-39 years	NH Other Race	<=10		14	<50	Region 6	18.18181818	57.14285714
Mecosta	M	40-49 years	NH Other Race	<=10		14	<50	Region 6	19.23076923	55.71428571
Mecosta	M	50-64 years	NH Other Race		64	84	<50	Region 6	160	76.19047619
Mecosta	M	5-11 years	NH Other Race	<=10	<=10			86 Region 6	0	0
Mecosta	M	65-74 years	NH Other Race		54	68	<50	Region 6	284.2105263	79.41176471
Mecosta	M	75+ years	NH Other Race		58	69	<50	Region 6	241.6666667	84.05797101
Mecosta	M	missing	NH Other Race	<=10	<=10					
Mecosta	M	12-15 years	NH White		96	216	823	Region 6	11.66464156	44.44444444
Mecosta	M	16-19 years	NH White		102	275	1595	Region 6	6.394984326	37.09090909
Mecosta	M	20-29 years	NH White		258	768	3640	Region 6	7.087912088	33.59375
Mecosta	M	30-39 years	NH White		306	658	2008	Region 6	15.23904383	46.50455927
Mecosta	M	40-49 years	NH White		395	743	1887	Region 6	20.9326974	55.1628533
Mecosta	M	50-64 years	NH White		1300	1959	3960	Region 6	32.82828283	66.36038795
Mecosta	M	5-11 years	NH White		111	248	1375	Region 6	8.072727273	44.75806452
Mecosta	M	65-74 years	NH White		1277	1593	2254	Region 6	56.65483585	80.16321406
Mecosta	M	75+ years	NH White		860	1040	1366	Region 6	62.95754026	82.69230769
Mecosta	M	missing	NH White	<=10	<=10					
Mecosta	M	under 5 years	NH White	<=10	<=10					25
Mecosta	M	12-15 years	Unknown	<=10	<=10					33.33333333
Mecosta	M	16-19 years	Unknown	<=10		23				30.43478261
Mecosta	M	20-29 years	Unknown		26	93				27.95698925
Mecosta	M	30-39 years	Unknown		25	88				28.40909091
Mecosta	M	40-49 years	Unknown		22	74				29.72972973
Mecosta	M	50-64 years	Unknown		77	166				46.38554217
Mecosta	M	5-11 years	Unknown	<=10		12				0
Mecosta	M	65-74 years	Unknown		76	117				64.95726496
Mecosta	M	75+ years	Unknown		71	103				68.93203884
Mecosta	M	missing	Unknown	<=10	<=10					
Mecosta	M	under 5 years	Unknown	<=10	<=10					50
Mecosta	U	50-64 years	Hispanic	<=10	<=10					100
Mecosta	U	under 5 years	NH Black	<=10	<=10					
Mecosta	U	65-74 years	NH Other Race	<=10	<=10					100
Mecosta	U	30-39 years	NH White	<=10	<=10					66.66666667
Mecosta	U	40-49 years	NH White	<=10	<=10					0
Mecosta	U	50-64 years	NH White	<=10	<=10					33.33333333
Mecosta	U	65-74 years	NH White	<=10	<=10					100
Menominee	F	12-15 years	Hispanic	<=10	<=10	<50		Region 8	0	0
Menominee	F	16-19 years	Hispanic	<=10	<=10	<50		Region 8	18.75	42.85714286
Menominee	F	20-29 years	Hispanic	<=10		18	<50	Region 8	10	16.66666667
Menominee	F	30-39 years	Hispanic	<=10		11	<50	Region 8	8.108108108	27.27272727
Menominee	F	40-49 years	Hispanic	<=10	<=10	<50		Region 8	11.42857143	44.44444444
Menominee	F	50-64 years	Hispanic	<=10		13	<50	Region 8	42.85714286	69.23076923
Menominee	F	65-74 years	Hispanic	<=10	<=10	<50		Region 8	50	66.66666667
Menominee	F	75+ years	Hispanic	<=10	<=10	<50		Region 8	22.22222222	66.66666667
Menominee	F	12-15 years	NH American Indian/Alaska Native	<=10		19	<50	Region 8	4.347826087	5.263157895
Menominee	F	16-19 years	NH American Indian/Alaska Native	<=10		16	<50	Region 8	9.090909091	12.5
Menominee	F	20-29 years	NH American Indian/Alaska Native	<=10		43	<50	Region 8	14.58333333	16.279096977
Menominee	F	30-39 years	NH American Indian/Alaska Native	<=10		27	<50	Region 8	17.24137931	18.51851852
Menominee	F	40-49 years	NH American Indian/Alaska Native		11	25	<50	Region 8	28.94736842	44
Menominee	F	50-64 years	NH American Indian/Alaska Native		34	55	50	Region 8	68	61.81818182
Menominee	F	5-11 years	NH American Indian/Alaska Native	<=10		13	<50	Region 8	2.941176471	7.692307692
Menominee	F	65-74 years	NH American Indian/Alaska Native		15	20	<50	Region 8	62.5	75
Menominee	F	75+ years	NH American Indian/Alaska Native	<=10	<=10	<50		Region 8	12.5	50
Menominee	F	12-15 years	NH Asian/Native Hawaiian/Other Pacific Islands	<=10	<=10	<50		Region 8	100	100
Menominee	F	16-19 years	NH Asian/Native Hawaiian/Other Pacific Islands	<=10	<=10	<50		Region 8	0	0
Menominee	F	20-29 years	NH Asian/Native Hawaiian/Other Pacific Islands	<=10	<=10	<50		Region 8	12.5	50
Menominee	F	30-39 years	NH Asian/Native Hawaiian/Other Pacific Islands	<=10	<=10	<50		Region 8	10	33.33333333
Menominee	F	40-49 years	NH Asian/Native Hawaiian/Other Pacific Islands	<=10	<=10	<50		Region 8	7.692307692	20
Menominee	F	50-64 years	NH Asian/Native Hawaiian/Other Pacific Islands	<=10	<=10	<50		Region 8	6.25	50
Menominee	F	65-74 years	NH Asian/Native Hawaiian/Other Pacific Islands	<=10	<=10	<50		Region 8	28.57142857	100
Menominee	F	75+ years	NH Asian/Native Hawaiian/Other Pacific Islands	<=10	<=10	<50		Region 8	16.66666667	100
Menominee	F	under 5 years	NH Asian/Native Hawaiian/Other Pacific Islands	<=10	<=10					
Menominee	F	12-15 years	NH Black	<=10	<=10	<50		Region 8	33.33333333	50
Menominee	F	16-19 years	NH Black	<=10	<=10	<50		Region 8	0	0
Menominee	F	20-29 years	NH Black	<=10	<=10	<50		Region 8	14.28571429	100
Menominee	F	30-39 years	NH Black	<=10	<=10	<50		Region 8	33.33333333	50
Menominee	F	40-49 years	NH Black	<=10	<=10	<50		Region 8	16.66666667	100
Menominee	F	50-64 years	NH Black	<=10	<=10	<50		Region 8	14.28571429	50
Menominee	F	16-19 years	NH Other Race	<=10	<=10	<50		Region 8	20	50
Menominee	F	20-29 years	NH Other Race	<=10		13	<50	Region 8	26.92307692	53.84615385
Menominee	F	30-39 years	NH Other Race	<=10		16	<50	Region 8	58.33333333	43.75
Menominee	F	40-49 years	NH Other Race	<=10		16	<50	Region 8	40	37.5
Menominee	F	50-64 years	NH Other Race		65	94	<50	Region 8	260	69.14893617
Menominee	F	5-11 years	NH Other Race	<=10	<=10	<50		Region 8	0	0
Menominee	F	65-74 years	NH Other Race		58	69	<50	Region 8	446.1538462	84.05797101
Menominee	F	75+ years	NH Other Race		51	72	<50	Region 8	850	70.83333333
Menominee	F	12-15 years	NH White		25	69	418	Region 8	5.980861244	36.23188406
Menominee	F	16-19 years	NH White		35	112	405	Region 8	8.641975309	31.25
Menominee	F	20-29 years	NH White		78	230	977	Region 8	7.983623337	33.91304348
Menominee	F	30-39 years	NH White		105	252	972	Region 8	10.80246914	41.66666667
Menominee	F	40-49 years	NH White		140	276	1086	Region 8	12.89134438	50.72463768
Menominee	F	50-64 years	NH White		596	907	2560	Region 8	23.28125	65.71113561
Menominee	F	5-11 years	NH White		11	63	603	Region 8	1.824212272	17.46031746
Menominee	F	65-74 years	NH White		621	805	1642	Region 8	37.81973203	77.14285714
Menominee	F	75+ years	NH White		442	592	1345	Region 8	32.86245353	74.66216216
Menominee	F	missing	NH White	<=10	<=10					
Menominee	F	under 5 years	NH White	<=10	<=10					50

Midland	F	65-74 years	NH American Indian/Alaska Native	<=10		13 <50	Region 3	30.43478261	53.84615385
Midland	F	75+ years	NH American Indian/Alaska Native	<=10	<=10	<50	Region 3	58.33333333	100
Midland	F	under 5 years	NH American Indian/Alaska Native	<=10	<=10				100
Midland	F	12-15 years	NH Asian/Native Hawaiian/Other Pacific Islands		18	36	71 Region 3	25.35211268	50
Midland	F	16-19 years	NH Asian/Native Hawaiian/Other Pacific Islands		29	40	69 Region 3	42.02898551	72.5
Midland	F	20-29 years	NH Asian/Native Hawaiian/Other Pacific Islands		34	50	161 Region 3	21.11801242	68
Midland	F	30-39 years	NH Asian/Native Hawaiian/Other Pacific Islands		53	74	184 Region 3	28.80434783	71.62162162
Midland	F	40-49 years	NH Asian/Native Hawaiian/Other Pacific Islands		59	82	189 Region 3	31.21693122	71.95121951
Midland	F	50-64 years	NH Asian/Native Hawaiian/Other Pacific Islands		56	68	160 Region 3		35
Midland	F	5-11 years	NH Asian/Native Hawaiian/Other Pacific Islands		11	39	79 Region 3	13.92405063	28.20512821
Midland	F	65-74 years	NH Asian/Native Hawaiian/Other Pacific Islands		18	23	65 Region 3	27.69230769	78.26086957
Midland	F	75+ years	NH Asian/Native Hawaiian/Other Pacific Islands		12	15	56 Region 3	21.42857143	80
Midland	F	missing	NH Asian/Native Hawaiian/Other Pacific Islands	<=10	<=10				
Midland	F	under 5 years	NH Asian/Native Hawaiian/Other Pacific Islands	<=10	<=10				100
Midland	F	12-15 years	NH Black	<=10		20 <50	Region 3	23.07692308	30
Midland	F	16-19 years	NH Black	<=10		19 <50	Region 3	26.31578947	52.63157895
Midland	F	20-29 years	NH Black		17	46	93 Region 3	18.27956989	36.95652174
Midland	F	30-39 years	NH Black		18	37	66 Region 3	27.27272727	48.64864865
Midland	F	40-49 years	NH Black		16	23 <50	Region 3		40
Midland	F	50-64 years	NH Black		21	26	64 Region 3	32.8125	80.76923077
Midland	F	5-11 years	NH Black	<=10	<=10		53 Region 3	3.773584906	22.22222222
Midland	F	65-74 years	NH Black		21	24 <50	Region 3	55.2631579	87.5
Midland	F	75+ years	NH Black	<=10	<=10	<50	Region 3	42.85714286	75
Midland	F	12-15 years	NH Other Race	<=10		20	68 Region 3	14.70588235	50
Midland	F	16-19 years	NH Other Race		32	48	59 Region 3	54.23728814	66.66666667
Midland	F	20-29 years	NH Other Race		79	141	91 Region 3	86.81318681	56.02836879
Midland	F	30-39 years	NH Other Race		106	160	58 Region 3	182.7586207	66.25
Midland	F	40-49 years	NH Other Race		106	148 <50	Region 3	235.5555556	71.62162162
Midland	F	50-64 years	NH Other Race		375	468	63 Region 3	595.2380952	80.12820513
Midland	F	5-11 years	NH Other Race	<=10		11	112 Region 3	1.785714286	18.18181818
Midland	F	65-74 years	NH Other Race		372	428 <50	Region 3	1162.5	86.91588785
Midland	F	75+ years	NH Other Race		467	526 <50	Region 3		2335
Midland	F	missing	NH Other Race	<=10	<=10				
Midland	F	under 5 years	NH Other Race	<=10	<=10				
Midland	F	12-15 years	NH White		440	953	1847 Region 3	23.82241473	46.16998951
Midland	F	16-19 years	NH White		441	935	1728 Region 3	25.52083333	47.1657754
Midland	F	20-29 years	NH White		964	2020	4342 Region 3	22.20175035	47.72277228
Midland	F	30-39 years	NH White		1201	2231	4505 Region 3	26.65926748	53.83236217
Midland	F	40-49 years	NH White		1332	2107	4476 Region 3	29.75871314	63.21784528
Midland	F	50-64 years	NH White		3249	4474	8528 Region 3	38.09803002	72.61957979
Midland	F	5-11 years	NH White		232	833	2778 Region 3	8.351331893	27.85114046
Midland	F	65-74 years	NH White		2544	2949	4367 Region 3	58.25509503	86.26653103
Midland	F	75+ years	NH White		1860	2173	3957 Region 3	47.00530705	85.5959503
Midland	F	missing	NH White	<=10	<=10				
Midland	F	under 5 years	NH White	<=10		67			14.92537313
Midland	F	12-15 years	Unknown		14	43			32.55813954
Midland	F	16-19 years	Unknown		87	189			46.03174603
Midland	F	20-29 years	Unknown		252	576			43.75
Midland	F	30-39 years	Unknown		388	811			47.84217016
Midland	F	40-49 years	Unknown		501	887			56.48252537
Midland	F	50-64 years	Unknown		1066	1702			62.63219742
Midland	F	5-11 years	Unknown		28	114			24.56140351
Midland	F	65-74 years	Unknown		498	783			63.60153257
Midland	F	75+ years	Unknown		563	831			67.74969916
Midland	F	missing	Unknown	<=10	<=10				0
Midland	F	under 5 years	Unknown	<=10		15			33.33333333
Midland	M	12-15 years	Hispanic		25	49	88 Region 3	28.40909091	51.02040816
Midland	M	16-19 years	Hispanic		18	38	86 Region 3	20.93023256	47.36842105
Midland	M	20-29 years	Hispanic		35	87	257 Region 3	13.61867704	40.22988506
Midland	M	30-39 years	Hispanic		33	75	205 Region 3	16.09756098	44
Midland	M	40-49 years	Hispanic		42	73	162 Region 3	25.92592593	57.53424658
Midland	M	50-64 years	Hispanic		73	95	150 Region 3	48.66666667	76.84210526
Midland	M	5-11 years	Hispanic		15	39	160 Region 3		9.375
Midland	M	65-74 years	Hispanic		21	24 <50	Region 3	48.8372093	87.5
Midland	M	75+ years	Hispanic		11	11 <50	Region 3	47.82608696	100
Midland	M	missing	Hispanic	<=10	<=10				
Midland	M	under 5 years	Hispanic	<=10	<=10				0
Midland	M	12-15 years	NH American Indian/Alaska Native	<=10	<=10	<50	Region 3		50
Midland	M	16-19 years	NH American Indian/Alaska Native	<=10	<=10	<50	Region 3		20
Midland	M	20-29 years	NH American Indian/Alaska Native	<=10	<=10	<50	Region 3	10.71428571	30
Midland	M	30-39 years	NH American Indian/Alaska Native	<=10		12 <50	Region 3	31.25	83.33333333
Midland	M	40-49 years	NH American Indian/Alaska Native	<=10		16 <50	Region 3	40.90909091	56.25
Midland	M	50-64 years	NH American Indian/Alaska Native		12	21 <50	Region 3	60	57.14285714
Midland	M	5-11 years	NH American Indian/Alaska Native	<=10	<=10	<50	Region 3	3.846153846	50
Midland	M	65-74 years	NH American Indian/Alaska Native		12	13 <50	Region 3	63.15789474	92.30769231
Midland	M	75+ years	NH American Indian/Alaska Native	<=10	<=10	<50	Region 3		60
Midland	M	missing	NH American Indian/Alaska Native	<=10	<=10				
Midland	M	under 5 years	NH American Indian/Alaska Native	<=10	<=10				
Midland	M	12-15 years	NH Asian/Native Hawaiian/Other Pacific Islands		19	37	61 Region 3	31.14754098	51.35135135
Midland	M	16-19 years	NH Asian/Native Hawaiian/Other Pacific Islands		11	20 <50	Region 3	23.40425532	55
Midland	M	20-29 years	NH Asian/Native Hawaiian/Other Pacific Islands		30	40	113 Region 3	26.54867257	75
Midland	M	30-39 years	NH Asian/Native Hawaiian/Other Pacific Islands		49	67	152 Region 3	32.23684211	73.13432836
Midland	M	40-49 years	NH Asian/Native Hawaiian/Other Pacific Islands		59	73	176 Region 3	33.52272727	80.82191781
Midland	M	50-64 years	NH Asian/Native Hawaiian/Other Pacific Islands		57	66	154 Region 3	37.01298701	86.36363636
Midland	M	5-11 years	NH Asian/Native Hawaiian/Other Pacific Islands		11	40	93 Region 3	11.82795699	27.5
Midland	M	65-74 years	NH Asian/Native Hawaiian/Other Pacific Islands		25	26 <50	Region 3	53.19148936	96.15384615
Midland	M	75+ years	NH Asian/Native Hawaiian/Other Pacific Islands		12	12 <50	Region 3	29.26829268	100
Midland	M	under 5 years	NH Asian/Native Hawaiian/Other Pacific Islands	<=10	<=10				50
Midland	M	12-15 years	NH Black	<=10		12 <50	Region 3	19.35483871	50
Midland	M	16-19 years	NH Black	<=10		15	59 Region 3	11.86440678	46.66666667
Midland	M	20-29 years	NH Black	<=10		34	143 Region 3	4.195804196	17.64705882
Midland	M	30-39 years	NH Black		26	45	105 Region 3	24.76190476	57.77777778
Midland	M	40-49 years	NH Black		15	32	81 Region 3	18.51851852	46.875
Midland	M	50-64 years	NH Black		29	40	81 Region 3	35.80246914	72.5

Midland	M	5-11 years	NH Black	<=10	13	56	Region 3	3.571428571	15.38461539
Midland	M	65-74 years	NH Black		20	24	<50 Region 3	43.47826087	83.33333333
Midland	M	75+ years	NH Black	<=10	<=10	<50	Region 3	116.6666667	100
Midland	M	missing	NH Black	<=10	<=10				
Midland	M	12-15 years	NH Other Race		15	23	75 Region 3	20	65.2173913
Midland	M	16-19 years	NH Other Race		21	39	58 Region 3	36.20689655	53.84615385
Midland	M	20-29 years	NH Other Race		41	73	117 Region 3	35.04273504	56.16438356
Midland	M	30-39 years	NH Other Race		85	136	65 Region 3	130.7692308	62.5
Midland	M	40-49 years	NH Other Race		92	134	<50 Region 3	204.4444444	68.65671642
Midland	M	50-64 years	NH Other Race		284	375	<50 Region 3	631.1111111	75.73333333
Midland	M	5-11 years	NH Other Race	<=10	11	153	Region 3	1.960784314	27.27272727
Midland	M	65-74 years	NH Other Race		321	374	<50 Region 3	1888.235294	85.82887701
Midland	M	75+ years	NH Other Race		290	334	<50 Region 3	1812.5	86.82634731
Midland	M	missing	NH Other Race	<=10	<=10				
Midland	M	under 5 years	NH Other Race	<=10	<=10				0
Midland	M	12-15 years	NH White		370	903	1824 Region 3	20.28508772	40.97452935
Midland	M	16-19 years	NH White		363	764	2046 Region 3	17.74193548	47.51308901
Midland	M	20-29 years	NH White		714	1657	4468 Region 3	15.98030439	43.08992155
Midland	M	30-39 years	NH White		979	1910	4681 Region 3	20.91433454	51.2565445
Midland	M	40-49 years	NH White		1069	1830	4344 Region 3	24.60865562	58.41530055
Midland	M	50-64 years	NH White		2732	3898	8250 Region 3	33.11515152	70.08724222
Midland	M	5-11 years	NH White		266	925	3061 Region 3	8.689970598	28.75675676
Midland	M	65-74 years	NH White		2103	2478	3904 Region 3	53.86782787	84.86682809
Midland	M	75+ years	NH White		1342	1511	2846 Region 3	47.15390021	88.81535407
Midland	M	missing	NH White	<=10	<=10				
Midland	M	under 5 years	NH White		11	67			16.41791045
Midland	M	12-15 years	Unknown		12	50			24
Midland	M	16-19 years	Unknown		99	207			47.82608696
Midland	M	20-29 years	Unknown		226	574			39.3728223
Midland	M	30-39 years	Unknown		322	758			42.48021108
Midland	M	40-49 years	Unknown		391	758			51.58311346
Midland	M	50-64 years	Unknown		871	1545			56.37540453
Midland	M	5-11 years	Unknown		28	141			19.85815603
Midland	M	65-74 years	Unknown		435	694			62.68011527
Midland	M	75+ years	Unknown		374	590			63.38983051
Midland	M	missing	Unknown	<=10	<=10				
Midland	M	under 5 years	Unknown	<=10	<=10	18			16.66666667
Midland	U	40-49 years	NH Asian/Native Hawaiian/Other Pacific Islands	<=10	<=10				100
Midland	U	65-74 years	NH Other Race	<=10	<=10				0
Midland	U	20-29 years	NH White	<=10	<=10				100
Midland	U	30-39 years	NH White	<=10	<=10				40
Midland	U	40-49 years	NH White	<=10	<=10				100
Midland	U	50-64 years	NH White	<=10	<=10				0
Midland	U	30-39 years	Unknown	<=10	<=10				80
Midland	U	40-49 years	Unknown	<=10	<=10				0
Missaukee	F	12-15 years	Hispanic	<=10	<=10	<50	Region 7	7.692307692	25
Missaukee	F	16-19 years	Hispanic	<=10	<=10	<50	Region 7	5	20
Missaukee	F	20-29 years	Hispanic	<=10	<=10	25 <50	Region 7	0	0
Missaukee	F	30-39 years	Hispanic	<=10	<=10	15 <50	Region 7	0	0
Missaukee	F	40-49 years	Hispanic	<=10	<=10	15 <50	Region 7	43.75	46.66666667
Missaukee	F	50-64 years	Hispanic	<=10	<=10	12 <50	Region 7	25	41.66666667
Missaukee	F	5-11 years	Hispanic	<=10	<=10	<50	Region 7	2.083333333	25
Missaukee	F	65-74 years	Hispanic	<=10	<=10	<50	Region 7	50	100
Missaukee	F	75+ years	Hispanic	<=10	<=10	<50	Region 7	25	50
Missaukee	F	16-19 years	NH American Indian/Alaska Native	<=10	<=10	<50	Region 7	25	33.33333333
Missaukee	F	20-29 years	NH American Indian/Alaska Native	<=10	<=10	<50	Region 7	0	0
Missaukee	F	30-39 years	NH American Indian/Alaska Native	<=10	<=10	<50	Region 7	42.85714286	100
Missaukee	F	40-49 years	NH American Indian/Alaska Native	<=10	<=10	<50	Region 7	14.28571429	100
Missaukee	F	50-64 years	NH American Indian/Alaska Native	<=10	<=10	<50	Region 7	10	20
Missaukee	F	65-74 years	NH American Indian/Alaska Native	<=10	<=10	<50	Region 7	50	100
Missaukee	F	75+ years	NH American Indian/Alaska Native	<=10	<=10	<50	Region 7	150	100
Missaukee	F	12-15 years	NH Asian/Native Hawaiian/Other Pacific Islands	<=10	<=10	<50	Region 7	25	100
Missaukee	F	16-19 years	NH Asian/Native Hawaiian/Other Pacific Islands	<=10	<=10	<50	Region 7	0	0
Missaukee	F	20-29 years	NH Asian/Native Hawaiian/Other Pacific Islands	<=10	<=10	<50	Region 7	22.22222222	66.66666667
Missaukee	F	30-39 years	NH Asian/Native Hawaiian/Other Pacific Islands	<=10	<=10	<50	Region 7	6.25	33.33333333
Missaukee	F	40-49 years	NH Asian/Native Hawaiian/Other Pacific Islands	<=10	<=10	<50	Region 7	40	66.66666667
Missaukee	F	50-64 years	NH Asian/Native Hawaiian/Other Pacific Islands	<=10	<=10	<50	Region 7	42.85714286	60
Missaukee	F	5-11 years	NH Asian/Native Hawaiian/Other Pacific Islands	<=10	<=10	<50	Region 7	0	0
Missaukee	F	65-74 years	NH Asian/Native Hawaiian/Other Pacific Islands	<=10	<=10	<50	Region 7	100	100
Missaukee	F	12-15 years	NH Black	<=10	<=10	<50	Region 7	25	100
Missaukee	F	16-19 years	NH Black	<=10	<=10	<50	Region 7	0	0
Missaukee	F	20-29 years	NH Black	<=10	<=10	<50	Region 7	0	0
Missaukee	F	30-39 years	NH Black	<=10	<=10	<50	Region 7	0	0
Missaukee	F	20-29 years	NH Other Race	<=10	<=10	<50	Region 7	6.666666667	33.33333333
Missaukee	F	30-39 years	NH Other Race	<=10	<=10	<50	Region 7	27.27272727	75
Missaukee	F	40-49 years	NH Other Race	<=10	<=10	<50	Region 7	14.28571429	33.33333333
Missaukee	F	50-64 years	NH Other Race		19	26	<50 Region 7	146.1538462	73.07692308
Missaukee	F	65-74 years	NH Other Race		21	25	<50 Region 7	350	84
Missaukee	F	75+ years	NH Other Race		18	22	<50 Region 7	300	81.81818182
Missaukee	F	12-15 years	NH White		19	78	352 Region 7	5.397727273	24.35897436
Missaukee	F	16-19 years	NH White		30	108	274 Region 7	10.94890511	27.77777778
Missaukee	F	20-29 years	NH White		73	217	725 Region 7	10.06896552	33.640553
Missaukee	F	30-39 years	NH White		122	306	762 Region 7	16.01049869	39.86928105
Missaukee	F	40-49 years	NH White		181	355	754 Region 7	24.00530504	50.98591549
Missaukee	F	50-64 years	NH White		623	967	1598 Region 7	38.98623279	64.42605998
Missaukee	F	5-11 years	NH White		15	72	568 Region 7	2.64084507	20.83333333
Missaukee	F	65-74 years	NH White		539	658	868 Region 7	62.09677419	81.91489362
Missaukee	F	75+ years	NH White		407	499	710 Region 7	57.32394366	81.56312625
Missaukee	F	missing	NH White	<=10	<=10				
Missaukee	F	under 5 years	NH White	<=10	<=10				50
Missaukee	F	12-15 years	Unknown	<=10	<=10				0
Missaukee	F	16-19 years	Unknown	<=10	<=10	11			63.63636364
Missaukee	F	20-29 years	Unknown	<=10	<=10	33			24.24242424
Missaukee	F	30-39 years	Unknown	<=10	<=10	37			21.62162162

Missaukee	F	40-49 years	Unknown	<=10		33				30.3030303
Missaukee	F	50-64 years	Unknown		32	84				38.0952381
Missaukee	F	5-11 years	Unknown	<=10	<=10					0
Missaukee	F	65-74 years	Unknown		46	69				66.6666667
Missaukee	F	75+ years	Unknown		63	91				69.23076923
Missaukee	F	missing	Unknown	<=10	<=10					
Missaukee	M	12-15 years	Hispanic	<=10	<=10	<50	Region 7	8.695652174		66.6666667
Missaukee	M	16-19 years	Hispanic	<=10	<=10	<50	Region 7	0		0
Missaukee	M	20-29 years	Hispanic	<=10	<=10	172 <50	Region 7	12.19512195		2.906976744
Missaukee	M	30-39 years	Hispanic	<=10	<=10	141 <50	Region 7	12.24489796		4.255319149
Missaukee	M	40-49 years	Hispanic	<=10	<=10	39 <50	Region 7	9.090909091		5.128205128
Missaukee	M	50-64 years	Hispanic	<=10	<=10	24 <50	Region 7	24		25
Missaukee	M	5-11 years	Hispanic	<=10	<=10	<50	Region 7	0		0
Missaukee	M	65-74 years	Hispanic	<=10	<=10	<50	Region 7	9.090909091		33.33333333
Missaukee	M	75+ years	Hispanic	<=10	<=10	<50	Region 7	14.28571429		100
Missaukee	M	12-15 years	NH American Indian/Alaska Native	<=10	<=10	<50	Region 7	0		0
Missaukee	M	40-49 years	NH American Indian/Alaska Native	<=10	<=10	<50	Region 7	20		100
Missaukee	M	50-64 years	NH American Indian/Alaska Native	<=10	<=10	<50	Region 7	16.6666667		100
Missaukee	M	65-74 years	NH American Indian/Alaska Native	<=10	<=10	<50	Region 7	40		100
Missaukee	M	16-19 years	NH Asian/Native Hawaiian/Other Pacific Islands	<=10	<=10	<50	Region 7	50		50
Missaukee	M	40-49 years	NH Asian/Native Hawaiian/Other Pacific Islands	<=10	<=10	<50	Region 7	33.33333333		50
Missaukee	M	50-64 years	NH Asian/Native Hawaiian/Other Pacific Islands	<=10	<=10	<50	Region 7	66.6666667		66.6666667
Missaukee	M	5-11 years	NH Asian/Native Hawaiian/Other Pacific Islands	<=10	<=10	<50	Region 7	16.6666667		50
Missaukee	M	75+ years	NH Asian/Native Hawaiian/Other Pacific Islands	<=10	<=10	<50	Region 7	50		100
Missaukee	M	12-15 years	NH Black	<=10	<=10	<50	Region 7	33.33333333		33.33333333
Missaukee	M	20-29 years	NH Black	<=10	<=10	<50	Region 7	7.142857143		25
Missaukee	M	50-64 years	NH Black	<=10	<=10	<50	Region 7	75		75
Missaukee	M	65-74 years	NH Black	<=10	<=10	<50	Region 7	20		100
Missaukee	M	16-19 years	NH Other Race	<=10	<=10	<50	Region 7	0		0
Missaukee	M	20-29 years	NH Other Race	<=10	<=10	<50	Region 7	14.28571429		50
Missaukee	M	30-39 years	NH Other Race	<=10	<=10	<50	Region 7	33.33333333		40
Missaukee	M	40-49 years	NH Other Race	<=10	<=10	<50	Region 7	22.22222222		50
Missaukee	M	50-64 years	NH Other Race		13	21 <50	Region 7	130		61.90476191
Missaukee	M	65-74 years	NH Other Race		20	26 <50	Region 7	500		76.92307692
Missaukee	M	75+ years	NH Other Race		21	21 <50	Region 7	262.5		100
Missaukee	M	missing	NH Other Race	<=10	<=10					
Missaukee	M	12-15 years	NH White		12	68	349 Region 7	3.438395416		17.64705882
Missaukee	M	16-19 years	NH White		28	91	348 Region 7	8.045977012		30.76923077
Missaukee	M	20-29 years	NH White		61	187	772 Region 7	7.901554404		32.62032086
Missaukee	M	30-39 years	NH White		104	262	773 Region 7	13.45407503		39.69465649
Missaukee	M	40-49 years	NH White		125	293	728 Region 7	17.17032967		42.66211604
Missaukee	M	50-64 years	NH White		552	905	1652 Region 7	33.41404358		60.99447514
Missaukee	M	5-11 years	NH White		19	62	622 Region 7	3.054662379		30.64516129
Missaukee	M	65-74 years	NH White		558	690	895 Region 7	62.34636872		80.86956522
Missaukee	M	75+ years	NH White		347	417	585 Region 7	59.31623932		83.21342926
Missaukee	M	missing	NH White	<=10	<=10					
Missaukee	M	under 5 years	NH White	<=10	<=10					
Missaukee	M	12-15 years	Unknown	<=10	<=10					0
Missaukee	M	16-19 years	Unknown	<=10	<=10					0
Missaukee	M	20-29 years	Unknown	<=10		24				29.1666667
Missaukee	M	30-39 years	Unknown	<=10		39				25.64102564
Missaukee	M	40-49 years	Unknown	<=10		37				24.32432432
Missaukee	M	50-64 years	Unknown		36	92				39.13043478
Missaukee	M	65-74 years	Unknown		40	64				62.5
Missaukee	M	75+ years	Unknown		43	64				67.1875
Missaukee	M	missing	Unknown	<=10	<=10					
Missaukee	M	under 5 years	Unknown	<=10	<=10					
Missaukee	U	30-39 years	Hispanic	<=10	<=10					0
Missaukee	U	50-64 years	NH White	<=10	<=10					0
Missaukee	U	65-74 years	NH White	<=10	<=10					0
Missaukee	U	20-29 years	Unknown	<=10	<=10					0
Monroe	F	12-15 years	Hispanic	<=10		64	246 Region 25	3.658536585		14.0625
Monroe	F	16-19 years	Hispanic		30	80	248 Region 25	12.09677419		37.5
Monroe	F	20-29 years	Hispanic		68	161	437 Region 25	15.56064073		42.23602485
Monroe	F	30-39 years	Hispanic		56	146	370 Region 25	15.13513514		38.35616438
Monroe	F	40-49 years	Hispanic		79	160	402 Region 25	19.65174129		49.375
Monroe	F	50-64 years	Hispanic		129	197	363 Region 25	35.53719008		65.4822335
Monroe	F	5-11 years	Hispanic		12	58	367 Region 25	3.269754768		20.68965517
Monroe	F	65-74 years	Hispanic		60	89	120 Region 25	50		67.41573034
Monroe	F	75+ years	Hispanic		39	52	55 Region 25	70.90909091		75
Monroe	F	missing	Hispanic	<=10	<=10					0
Monroe	F	under 5 years	Hispanic	<=10	<=10					
Monroe	F	12-15 years	NH American Indian/Alaska Native	<=10	<=10	<50	Region 25	0		0
Monroe	F	16-19 years	NH American Indian/Alaska Native	<=10	<=10	<50	Region 25	30.76923077		66.6666667
Monroe	F	20-29 years	NH American Indian/Alaska Native	<=10	<=10	11 <50	Region 25	27.77777778		45.45454546
Monroe	F	30-39 years	NH American Indian/Alaska Native		11	19 <50	Region 25	50		57.89473684
Monroe	F	40-49 years	NH American Indian/Alaska Native	<=10	<=10	14 <50	Region 25	37.5		64.28571429
Monroe	F	50-64 years	NH American Indian/Alaska Native		18	29	53 Region 25	33.96226415		62.06896552
Monroe	F	5-11 years	NH American Indian/Alaska Native	<=10	<=10	<50	Region 25	0		0
Monroe	F	65-74 years	NH American Indian/Alaska Native		11	18 <50	Region 25	42.30769231		61.11111111
Monroe	F	75+ years	NH American Indian/Alaska Native	<=10	<=10	13 <50	Region 25	43.47826087		76.92307692
Monroe	F	12-15 years	NH Asian/Native Hawaiian/Other Pacific Islands	<=10	<=10	14 <50	Region 25	21.42857143		42.85714286
Monroe	F	16-19 years	NH Asian/Native Hawaiian/Other Pacific Islands	<=10	<=10	13 <50	Region 25	37.03703704		76.92307692
Monroe	F	20-29 years	NH Asian/Native Hawaiian/Other Pacific Islands		23	35	65 Region 25	35.38461539		65.71428571
Monroe	F	30-39 years	NH Asian/Native Hawaiian/Other Pacific Islands		27	46	79 Region 25	34.17721519		58.69565217
Monroe	F	40-49 years	NH Asian/Native Hawaiian/Other Pacific Islands		26	38	82 Region 25	31.70731707		68.42105263
Monroe	F	50-64 years	NH Asian/Native Hawaiian/Other Pacific Islands		46	71	125 Region 25	36.8		64.78873239
Monroe	F	5-11 years	NH Asian/Native Hawaiian/Other Pacific Islands	<=10	<=10	18	58 Region 25	5.172413793		16.6666667
Monroe	F	65-74 years	NH Asian/Native Hawaiian/Other Pacific Islands		23	32	52 Region 25	44.23076923		71.875
Monroe	F	75+ years	NH Asian/Native Hawaiian/Other Pacific Islands	<=10	<=10	12 <50	Region 25	22.22222222		50
Monroe	F	under 5 years	NH Asian/Native Hawaiian/Other Pacific Islands	<=10	<=10					0
Monroe	F	12-15 years	NH Black		21	57	130 Region 25	16.15384615		36.84210526
Monroe	F	16-19 years	NH Black		19	48	114 Region 25	16.6666667		39.58333333
Monroe	F	20-29 years	NH Black		43	119	291 Region 25	14.7766323		36.13445378

Monroe	F	30-39 years	NH Black		43	110	199 Region 2S	21.6080402	39.09090909
Monroe	F	40-49 years	NH Black		52	100	223 Region 2S	23.31838565	52
Monroe	F	50-64 years	NH Black		135	186	340 Region 2S	39.70588235	72.58064516
Monroe	F	5-11 years	NH Black	<=10		30	214 Region 2S	4.205607477	30
Monroe	F	65-74 years	NH Black		92	120	145 Region 2S	63.44827586	76.66666667
Monroe	F	75+ years	NH Black		47	59	93 Region 2S	50.53763441	79.66101695
Monroe	F	missing	NH Black	<=10	<=10				
Monroe	F	under 5 years	NH Black	<=10	<=10				
Monroe	F	12-15 years	NH Other Race		11	30	135 Region 2S	8.148148148	36.66666667
Monroe	F	16-19 years	NH Other Race		29	68	98 Region 2S	29.59183674	42.64705882
Monroe	F	20-29 years	NH Other Race		73	162	222 Region 2S	32.88288288	45.0617284
Monroe	F	30-39 years	NH Other Race		69	139	102 Region 2S	67.64705882	49.64028777
Monroe	F	40-49 years	NH Other Race		106	188	88 Region 2S	120.4545455	56.38297872
Monroe	F	50-64 years	NH Other Race		327	484	120 Region 2S	272.5	67.56198347
Monroe	F	5-11 years	NH Other Race	<=10	<=10		218 Region 2S	1.834862385	40
Monroe	F	65-74 years	NH Other Race		306	378	53 Region 2S	577.3584906	80.95238095
Monroe	F	75+ years	NH Other Race		286	397 <50	Region 2S	794.4444444	72.04030227
Monroe	F	missing	NH Other Race	<=10	<=10				
Monroe	F	12-15 years	NH White		341	1071	3241 Region 2S	10.521444	31.83940243
Monroe	F	16-19 years	NH White		569	1365	3088 Region 2S	18.4261658	41.68498169
Monroe	F	20-29 years	NH White		1191	2910	7614 Region 2S	15.64223798	40.92783505
Monroe	F	30-39 years	NH White		1564	3296	7866 Region 2S	19.88304094	47.45145631
Monroe	F	40-49 years	NH White		2064	3853	8494 Region 2S	24.29950553	53.56864781
Monroe	F	50-64 years	NH White		5541	8455	16006 Region 2S	34.61826815	65.53518628
Monroe	F	5-11 years	NH White		158	686	5151 Region 2S	3.06736556	23.03206997
Monroe	F	65-74 years	NH White		4394	5739	8230 Region 2S	53.39003645	76.5638613
Monroe	F	75+ years	NH White		3062	3948	6558 Region 2S	46.69106435	77.55825735
Monroe	F	missing	NH White	<=10	<=10				
Monroe	F	under 5 years	NH White	<=10	<=10	17			23.52941177
Monroe	F	12-15 years	Unknown		13	59			22.03389831
Monroe	F	16-19 years	Unknown		37	133			27.81954887
Monroe	F	20-29 years	Unknown		107	358			29.88826816
Monroe	F	30-39 years	Unknown		108	390			27.69230769
Monroe	F	40-49 years	Unknown		148	387			38.24289406
Monroe	F	50-64 years	Unknown		392	823			47.63061968
Monroe	F	5-11 years	Unknown	<=10		69			14.49275362
Monroe	F	65-74 years	Unknown		224	377			59.41644562
Monroe	F	75+ years	Unknown		206	313			65.81469649
Monroe	F	missing	Unknown	<=10	<=10				
Monroe	F	under 5 years	Unknown	<=10	<=10				0
Monroe	M	12-15 years	Hispanic		16	67	219 Region 2S	7.305936073	23.88059702
Monroe	M	16-19 years	Hispanic		29	76	218 Region 2S	13.30275229	38.15789474
Monroe	M	20-29 years	Hispanic		67	214	521 Region 2S	12.85988484	31.30841122
Monroe	M	30-39 years	Hispanic		67	183	403 Region 2S	16.62531017	36.61202186
Monroe	M	40-49 years	Hispanic		59	159	377 Region 2S	15.64986737	37.10691824
Monroe	M	50-64 years	Hispanic		109	191	375 Region 2S	29.06666667	57.06606283
Monroe	M	5-11 years	Hispanic		12	56	380 Region 2S	3.157894737	21.42857143
Monroe	M	65-74 years	Hispanic		44	69	122 Region 2S	36.06557377	63.76811594
Monroe	M	75+ years	Hispanic		31	37 <50	Region 2S	83.78378378	83.78378378
Monroe	M	missing	Hispanic	<=10	<=10				0
Monroe	M	under 5 years	Hispanic	<=10	<=10				
Monroe	M	12-15 years	NH American Indian/Alaska Native	<=10	<=10	<50	Region 2S	22.22222222	28.57142857
Monroe	M	16-19 years	NH American Indian/Alaska Native	<=10	<=10	<50	Region 2S	18.18181818	33.33333333
Monroe	M	20-29 years	NH American Indian/Alaska Native	<=10	<=10	<50	Region 2S	21.05263158	50
Monroe	M	30-39 years	NH American Indian/Alaska Native	<=10	<=10	11 <50	Region 2S	20.68965517	54.54545455
Monroe	M	40-49 years	NH American Indian/Alaska Native	<=10	<=10	15 <50	Region 2S	25	46.66666667
Monroe	M	50-64 years	NH American Indian/Alaska Native		24	42	55 Region 2S	43.63636364	57.14285714
Monroe	M	5-11 years	NH American Indian/Alaska Native	<=10	<=10	<50	Region 2S	8.333333333	50
Monroe	M	65-74 years	NH American Indian/Alaska Native	<=10	<=10	<50	Region 2S	47.36842105	90
Monroe	M	75+ years	NH American Indian/Alaska Native	<=10	<=10	<50	Region 2S	42.85714286	66.66666667
Monroe	M	12-15 years	NH Asian/Native Hawaiian/Other Pacific Islands	<=10	<=10	<50	Region 2S	15	33.33333333
Monroe	M	16-19 years	NH Asian/Native Hawaiian/Other Pacific Islands	<=10	<=10	<50	Region 2S	20	62.5
Monroe	M	20-29 years	NH Asian/Native Hawaiian/Other Pacific Islands		17	29	83 Region 2S	20.48192771	58.62068966
Monroe	M	30-39 years	NH Asian/Native Hawaiian/Other Pacific Islands		15	32	78 Region 2S	19.23076923	46.875
Monroe	M	40-49 years	NH Asian/Native Hawaiian/Other Pacific Islands		17	36	72 Region 2S	23.61111111	47.22222222
Monroe	M	50-64 years	NH Asian/Native Hawaiian/Other Pacific Islands		25	43	83 Region 2S	30.12048193	58.13953488
Monroe	M	5-11 years	NH Asian/Native Hawaiian/Other Pacific Islands	<=10		21 <50	Region 2S	16.21621622	28.57142857
Monroe	M	65-74 years	NH Asian/Native Hawaiian/Other Pacific Islands		19	21 <50	Region 2S	63.33333333	90.47619048
Monroe	M	75+ years	NH Asian/Native Hawaiian/Other Pacific Islands	<=10	<=10	<50	Region 2S	14.81481482	80
Monroe	M	missing	NH Asian/Native Hawaiian/Other Pacific Islands	<=10	<=10				
Monroe	M	under 5 years	NH Asian/Native Hawaiian/Other Pacific Islands	<=10	<=10				0
Monroe	M	12-15 years	NH Black		15	48	114 Region 2S	13.15789474	31.25
Monroe	M	16-19 years	NH Black		13	45	99 Region 2S	13.13131313	28.88888889
Monroe	M	20-29 years	NH Black		29	104	322 Region 2S	9.00621118	27.88461539
Monroe	M	30-39 years	NH Black		34	94	236 Region 2S	14.40677966	36.17021277
Monroe	M	40-49 years	NH Black		52	114	238 Region 2S	21.8487395	45.61403509
Monroe	M	50-64 years	NH Black		162	240	353 Region 2S	45.89235128	67.5
Monroe	M	5-11 years	NH Black	<=10		46	197 Region 2S	2.538071066	10.86956522
Monroe	M	65-74 years	NH Black		80	108	141 Region 2S	56.73758865	74.07407407
Monroe	M	75+ years	NH Black		31	37	52 Region 2S	59.61538462	83.78378378
Monroe	M	missing	NH Black	<=10	<=10				
Monroe	M	under 5 years	NH Black	<=10	<=10				
Monroe	M	12-15 years	NH Other Race	<=10	<=10	21	146 Region 2S	6.164383562	42.85714286
Monroe	M	16-19 years	NH Other Race		15	34	133 Region 2S	11.27819549	44.11764706
Monroe	M	20-29 years	NH Other Race		41	120	292 Region 2S	14.04109589	34.16666667
Monroe	M	30-39 years	NH Other Race		59	157	109 Region 2S	54.12844037	37.57961783
Monroe	M	40-49 years	NH Other Race		81	172	83 Region 2S	97.59036145	47.09302326
Monroe	M	50-64 years	NH Other Race		267	418	124 Region 2S	215.3225807	63.87559809
Monroe	M	5-11 years	NH Other Race	<=10	<=10	261	Region 2S	0	0
Monroe	M	65-74 years	NH Other Race		244	291 <50	Region 2S	625.6410256	83.84879725
Monroe	M	75+ years	NH Other Race		174	228 <50	Region 2S	561.2903226	76.31578947
Monroe	M	missing	NH Other Race	<=10	<=10				
Monroe	M	12-15 years	NH White		310	1042	3321 Region 2S	9.33453779	29.75047985
Monroe	M	16-19 years	NH White		410	1103	3201 Region 2S	12.80849735	37.17135086

Monroe	M	20-29 years	NH White		828	2589	7916 Region 25	10.4598282	31.98146002
Monroe	M	30-39 years	NH White		1096	2766	7755 Region 25	14.13281754	39.62400579
Monroe	M	40-49 years	NH White		1505	3200	8387 Region 25	17.94443782	47.03125
Monroe	M	50-64 years	NH White		4567	7659	15738 Region 25	29.01893506	59.62919441
Monroe	M	5-11 years	NH White		170	762	5432 Region 25	3.129602356	22.30971129
Monroe	M	65-74 years	NH White		3806	5127	7779 Region 25	48.92659725	74.2344451
Monroe	M	75+ years	NH White		2141	2836	4519 Region 25	47.37773844	75.49365303
Monroe	M	missing	NH White	<=10	<=10				0
Monroe	M	under 5 years	NH White	<=10		16			25
Monroe	M	12-15 years	Unknown		14	51			27.45098039
Monroe	M	16-19 years	Unknown		20	94			21.27659575
Monroe	M	20-29 years	Unknown		78	367			21.253406
Monroe	M	30-39 years	Unknown		120	414			28.98550725
Monroe	M	40-49 years	Unknown		134	401			33.41645885
Monroe	M	50-64 years	Unknown		343	819			41.88034188
Monroe	M	5-11 years	Unknown		15	84			17.85714286
Monroe	M	65-74 years	Unknown		198	332			59.63855422
Monroe	M	75+ years	Unknown		118	197			59.89847716
Monroe	M	missing	Unknown	<=10	<=10				
Monroe	M	under 5 years	Unknown	<=10	<=10				20
Monroe	U	30-39 years	Hispanic	<=10	<=10				0
Monroe	U	30-39 years	NH Other Race	<=10	<=10				0
Monroe	U	20-29 years	NH White	<=10	<=10				25
Monroe	U	30-39 years	NH White	<=10	<=10				33.33333333
Monroe	U	40-49 years	NH White	<=10	<=10				57.14285714
Monroe	U	50-64 years	NH White	<=10	<=10				33.33333333
Monroe	U	65-74 years	NH White	<=10	<=10				50
Monroe	U	missing	NH White	<=10	<=10				
Monroe	U	under 5 years	NH White	<=10	<=10				0
Monroe	U	16-19 years	Unknown	<=10	<=10				0
Monroe	U	30-39 years	Unknown	<=10	<=10				0
Monroe	U	40-49 years	Unknown	<=10	<=10				25
Monroe	U	50-64 years	Unknown	<=10	<=10				66.66666667
Monroe	U	65-74 years	Unknown	<=10	<=10				0
Monroe	U	75+ years	Unknown	<=10	<=10				50
Monroe	U	missing	Unknown	<=10	<=10				
Montcalm	F	12-15 years	Hispanic		16	33	100 Region 6	16	48.48484849
Montcalm	F	16-19 years	Hispanic		11	30	72 Region 6	15.27777778	36.66666667
Montcalm	F	20-29 years	Hispanic		23	61	166 Region 6	13.85542169	37.70491803
Montcalm	F	30-39 years	Hispanic		21	54	129 Region 6	16.27906977	38.88888889
Montcalm	F	40-49 years	Hispanic		20	47	129 Region 6	15.50387597	42.55319149
Montcalm	F	50-64 years	Hispanic		48	72	132 Region 6	36.36363636	66.66666667
Montcalm	F	5-11 years	Hispanic	<=10		19	155 Region 6	3.870967742	31.57894737
Montcalm	F	65-74 years	Hispanic		23	31 <50	Region 6	58.97435897	74.19354839
Montcalm	F	75+ years	Hispanic		16	18 <50	Region 6	57.14285714	88.88888889
Montcalm	F	missing	Hispanic	<=10	<=10				
Montcalm	F	under 5 years	Hispanic	<=10	<=10				
Montcalm	F	12-15 years	NH American Indian/Alaska Native	<=10	<=10	<50	Region 6	0	0
Montcalm	F	16-19 years	NH American Indian/Alaska Native	<=10	<=10	<50	Region 6	0	0
Montcalm	F	20-29 years	NH American Indian/Alaska Native	<=10	<=10	<50	Region 6	14.28571429	37.5
Montcalm	F	30-39 years	NH American Indian/Alaska Native	<=10	<=10	<50	Region 6	21.42857143	33.33333333
Montcalm	F	40-49 years	NH American Indian/Alaska Native	<=10	<=10	<50	Region 6	44.44444444	80
Montcalm	F	50-64 years	NH American Indian/Alaska Native		15	22 <50	Region 6	39.47368421	68.18181818
Montcalm	F	5-11 years	NH American Indian/Alaska Native	<=10	<=10	<50	Region 6	0	0
Montcalm	F	65-74 years	NH American Indian/Alaska Native	<=10	<=10	<50	Region 6	33.33333333	50
Montcalm	F	75+ years	NH American Indian/Alaska Native	<=10	<=10	<50	Region 6	41.66666667	55.55555556
Montcalm	F	missing	NH American Indian/Alaska Native	<=10	<=10				
Montcalm	F	12-15 years	NH Asian/Native Hawaiian/Other Pacific Islands	<=10	<=10	<50	Region 6	33.33333333	40
Montcalm	F	16-19 years	NH Asian/Native Hawaiian/Other Pacific Islands	<=10	<=10	<50	Region 6	100	85.71428571
Montcalm	F	20-29 years	NH Asian/Native Hawaiian/Other Pacific Islands	<=10	<=10	<50	Region 6	13.04347826	37.5
Montcalm	F	30-39 years	NH Asian/Native Hawaiian/Other Pacific Islands	<=10	<=10	<50	Region 6	22.72727273	55.55555556
Montcalm	F	40-49 years	NH Asian/Native Hawaiian/Other Pacific Islands	<=10		11 <50	Region 6	25.92592593	63.63636364
Montcalm	F	50-64 years	NH Asian/Native Hawaiian/Other Pacific Islands		13	24 <50	Region 6	41.93548387	54.16666667
Montcalm	F	5-11 years	NH Asian/Native Hawaiian/Other Pacific Islands	<=10	<=10	<50	Region 6	25	28.57142857
Montcalm	F	65-74 years	NH Asian/Native Hawaiian/Other Pacific Islands	<=10	<=10	<50	Region 6	29.41176471	62.5
Montcalm	F	75+ years	NH Asian/Native Hawaiian/Other Pacific Islands	<=10	<=10	<50	Region 6	16.66666667	100
Montcalm	F	12-15 years	NH Black	<=10	<=10	<50	Region 6	6.66666667	25
Montcalm	F	16-19 years	NH Black	<=10	<=10	<50	Region 6	50	80
Montcalm	F	20-29 years	NH Black	<=10		13 <50	Region 6	17.85714286	38.46153846
Montcalm	F	30-39 years	NH Black	<=10	<=10	<50	Region 6	33.33333333	42.85714286
Montcalm	F	40-49 years	NH Black	<=10	<=10	<50	Region 6	60	75
Montcalm	F	50-64 years	NH Black	<=10	<=10	<50	Region 6	50	80
Montcalm	F	5-11 years	NH Black	<=10	<=10	<50	Region 6	7.142857143	50
Montcalm	F	65-74 years	NH Black	<=10	<=10	<50	Region 6	87.5	100
Montcalm	F	75+ years	NH Black	<=10	<=10	<50	Region 6	20	100
Montcalm	F	missing	NH Black	<=10	<=10				
Montcalm	F	12-15 years	NH Other Race	<=10	<=10		50 Region 6	2	25
Montcalm	F	16-19 years	NH Other Race	<=10		12 <50	Region 6	11.11111111	33.33333333
Montcalm	F	20-29 years	NH Other Race	<=10		26	78 Region 6	8.974358974	26.92307692
Montcalm	F	30-39 years	NH Other Race		22	52 <50	Region 6	84.61538462	42.30769231
Montcalm	F	40-49 years	NH Other Race		24	40 <50	Region 6	60	60
Montcalm	F	50-64 years	NH Other Race		88	128 <50	Region 6	187.2340426	68.75
Montcalm	F	5-11 years	NH Other Race	<=10	<=10		99 Region 6	2.02020202	100
Montcalm	F	65-74 years	NH Other Race		120	140 <50	Region 6	444.4444444	85.71428571
Montcalm	F	75+ years	NH Other Race		128	151 <50	Region 6	581.8181818	84.76821192
Montcalm	F	missing	NH Other Race	<=10	<=10				
Montcalm	F	under 5 years	NH Other Race	<=10	<=10				
Montcalm	F	12-15 years	NH White		104	327	1418 Region 6	7.334273625	31.80428135
Montcalm	F	16-19 years	NH White		217	526	1262 Region 6	17.19492869	41.25475285
Montcalm	F	20-29 years	NH White		443	1160	3219 Region 6	13.7620379	38.18965517
Montcalm	F	30-39 years	NH White		603	1316	3365 Region 6	17.91976226	45.82066869
Montcalm	F	40-49 years	NH White		784	1496	3363 Region 6	23.31251859	52.40641711
Montcalm	F	50-64 years	NH White		2425	3611	6248 Region 6	38.81241997	67.15591249
Montcalm	F	5-11 years	NH White		62	271	2422 Region 6	2.559867878	22.87822878

Montcalm	F	65-74 years	NH White		1944	2443	3374 Region 6	57.61707173	79.5742939
Montcalm	F	75+ years	NH White		1409	1779	2629 Region 6	53.59452263	79.20179876
Montcalm	F	missing	NH White	<=10	<=10				
Montcalm	F	under 5 years	NH White	<=10	<=10				0
Montcalm	F	12-15 years	Unknown	<=10	<=10				0
Montcalm	F	16-19 years	Unknown	<=10		44			20.45454546
Montcalm	F	20-29 years	Unknown		35	135			25.92592593
Montcalm	F	30-39 years	Unknown		34	123			27.64227642
Montcalm	F	40-49 years	Unknown		50	142			35.21126761
Montcalm	F	50-64 years	Unknown		120	287			41.81184669
Montcalm	F	5-11 years	Unknown	<=10	<=10				33.33333333
Montcalm	F	65-74 years	Unknown		86	138			62.31884058
Montcalm	F	75+ years	Unknown		77	129			59.68992248
Montcalm	F	missing	Unknown	<=10	<=10				
Montcalm	F	under 5 years	Unknown	<=10	<=10				0
Montcalm	M	12-15 years	Hispanic	<=10		29	114 Region 6	6.140350877	24.13793103
Montcalm	M	16-19 years	Hispanic	<=10		26	102 Region 6	7.843137255	30.76923077
Montcalm	M	20-29 years	Hispanic		19	59	200 Region 6	9.5	32.20338983
Montcalm	M	30-39 years	Hispanic		29	64	187 Region 6	15.50802139	45.3125
Montcalm	M	40-49 years	Hispanic		35	64	171 Region 6	20.46783626	54.6875
Montcalm	M	50-64 years	Hispanic		47	89	136 Region 6	34.55882353	52.80898876
Montcalm	M	5-11 years	Hispanic		11	21	183 Region 6	6.010928962	52.38095238
Montcalm	M	65-74 years	Hispanic		28	30 <50	Region 6	57.14285714	93.33333333
Montcalm	M	75+ years	Hispanic		16	21 <50	Region 6	61.53846154	76.19047619
Montcalm	M	missing	Hispanic	<=10	<=10				
Montcalm	M	under 5 years	Hispanic	<=10	<=10				0
Montcalm	M	12-15 years	NH American Indian/Alaska Native	<=10	<=10	<50	Region 6	33.33333333	25
Montcalm	M	16-19 years	NH American Indian/Alaska Native	<=10	<=10	<50	Region 6	16.66666667	40
Montcalm	M	20-29 years	NH American Indian/Alaska Native	<=10	<=10	<50	Region 6	35.29411765	66.66666667
Montcalm	M	30-39 years	NH American Indian/Alaska Native	<=10	<=10	<50	Region 6	20	40
Montcalm	M	40-49 years	NH American Indian/Alaska Native	<=10	<=10	16 <50	Region 6	11.42857143	25
Montcalm	M	50-64 years	NH American Indian/Alaska Native		15	22 <50	Region 6	39.47368421	68.18181818
Montcalm	M	65-74 years	NH American Indian/Alaska Native	<=10	<=10	<50	Region 6	33.33333333	60
Montcalm	M	75+ years	NH American Indian/Alaska Native	<=10	<=10	<50	Region 6	42.85714286	100
Montcalm	M	12-15 years	NH Asian/Native Hawaiian/Other Pacific Islands	<=10	<=10	<50	Region 6	16.66666667	33.33333333
Montcalm	M	16-19 years	NH Asian/Native Hawaiian/Other Pacific Islands	<=10	<=10	<50	Region 6	9.090909091	33.33333333
Montcalm	M	20-29 years	NH Asian/Native Hawaiian/Other Pacific Islands	<=10		22 <50	Region 6	33.33333333	31.81818182
Montcalm	M	30-39 years	NH Asian/Native Hawaiian/Other Pacific Islands	<=10		31 <50	Region 6	27.27272727	19.35483871
Montcalm	M	40-49 years	NH Asian/Native Hawaiian/Other Pacific Islands	<=10	<=10	<50	Region 6	7.142857143	10
Montcalm	M	50-64 years	NH Asian/Native Hawaiian/Other Pacific Islands	<=10		19 <50	Region 6	47.61904762	52.63157895
Montcalm	M	5-11 years	NH Asian/Native Hawaiian/Other Pacific Islands	<=10	<=10	<50	Region 6	20	40
Montcalm	M	65-74 years	NH Asian/Native Hawaiian/Other Pacific Islands	<=10	<=10	<50	Region 6	80	66.66666667
Montcalm	M	75+ years	NH Asian/Native Hawaiian/Other Pacific Islands	<=10	<=10	<50	Region 6	20	100
Montcalm	M	under 5 years	NH Asian/Native Hawaiian/Other Pacific Islands	<=10	<=10				
Montcalm	M	12-15 years	NH Black	<=10	<=10	<50	Region 6	0	0
Montcalm	M	16-19 years	NH Black	<=10	<=10	<50	Region 6	6.25	28.57142857
Montcalm	M	20-29 years	NH Black	<=10		11	350 Region 6	1.714285714	54.54545455
Montcalm	M	30-39 years	NH Black		13	27	430 Region 6	3.023255814	48.14814815
Montcalm	M	40-49 years	NH Black		19	27	315 Region 6	6.031746032	70.37037037
Montcalm	M	50-64 years	NH Black		36	56	211 Region 6	17.06161137	64.28571429
Montcalm	M	5-11 years	NH Black	<=10	<=10	<50	Region 6	5	33.33333333
Montcalm	M	65-74 years	NH Black		34	41 <50	Region 6	103.030303	82.92682927
Montcalm	M	75+ years	NH Black	<=10	<=10	<50	Region 6	62.5	71.42857143
Montcalm	M	under 5 years	NH Black	<=10	<=10				
Montcalm	M	12-15 years	NH Other Race	<=10	<=10	<50	Region 6	4.444444444	100
Montcalm	M	16-19 years	NH Other Race	<=10	<=10	<50	Region 6	9.756097561	44.44444444
Montcalm	M	20-29 years	NH Other Race		12	31	59 Region 6	20.33898305	38.70967742
Montcalm	M	30-39 years	NH Other Race	<=10		35 <50	Region 6	25	28.57142857
Montcalm	M	40-49 years	NH Other Race		18	37 <50	Region 6	60	48.64864865
Montcalm	M	50-64 years	NH Other Race		73	119 <50	Region 6	162.2222222	61.34453782
Montcalm	M	5-11 years	NH Other Race	<=10	<=10		80 Region 6	1.25	100
Montcalm	M	65-74 years	NH Other Race		101	122 <50	Region 6	531.5789474	82.78688525
Montcalm	M	75+ years	NH Other Race		80	109 <50	Region 6	363.6363636	73.39449541
Montcalm	M	missing	NH Other Race	<=10	<=10				
Montcalm	M	12-15 years	NH White		112	332	1531 Region 6	7.315480078	33.73493976
Montcalm	M	16-19 years	NH White		149	389	1374 Region 6	10.84425036	38.3033419
Montcalm	M	20-29 years	NH White		276	870	3643 Region 6	7.576173483	31.72413793
Montcalm	M	30-39 years	NH White		386	1014	3513 Region 6	10.98775975	38.06706114
Montcalm	M	40-49 years	NH White		641	1260	3752 Region 6	17.08422175	50.87301587
Montcalm	M	50-64 years	NH White		1969	3161	6445 Region 6	30.55081459	62.29041443
Montcalm	M	5-11 years	NH White		64	282	2522 Region 6	2.537668517	22.69503546
Montcalm	M	65-74 years	NH White		1734	2213	3216 Region 6	53.91791045	78.35517397
Montcalm	M	75+ years	NH White		1096	1379	1997 Region 6	54.88232349	79.47788252
Montcalm	M	missing	NH White	<=10	<=10				
Montcalm	M	under 5 years	NH White	<=10	<=10				
Montcalm	M	12-15 years	Unknown	<=10	<=10				12.5
Montcalm	M	16-19 years	Unknown	<=10		33			21.21212121
Montcalm	M	20-29 years	Unknown		36	138			26.08695652
Montcalm	M	30-39 years	Unknown		51	202			25.24752475
Montcalm	M	40-49 years	Unknown		142	321			44.23676013
Montcalm	M	50-64 years	Unknown		290	508			57.08661417
Montcalm	M	5-11 years	Unknown	<=10		12			41.66666667
Montcalm	M	65-74 years	Unknown		112	176			63.63636364
Montcalm	M	75+ years	Unknown		74	116			63.79310345
Montcalm	M	missing	Unknown	<=10	<=10				0
Montcalm	M	under 5 years	Unknown	<=10	<=10				0
Montcalm	U	30-39 years	NH White	<=10	<=10				0
Montcalm	U	40-49 years	NH White	<=10	<=10				50
Montcalm	U	50-64 years	NH White	<=10	<=10				100
Montcalm	U	65-74 years	NH White	<=10	<=10				100
Montcalm	U	20-29 years	Unknown	<=10	<=10				0
Montcalm	U	30-39 years	Unknown	<=10	<=10				0
Montcalm	U	40-49 years	Unknown	<=10	<=10				0
Montcalm	U	50-64 years	Unknown	<=10	<=10				33.33333333

Montmorency	F	16-19 years	Hispanic	<=10	<=10	<50	Region 7	25	50
Montmorency	F	20-29 years	Hispanic	<=10	<=10	<50	Region 7	33.33333333	100
Montmorency	F	30-39 years	Hispanic	<=10	<=10	<50	Region 7	14.28571429	33.33333333
Montmorency	F	40-49 years	Hispanic	<=10	<=10	<50	Region 7	50	60
Montmorency	F	50-64 years	Hispanic	<=10		13 <50	Region 7	125	38.46153846
Montmorency	F	65-74 years	Hispanic	<=10		11 <50	Region 7	72.72727273	72.72727273
Montmorency	F	75+ years	Hispanic	<=10	<=10	<50	Region 7	71.42857143	62.5
Montmorency	F	12-15 years	NH American Indian/Alaska Native	<=10	<=10	<50	Region 7		0
Montmorency	F	16-19 years	NH American Indian/Alaska Native	<=10	<=10	<50	Region 7		0
Montmorency	F	20-29 years	NH American Indian/Alaska Native	<=10	<=10	<50	Region 7	33.33333333	50
Montmorency	F	30-39 years	NH American Indian/Alaska Native	<=10	<=10	<50	Region 7	0	0
Montmorency	F	40-49 years	NH American Indian/Alaska Native	<=10	<=10	<50	Region 7	16.66666667	50
Montmorency	F	50-64 years	NH American Indian/Alaska Native	<=10	<=10	<50	Region 7	66.66666667	66.66666667
Montmorency	F	5-11 years	NH American Indian/Alaska Native	<=10	<=10	<50	Region 7	0	0
Montmorency	F	65-74 years	NH American Indian/Alaska Native	<=10	<=10	<50	Region 7	62.5	100
Montmorency	F	75+ years	NH American Indian/Alaska Native	<=10	<=10	<50	Region 7	25	50
Montmorency	F	12-15 years	NH Asian/Native Hawaiian/Other Pacific Islands	<=10	<=10	<50	Region 7	0	0
Montmorency	F	30-39 years	NH Asian/Native Hawaiian/Other Pacific Islands	<=10	<=10	<50	Region 7	100	66.66666667
Montmorency	F	40-49 years	NH Asian/Native Hawaiian/Other Pacific Islands	<=10	<=10	<50	Region 7	0	0
Montmorency	F	50-64 years	NH Asian/Native Hawaiian/Other Pacific Islands	<=10	<=10	<50	Region 7	0	0
Montmorency	F	16-19 years	NH Black	<=10	<=10	<50	Region 7		0
Montmorency	F	50-64 years	NH Black	<=10	<=10	<50	Region 7	33.33333333	100
Montmorency	F	65-74 years	NH Black	<=10	<=10	<50	Region 7		100
Montmorency	F	75+ years	NH Black	<=10	<=10	<50	Region 7		50
Montmorency	F	12-15 years	NH Other Race	<=10	<=10	<50	Region 7	0	0
Montmorency	F	16-19 years	NH Other Race	<=10	<=10	<50	Region 7	20	50
Montmorency	F	20-29 years	NH Other Race	<=10	<=10	<50	Region 7	16.66666667	100
Montmorency	F	30-39 years	NH Other Race	<=10	<=10	<50	Region 7	14.28571429	20
Montmorency	F	40-49 years	NH Other Race	<=10	<=10	<50	Region 7	22.22222222	50
Montmorency	F	50-64 years	NH Other Race		11	25 <50	Region 7	91.66666667	44
Montmorency	F	65-74 years	NH Other Race		21	36 <50	Region 7	262.5	58.33333333
Montmorency	F	75+ years	NH Other Race		25	29 <50	Region 7	312.5	86.20689655
Montmorency	F	missing	NH Other Race	<=10	<=10				
Montmorency	F	under 5 years	NH Other Race	<=10	<=10				0
Montmorency	F	12-15 years	NH White		17	44	152 Region 7	11.18421053	38.63636364
Montmorency	F	16-19 years	NH White		18	55	137 Region 7	13.13868613	32.72727273
Montmorency	F	20-29 years	NH White		32	118	332 Region 7	9.638554217	27.11864407
Montmorency	F	30-39 years	NH White		54	139	331 Region 7	16.3141994	38.84892086
Montmorency	F	40-49 years	NH White		69	166	395 Region 7	17.46835443	41.56626506
Montmorency	F	50-64 years	NH White		447	683	1185 Region 7	37.72151899	65.4465593
Montmorency	F	5-11 years	NH White	<=10		25	222 Region 7	2.702702703	24
Montmorency	F	65-74 years	NH White		484	627	841 Region 7	57.55053508	77.19298246
Montmorency	F	75+ years	NH White		338	439	610 Region 7	55.40983607	76.99316629
Montmorency	F	missing	NH White	<=10	<=10				
Montmorency	F	under 5 years	NH White	<=10	<=10				
Montmorency	F	12-15 years	Unknown	<=10	<=10				50
Montmorency	F	16-19 years	Unknown	<=10	<=10				50
Montmorency	F	20-29 years	Unknown	<=10		15			26.66666667
Montmorency	F	30-39 years	Unknown	<=10		28			32.14285714
Montmorency	F	40-49 years	Unknown		13	44			29.54545455
Montmorency	F	50-64 years	Unknown		52	93			55.9139785
Montmorency	F	5-11 years	Unknown	<=10	<=10				0
Montmorency	F	65-74 years	Unknown		41	73			56.16438356
Montmorency	F	75+ years	Unknown		30	58			51.72413793
Montmorency	F	missing	Unknown	<=10	<=10				
Montmorency	M	12-15 years	Hispanic	<=10	<=10	<50	Region 7	0	0
Montmorency	M	16-19 years	Hispanic	<=10	<=10	<50	Region 7	0	0
Montmorency	M	40-49 years	Hispanic	<=10	<=10	<50	Region 7	28.57142857	66.66666667
Montmorency	M	50-64 years	Hispanic	<=10		14 <50	Region 7	62.5	71.42857143
Montmorency	M	65-74 years	Hispanic	<=10	<=10	<50	Region 7	100	33.33333333
Montmorency	M	75+ years	Hispanic	<=10	<=10	<50	Region 7	116.6666667	70
Montmorency	M	missing	Hispanic	<=10	<=10				
Montmorency	M	under 5 years	Hispanic	<=10	<=10				
Montmorency	M	16-19 years	NH American Indian/Alaska Native	<=10	<=10	<50	Region 7	0	
Montmorency	M	20-29 years	NH American Indian/Alaska Native	<=10	<=10	<50	Region 7	0	0
Montmorency	M	30-39 years	NH American Indian/Alaska Native	<=10	<=10	<50	Region 7		33.33333333
Montmorency	M	40-49 years	NH American Indian/Alaska Native	<=10	<=10	<50	Region 7	33.33333333	50
Montmorency	M	50-64 years	NH American Indian/Alaska Native	<=10	<=10	<50	Region 7	11.11111111	25
Montmorency	M	5-11 years	NH American Indian/Alaska Native	<=10	<=10	<50	Region 7	0	0
Montmorency	M	65-74 years	NH American Indian/Alaska Native	<=10	<=10	<50	Region 7	50	66.66666667
Montmorency	M	75+ years	NH American Indian/Alaska Native	<=10	<=10	<50	Region 7	28.57142857	100
Montmorency	M	12-15 years	NH Asian/Native Hawaiian/Other Pacific Islands	<=10	<=10	<50	Region 7		0
Montmorency	M	40-49 years	NH Asian/Native Hawaiian/Other Pacific Islands	<=10	<=10	<50	Region 7		50
Montmorency	M	50-64 years	NH Asian/Native Hawaiian/Other Pacific Islands	<=10	<=10	<50	Region 7	66.66666667	100
Montmorency	M	75+ years	NH Asian/Native Hawaiian/Other Pacific Islands	<=10	<=10	<50	Region 7		100
Montmorency	M	12-15 years	NH Black	<=10	<=10	<50	Region 7	0	0
Montmorency	M	16-19 years	NH Black	<=10	<=10	<50	Region 7		0
Montmorency	M	20-29 years	NH Black	<=10	<=10	<50	Region 7	16.66666667	50
Montmorency	M	30-39 years	NH Black	<=10	<=10	<50	Region 7	0	0
Montmorency	M	40-49 years	NH Black	<=10	<=10	<50	Region 7	40	66.66666667
Montmorency	M	50-64 years	NH Black	<=10	<=10	<50	Region 7	14.28571429	50
Montmorency	M	65-74 years	NH Black	<=10	<=10	<50	Region 7	0	0
Montmorency	M	16-19 years	NH Other Race	<=10	<=10	<50	Region 7	0	0
Montmorency	M	20-29 years	NH Other Race	<=10	<=10	<50	Region 7	7.692307692	25
Montmorency	M	30-39 years	NH Other Race	<=10	<=10	<50	Region 7	25	66.66666667
Montmorency	M	40-49 years	NH Other Race	<=10	<=10	<50	Region 7	50	66.66666667
Montmorency	M	50-64 years	NH Other Race	<=10		14 <50	Region 7	200	71.42857143
Montmorency	M	65-74 years	NH Other Race		26	35 <50	Region 7	260	74.28571429
Montmorency	M	75+ years	NH Other Race		19	22 <50	Region 7	316.6666667	86.36363636
Montmorency	M	missing	NH Other Race	<=10	<=10				
Montmorency	M	12-15 years	NH White	<=10		40	156 Region 7	5.769230769	22.5
Montmorency	M	16-19 years	NH White		18	48	177 Region 7	10.16949153	37.5
Montmorency	M	20-29 years	NH White		25	81	326 Region 7	7.668711656	30.86419753
Montmorency	M	30-39 years	NH White		35	108	343 Region 7	10.20408163	32.40740741

Montmorency	M	40-49 years	NH White		52	129	446 Region 7	11.65919283	40.31007752
Montmorency	M	50-64 years	NH White		385	624	1174 Region 7	32.79386712	61.69871795
Montmorency	M	5-11 years	NH White	<=10		20	249 Region 7	1.204819277	15
Montmorency	M	65-74 years	NH White		467	628	954 Region 7	48.95178197	74.36305733
Montmorency	M	75+ years	NH White		311	381	566 Region 7	54.94699647	81.62729659
Montmorency	M	missing	NH White	<=10	<=10				
Montmorency	M	12-15 years	Unknown	<=10	<=10				0
Montmorency	M	16-19 years	Unknown	<=10	<=10				0
Montmorency	M	20-29 years	Unknown	<=10		11			36.36363636
Montmorency	M	30-39 years	Unknown	<=10		29			31.03448276
Montmorency	M	40-49 years	Unknown	<=10		31			25.80645161
Montmorency	M	50-64 years	Unknown		37	106			34.90566038
Montmorency	M	5-11 years	Unknown	<=10	<=10				33.33333333
Montmorency	M	65-74 years	Unknown		70	110			63.63636364
Montmorency	M	75+ years	Unknown		20	39			51.28205128
Montmorency	M	missing	Unknown	<=10	<=10				
Montmorency	U	30-39 years	NH White	<=10	<=10				0
Muskegon	F	12-15 years	Hispanic		103	215	421 Region 6	24.4655582	47.90697674
Muskegon	F	16-19 years	Hispanic		82	190	406 Region 6	20.19704434	43.15789474
Muskegon	F	20-29 years	Hispanic		113	292	807 Region 6	14.00247832	38.69863014
Muskegon	F	30-39 years	Hispanic		165	337	631 Region 6	26.14896989	48.96142433
Muskegon	F	40-49 years	Hispanic		170	328	577 Region 6	29.4627383	51.82926829
Muskegon	F	50-64 years	Hispanic		264	371	528 Region 6	50	71.15902965
Muskegon	F	5-11 years	Hispanic		57	161	787 Region 6	7.242693774	35.40372671
Muskegon	F	65-74 years	Hispanic		131	158	192 Region 6	68.22916667	82.91139241
Muskegon	F	75+ years	Hispanic		68	81	127 Region 6	53.54330709	83.95061728
Muskegon	F	missing	Hispanic	<=10	<=10				
Muskegon	F	under 5 years	Hispanic	<=10	<=10				0
Muskegon	F	12-15 years	NH American Indian/Alaska Native	<=10	<=10	<50	Region 6	7.692307692	33.33333333
Muskegon	F	16-19 years	NH American Indian/Alaska Native	<=10		17 <50	Region 6	17.39130435	23.52941177
Muskegon	F	20-29 years	NH American Indian/Alaska Native		13	50	75 Region 6	17.33333333	26
Muskegon	F	30-39 years	NH American Indian/Alaska Native		17	39	67 Region 6	25.37313433	43.58974359
Muskegon	F	40-49 years	NH American Indian/Alaska Native		26	50	91 Region 6	28.57142857	52
Muskegon	F	50-64 years	NH American Indian/Alaska Native		54	84	157 Region 6	34.39490446	64.28571429
Muskegon	F	5-11 years	NH American Indian/Alaska Native	<=10	<=10		65 Region 6	4.615384615	37.5
Muskegon	F	65-74 years	NH American Indian/Alaska Native		27	39	70 Region 6	38.57142857	69.23076923
Muskegon	F	75+ years	NH American Indian/Alaska Native	<=10		13 <50	Region 6	35.71428571	76.92307692
Muskegon	F	under 5 years	NH American Indian/Alaska Native	<=10	<=10				
Muskegon	F	12-15 years	NH Asian/Native Hawaiian/Other Pacific Islands		11	21 <50	Region 6	34.375	52.38095238
Muskegon	F	16-19 years	NH Asian/Native Hawaiian/Other Pacific Islands		14	24 <50	Region 6	38.88888889	58.33333333
Muskegon	F	20-29 years	NH Asian/Native Hawaiian/Other Pacific Islands		26	52	101 Region 6	25.74257426	50
Muskegon	F	30-39 years	NH Asian/Native Hawaiian/Other Pacific Islands		36	72	127 Region 6	28.34645669	50
Muskegon	F	40-49 years	NH Asian/Native Hawaiian/Other Pacific Islands		40	66	119 Region 6	33.61344538	60.60606061
Muskegon	F	50-64 years	NH Asian/Native Hawaiian/Other Pacific Islands		67	99	142 Region 6	47.18309859	67.67676768
Muskegon	F	5-11 years	NH Asian/Native Hawaiian/Other Pacific Islands	<=10		20 <50	Region 6	10.25641026	20
Muskegon	F	65-74 years	NH Asian/Native Hawaiian/Other Pacific Islands		32	36	68 Region 6	47.05882353	88.88888889
Muskegon	F	75+ years	NH Asian/Native Hawaiian/Other Pacific Islands		14	20 <50	Region 6	73.68421053	70
Muskegon	F	missing	NH Asian/Native Hawaiian/Other Pacific Islands	<=10	<=10				
Muskegon	F	under 5 years	NH Asian/Native Hawaiian/Other Pacific Islands	<=10	<=10				
Muskegon	F	12-15 years	NH Black		67		709 Region 6	9.449929478	29.91071429
Muskegon	F	16-19 years	NH Black		80	223	618 Region 6	12.94498382	35.87443946
Muskegon	F	20-29 years	NH Black		155	605	1819 Region 6	8.521165476	25.61983471
Muskegon	F	30-39 years	NH Black		192	657	1562 Region 6	12.29193342	29.22374429
Muskegon	F	40-49 years	NH Black		373	765	1339 Region 6	27.85660941	48.75816994
Muskegon	F	50-64 years	NH Black		1020	1435	2087 Region 6	48.87398179	71.08013937
Muskegon	F	5-11 years	NH Black		42	156	1307 Region 6	3.213465953	26.92307692
Muskegon	F	65-74 years	NH Black		638	778	965 Region 6	66.11398964	82.00514139
Muskegon	F	75+ years	NH Black		320	388	627 Region 6	51.03668262	82.4742268
Muskegon	F	missing	NH Black	<=10	<=10				
Muskegon	F	under 5 years	NH Black	<=10	<=10				
Muskegon	F	12-15 years	NH Other Race	<=10		13	249 Region 6	2.409638554	46.15384615
Muskegon	F	16-19 years	NH Other Race		25	51	244 Region 6	10.24590164	49.01960784
Muskegon	F	20-29 years	NH Other Race		59	137	398 Region 6	14.8241206	43.06569343
Muskegon	F	30-39 years	NH Other Race		91	168	255 Region 6	35.68627451	54.16666667
Muskegon	F	40-49 years	NH Other Race		114	199	175 Region 6	65.14285714	57.28643216
Muskegon	F	50-64 years	NH Other Race		339	457	161 Region 6	210.5590062	74.17943107
Muskegon	F	5-11 years	NH Other Race	<=10		17	454 Region 6	1.54185022	41.17647059
Muskegon	F	65-74 years	NH Other Race		516	587	56 Region 6	921.4285714	87.90459966
Muskegon	F	75+ years	NH Other Race		445	529 <50	Region 6	1059.52381	84.12098299
Muskegon	F	missing	NH Other Race	<=10	<=10				
Muskegon	F	under 5 years	NH Other Race	<=10	<=10				0
Muskegon	F	12-15 years	NH White		561	1458	3012 Region 6	18.62549801	38.47736626
Muskegon	F	16-19 years	NH White		769	1655	2775 Region 6	27.71171171	46.4652568
Muskegon	F	20-29 years	NH White		1768	3878	7493 Region 6	23.59535567	45.59051057
Muskegon	F	30-39 years	NH White		2384	4482	8191 Region 6	29.10511537	53.19053994
Muskegon	F	40-49 years	NH White		2856	4766	7637 Region 6	37.39688359	59.92446496
Muskegon	F	50-64 years	NH White		7438	10162	14835 Region 6	50.13818672	73.1942531
Muskegon	F	5-11 years	NH White		384	1348	4957 Region 6	7.74662094	28.48664688
Muskegon	F	65-74 years	NH White		5807	6816	8357 Region 6	69.48665789	85.19659624
Muskegon	F	75+ years	NH White		4048	4792	6303 Region 6	64.22338569	84.47412354
Muskegon	F	missing	NH White	<=10	<=10				
Muskegon	F	under 5 years	NH White	<=10	<=10				133.33333333
Muskegon	F	12-15 years	Unknown		12	44			27.27272727
Muskegon	F	16-19 years	Unknown		45	133			33.83458647
Muskegon	F	20-29 years	Unknown		159	459			34.64052288
Muskegon	F	30-39 years	Unknown		218	541			40.29574861
Muskegon	F	40-49 years	Unknown		260	573			45.37521815
Muskegon	F	50-64 years	Unknown		591	1079			54.77293791
Muskegon	F	5-11 years	Unknown		13	36			36.11111111
Muskegon	F	65-74 years	Unknown		264	417			63.30935252
Muskegon	F	75+ years	Unknown		263	428			61.44859813
Muskegon	F	missing	Unknown	<=10	<=10				0
Muskegon	F	under 5 years	Unknown	<=10	<=10				0
Muskegon	M	12-15 years	Hispanic		72	201	435 Region 6	16.55172414	35.82089552

Muskegon	M	16-19 years	Hispanic	63	160	442	Region 6	14.25339367	39.375
Muskegon	M	20-29 years	Hispanic	104	327	896	Region 6	11.60714286	31.80428135
Muskegon	M	30-39 years	Hispanic	132	287	680	Region 6	19.41176471	45.99303136
Muskegon	M	40-49 years	Hispanic	138	294	577	Region 6	23.91681109	46.93877551
Muskegon	M	50-64 years	Hispanic	216	336	524	Region 6	41.22137405	64.28571429
Muskegon	M	5-11 years	Hispanic	47	147	827	Region 6	5.683192261	31.97278912
Muskegon	M	65-74 years	Hispanic	111	138	182	Region 6	60.98901099	80.43478261
Muskegon	M	75+ years	Hispanic	40	51	83	Region 6	48.19277108	78.43137255
Muskegon	M	missing	Hispanic	<=10	<=10				
Muskegon	M	under 5 years	Hispanic	<=10	<=10				0
Muskegon	M	12-15 years	NH American Indian/Alaska Native	<=10	<=10	<50	Region 6	5.263157895	12.5
Muskegon	M	16-19 years	NH American Indian/Alaska Native	<=10	<=10	15 <50	Region 6	12.90322581	26.66666667
Muskegon	M	20-29 years	NH American Indian/Alaska Native	<=10	<=10	30	97 Region 6	5.154639175	16.66666667
Muskegon	M	30-39 years	NH American Indian/Alaska Native		11	29	79 Region 6	13.92405063	37.93103448
Muskegon	M	40-49 years	NH American Indian/Alaska Native		24	54	78 Region 6	30.76923077	44.44444444
Muskegon	M	50-64 years	NH American Indian/Alaska Native		46	81	149 Region 6	30.87248322	56.79012346
Muskegon	M	5-11 years	NH American Indian/Alaska Native	<=10	<=10		58 Region 6	5.172413793	42.85714286
Muskegon	M	65-74 years	NH American Indian/Alaska Native		30	38	59 Region 6	50.84745763	78.94736842
Muskegon	M	75+ years	NH American Indian/Alaska Native		12	14 <50	Region 6	44.44444444	85.71428571
Muskegon	M	under 5 years	NH American Indian/Alaska Native	<=10	<=10				
Muskegon	M	12-15 years	NH Asian/Native Hawaiian/Other Pacific Islands		11	25 <50	Region 6	52.38095238	44
Muskegon	M	16-19 years	NH Asian/Native Hawaiian/Other Pacific Islands		11	22 <50	Region 6	47.82608696	50
Muskegon	M	20-29 years	NH Asian/Native Hawaiian/Other Pacific Islands		18	46	82 Region 6	21.95121951	39.13043478
Muskegon	M	30-39 years	NH Asian/Native Hawaiian/Other Pacific Islands		29	53	79 Region 6	36.70886076	54.71698113
Muskegon	M	40-49 years	NH Asian/Native Hawaiian/Other Pacific Islands		19	34	66 Region 6	28.78787879	55.88235294
Muskegon	M	50-64 years	NH Asian/Native Hawaiian/Other Pacific Islands		40	62	75 Region 6	53.33333333	64.51612903
Muskegon	M	5-11 years	NH Asian/Native Hawaiian/Other Pacific Islands	<=10	<=10		Region 6	24.24242424	24.24242424
Muskegon	M	65-74 years	NH Asian/Native Hawaiian/Other Pacific Islands		18	24 <50	Region 6	54.54545455	75
Muskegon	M	75+ years	NH Asian/Native Hawaiian/Other Pacific Islands	<=10	<=10	12 <50	Region 6		75
Muskegon	M	under 5 years	NH Asian/Native Hawaiian/Other Pacific Islands	<=10	<=10				
Muskegon	M	12-15 years	NH Black		68	189	745 Region 6	9.127516779	35.97883598
Muskegon	M	16-19 years	NH Black		44	185	682 Region 6	6.451612903	23.78378378
Muskegon	M	20-29 years	NH Black		102	374	2057 Region 6	4.958677686	27.27272727
Muskegon	M	30-39 years	NH Black		126	422	1590 Region 6	7.924528302	29.85781991
Muskegon	M	40-49 years	NH Black		272	611	1436 Region 6	18.94150418	44.51718494
Muskegon	M	50-64 years	NH Black		843	1265	1940 Region 6	43.45360825	66.64031621
Muskegon	M	5-11 years	NH Black		49	169	1339 Region 6	3.659447349	28.99408284
Muskegon	M	65-74 years	NH Black		496	607	706 Region 6	70.25495751	81.71334432
Muskegon	M	75+ years	NH Black		198	245	347 Region 6	57.06051873	80.81632653
Muskegon	M	missing	NH Black	<=10	<=10				
Muskegon	M	under 5 years	NH Black	<=10	<=10				
Muskegon	M	12-15 years	NH Other Race	<=10	<=10		267 Region 6	1.872659176	71.42857143
Muskegon	M	16-19 years	NH Other Race		22	41	218 Region 6	10.09174312	53.65853659
Muskegon	M	20-29 years	NH Other Race		50	103	375 Region 6	13.33333333	48.54368932
Muskegon	M	30-39 years	NH Other Race		60	136	209 Region 6	28.70813397	44.11764706
Muskegon	M	40-49 years	NH Other Race		79	156	145 Region 6	54.48275862	50.64102564
Muskegon	M	50-64 years	NH Other Race		279	422	176 Region 6	158.5227273	66.11374408
Muskegon	M	5-11 years	NH Other Race	<=10	<=10		494 Region 6	1.012145749	71.42857143
Muskegon	M	65-74 years	NH Other Race		392	452	58 Region 6	675.862069	86.72566372
Muskegon	M	75+ years	NH Other Race		299	359 <50	Region 6	1993.333333	83.28690808
Muskegon	M	missing	NH Other Race	<=10	<=10				
Muskegon	M	under 5 years	NH Other Race	<=10	<=10				
Muskegon	M	12-15 years	NH White		505	1348	3123 Region 6	16.17034902	37.46290801
Muskegon	M	16-19 years	NH White		536	1416	2958 Region 6	18.12035159	37.85310735
Muskegon	M	20-29 years	NH White		1096	3024	7958 Region 6	13.7723046	36.24338624
Muskegon	M	30-39 years	NH White		1756	3797	8312 Region 6	21.12608277	46.24703714
Muskegon	M	40-49 years	NH White		2166	3965	8017 Region 6	27.01758763	54.62799496
Muskegon	M	50-64 years	NH White		6179	8989	14461 Region 6	42.72871862	68.73957059
Muskegon	M	5-11 years	NH White		391	1408	5135 Region 6	7.614410906	27.76988636
Muskegon	M	65-74 years	NH White		5087	6114	7640 Region 6	66.58376963	83.2024861
Muskegon	M	75+ years	NH White		2873	3403	4545 Region 6	63.21232123	84.42550691
Muskegon	M	missing	NH White	<=10	<=10				
Muskegon	M	under 5 years	NH White	<=10	<=10				
Muskegon	M	12-15 years	Unknown		20	49			33.33333333
Muskegon	M	16-19 years	Unknown		56	153			40.81632653
Muskegon	M	20-29 years	Unknown		137	503			36.60130719
Muskegon	M	30-39 years	Unknown		246	707			27.23658052
Muskegon	M	40-49 years	Unknown		389	848			34.79490806
Muskegon	M	50-64 years	Unknown		701	1274			45.87264151
Muskegon	M	5-11 years	Unknown	<=10	<=10				55.02354788
Muskegon	M	65-74 years	Unknown		265	447			22.22222222
Muskegon	M	75+ years	Unknown		155	290			59.28411633
Muskegon	M	missing	Unknown	<=10	<=10				53.44827586
Muskegon	M	under 5 years	Unknown	<=10	<=10				
Muskegon	U	30-39 years	Hispanic	<=10	<=10				0
Muskegon	U	20-29 years	NH Asian/Native Hawaiian/Other Pacific Islands	<=10	<=10				0
Muskegon	U	40-49 years	NH Other Race	<=10	<=10				0
Muskegon	U	50-64 years	NH Other Race	<=10	<=10				100
Muskegon	U	20-29 years	NH White	<=10	<=10				33.33333333
Muskegon	U	30-39 years	NH White	<=10	<=10				50
Muskegon	U	40-49 years	NH White	<=10	<=10	18			100
Muskegon	U	50-64 years	NH White	<=10	<=10	15			60
Muskegon	U	65-74 years	NH White	<=10	<=10				100
Muskegon	U	20-29 years	Unknown	<=10	<=10				0
Muskegon	U	30-39 years	Unknown	<=10	<=10				20
Muskegon	U	50-64 years	Unknown	<=10	<=10				0
Muskegon	U	75+ years	Unknown	<=10	<=10				0
Muskegon	U	missing	Unknown	<=10	<=10				0
Newaygo	F	12-15 years	Hispanic	<=10		39	148 Region 6	6.756756757	25.64102564
Newaygo	F	16-19 years	Hispanic		14	38	128 Region 6	10.9375	36.84210526
Newaygo	F	20-29 years	Hispanic		29	90	213 Region 6	13.61502347	32.22222222
Newaygo	F	30-39 years	Hispanic		23	64	197 Region 6	11.6751269	35.9375
Newaygo	F	40-49 years	Hispanic		34	66	139 Region 6	24.46043166	51.51515152
Newaygo	F	50-64 years	Hispanic		67	113	172 Region 6	38.95348837	59.2920354

Newaygo	F	5-11 years	Hispanic	<=10		17	199	Region 6	3.015075377	35.29411765	
Newaygo	F	65-74 years	Hispanic		34	43	55	Region 6	61.81818182	79.06976744	
Newaygo	F	75+ years	Hispanic		24	36	<50	Region 6	61.53846154	66.66666667	
Newaygo	F	missing	Hispanic	<=10		<=10					
Newaygo	F	under 5 years	Hispanic	<=10		<=10					
Newaygo	F	16-19 years	NH American Indian/Alaska Native	<=10		<=10	<50	Region 6	11.11111111	100	
Newaygo	F	20-29 years	NH American Indian/Alaska Native	<=10		<=10	<50	Region 6	16.66666667	44.44444444	
Newaygo	F	30-39 years	NH American Indian/Alaska Native	<=10		<=10	<50	Region 6	0	0	
Newaygo	F	40-49 years	NH American Indian/Alaska Native	<=10		<=10	<50	Region 6	36.36363636	44.44444444	
Newaygo	F	50-64 years	NH American Indian/Alaska Native		17	21	57	Region 6	29.8245614	80.95238095	
Newaygo	F	5-11 years	NH American Indian/Alaska Native	<=10		<=10	<50	Region 6	7.142857143	100	
Newaygo	F	65-74 years	NH American Indian/Alaska Native	<=10		<=10	<50	Region 6	36.36363636	66.66666667	
Newaygo	F	75+ years	NH American Indian/Alaska Native	<=10		<=10	<50	Region 6	30	100	
Newaygo	F	12-15 years	NH Asian/Native Hawaiian/Other Pacific Islands	<=10		<=10	<50	Region 6	42.85714286	75	
Newaygo	F	16-19 years	NH Asian/Native Hawaiian/Other Pacific Islands	<=10		<=10	<50	Region 6	83.33333333	83.33333333	
Newaygo	F	20-29 years	NH Asian/Native Hawaiian/Other Pacific Islands	<=10		<=10	<50	Region 6	19.04761905	66.66666667	
Newaygo	F	30-39 years	NH Asian/Native Hawaiian/Other Pacific Islands	<=10		<=10	<50	Region 6	14.81481482	66.66666667	
Newaygo	F	40-49 years	NH Asian/Native Hawaiian/Other Pacific Islands	<=10		<=10	<50	Region 6	19.04761905	44.44444444	
Newaygo	F	50-64 years	NH Asian/Native Hawaiian/Other Pacific Islands		12	20	<50	Region 6	46.15384615	60	
Newaygo	F	5-11 years	NH Asian/Native Hawaiian/Other Pacific Islands	<=10		<=10	<50	Region 6	9.090909091	50	
Newaygo	F	65-74 years	NH Asian/Native Hawaiian/Other Pacific Islands	<=10		<=10	<50	Region 6	50	80	
Newaygo	F	75+ years	NH Asian/Native Hawaiian/Other Pacific Islands	<=10		<=10	<50	Region 6	100	100	
Newaygo	F	12-15 years	NH Black	<=10		<=10	<50	Region 6	0	0	
Newaygo	F	16-19 years	NH Black	<=10		<=10	<50	Region 6	14.28571429	33.33333333	
Newaygo	F	20-29 years	NH Black	<=10		<=10	11	<50	Region 6	14.81481482	36.36363636
Newaygo	F	30-39 years	NH Black	<=10		<=10	<50	Region 6	15.38461539	40	
Newaygo	F	40-49 years	NH Black	<=10		<=10	<50	Region 6	44.44444444	80	
Newaygo	F	50-64 years	NH Black		17	26	<50	Region 6	70.83333333	65.38461539	
Newaygo	F	5-11 years	NH Black	<=10		<=10	<50	Region 6	4.761904762	20	
Newaygo	F	65-74 years	NH Black		12	14	<50	Region 6	34.28571429	85.71428571	
Newaygo	F	75+ years	NH Black	<=10		<=10	<50	Region 6	47.61904762	83.33333333	
Newaygo	F	missing	NH Black	<=10		<=10					
Newaygo	F	12-15 years	NH Other Race	<=10		<=10	<50	Region 6	5.263157895	66.66666667	
Newaygo	F	16-19 years	NH Other Race	<=10		<=10	11	<50	Region 6	15.38461539	36.36363636
Newaygo	F	20-29 years	NH Other Race	<=10		<=10	22	50	Region 6	20	45.45454546
Newaygo	F	30-39 years	NH Other Race		13	24	<50	Region 6	39.39393939	54.16666667	
Newaygo	F	40-49 years	NH Other Race		28	45	<50	Region 6	175	62.22222222	
Newaygo	F	50-64 years	NH Other Race		75	104	<50	Region 6	192.3076923	72.11538462	
Newaygo	F	5-11 years	NH Other Race	<=10		<=10		73	Region 6	0	0
Newaygo	F	65-74 years	NH Other Race		112	133	<50	Region 6	448	84.21052632	
Newaygo	F	75+ years	NH Other Race		108	147	<50	Region 6	1080	76.6938776	
Newaygo	F	missing	NH Other Race	<=10		<=10					
Newaygo	F	12-15 years	NH White		116	283	1142	Region 6	10.15761821	40.98939929	
Newaygo	F	16-19 years	NH White		139	371	933	Region 6	14.89817792	37.46630728	
Newaygo	F	20-29 years	NH White		310	777	2224	Region 6	13.93884892	39.8970399	
Newaygo	F	30-39 years	NH White		472	1039	2446	Region 6	19.29681112	45.42829644	
Newaygo	F	40-49 years	NH White		585	1098	2439	Region 6	23.98523985	53.27868853	
Newaygo	F	50-64 years	NH White		1941	2981	5215	Region 6	37.21955897	65.1123784	
Newaygo	F	5-11 years	NH White		73	231	1675	Region 6	4.358208955	31.6017316	
Newaygo	F	65-74 years	NH White		1546	1933	2700	Region 6	57.25925926	79.97930678	
Newaygo	F	75+ years	NH White		1156	1447	2059	Region 6	56.14375911	79.8894264	
Newaygo	F	missing	NH White	<=10		<=10					
Newaygo	F	under 5 years	NH White	<=10		<=10				50	
Newaygo	F	12-15 years	Unknown	<=10		<=10				0	
Newaygo	F	16-19 years	Unknown	<=10			17			23.52941177	
Newaygo	F	20-29 years	Unknown		23	76				30.2631579	
Newaygo	F	30-39 years	Unknown		19	67				28.35820896	
Newaygo	F	40-49 years	Unknown		25	77				32.46753247	
Newaygo	F	50-64 years	Unknown		64	151				42.38410596	
Newaygo	F	5-11 years	Unknown	<=10		<=10				33.33333333	
Newaygo	F	65-74 years	Unknown		69	110				62.72727273	
Newaygo	F	75+ years	Unknown		52	83				62.65060241	
Newaygo	F	missing	Unknown	<=10		<=10					
Newaygo	F	under 5 years	Unknown	<=10		<=10				0	
Newaygo	M	12-15 years	Hispanic		12	37	126	Region 6	9.523809524	32.43243243	
Newaygo	M	16-19 years	Hispanic	<=10		44	152	Region 6	5.921052632	20.45454546	
Newaygo	M	20-29 years	Hispanic		13	176	262	Region 6	4.961832061	7.386363636	
Newaygo	M	30-39 years	Hispanic		25	140	209	Region 6	11.96172249	17.85714286	
Newaygo	M	40-49 years	Hispanic		32	107	163	Region 6	19.63190184	29.90654206	
Newaygo	M	50-64 years	Hispanic		64	124	174	Region 6	36.7816092	51.61290323	
Newaygo	M	5-11 years	Hispanic	<=10		29	241	Region 6	3.734439834	31.03448276	
Newaygo	M	65-74 years	Hispanic		23	38	61	Region 6	37.70491803	60.52631579	
Newaygo	M	75+ years	Hispanic		21	22	<50	Region 6	77.77777778	95.45454546	
Newaygo	M	missing	Hispanic	<=10		<=10					
Newaygo	M	under 5 years	Hispanic	<=10		<=10					
Newaygo	M	12-15 years	NH American Indian/Alaska Native	<=10		<=10	<50	Region 6	0	0	
Newaygo	M	16-19 years	NH American Indian/Alaska Native	<=10		<=10	<50	Region 6	14.28571429	100	
Newaygo	M	20-29 years	NH American Indian/Alaska Native	<=10		<=10	<50	Region 6	11.76470588	33.33333333	
Newaygo	M	30-39 years	NH American Indian/Alaska Native	<=10		<=10	<50	Region 6	0	0	
Newaygo	M	40-49 years	NH American Indian/Alaska Native	<=10		<=10	<50	Region 6	5	33.33333333	
Newaygo	M	50-64 years	NH American Indian/Alaska Native		11	21	<50	Region 6	22.44897959	52.38095238	
Newaygo	M	65-74 years	NH American Indian/Alaska Native	<=10		<=10	<50	Region 6	25	71.42857143	
Newaygo	M	75+ years	NH American Indian/Alaska Native	<=10		<=10	<50	Region 6	20	50	
Newaygo	M	12-15 years	NH Asian/Native Hawaiian/Other Pacific Islands	<=10		<=10	<50	Region 6	8.333333333	50	
Newaygo	M	16-19 years	NH Asian/Native Hawaiian/Other Pacific Islands	<=10		<=10	<50	Region 6	40	22.22222222	
Newaygo	M	20-29 years	NH Asian/Native Hawaiian/Other Pacific Islands	<=10		<=10	<50	Region 6	17.39130435	50	
Newaygo	M	30-39 years	NH Asian/Native Hawaiian/Other Pacific Islands	<=10		<=10	<50	Region 6	12	42.85714286	
Newaygo	M	40-49 years	NH Asian/Native Hawaiian/Other Pacific Islands	<=10		<=10	<50	Region 6	25	60	
Newaygo	M	50-64 years	NH Asian/Native Hawaiian/Other Pacific Islands	<=10		<=10	<50	Region 6	21.42857143	75	
Newaygo	M	5-11 years	NH Asian/Native Hawaiian/Other Pacific Islands	<=10		<=10	<50	Region 6	20	40	
Newaygo	M	65-74 years	NH Asian/Native Hawaiian/Other Pacific Islands	<=10		<=10	<50	Region 6	100	40	
Newaygo	M	75+ years	NH Asian/Native Hawaiian/Other Pacific Islands	<=10		<=10	<50	Region 6	25	100	
Newaygo	M	12-15 years	NH Black	<=10		<=10	<50	Region 6	12.5	50	
Newaygo	M	16-19 years	NH Black	<=10		<=10	<50	Region 6	18.18181818	66.66666667	

Newaygo	M	20-29 years	NH Black	<=10		15	78	Region 6	7.692307692	40
Newaygo	M	30-39 years	NH Black		13	22	50	Region 6	26	59.09090909
Newaygo	M	40-49 years	NH Black	<=10		12	<50	Region 6	22.58064516	58.33333333
Newaygo	M	50-64 years	NH Black		16	24	57	Region 6	28.07017544	66.66666667
Newaygo	M	5-11 years	NH Black	<=10	<=10		<50	Region 6	17.64705882	75
Newaygo	M	65-74 years	NH Black		19	23	<50	Region 6	50	82.60869565
Newaygo	M	75+ years	NH Black	<=10	<=10		<50	Region 6	20	71.42857143
Newaygo	M	12-15 years	NH Other Race	<=10	<=10		<50	Region 6	2.564102564	50
Newaygo	M	20-29 years	NH Other Race	<=10		28	68	Region 6	5.882352941	14.28571429
Newaygo	M	30-39 years	NH Other Race	<=10		27	<50	Region 6	25	25.92592593
Newaygo	M	40-49 years	NH Other Race		11	23	<50	Region 6	50	47.82608696
Newaygo	M	50-64 years	NH Other Race		50	84	<50	Region 6	161.2903226	59.52380952
Newaygo	M	65-74 years	NH Other Race		93	108	<50	Region 6	344.4444444	86.11111111
Newaygo	M	75+ years	NH Other Race		75	95	<50	Region 6	441.1764706	78.94736842
Newaygo	M	missing	NH Other Race	<=10	<=10					
Newaygo	M	12-15 years	NH White		92	274	1113	Region 6	8.265947889	33.57664234
Newaygo	M	16-19 years	NH White		112	303	996	Region 6	11.24497992	36.96369637
Newaygo	M	20-29 years	NH White		194	585	2457	Region 6	7.895807896	33.16239316
Newaygo	M	30-39 years	NH White		294	746	2419	Region 6	12.15378256	39.41018767
Newaygo	M	40-49 years	NH White		436	922	2478	Region 6	17.59483454	47.28850325
Newaygo	M	50-64 years	NH White		1708	2709	5174	Region 6	33.0112099	63.04909561
Newaygo	M	5-11 years	NH White		60	224	1832	Region 6	3.27510917	26.78571429
Newaygo	M	65-74 years	NH White		1506	1910	2778	Region 6	54.21166307	78.84816754
Newaygo	M	75+ years	NH White		965	1203	1694	Region 6	56.96576151	80.21612635
Newaygo	M	missing	NH White	<=10	<=10					
Newaygo	M	under 5 years	NH White	<=10	<=10					0
Newaygo	M	12-15 years	Unknown	<=10	<=10					40
Newaygo	M	16-19 years	Unknown	<=10		13				30.76923077
Newaygo	M	20-29 years	Unknown		21	105				20
Newaygo	M	30-39 years	Unknown		23	108				21.2962963
Newaygo	M	40-49 years	Unknown		16	83				19.27710843
Newaygo	M	50-64 years	Unknown		65	174				37.35632184
Newaygo	M	5-11 years	Unknown	<=10	<=10					0
Newaygo	M	65-74 years	Unknown		77	124				62.09677419
Newaygo	M	75+ years	Unknown		48	77				62.33766234
Newaygo	M	missing	Unknown	<=10	<=10					
Newaygo	M	under 5 years	Unknown	<=10	<=10					100
Newaygo	U	30-39 years	NH White	<=10	<=10					50
Newaygo	U	50-64 years	NH White	<=10	<=10					50
Newaygo	U	65-74 years	NH White	<=10	<=10					100
No County	F	12-15 years	Hispanic	<=10	<=10					25
No County	F	16-19 years	Hispanic	<=10	<=10					0
No County	F	20-29 years	Hispanic	<=10		45				20
No County	F	30-39 years	Hispanic	<=10		33				18.18181818
No County	F	40-49 years	Hispanic	<=10		19				31.57894737
No County	F	50-64 years	Hispanic	<=10		35				28.57142857
No County	F	5-11 years	Hispanic	<=10	<=10					0
No County	F	65-74 years	Hispanic	<=10	<=10					50
No County	F	75+ years	Hispanic	<=10	<=10					50
No County	F	missing	Hispanic	<=10	<=10					
No County	F	16-19 years	NH American Indian/Alaska Native	<=10	<=10					0
No County	F	20-29 years	NH American Indian/Alaska Native	<=10	<=10					0
No County	F	30-39 years	NH American Indian/Alaska Native	<=10	<=10					50
No County	F	40-49 years	NH American Indian/Alaska Native	<=10	<=10					50
No County	F	50-64 years	NH American Indian/Alaska Native	<=10	<=10					33.33333333
No County	F	5-11 years	NH American Indian/Alaska Native	<=10	<=10					0
No County	F	65-74 years	NH American Indian/Alaska Native	<=10	<=10					75
No County	F	12-15 years	NH Asian/Native Hawaiian/Other Pacific Islands	<=10	<=10					50
No County	F	16-19 years	NH Asian/Native Hawaiian/Other Pacific Islands	<=10	<=10					60
No County	F	20-29 years	NH Asian/Native Hawaiian/Other Pacific Islands	<=10		25				24
No County	F	30-39 years	NH Asian/Native Hawaiian/Other Pacific Islands	<=10		24				29.16666667
No County	F	40-49 years	NH Asian/Native Hawaiian/Other Pacific Islands	<=10	<=10					10
No County	F	50-64 years	NH Asian/Native Hawaiian/Other Pacific Islands	<=10		12				25
No County	F	5-11 years	NH Asian/Native Hawaiian/Other Pacific Islands	<=10	<=10					25
No County	F	65-74 years	NH Asian/Native Hawaiian/Other Pacific Islands	<=10	<=10					66.66666667
No County	F	75+ years	NH Asian/Native Hawaiian/Other Pacific Islands	<=10	<=10					50
No County	F	missing	NH Asian/Native Hawaiian/Other Pacific Islands	<=10	<=10					
No County	F	12-15 years	NH Black	<=10	<=10					33.33333333
No County	F	16-19 years	NH Black	<=10		11				18.18181818
No County	F	20-29 years	NH Black	<=10		49				14.28571429
No County	F	30-39 years	NH Black		11	54				20.37037037
No County	F	40-49 years	NH Black		20	43				46.51162791
No County	F	50-64 years	NH Black		30	73				41.09589041
No County	F	5-11 years	NH Black	<=10	<=10					0
No County	F	65-74 years	NH Black		18	40				45
No County	F	75+ years	NH Black	<=10		14				57.14285714
No County	F	missing	NH Black	<=10	<=10					
No County	F	12-15 years	NH Other Race	<=10	<=10					50
No County	F	16-19 years	NH Other Race	<=10	<=10					33.33333333
No County	F	20-29 years	NH Other Race	<=10		22				40.90909091
No County	F	30-39 years	NH Other Race	<=10		14				57.14285714
No County	F	40-49 years	NH Other Race	<=10		13				30.76923077
No County	F	50-64 years	NH Other Race		12	23				52.17391304
No County	F	65-74 years	NH Other Race	<=10		11				72.72727273
No County	F	75+ years	NH Other Race	<=10	<=10					80
No County	F	missing	NH Other Race	<=10	<=10					
No County	F	12-15 years	NH White		12	29				41.37931035
No County	F	16-19 years	NH White		12	49				24.48979592
No County	F	20-29 years	NH White		63	249				25.30120482
No County	F	30-39 years	NH White		48	191				25.13089005
No County	F	40-49 years	NH White		45	152				29.60526316
No County	F	50-64 years	NH White		147	329				44.68085106
No County	F	5-11 years	NH White	<=10		13				46.15384615
No County	F	65-74 years	NH White		101	170				59.41176471

No County	F	75+ years	NH White		65	109	59.63302752
No County	F	missing	NH White	<=10	<=10		0
No County	F	under 5 years	NH White	<=10	<=10		0
No County	F	12-15 years	Unknown	<=10		14	21.42857143
No County	F	16-19 years	Unknown		13	55	23.63636364
No County	F	20-29 years	Unknown		55	319	17.24137931
No County	F	30-39 years	Unknown		69	435	15.86206897
No County	F	40-49 years	Unknown		75	322	23.29192547
No County	F	50-64 years	Unknown		143	475	30.10526316
No County	F	5-11 years	Unknown	<=10		23	4.347826087
No County	F	65-74 years	Unknown		59	173	34.10404624
No County	F	75+ years	Unknown		49	126	38.88888889
No County	F	missing	Unknown	<=10	<=10		0
No County	F	under 5 years	Unknown	<=10	<=10		0
No County	M	12-15 years	Hispanic	<=10	<=10		0
No County	M	16-19 years	Hispanic	<=10		24	4.166666667
No County	M	20-29 years	Hispanic		18	93	19.35483871
No County	M	30-39 years	Hispanic		16	83	19.27710843
No County	M	40-49 years	Hispanic	<=10		39	25.64102564
No County	M	50-64 years	Hispanic		11	45	24.44444444
No County	M	5-11 years	Hispanic	<=10	<=10		0
No County	M	65-74 years	Hispanic	<=10		12	41.66666667
No County	M	75+ years	Hispanic	<=10	<=10		0
No County	M	missing	Hispanic	<=10	<=10		0
No County	M	12-15 years	NH American Indian/Alaska Native	<=10	<=10		0
No County	M	16-19 years	NH American Indian/Alaska Native	<=10	<=10		33.33333333
No County	M	20-29 years	NH American Indian/Alaska Native	<=10	<=10		66.66666667
No County	M	30-39 years	NH American Indian/Alaska Native	<=10	<=10		14.28571429
No County	M	40-49 years	NH American Indian/Alaska Native	<=10	<=10		33.33333333
No County	M	50-64 years	NH American Indian/Alaska Native	<=10	<=10		40
No County	M	16-19 years	NH Asian/Native Hawaiian/Other Pacific Islands	<=10	<=10		22.22222222
No County	M	20-29 years	NH Asian/Native Hawaiian/Other Pacific Islands	<=10		41	14.63414634
No County	M	30-39 years	NH Asian/Native Hawaiian/Other Pacific Islands		11	36	30.55555556
No County	M	40-49 years	NH Asian/Native Hawaiian/Other Pacific Islands	<=10		22	27.27272727
No County	M	50-64 years	NH Asian/Native Hawaiian/Other Pacific Islands	<=10		20	25
No County	M	5-11 years	NH Asian/Native Hawaiian/Other Pacific Islands	<=10	<=10		0
No County	M	65-74 years	NH Asian/Native Hawaiian/Other Pacific Islands	<=10	<=10		0
No County	M	missing	NH Asian/Native Hawaiian/Other Pacific Islands	<=10	<=10		0
No County	M	12-15 years	NH Black	<=10	<=10		50
No County	M	16-19 years	NH Black	<=10		12	50
No County	M	20-29 years	NH Black		16	72	22.22222222
No County	M	30-39 years	NH Black		22	92	23.91304348
No County	M	40-49 years	NH Black		14	44	31.81818182
No County	M	50-64 years	NH Black		38	109	34.86238532
No County	M	5-11 years	NH Black	<=10	<=10		0
No County	M	65-74 years	NH Black		18	26	69.23076923
No County	M	75+ years	NH Black	<=10	<=10		55.55555556
No County	M	missing	NH Black	<=10	<=10		0
No County	M	12-15 years	NH Other Race	<=10	<=10		0
No County	M	16-19 years	NH Other Race	<=10	<=10		20
No County	M	20-29 years	NH Other Race	<=10		24	16.66666667
No County	M	30-39 years	NH Other Race	<=10		14	21.42857143
No County	M	40-49 years	NH Other Race	<=10		20	35
No County	M	50-64 years	NH Other Race		13	28	46.42857143
No County	M	5-11 years	NH Other Race	<=10	<=10		0
No County	M	65-74 years	NH Other Race	<=10		11	63.63636364
No County	M	75+ years	NH Other Race	<=10		11	81.81818182
No County	M	missing	NH Other Race	<=10	<=10		0
No County	M	under 5 years	NH Other Race	<=10	<=10		0
No County	M	12-15 years	NH White	<=10		24	33.33333333
No County	M	16-19 years	NH White		20	57	35.0877193
No County	M	20-29 years	NH White		59	316	18.67088608
No County	M	30-39 years	NH White		84	317	26.49842271
No County	M	40-49 years	NH White		58	198	29.29292929
No County	M	50-64 years	NH White		112	356	31.46067416
No County	M	5-11 years	NH White	<=10		24	29.16666667
No County	M	65-74 years	NH White		79	154	51.2987013
No County	M	75+ years	NH White		40	70	57.14285714
No County	M	missing	NH White	<=10	<=10		0
No County	M	under 5 years	NH White	<=10	<=10		0
No County	M	12-15 years	Unknown	<=10		24	12.5
No County	M	16-19 years	Unknown	<=10		55	12.72727273
No County	M	20-29 years	Unknown		91	619	14.70113086
No County	M	30-39 years	Unknown		208	1170	17.77777778
No County	M	40-49 years	Unknown		114	519	21.96531792
No County	M	50-64 years	Unknown		212	682	31.08504399
No County	M	5-11 years	Unknown	<=10		20	15
No County	M	65-74 years	Unknown		81	220	36.81818182
No County	M	75+ years	Unknown		45	98	45.91836735
No County	M	missing	Unknown	<=10	<=10		0
No County	M	under 5 years	Unknown	<=10	<=10		0
No County	U	50-64 years	NH Black	<=10	<=10		50
No County	U	65-74 years	NH Black	<=10	<=10		50
No County	U	30-39 years	NH Other Race	<=10	<=10		0
No County	U	30-39 years	NH White	<=10	<=10		0
No County	U	40-49 years	NH White	<=10	<=10		100
No County	U	16-19 years	Unknown	<=10	<=10		0
No County	U	20-29 years	Unknown	<=10		35	22.85714286
No County	U	30-39 years	Unknown	<=10		50	20
No County	U	40-49 years	Unknown		11	60	18.33333333
No County	U	50-64 years	Unknown		32	80	40
No County	U	65-74 years	Unknown	<=10		15	46.66666667
No County	U	75+ years	Unknown	<=10	<=10		25
Non-Michigan Resident	F	12-15 years	Hispanic		19	62	30.64516129

Non-Michigan Resident	F	16-19 years	Hispanic	101	233	43.34763949
Non-Michigan Resident	F	20-29 years	Hispanic	293	717	40.86471409
Non-Michigan Resident	F	30-39 years	Hispanic	136	321	42.36760125
Non-Michigan Resident	F	40-49 years	Hispanic	85	230	36.95652174
Non-Michigan Resident	F	50-64 years	Hispanic	109	284	38.38028169
Non-Michigan Resident	F	5-11 years	Hispanic	13	46	28.26086957
Non-Michigan Resident	F	65-74 years	Hispanic	49	92	53.26086957
Non-Michigan Resident	F	75+ years	Hispanic	33	46	71.73913044
Non-Michigan Resident	F	missing	Hispanic	<=10	<=10	
Non-Michigan Resident	F	under 5 years	Hispanic	<=10	<=10	0
Non-Michigan Resident	F	12-15 years	NH American Indian/Alaska Native	<=10	<=10	100
Non-Michigan Resident	F	16-19 years	NH American Indian/Alaska Native	<=10	<=10	66.66666667
Non-Michigan Resident	F	20-29 years	NH American Indian/Alaska Native	12	34	35.29411765
Non-Michigan Resident	F	30-39 years	NH American Indian/Alaska Native	13	27	48.14814815
Non-Michigan Resident	F	40-49 years	NH American Indian/Alaska Native	<=10	21	38.0952381
Non-Michigan Resident	F	50-64 years	NH American Indian/Alaska Native	<=10	31	32.25806452
Non-Michigan Resident	F	5-11 years	NH American Indian/Alaska Native	<=10	<=10	20
Non-Michigan Resident	F	65-74 years	NH American Indian/Alaska Native	11	20	55
Non-Michigan Resident	F	75+ years	NH American Indian/Alaska Native	<=10	<=10	62.5
Non-Michigan Resident	F	missing	NH American Indian/Alaska Native	<=10	<=10	
Non-Michigan Resident	F	12-15 years	NH Asian/Native Hawaiian/Other Pacific Islands	21	48	43.75
Non-Michigan Resident	F	16-19 years	NH Asian/Native Hawaiian/Other Pacific Islands	132	230	57.39130435
Non-Michigan Resident	F	20-29 years	NH Asian/Native Hawaiian/Other Pacific Islands	520	871	59.70149254
Non-Michigan Resident	F	30-39 years	NH Asian/Native Hawaiian/Other Pacific Islands	287	468	61.32478633
Non-Michigan Resident	F	40-49 years	NH Asian/Native Hawaiian/Other Pacific Islands	133	256	51.953125
Non-Michigan Resident	F	50-64 years	NH Asian/Native Hawaiian/Other Pacific Islands	141	270	52.22222222
Non-Michigan Resident	F	5-11 years	NH Asian/Native Hawaiian/Other Pacific Islands	13	43	30.23255814
Non-Michigan Resident	F	65-74 years	NH Asian/Native Hawaiian/Other Pacific Islands	40	80	50
Non-Michigan Resident	F	75+ years	NH Asian/Native Hawaiian/Other Pacific Islands	29	47	61.70212766
Non-Michigan Resident	F	missing	NH Asian/Native Hawaiian/Other Pacific Islands	<=10	<=10	
Non-Michigan Resident	F	under 5 years	NH Asian/Native Hawaiian/Other Pacific Islands	<=10	<=10	100
Non-Michigan Resident	F	12-15 years	NH Black	15	72	20.83333333
Non-Michigan Resident	F	16-19 years	NH Black	67	158	42.40506329
Non-Michigan Resident	F	20-29 years	NH Black	209	528	39.58333333
Non-Michigan Resident	F	30-39 years	NH Black	129	359	35.93314763
Non-Michigan Resident	F	40-49 years	NH Black	131	309	42.39482201
Non-Michigan Resident	F	50-64 years	NH Black	182	389	46.78663239
Non-Michigan Resident	F	5-11 years	NH Black	12	31	38.70967742
Non-Michigan Resident	F	65-74 years	NH Black	114	187	60.96256685
Non-Michigan Resident	F	75+ years	NH Black	61	84	72.61904762
Non-Michigan Resident	F	missing	NH Black	<=10	<=10	
Non-Michigan Resident	F	12-15 years	NH Other Race	12	38	31.57894737
Non-Michigan Resident	F	16-19 years	NH Other Race	94	197	47.71573604
Non-Michigan Resident	F	20-29 years	NH Other Race	377	804	46.89054726
Non-Michigan Resident	F	30-39 years	NH Other Race	199	393	50.63613232
Non-Michigan Resident	F	40-49 years	NH Other Race	133	296	44.93243243
Non-Michigan Resident	F	50-64 years	NH Other Race	299	607	49.25864909
Non-Michigan Resident	F	5-11 years	NH Other Race	11	27	40.74074074
Non-Michigan Resident	F	65-74 years	NH Other Race	335	494	67.81376518
Non-Michigan Resident	F	75+ years	NH Other Race	304	413	73.60774818
Non-Michigan Resident	F	missing	NH Other Race	<=10	<=10	
Non-Michigan Resident	F	12-15 years	NH White	112	400	28
Non-Michigan Resident	F	16-19 years	NH White	772	1608	48.00995025
Non-Michigan Resident	F	20-29 years	NH White	2816	5706	49.35159976
Non-Michigan Resident	F	30-39 years	NH White	1594	2922	54.55167693
Non-Michigan Resident	F	40-49 years	NH White	1010	2128	47.46240602
Non-Michigan Resident	F	50-64 years	NH White	2052	4322	47.47801944
Non-Michigan Resident	F	5-11 years	NH White	80	269	29.73977695
Non-Michigan Resident	F	65-74 years	NH White	1668	2706	61.64079823
Non-Michigan Resident	F	75+ years	NH White	1163	1705	68.2114437
Non-Michigan Resident	F	missing	NH White	<=10	<=10	100
Non-Michigan Resident	F	under 5 years	NH White	<=10	<=10	11
Non-Michigan Resident	F	12-15 years	Unknown	23	73	54.54545455
Non-Michigan Resident	F	16-19 years	Unknown	198	398	31.50684932
Non-Michigan Resident	F	20-29 years	Unknown	643	1641	49.74874372
Non-Michigan Resident	F	30-39 years	Unknown	440	1037	39.18342474
Non-Michigan Resident	F	40-49 years	Unknown	314	867	42.43008679
Non-Michigan Resident	F	50-64 years	Unknown	814	1664	36.21683968
Non-Michigan Resident	F	5-11 years	Unknown	28	125	48.91826923
Non-Michigan Resident	F	65-74 years	Unknown	481	805	22.4
Non-Michigan Resident	F	75+ years	Unknown	363	585	59.7515528
Non-Michigan Resident	F	missing	Unknown	<=10	<=10	62.05128205
Non-Michigan Resident	F	under 5 years	Unknown	<=10	<=10	21
Non-Michigan Resident	M	12-15 years	Hispanic	<=10	<=10	23.80952381
Non-Michigan Resident	M	16-19 years	Hispanic	57	188	13.23529412
Non-Michigan Resident	M	20-29 years	Hispanic	239	879	30.31914894
Non-Michigan Resident	M	30-39 years	Hispanic	148	602	27.18998862
Non-Michigan Resident	M	40-49 years	Hispanic	100	403	24.58471761
Non-Michigan Resident	M	50-64 years	Hispanic	126	384	24.81389578
Non-Michigan Resident	M	5-11 years	Hispanic	13	34	32.8125
Non-Michigan Resident	M	65-74 years	Hispanic	42	78	38.23529412
Non-Michigan Resident	M	75+ years	Hispanic	19	36	53.84615385
Non-Michigan Resident	M	missing	Hispanic	<=10	<=10	52.77777778
Non-Michigan Resident	M	under 5 years	Hispanic	<=10	<=10	0
Non-Michigan Resident	M	12-15 years	NH American Indian/Alaska Native	<=10	<=10	33.33333333
Non-Michigan Resident	M	16-19 years	NH American Indian/Alaska Native	<=10	<=10	0
Non-Michigan Resident	M	20-29 years	NH American Indian/Alaska Native	23	48	47.91666667
Non-Michigan Resident	M	30-39 years	NH American Indian/Alaska Native	12	31	38.70967742
Non-Michigan Resident	M	40-49 years	NH American Indian/Alaska Native	<=10	19	36.84210526
Non-Michigan Resident	M	50-64 years	NH American Indian/Alaska Native	11	25	44
Non-Michigan Resident	M	5-11 years	NH American Indian/Alaska Native	<=10	<=10	0
Non-Michigan Resident	M	65-74 years	NH American Indian/Alaska Native	13	19	68.42105263
Non-Michigan Resident	M	75+ years	NH American Indian/Alaska Native	<=10	<=10	85.71428571
Non-Michigan Resident	M	missing	NH American Indian/Alaska Native	<=10	<=10	

Non-Michigan Resident	M	under 5 years	NH American Indian/Alaska Native	<=10	<=10			0
Non-Michigan Resident	M	12-15 years	NH Asian/Native Hawaiian/Other Pacific Islands		17	35		48.57142857
Non-Michigan Resident	M	16-19 years	NH Asian/Native Hawaiian/Other Pacific Islands		80	188		42.55319149
Non-Michigan Resident	M	20-29 years	NH Asian/Native Hawaiian/Other Pacific Islands		380	803		47.32254047
Non-Michigan Resident	M	30-39 years	NH Asian/Native Hawaiian/Other Pacific Islands		287	555		51.71171717
Non-Michigan Resident	M	40-49 years	NH Asian/Native Hawaiian/Other Pacific Islands		159	310		51.29032258
Non-Michigan Resident	M	50-64 years	NH Asian/Native Hawaiian/Other Pacific Islands		102	220		46.36363636
Non-Michigan Resident	M	5-11 years	NH Asian/Native Hawaiian/Other Pacific Islands		13	45		28.88888889
Non-Michigan Resident	M	65-74 years	NH Asian/Native Hawaiian/Other Pacific Islands		41	63		65.07936508
Non-Michigan Resident	M	75+ years	NH Asian/Native Hawaiian/Other Pacific Islands		37	49		75.51020408
Non-Michigan Resident	M	under 5 years	NH Asian/Native Hawaiian/Other Pacific Islands	<=10	<=10			
Non-Michigan Resident	M	12-15 years	NH Black		17	64		26.5625
Non-Michigan Resident	M	16-19 years	NH Black		30	127		23.62204724
Non-Michigan Resident	M	20-29 years	NH Black		174	538		32.34200744
Non-Michigan Resident	M	30-39 years	NH Black		110	315		34.92063492
Non-Michigan Resident	M	40-49 years	NH Black		100	296		33.78378378
Non-Michigan Resident	M	50-64 years	NH Black		193	417		46.28297362
Non-Michigan Resident	M	5-11 years	NH Black	<=10		33		21.21212121
Non-Michigan Resident	M	65-74 years	NH Black		80	132		60.60606061
Non-Michigan Resident	M	75+ years	NH Black		31	40		77.5
Non-Michigan Resident	M	missing	NH Black	<=10	<=10			
Non-Michigan Resident	M	under 5 years	NH Black	<=10	<=10			0
Non-Michigan Resident	M	12-15 years	NH Other Race		15	45		33.33333333
Non-Michigan Resident	M	16-19 years	NH Other Race		73	184		39.67391304
Non-Michigan Resident	M	20-29 years	NH Other Race		237	612		38.7254902
Non-Michigan Resident	M	30-39 years	NH Other Race		166	413		40.1937046
Non-Michigan Resident	M	40-49 years	NH Other Race		126	337		37.38872404
Non-Michigan Resident	M	50-64 years	NH Other Race		209	500		41.8
Non-Michigan Resident	M	5-11 years	NH Other Race	<=10		24		25
Non-Michigan Resident	M	65-74 years	NH Other Race		265	384		69.01041667
Non-Michigan Resident	M	75+ years	NH Other Race		264	365		72.32876712
Non-Michigan Resident	M	missing	NH Other Race	<=10	<=10			
Non-Michigan Resident	M	12-15 years	NH White		99	381		25.98425197
Non-Michigan Resident	M	16-19 years	NH White		444	1115		39.8206278
Non-Michigan Resident	M	20-29 years	NH White		1883	4637		40.60815182
Non-Michigan Resident	M	30-39 years	NH White		1546	3098		49.90316333
Non-Michigan Resident	M	40-49 years	NH White		877	2168		40.45202952
Non-Michigan Resident	M	50-64 years	NH White		1847	4208		43.89258555
Non-Michigan Resident	M	5-11 years	NH White		95	283		33.56890459
Non-Michigan Resident	M	65-74 years	NH White		1517	2383		63.65925304
Non-Michigan Resident	M	75+ years	NH White		941	1367		68.83686906
Non-Michigan Resident	M	missing	NH White	<=10	<=10			0
Non-Michigan Resident	M	under 5 years	NH White	<=10	<=10			0
Non-Michigan Resident	M	12-15 years	Unknown		19	65		29.23076923
Non-Michigan Resident	M	16-19 years	Unknown		149	375		39.73333333
Non-Michigan Resident	M	20-29 years	Unknown		487	1591		30.60967945
Non-Michigan Resident	M	30-39 years	Unknown		409	1225		33.3877551
Non-Michigan Resident	M	40-49 years	Unknown		276	916		30.13100437
Non-Michigan Resident	M	50-64 years	Unknown		578	1486		38.89636608
Non-Michigan Resident	M	5-11 years	Unknown		34	143		23.77622378
Non-Michigan Resident	M	65-74 years	Unknown		416	750		55.46666667
Non-Michigan Resident	M	75+ years	Unknown		261	416		62.74038462
Non-Michigan Resident	M	missing	Unknown	<=10	<=10			0
Non-Michigan Resident	M	under 5 years	Unknown	<=10	<=10	29		6.896551724
Non-Michigan Resident	U	16-19 years	Hispanic	<=10	<=10			0
Non-Michigan Resident	U	20-29 years	Hispanic	<=10	<=10			100
Non-Michigan Resident	U	30-39 years	Hispanic	<=10	<=10			0
Non-Michigan Resident	U	missing	Hispanic	<=10	<=10			
Non-Michigan Resident	U	20-29 years	NH Asian/Native Hawaiian/Other Pacific Islands	<=10	<=10			100
Non-Michigan Resident	U	40-49 years	NH Asian/Native Hawaiian/Other Pacific Islands	<=10	<=10			100
Non-Michigan Resident	U	50-64 years	NH Asian/Native Hawaiian/Other Pacific Islands	<=10	<=10			100
Non-Michigan Resident	U	5-11 years	NH Asian/Native Hawaiian/Other Pacific Islands	<=10	<=10			0
Non-Michigan Resident	U	50-64 years	NH Black	<=10	<=10			100
Non-Michigan Resident	U	16-19 years	NH Other Race	<=10	<=10			0
Non-Michigan Resident	U	20-29 years	NH Other Race	<=10	<=10			75
Non-Michigan Resident	U	30-39 years	NH Other Race	<=10	<=10			100
Non-Michigan Resident	U	40-49 years	NH Other Race	<=10	<=10			100
Non-Michigan Resident	U	50-64 years	NH Other Race	<=10	<=10			100
Non-Michigan Resident	U	16-19 years	NH White	<=10	<=10			50
Non-Michigan Resident	U	20-29 years	NH White	<=10		11		54.54545455
Non-Michigan Resident	U	30-39 years	NH White	<=10	<=10			70
Non-Michigan Resident	U	50-64 years	NH White	<=10		11		63.63636364
Non-Michigan Resident	U	65-74 years	NH White	<=10	<=10			100
Non-Michigan Resident	U	75+ years	NH White	<=10	<=10			100
Non-Michigan Resident	U	missing	NH White	<=10	<=10			
Non-Michigan Resident	U	16-19 years	Unknown	<=10	<=10			50
Non-Michigan Resident	U	20-29 years	Unknown	<=10		39		17.94871795
Non-Michigan Resident	U	30-39 years	Unknown	<=10		26		7.692307692
Non-Michigan Resident	U	40-49 years	Unknown	<=10		18		11.11111111
Non-Michigan Resident	U	50-64 years	Unknown	<=10		74		13.51351351
Non-Michigan Resident	U	65-74 years	Unknown	<=10	<=10			20
Non-Michigan Resident	U	75+ years	Unknown	<=10	<=10			0
Non-Michigan Resident	U	missing	Unknown	<=10	<=10			
Oakland	F	12-15 years	Hispanic		766	1686	2198 Region 2N	34.84986351
Oakland	F	16-19 years	Hispanic		678	1412	2014 Region 2N	33.66434955
Oakland	F	20-29 years	Hispanic		1261	2571	4033 Region 2N	31.26704686
Oakland	F	30-39 years	Hispanic		1635	2974	4163 Region 2N	39.27456161
Oakland	F	40-49 years	Hispanic		1693	2795	3832 Region 2N	44.18058455
Oakland	F	50-64 years	Hispanic		2000	2859	3401 Region 2N	58.80623346
Oakland	F	5-11 years	Hispanic		300	978	3520 Region 2N	8.522727273
Oakland	F	65-74 years	Hispanic		859	1080	1046 Region 2N	82.12237094
Oakland	F	75+ years	Hispanic		458	555	733 Region 2N	62.48294679
Oakland	F	missing	Hispanic	<=10	<=10			
Oakland	F	under 5 years	Hispanic	<=10	<=10	35		22.85714286

Oakland	F	12-15 years	NH American Indian/Alaska Native	32	57	79 Region 2N	40.50632911	56.14035088
Oakland	F	16-19 years	NH American Indian/Alaska Native	47	78	79 Region 2N	59.49367089	60.25641026
Oakland	F	20-29 years	NH American Indian/Alaska Native	113	223	223 Region 2N	50.67264574	50.67264574
Oakland	F	30-39 years	NH American Indian/Alaska Native	121	228	215 Region 2N	56.27906977	53.07017544
Oakland	F	40-49 years	NH American Indian/Alaska Native	143	209	190 Region 2N	75.2631579	68.42105263
Oakland	F	50-64 years	NH American Indian/Alaska Native	295	404	340 Region 2N	86.76470588	73.01980198
Oakland	F	5-11 years	NH American Indian/Alaska Native	18	46	128 Region 2N	14.0625	39.13043478
Oakland	F	65-74 years	NH American Indian/Alaska Native	168	201	150 Region 2N	112	83.58208955
Oakland	F	75+ years	NH American Indian/Alaska Native	103	120	58 Region 2N	177.5862069	85.83333333
Oakland	F	missing	NH American Indian/Alaska Native	<=10	<=10			
Oakland	F	under 5 years	NH American Indian/Alaska Native	<=10	<=10			100
Oakland	F	12-15 years	NH Asian/Native Hawaiian/Other Pacific Islands	1069	1840	2665 Region 2N	40.11257036	58.09782609
Oakland	F	16-19 years	NH Asian/Native Hawaiian/Other Pacific Islands	1338	1672	2360 Region 2N	56.69491525	80.02392345
Oakland	F	20-29 years	NH Asian/Native Hawaiian/Other Pacific Islands	2807	4313	6619 Region 2N	42.40821876	65.0823093
Oakland	F	30-39 years	NH Asian/Native Hawaiian/Other Pacific Islands	4736	7221	9158 Region 2N	51.71434811	65.58648387
Oakland	F	40-49 years	NH Asian/Native Hawaiian/Other Pacific Islands	4305	5837	9037 Region 2N	47.63749032	73.75364057
Oakland	F	50-64 years	NH Asian/Native Hawaiian/Other Pacific Islands	4475	5694	7632 Region 2N	58.63469602	78.59149982
Oakland	F	5-11 years	NH Asian/Native Hawaiian/Other Pacific Islands	1193	3361	4348 Region 2N	27.43790248	35.49538828
Oakland	F	65-74 years	NH Asian/Native Hawaiian/Other Pacific Islands	1665	1963	3025 Region 2N	55.04132231	84.81915436
Oakland	F	75+ years	NH Asian/Native Hawaiian/Other Pacific Islands	831	973	1927 Region 2N	43.12402699	85.40596095
Oakland	F	missing	NH Asian/Native Hawaiian/Other Pacific Islands	<=10	<=10			
Oakland	F	under 5 years	NH Asian/Native Hawaiian/Other Pacific Islands	<=10		34		29.41176471
Oakland	F	12-15 years	NH Black	855	2210	4106 Region 2N	20.82318558	38.68778281
Oakland	F	16-19 years	NH Black	1154	2297	4460 Region 2N	25.87443946	50.23944275
Oakland	F	20-29 years	NH Black	2023	5369	13110 Region 2N	15.43096873	37.67926988
Oakland	F	30-39 years	NH Black	2459	5570	10809 Region 2N	22.74956055	44.14721724
Oakland	F	40-49 years	NH Black	4104	7157	13231 Region 2N	31.01806364	57.34246193
Oakland	F	50-64 years	NH Black	9204	12776	20222 Region 2N	45.51478588	72.04132749
Oakland	F	5-11 years	NH Black	453	1804	6709 Region 2N	6.752124013	25.11086475
Oakland	F	65-74 years	NH Black	6266	7372	10850 Region 2N	57.75115207	84.99728703
Oakland	F	75+ years	NH Black	3290	3935	6825 Region 2N	48.20512821	83.60864041
Oakland	F	missing	NH Black	<=10	<=10			
Oakland	F	under 5 years	NH Black	11	29			37.93103448
Oakland	F	12-15 years	NH Other Race	234	450	1277 Region 2N	18.32419734	52
Oakland	F	16-19 years	NH Other Race	918	1297	1144 Region 2N	80.24475525	70.77872012
Oakland	F	20-29 years	NH Other Race	2070	3635	2170 Region 2N	95.39170507	56.94635488
Oakland	F	30-39 years	NH Other Race	2438	4177	1439 Region 2N	169.4232106	58.36724922
Oakland	F	40-49 years	NH Other Race	2657	4070	1214 Region 2N	218.8632619	65.28255528
Oakland	F	50-64 years	NH Other Race	5780	7936	1393 Region 2N	414.9318019	72.83266129
Oakland	F	5-11 years	NH Other Race	121	360	2180 Region 2N	5.550458716	33.61111111
Oakland	F	65-74 years	NH Other Race	4893	5730	536 Region 2N	912.8731343	85.39267016
Oakland	F	75+ years	NH Other Race	4905	6133	359 Region 2N	1366.295265	79.97717267
Oakland	F	missing	NH Other Race	<=10	<=10			
Oakland	F	under 5 years	NH Other Race	11	35			31.42857143
Oakland	F	12-15 years	NH White	5932	11795	19743 Region 2N	30.04609229	50.29249682
Oakland	F	16-19 years	NH White	7319	12049	19225 Region 2N	38.07022107	60.74363018
Oakland	F	20-29 years	NH White	17039	29341	51207 Region 2N	33.27474759	58.07232201
Oakland	F	30-39 years	NH White	20295	32149	53764 Region 2N	37.74830742	63.12793555
Oakland	F	40-49 years	NH White	21324	31457	55118 Region 2N	38.68790595	67.78777379
Oakland	F	50-64 years	NH White	50030	66146	105403 Region 2N	47.46544216	75.63571493
Oakland	F	5-11 years	NH White	4714	12542	31553 Region 2N	14.93994232	37.58571201
Oakland	F	65-74 years	NH White	34159	39831	53567 Region 2N	63.76873822	85.7598353
Oakland	F	75+ years	NH White	23981	28570	43199 Region 2N	55.51285909	83.93769689
Oakland	F	missing	NH White	<=10	<=10			0
Oakland	F	under 5 years	NH White	218	731			29.82216142
Oakland	F	12-15 years	Unknown	695	1315			52.85171103
Oakland	F	16-19 years	Unknown	1303	2386			54.61022632
Oakland	F	20-29 years	Unknown	3648	8387			43.49588649
Oakland	F	30-39 years	Unknown	4708	9823			47.92833147
Oakland	F	40-49 years	Unknown	4656	9551			48.74882211
Oakland	F	50-64 years	Unknown	8909	16914			52.67234244
Oakland	F	5-11 years	Unknown	517	1936			26.70454546
Oakland	F	65-74 years	Unknown	4563	7717			59.12919528
Oakland	F	75+ years	Unknown	3614	6299			57.37418638
Oakland	F	missing	Unknown	<=10	<=10			0
Oakland	F	under 5 years	Unknown	55	152			36.18421053
Oakland	M	12-15 years	Hispanic	692	1595	2107 Region 2N	32.8429046	43.38557994
Oakland	M	16-19 years	Hispanic	622	1356	1886 Region 2N	32.97985154	45.87020649
Oakland	M	20-29 years	Hispanic	1028	2463	4314 Region 2N	23.82939268	41.73771823
Oakland	M	30-39 years	Hispanic	1525	2984	4339 Region 2N	35.14634709	51.10589812
Oakland	M	40-49 years	Hispanic	1636	2772	4012 Region 2N	40.777667	59.01875902
Oakland	M	50-64 years	Hispanic	1946	2827	3081 Region 2N	63.16131126	68.83622214
Oakland	M	5-11 years	Hispanic	312	1010	3720 Region 2N	8.387096774	30.89108911
Oakland	M	65-74 years	Hispanic	733	930	934 Region 2N	78.47965739	78.8172043
Oakland	M	75+ years	Hispanic	350	436	498 Region 2N	70.2811245	80.27522936
Oakland	M	missing	Hispanic	<=10	<=10			
Oakland	M	under 5 years	Hispanic	<=10		38		18.42105263
Oakland	M	12-15 years	NH American Indian/Alaska Native	36	64	79 Region 2N	45.56962025	56.25
Oakland	M	16-19 years	NH American Indian/Alaska Native	53	80	84 Region 2N	63.0952381	66.25
Oakland	M	20-29 years	NH American Indian/Alaska Native	95	181	233 Region 2N	40.77253219	52.48618785
Oakland	M	30-39 years	NH American Indian/Alaska Native	129	222	221 Region 2N	58.37104072	58.10810811
Oakland	M	40-49 years	NH American Indian/Alaska Native	138	196	190 Region 2N	72.63157895	70.40816327
Oakland	M	50-64 years	NH American Indian/Alaska Native	208	307	299 Region 2N	69.56521739	67.752443
Oakland	M	5-11 years	NH American Indian/Alaska Native	12	38	135 Region 2N	8.888888889	31.57894737
Oakland	M	65-74 years	NH American Indian/Alaska Native	138	170	116 Region 2N	118.9655172	81.17647059
Oakland	M	75+ years	NH American Indian/Alaska Native	73	91 <50	Region 2N	228.125	80.21978022
Oakland	M	missing	NH American Indian/Alaska Native	<=10	<=10			
Oakland	M	under 5 years	NH American Indian/Alaska Native	<=10	<=10			33.33333333
Oakland	M	12-15 years	NH Asian/Native Hawaiian/Other Pacific Islands	1014	1787	2791 Region 2N	36.33106414	56.74314494
Oakland	M	16-19 years	NH Asian/Native Hawaiian/Other Pacific Islands	1260	1678	2350 Region 2N	53.61702128	75.08939213
Oakland	M	20-29 years	NH Asian/Native Hawaiian/Other Pacific Islands	2778	4879	8253 Region 2N	33.6604871	56.93789711
Oakland	M	30-39 years	NH Asian/Native Hawaiian/Other Pacific Islands	4555	7082	10485 Region 2N	43.44301383	64.31798927
Oakland	M	40-49 years	NH Asian/Native Hawaiian/Other Pacific Islands	4201	5831	9080 Region 2N	46.26651982	72.04596124
Oakland	M	50-64 years	NH Asian/Native Hawaiian/Other Pacific Islands	4623	5778	8065 Region 2N	57.32176069	80.01038422

Oakland	M	5-11 years	NH Asian/Native Hawaiian/Other Pacific Islands	1275	3647	4441 Region 2N	28.70975006	34.96024129
Oakland	M	65-74 years	NH Asian/Native Hawaiian/Other Pacific Islands	1440	1709	2485 Region 2N	57.94768612	84.25980105
Oakland	M	75+ years	NH Asian/Native Hawaiian/Other Pacific Islands	833	968	1654 Region 2N	50.36275695	86.05371901
Oakland	M	missing	NH Asian/Native Hawaiian/Other Pacific Islands	<=10	<=10			0
Oakland	M	under 5 years	NH Asian/Native Hawaiian/Other Pacific Islands	13	37			35.13513514
Oakland	M	12-15 years	NH Black	809	2093	4191 Region 2N	19.30326891	38.6526517
Oakland	M	16-19 years	NH Black	977	2108	4436 Region 2N	22.02434626	46.34724858
Oakland	M	20-29 years	NH Black	1546	4176	12472 Region 2N	12.39576652	37.0210728
Oakland	M	30-39 years	NH Black	1594	3787	9120 Region 2N	17.47807018	50.226913652
Oakland	M	40-49 years	NH Black	2464	4494	9752 Region 2N	25.26661198	54.82866044
Oakland	M	50-64 years	NH Black	6409	8956	14731 Region 2N	43.50689023	71.56096472
Oakland	M	5-11 years	NH Black	571	1980	6738 Region 2N	8.474324725	28.83838384
Oakland	M	65-74 years	NH Black	3902	4570	7074 Region 2N	55.15973989	85.38293217
Oakland	M	75+ years	NH Black	1804	2135	3727 Region 2N	48.40354172	84.49648712
Oakland	M	missing	NH Black	<=10	<=10			0
Oakland	M	under 5 years	NH Black	<=10	<=10	24		20.83333333
Oakland	M	12-15 years	NH Other Race	255	477	1408 Region 2N	18.11079546	53.4591195
Oakland	M	16-19 years	NH Other Race	739	1195	1199 Region 2N	61.63469558	61.84100418
Oakland	M	20-29 years	NH Other Race	1549	3084	2290 Region 2N	67.6419214	50.22697795
Oakland	M	30-39 years	NH Other Race	2158	3888	1241 Region 2N	173.8920226	55.50411523
Oakland	M	40-49 years	NH Other Race	2219	3621	1013 Region 2N	219.0523198	61.28141397
Oakland	M	50-64 years	NH Other Race	4768	6845	1197 Region 2N	398.3291562	69.65668371
Oakland	M	5-11 years	NH Other Race	130	356	2310 Region 2N	5.627705628	36.51685393
Oakland	M	65-74 years	NH Other Race	4176	4997	384 Region 2N	1087.5	83.57014209
Oakland	M	75+ years	NH Other Race	3244	3932	243 Region 2N	1334.979424	82.50254324
Oakland	M	missing	NH Other Race	<=10	<=10			0
Oakland	M	under 5 years	NH Other Race	<=10	<=10	30		23.33333333
Oakland	M	12-15 years	NH White	5367	11432	21007 Region 2N	25.54862665	46.94716585
Oakland	M	16-19 years	NH White	6269	11281	20649 Region 2N	30.35982372	55.5713146
Oakland	M	20-29 years	NH White	13868	28042	56301 Region 2N	24.63188931	49.45438984
Oakland	M	30-39 years	NH White	17799	30055	56548 Region 2N	31.47591427	59.22142738
Oakland	M	40-49 years	NH White	19122	29417	55029 Region 2N	34.74895055	65.00322943
Oakland	M	50-64 years	NH White	44097	60749	101987 Region 2N	43.23786365	72.5888492
Oakland	M	5-11 years	NH White	4936	12939	32956 Region 2N	14.97754582	38.14823402
Oakland	M	65-74 years	NH White	29189	34334	48141 Region 2N	60.63230926	85.01485408
Oakland	M	75+ years	NH White	17504	20612	30113 Region 2N	58.12771893	84.92140501
Oakland	M	missing	NH White	<=10	<=10			0
Oakland	M	under 5 years	NH White	220	713			30.85553997
Oakland	M	12-15 years	Unknown	694	1396			49.71346705
Oakland	M	16-19 years	Unknown	1259	2600			48.42307692
Oakland	M	20-29 years	Unknown	3471	9248			37.53243945
Oakland	M	30-39 years	Unknown	4625	10541			43.87629257
Oakland	M	40-49 years	Unknown	4045	9007			44.90951482
Oakland	M	50-64 years	Unknown	7751	15406			50.31156692
Oakland	M	5-11 years	Unknown	565	1912			29.55020921
Oakland	M	65-74 years	Unknown	3750	6518			57.53298558
Oakland	M	75+ years	Unknown	2389	4244			56.29123468
Oakland	M	missing	Unknown	<=10	<=10			11.11111111
Oakland	M	under 5 years	Unknown	44	163			26.99386503
Oakland	U	16-19 years	Hispanic	<=10	<=10			0
Oakland	U	20-29 years	Hispanic	<=10	<=10			25
Oakland	U	30-39 years	Hispanic	<=10	<=10			75
Oakland	U	40-49 years	Hispanic	<=10	<=10			57.14285714
Oakland	U	50-64 years	Hispanic	<=10	<=10			25
Oakland	U	65-74 years	Hispanic	<=10	<=10			100
Oakland	U	50-64 years	NH American Indian/Alaska Native	<=10	<=10			100
Oakland	U	16-19 years	NH Asian/Native Hawaiian/Other Pacific Islands	<=10	<=10			0
Oakland	U	20-29 years	NH Asian/Native Hawaiian/Other Pacific Islands	<=10	<=10			50
Oakland	U	30-39 years	NH Asian/Native Hawaiian/Other Pacific Islands	<=10	16			43.75
Oakland	U	40-49 years	NH Asian/Native Hawaiian/Other Pacific Islands	<=10	16			50
Oakland	U	50-64 years	NH Asian/Native Hawaiian/Other Pacific Islands	<=10	23			39.13043478
Oakland	U	65-74 years	NH Asian/Native Hawaiian/Other Pacific Islands	<=10	<=10			100
Oakland	U	75+ years	NH Asian/Native Hawaiian/Other Pacific Islands	<=10	<=10			100
Oakland	U	20-29 years	NH Black	<=10	<=10			0
Oakland	U	30-39 years	NH Black	<=10	<=10			66.66666667
Oakland	U	40-49 years	NH Black	<=10	<=10			77.77777778
Oakland	U	50-64 years	NH Black	<=10	<=10			62.5
Oakland	U	65-74 years	NH Black	<=10	<=10			100
Oakland	U	16-19 years	NH Other Race	<=10	<=10			0
Oakland	U	20-29 years	NH Other Race	<=10	<=10			14.28571429
Oakland	U	30-39 years	NH Other Race	<=10	14			50
Oakland	U	40-49 years	NH Other Race	<=10	<=10			33.33333333
Oakland	U	50-64 years	NH Other Race	<=10	<=10			60
Oakland	U	65-74 years	NH Other Race	<=10	<=10			75
Oakland	U	75+ years	NH Other Race	<=10	<=10			0
Oakland	U	20-29 years	NH White	<=10	15			60
Oakland	U	30-39 years	NH White	48	75			64
Oakland	U	40-49 years	NH White	44	57			77.19298246
Oakland	U	50-64 years	NH White	65	88			73.86363636
Oakland	U	5-11 years	NH White	<=10	<=10			0
Oakland	U	65-74 years	NH White	19	20			95
Oakland	U	75+ years	NH White	<=10	<=10			80
Oakland	U	under 5 years	NH White	<=10	<=10			0
Oakland	U	16-19 years	Unknown	<=10	<=10			0
Oakland	U	20-29 years	Unknown	<=10	15			40
Oakland	U	30-39 years	Unknown	<=10	25			28
Oakland	U	40-49 years	Unknown	12	21			57.14285714
Oakland	U	50-64 years	Unknown	19	41			46.34146342
Oakland	U	5-11 years	Unknown	<=10	<=10			0
Oakland	U	65-74 years	Unknown	<=10	<=10			57.14285714
Oakland	U	75+ years	Unknown	<=10	<=10			33.33333333
Oakland	U	missing	Unknown	<=10	<=10			0
Oakland	U	under 5 years	Unknown	<=10	<=10			0
Oceana	F	12-15 years	Hispanic	24	99	172 Region 6	13.95348837	24.24242424

Oceana	F	16-19 years	Hispanic	35	99	159	Region 6	22.01257862	35.35353535	
Oceana	F	20-29 years	Hispanic	49	153	263	Region 6	18.63117871	32.02614379	
Oceana	F	30-39 years	Hispanic	56	125	240	Region 6	23.33333333	44.8	
Oceana	F	40-49 years	Hispanic	91	192	232	Region 6	39.22413793	47.39583333	
Oceana	F	50-64 years	Hispanic	98	169	202	Region 6	48.51485149	57.98816568	
Oceana	F	5-11 years	Hispanic	<=10	69	322	Region 6	1.242236025	5.797101449	
Oceana	F	65-74 years	Hispanic	38	52	56	Region 6	67.85714286	73.07692308	
Oceana	F	75+ years	Hispanic	23	29	<50	Region 6	74.19354839	79.31034483	
Oceana	F	missing	Hispanic	<=10	<=10					
Oceana	F	under 5 years	Hispanic	<=10	<=10					
Oceana	F	12-15 years	NH American Indian/Alaska Native	<=10	<=10	<50	Region 6	0	0	
Oceana	F	16-19 years	NH American Indian/Alaska Native	<=10	<=10	<50	Region 6	0	0	
Oceana	F	20-29 years	NH American Indian/Alaska Native	<=10	<=10	<50	Region 6	0	0	
Oceana	F	30-39 years	NH American Indian/Alaska Native	<=10	<=10	<50	Region 6	33.33333333	50	
Oceana	F	40-49 years	NH American Indian/Alaska Native	<=10	<=10	<50	Region 6	26.66666667	66.66666667	
Oceana	F	50-64 years	NH American Indian/Alaska Native	16	17	<50	Region 6	47.05882353	94.11764706	
Oceana	F	65-74 years	NH American Indian/Alaska Native	<=10	<=10	<50	Region 6	21.42857143	50	
Oceana	F	75+ years	NH American Indian/Alaska Native	<=10	<=10	<50	Region 6	11.11111111	100	
Oceana	F	under 5 years	NH American Indian/Alaska Native	<=10	<=10					
Oceana	F	12-15 years	NH Asian/Native Hawaiian/Other Pacific Islands	<=10	<=10	<50	Region 6	0	0	
Oceana	F	16-19 years	NH Asian/Native Hawaiian/Other Pacific Islands	<=10	<=10	<50	Region 6	0	0	
Oceana	F	20-29 years	NH Asian/Native Hawaiian/Other Pacific Islands	<=10	<=10	<50	Region 6	40	50	
Oceana	F	30-39 years	NH Asian/Native Hawaiian/Other Pacific Islands	<=10	<=10	<50	Region 6	100	100	
Oceana	F	40-49 years	NH Asian/Native Hawaiian/Other Pacific Islands	<=10	<=10	<50	Region 6	25	50	
Oceana	F	50-64 years	NH Asian/Native Hawaiian/Other Pacific Islands	<=10	<=10	<50	Region 6	83.33333333	62.5	
Oceana	F	5-11 years	NH Asian/Native Hawaiian/Other Pacific Islands	<=10	<=10	<50	Region 6		50	
Oceana	F	65-74 years	NH Asian/Native Hawaiian/Other Pacific Islands	<=10	<=10	<50	Region 6	33.33333333	66.66666667	
Oceana	F	75+ years	NH Asian/Native Hawaiian/Other Pacific Islands	<=10	<=10	<50	Region 6	100	75	
Oceana	F	missing	NH Asian/Native Hawaiian/Other Pacific Islands	<=10	<=10					
Oceana	F	12-15 years	NH Black	<=10	<=10	<50	Region 6	10	33.33333333	
Oceana	F	16-19 years	NH Black	<=10	<=10	<50	Region 6	0	0	
Oceana	F	20-29 years	NH Black	<=10	<=10	<50	Region 6	11.76470588	50	
Oceana	F	30-39 years	NH Black	<=10	<=10	<50	Region 6	100	100	
Oceana	F	40-49 years	NH Black	<=10	<=10	<50	Region 6	0	0	
Oceana	F	50-64 years	NH Black	<=10	<=10	<50	Region 6	37.5	60	
Oceana	F	5-11 years	NH Black	<=10	<=10	<50	Region 6	25	100	
Oceana	F	65-74 years	NH Black	<=10	<=10	<50	Region 6	55.55555556	100	
Oceana	F	under 5 years	NH Black	<=10	<=10					
Oceana	F	12-15 years	NH Other Race	<=10	<=10	<50	Region 6	0	0	
Oceana	F	16-19 years	NH Other Race	<=10	<=10	<50	Region 6	8.333333333	50	
Oceana	F	20-29 years	NH Other Race	<=10	<=10	13	<50	Region 6	26.08695652	46.15384615
Oceana	F	30-39 years	NH Other Race	<=10	<=10	15	<50	Region 6	41.17647059	46.66666667
Oceana	F	40-49 years	NH Other Race	<=10	<=10	13	<50	Region 6	37.5	46.15384615
Oceana	F	50-64 years	NH Other Race	30	44	<50	Region 6	103.4482759	68.18181818	
Oceana	F	5-11 years	NH Other Race	<=10	<=10	<50	Region 6	6.896551724	50	
Oceana	F	65-74 years	NH Other Race	53	58	<50	Region 6	294.4444444	91.37931035	
Oceana	F	75+ years	NH Other Race	41	49	<50	Region 6	455.5555556	83.67346939	
Oceana	F	missing	NH Other Race	<=10	<=10					
Oceana	F	12-15 years	NH White	45	158	475	Region 6	9.473684211	28.48101266	
Oceana	F	16-19 years	NH White	66	187	414	Region 6	15.94202899	35.29411765	
Oceana	F	20-29 years	NH White	166	421	1012	Region 6	16.40316206	39.42992874	
Oceana	F	30-39 years	NH White	216	475	1102	Region 6	19.60072595	45.47368421	
Oceana	F	40-49 years	NH White	344	630	1097	Region 6	31.35824977	54.6031746	
Oceana	F	50-64 years	NH White	1146	1652	2608	Region 6	43.94171779	69.37046005	
Oceana	F	5-11 years	NH White	34	131	786	Region 6	4.325699746	25.95419847	
Oceana	F	65-74 years	NH White	1035	1276	1592	Region 6	65.01256281	81.11285267	
Oceana	F	75+ years	NH White	705	874	1176	Region 6	59.94897959	80.66361556	
Oceana	F	missing	NH White	<=10	<=10					
Oceana	F	under 5 years	NH White	<=10	<=10				0	
Oceana	F	12-15 years	Unknown	<=10	<=10				0	
Oceana	F	16-19 years	Unknown	<=10	<=10	19			36.84210526	
Oceana	F	20-29 years	Unknown	15	41				36.58536585	
Oceana	F	30-39 years	Unknown	15	47				31.91489362	
Oceana	F	40-49 years	Unknown	27	51				52.94117647	
Oceana	F	50-64 years	Unknown	66	122				54.09836066	
Oceana	F	5-11 years	Unknown	<=10	<=10				50	
Oceana	F	65-74 years	Unknown	28	44				63.63636364	
Oceana	F	75+ years	Unknown	30	49				61.2244898	
Oceana	F	missing	Unknown	<=10	<=10				100	
Oceana	M	12-15 years	Hispanic	21	87	198	Region 6	10.60606061	24.13793103	
Oceana	M	16-19 years	Hispanic	38	116	191	Region 6	19.89528796	32.75862069	
Oceana	M	20-29 years	Hispanic	207	434	395	Region 6	52.40506329	47.69585254	
Oceana	M	30-39 years	Hispanic	132	287	278	Region 6	47.48201439	45.99303136	
Oceana	M	40-49 years	Hispanic	95	189	237	Region 6	40.08438819	50.26455027	
Oceana	M	50-64 years	Hispanic	90	162	232	Region 6	38.79310345	55.55555556	
Oceana	M	5-11 years	Hispanic	<=10	65	321	Region 6	1.869158879	9.230769231	
Oceana	M	65-74 years	Hispanic	46	60	69	Region 6	66.66666667	76.66666667	
Oceana	M	75+ years	Hispanic	21	23	<50	Region 6	63.63636364	91.30434783	
Oceana	M	missing	Hispanic	<=10	<=10					
Oceana	M	under 5 years	Hispanic	<=10	<=10				0	
Oceana	M	16-19 years	NH American Indian/Alaska Native	<=10	<=10	<50	Region 6	0	0	
Oceana	M	20-29 years	NH American Indian/Alaska Native	<=10	<=10	<50	Region 6	0	0	
Oceana	M	30-39 years	NH American Indian/Alaska Native	<=10	<=10	<50	Region 6	0	0	
Oceana	M	40-49 years	NH American Indian/Alaska Native	<=10	<=10	<50	Region 6	7.692307692	25	
Oceana	M	50-64 years	NH American Indian/Alaska Native	<=10	<=10	15	<50	Region 6	16.21621622	40
Oceana	M	5-11 years	NH American Indian/Alaska Native	<=10	<=10	<50	Region 6	8.333333333	50	
Oceana	M	65-74 years	NH American Indian/Alaska Native	<=10	<=10	<50	Region 6	33.33333333	80	
Oceana	M	75+ years	NH American Indian/Alaska Native	<=10	<=10	<50	Region 6	55.55555556	100	
Oceana	M	12-15 years	NH Asian/Native Hawaiian/Other Pacific Islands	<=10	<=10	<50	Region 6		100	
Oceana	M	16-19 years	NH Asian/Native Hawaiian/Other Pacific Islands	<=10	<=10	<50	Region 6		33.33333333	
Oceana	M	20-29 years	NH Asian/Native Hawaiian/Other Pacific Islands	<=10	<=10	<50	Region 6	0	0	
Oceana	M	30-39 years	NH Asian/Native Hawaiian/Other Pacific Islands	<=10	<=10	<50	Region 6	28.57142857	40	
Oceana	M	40-49 years	NH Asian/Native Hawaiian/Other Pacific Islands	<=10	<=10	<50	Region 6	100	50	
Oceana	M	50-64 years	NH Asian/Native Hawaiian/Other Pacific Islands	<=10	<=10	<50	Region 6	66.66666667	66.66666667	

Oceana	M	5-11 years	NH Asian/Native Hawaiian/Other Pacific Islands	<=10	<=10	<50	Region 6	0	0
Oceana	M	65-74 years	NH Asian/Native Hawaiian/Other Pacific Islands	<=10	<=10	<50	Region 6	0	0
Oceana	M	75+ years	NH Asian/Native Hawaiian/Other Pacific Islands	<=10	<=10	<50	Region 6	50	100
Oceana	M	missing	NH Asian/Native Hawaiian/Other Pacific Islands	<=10	<=10				
Oceana	M	12-15 years	NH Black	<=10	<=10	<50	Region 6	0	0
Oceana	M	16-19 years	NH Black	<=10	<=10	<50	Region 6	12.5	25
Oceana	M	20-29 years	NH Black	<=10	<=10		62 Region 6	0	0
Oceana	M	30-39 years	NH Black	<=10	<=10	<50	Region 6	0	0
Oceana	M	40-49 years	NH Black	<=10	<=10	<50	Region 6	10	25
Oceana	M	50-64 years	NH Black	<=10	<=10	<50	Region 6	15.38461539	50
Oceana	M	5-11 years	NH Black	<=10	<=10	<50	Region 6	0	0
Oceana	M	65-74 years	NH Black	<=10	<=10	<50	Region 6	50	83.33333333
Oceana	M	16-19 years	NH Other Race	<=10	<=10	<50	Region 6	0	0
Oceana	M	20-29 years	NH Other Race	<=10	<=10	<50	Region 6	9.090909091	28.57142857
Oceana	M	30-39 years	NH Other Race	<=10		11 <50	Region 6	100	36.36363636
Oceana	M	40-49 years	NH Other Race	<=10		11 <50	Region 6	13.33333333	18.18181818
Oceana	M	50-64 years	NH Other Race		33	53 <50	Region 6	132	62.26415094
Oceana	M	5-11 years	NH Other Race	<=10	<=10	<50	Region 6	2.325581395	33.33333333
Oceana	M	65-74 years	NH Other Race		47	58 <50	Region 6	335.7142857	81.03448276
Oceana	M	75+ years	NH Other Race		35	38 <50	Region 6	437.5	92.10526316
Oceana	M	missing	NH Other Race	<=10	<=10				
Oceana	M	under 5 years	NH Other Race	<=10	<=10				
Oceana	M	12-15 years	NH White		52	151	550 Region 6	9.454545455	34.43708609
Oceana	M	16-19 years	NH White		54	186	457 Region 6	11.81619256	29.03225807
Oceana	M	20-29 years	NH White		129	373	1053 Region 6	12.25071225	34.5844504
Oceana	M	30-39 years	NH White		167	403	1112 Region 6	15.01798561	41.43920596
Oceana	M	40-49 years	NH White		254	512	1119 Region 6	22.69883825	49.609375
Oceana	M	50-64 years	NH White		1031	1590	2610 Region 6	39.50191571	64.8427673
Oceana	M	5-11 years	NH White		28	123	813 Region 6	3.44403444	22.76422764
Oceana	M	65-74 years	NH White		1007	1261	1529 Region 6	65.86003924	79.85725615
Oceana	M	75+ years	NH White		623	773	1029 Region 6	60.54421769	80.59508409
Oceana	M	missing	NH White	<=10	<=10				
Oceana	M	under 5 years	NH White	<=10	<=10				0
Oceana	M	12-15 years	Unknown	<=10	<=10				25
Oceana	M	16-19 years	Unknown	<=10		11			9.090909091
Oceana	M	20-29 years	Unknown		15	46			32.60869565
Oceana	M	30-39 years	Unknown		18	60			30
Oceana	M	40-49 years	Unknown		29	66			43.93939394
Oceana	M	50-64 years	Unknown		57	116			49.13793103
Oceana	M	65-74 years	Unknown		42	62			67.74193548
Oceana	M	75+ years	Unknown		25	37			67.56756757
Oceana	M	missing	Unknown	<=10	<=10				
Oceana	M	under 5 years	Unknown	<=10	<=10				0
Oceana	U	30-39 years	Hispanic	<=10	<=10				0
Oceana	U	16-19 years	NH White	<=10	<=10				0
Oceana	U	30-39 years	NH White	<=10	<=10				0
Oceana	U	50-64 years	NH White	<=10	<=10				100
Ogemaw	F	12-15 years	Hispanic	<=10	<=10	<50	Region 3	8.695652174	100
Ogemaw	F	16-19 years	Hispanic	<=10	<=10	<50	Region 3	11.76470588	50
Ogemaw	F	20-29 years	Hispanic	<=10	<=10	<50	Region 3	10.81081081	50
Ogemaw	F	30-39 years	Hispanic	<=10		11 <50	Region 3	17.64705882	54.54545455
Ogemaw	F	40-49 years	Hispanic	<=10		12 <50	Region 3	20.68965517	50
Ogemaw	F	50-64 years	Hispanic		16	22 <50	Region 3	61.53846154	72.72727273
Ogemaw	F	5-11 years	Hispanic	<=10	<=10	<50	Region 3	4	20
Ogemaw	F	65-74 years	Hispanic	<=10	<=10	<50	Region 3	21.73913044	55.55555556
Ogemaw	F	75+ years	Hispanic	<=10	<=10	<50	Region 3	60	66.66666667
Ogemaw	F	12-15 years	NH American Indian/Alaska Native	<=10	<=10	<50	Region 3	50	100
Ogemaw	F	16-19 years	NH American Indian/Alaska Native	<=10	<=10	<50	Region 3	200	100
Ogemaw	F	20-29 years	NH American Indian/Alaska Native	<=10	<=10	<50	Region 3	8.333333333	50
Ogemaw	F	30-39 years	NH American Indian/Alaska Native	<=10	<=10	<50	Region 3	5.555555556	20
Ogemaw	F	40-49 years	NH American Indian/Alaska Native	<=10	<=10	<50	Region 3	0	0
Ogemaw	F	50-64 years	NH American Indian/Alaska Native	<=10	<=10	<50	Region 3	15.38461539	40
Ogemaw	F	65-74 years	NH American Indian/Alaska Native	<=10	<=10	<50	Region 3	22.22222222	66.66666667
Ogemaw	F	75+ years	NH American Indian/Alaska Native	<=10	<=10	<50	Region 3	9.090909091	100
Ogemaw	F	16-19 years	NH Asian/Native Hawaiian/Other Pacific Islands	<=10	<=10	<50	Region 3	200	100
Ogemaw	F	20-29 years	NH Asian/Native Hawaiian/Other Pacific Islands	<=10	<=10	<50	Region 3	5.263157895	100
Ogemaw	F	30-39 years	NH Asian/Native Hawaiian/Other Pacific Islands	<=10	<=10	<50	Region 3	16.66666667	50
Ogemaw	F	40-49 years	NH Asian/Native Hawaiian/Other Pacific Islands	<=10	<=10	<50	Region 3	25	100
Ogemaw	F	50-64 years	NH Asian/Native Hawaiian/Other Pacific Islands	<=10	<=10	<50	Region 3	15.38461539	100
Ogemaw	F	65-74 years	NH Asian/Native Hawaiian/Other Pacific Islands	<=10	<=10	<50	Region 3	14.28571429	100
Ogemaw	F	75+ years	NH Asian/Native Hawaiian/Other Pacific Islands	<=10	<=10	<50	Region 3	33.33333333	100
Ogemaw	F	20-29 years	NH Black	<=10	<=10	<50	Region 3	50	100
Ogemaw	F	30-39 years	NH Black	<=10	<=10	<50	Region 3	0	0
Ogemaw	F	50-64 years	NH Black	<=10	<=10	<50	Region 3	33.33333333	50
Ogemaw	F	5-11 years	NH Black	<=10	<=10	<50	Region 3	0	0
Ogemaw	F	65-74 years	NH Black	<=10	<=10	<50	Region 3	200	100
Ogemaw	F	16-19 years	NH Other Race	<=10	<=10	<50	Region 3	14.28571429	100
Ogemaw	F	20-29 years	NH Other Race	<=10	<=10	<50	Region 3	21.42857143	42.85714286
Ogemaw	F	30-39 years	NH Other Race	<=10		12 <50	Region 3	30.76923077	33.33333333
Ogemaw	F	40-49 years	NH Other Race		13	24 <50	Region 3	260	54.16666667
Ogemaw	F	50-64 years	NH Other Race		51	64 <50	Region 3	196.1538462	79.6875
Ogemaw	F	65-74 years	NH Other Race		45	57 <50	Region 3	409.0909091	78.94736842
Ogemaw	F	75+ years	NH Other Race		39	60 <50	Region 3	278.5714286	65
Ogemaw	F	missing	NH Other Race	<=10	<=10				
Ogemaw	F	12-15 years	NH White		32	86	398 Region 3	8.040201005	37.20930233
Ogemaw	F	16-19 years	NH White		39	123	380 Region 3	10.2631579	31.70731707
Ogemaw	F	20-29 years	NH White		81	254	904 Region 3	8.960176991	31.88976378
Ogemaw	F	30-39 years	NH White		115	317	920 Region 3	12.5	36.27760252
Ogemaw	F	40-49 years	NH White		185	376	993 Region 3	18.63041289	49.20212766
Ogemaw	F	50-64 years	NH White		815	1261	2488 Region 3	32.75723473	64.63124504
Ogemaw	F	5-11 years	NH White		16	66	677 Region 3	2.363367799	24.24242424
Ogemaw	F	65-74 years	NH White		840	1059	1546 Region 3	54.33376455	79.32011331
Ogemaw	F	75+ years	NH White		620	771	1198 Region 3	51.75292154	80.4150454
Ogemaw	F	missing	NH White	<=10	<=10				0

Ogemaw	F	under 5 years	NH White	<=10	<=10							50
Ogemaw	F	12-15 years	Unknown	<=10	<=10							0
Ogemaw	F	16-19 years	Unknown	<=10		12					66.6666667	
Ogemaw	F	20-29 years	Unknown		11	36					30.5555556	
Ogemaw	F	30-39 years	Unknown		14	48					29.1666667	
Ogemaw	F	40-49 years	Unknown		29	70					41.4285714	
Ogemaw	F	50-64 years	Unknown		91	193					47.15025907	
Ogemaw	F	5-11 years	Unknown	<=10	<=10							0
Ogemaw	F	65-74 years	Unknown		57	105					54.28571429	
Ogemaw	F	75+ years	Unknown		53	95					55.78947368	
Ogemaw	F	missing	Unknown	<=10	<=10							
Ogemaw	F	under 5 years	Unknown	<=10	<=10							
Ogemaw	M	12-15 years	Hispanic	<=10	<=10	<50	Region 3	4.347826087			16.6666667	
Ogemaw	M	16-19 years	Hispanic	<=10	<=10	<50	Region 3		5			25
Ogemaw	M	20-29 years	Hispanic	<=10	<=10	<50	Region 3	7.894736842				37.5
Ogemaw	M	30-39 years	Hispanic	<=10	<=10	<50	Region 3	13.88888889				55.5555556
Ogemaw	M	40-49 years	Hispanic	<=10	<=10	<50	Region 3	18.51851852				55.5555556
Ogemaw	M	50-64 years	Hispanic		23	38 <50	Region 3	121.0526316				60.52631579
Ogemaw	M	5-11 years	Hispanic	<=10	<=10	<50	Region 3	3.03030303				50
Ogemaw	M	65-74 years	Hispanic		15	18 <50	Region 3	78.94736842				83.33333333
Ogemaw	M	75+ years	Hispanic	<=10	<=10	<50	Region 3	11.11111111				25
Ogemaw	M	12-15 years	NH American Indian/Alaska Native	<=10	<=10	<50	Region 3		0			0
Ogemaw	M	16-19 years	NH American Indian/Alaska Native	<=10	<=10	<50	Region 3		50			50
Ogemaw	M	30-39 years	NH American Indian/Alaska Native	<=10	<=10	<50	Region 3		0			0
Ogemaw	M	40-49 years	NH American Indian/Alaska Native	<=10	<=10	<50	Region 3	11.11111111				100
Ogemaw	M	50-64 years	NH American Indian/Alaska Native	<=10	<=10	<50	Region 3	33.33333333				77.7777778
Ogemaw	M	65-74 years	NH American Indian/Alaska Native	<=10	<=10	<50	Region 3	23.07692308				60
Ogemaw	M	12-15 years	NH Asian/Native Hawaiian/Other Pacific Islands	<=10	<=10	<50	Region 3		50			100
Ogemaw	M	20-29 years	NH Asian/Native Hawaiian/Other Pacific Islands	<=10	<=10	<50	Region 3		20			100
Ogemaw	M	40-49 years	NH Asian/Native Hawaiian/Other Pacific Islands	<=10	<=10	<50	Region 3	13.33333333				100
Ogemaw	M	50-64 years	NH Asian/Native Hawaiian/Other Pacific Islands	<=10	<=10	<50	Region 3	8.33333333				50
Ogemaw	M	65-74 years	NH Asian/Native Hawaiian/Other Pacific Islands	<=10	<=10	<50	Region 3		50			100
Ogemaw	M	75+ years	NH Asian/Native Hawaiian/Other Pacific Islands	<=10	<=10	<50	Region 3					100
Ogemaw	M	12-15 years	NH Black	<=10	<=10	<50	Region 3		100			33.33333333
Ogemaw	M	20-29 years	NH Black	<=10	<=10	<50	Region 3		12.5			50
Ogemaw	M	30-39 years	NH Black	<=10	<=10	<50	Region 3		0			0
Ogemaw	M	40-49 years	NH Black	<=10	<=10	<50	Region 3	33.33333333				50
Ogemaw	M	50-64 years	NH Black	<=10	<=10	<50	Region 3		12.5			33.33333333
Ogemaw	M	5-11 years	NH Black	<=10	<=10	<50	Region 3	16.6666667				50
Ogemaw	M	75+ years	NH Black	<=10	<=10	<50	Region 3		100			100
Ogemaw	M	12-15 years	NH Other Race	<=10	<=10	<50	Region 3	9.090909091				100
Ogemaw	M	16-19 years	NH Other Race	<=10	<=10	<50	Region 3		12.5			50
Ogemaw	M	20-29 years	NH Other Race	<=10	<=10	<50	Region 3	23.52941177				50
Ogemaw	M	30-39 years	NH Other Race	<=10	<=10	13 <50	Region 3	29.41176471				38.46153846
Ogemaw	M	40-49 years	NH Other Race	<=10	<=10	<50	Region 3	44.44444444				40
Ogemaw	M	50-64 years	NH Other Race		21	33 <50	Region 3		150			63.63636364
Ogemaw	M	65-74 years	NH Other Race		35	45 <50	Region 3	269.2307692				77.7777778
Ogemaw	M	75+ years	NH Other Race		31	45 <50	Region 3	281.8181818				68.8888889
Ogemaw	M	missing	NH Other Race	<=10	<=10							
Ogemaw	M	12-15 years	NH White		28	82	441 Region 3	6.349206349				34.14634146
Ogemaw	M	16-19 years	NH White		29	80	409 Region 3	7.090464548				36.25
Ogemaw	M	20-29 years	NH White		74	218	955 Region 3	7.7486911				33.94495413
Ogemaw	M	30-39 years	NH White		107	291	960 Region 3	11.14583333				36.76975945
Ogemaw	M	40-49 years	NH White		151	314	987 Region 3	15.2988851				48.08917198
Ogemaw	M	50-64 years	NH White		667	1111	2415 Region 3	27.61904762				60.0360036
Ogemaw	M	5-11 years	NH White	<=10		54	673 Region 3	1.040118871				12.96296296
Ogemaw	M	65-74 years	NH White		736	979	1510 Region 3	48.74172185				75.17875383
Ogemaw	M	75+ years	NH White		527	680	1084 Region 3	48.61623616				77.5
Ogemaw	M	missing	NH White	<=10	<=10							
Ogemaw	M	under 5 years	NH White	<=10	<=10							0
Ogemaw	M	12-15 years	Unknown	<=10	<=10							25
Ogemaw	M	16-19 years	Unknown	<=10	<=10							20
Ogemaw	M	20-29 years	Unknown	<=10		32						28.125
Ogemaw	M	30-39 years	Unknown	<=10		37						18.91891892
Ogemaw	M	40-49 years	Unknown		14	54						25.92592593
Ogemaw	M	50-64 years	Unknown		81	183						44.26229508
Ogemaw	M	5-11 years	Unknown	<=10	<=10							20
Ogemaw	M	65-74 years	Unknown		71	120						59.1666667
Ogemaw	M	75+ years	Unknown		43	90						47.7777778
Ogemaw	M	missing	Unknown	<=10	<=10							
Ontonagon	F	12-15 years	Hispanic	<=10	<=10	<50	Region 8		50			20
Ontonagon	F	20-29 years	Hispanic	<=10	<=10	<50	Region 8		0			0
Ontonagon	F	30-39 years	Hispanic	<=10	<=10	<50	Region 8	16.6666667				100
Ontonagon	F	40-49 years	Hispanic	<=10	<=10	<50	Region 8	14.28571429				50
Ontonagon	F	12-15 years	NH American Indian/Alaska Native	<=10	<=10	<50	Region 8		0			0
Ontonagon	F	20-29 years	NH American Indian/Alaska Native	<=10	<=10	<50	Region 8		20			50
Ontonagon	F	30-39 years	NH American Indian/Alaska Native	<=10	<=10	<50	Region 8					50
Ontonagon	F	40-49 years	NH American Indian/Alaska Native	<=10	<=10	<50	Region 8		25			50
Ontonagon	F	20-29 years	NH Asian/Native Hawaiian/Other Pacific Islands	<=10	<=10	<50	Region 8		25			50
Ontonagon	F	40-49 years	NH Black	<=10	<=10	<50	Region 8		100			100
Ontonagon	F	20-29 years	NH Other Race	<=10	<=10	<50	Region 8		0			0
Ontonagon	F	30-39 years	NH Other Race	<=10	<=10	<50	Region 8		50			50
Ontonagon	F	40-49 years	NH Other Race	<=10	<=10	<50	Region 8		40			66.6666667
Ontonagon	F	12-15 years	NH White		17	28	92 Region 8	18.47826087				60.71428571
Ontonagon	F	16-19 years	NH White		13	32	86 Region 8	15.11627907				40.625
Ontonagon	F	20-29 years	NH White		27	61	147 Region 8	18.36734694				44.26229508
Ontonagon	F	30-39 years	NH White		46	78	157 Region 8	29.29936306				58.97435897
Ontonagon	F	12-15 years	Unknown	<=10	<=10							0
Ontonagon	F	16-19 years	Unknown	<=10	<=10							50
Ontonagon	F	20-29 years	Unknown	<=10		13						61.53846154
Ontonagon	F	30-39 years	Unknown	<=10		21						33.33333333
Ontonagon	M	12-15 years	Hispanic	<=10	<=10	<50	Region 8		0			0
Ontonagon	M	20-29 years	Hispanic	<=10	<=10	<50	Region 8		100			100
Ontonagon	M	30-39 years	Hispanic	<=10	<=10	<50	Region 8	33.33333333				100

Ontonagon	M	20-29 years	NH American Indian/Alaska Native	<=10	<=10	<50	Region 8	0	0
Ontonagon	M	30-39 years	NH American Indian/Alaska Native	<=10	<=10	<50	Region 8	66.6666667	66.6666667
Ontonagon	M	20-29 years	NH Black	<=10	<=10	<50	Region 8	100	50
Ontonagon	M	30-39 years	NH Black	<=10	<=10	<50	Region 8	66.6666667	100
Ontonagon	M	20-29 years	NH Other Race	<=10	<=10	<50	Region 8	20	50
Ontonagon	M	12-15 years	NH White	<=10		22	107 Region 8	7.476635514	36.36363636
Ontonagon	M	16-19 years	NH White	<=10		25	78 Region 8	11.53846154	36
Ontonagon	M	20-29 years	NH White		26	45	156 Region 8	16.6666667	57.77777778
Ontonagon	M	30-39 years	NH White		29	68	178 Region 8	16.29213483	42.64705882
Ontonagon	M	12-15 years	Unknown	<=10	<=10			33.33333333	
Ontonagon	M	16-19 years	Unknown	<=10	<=10			50	
Ontonagon	M	20-29 years	Unknown	<=10		24		37.5	
Ontonagon	M	30-39 years	Unknown		12	33		36.36363636	
Ontonagon	U	30-39 years	NH White	<=10	<=10			0	
Ontonagon	F	40-49 years	NH White		76	120	233 Region 8	32.61802575	63.33333333
Ontonagon	F	40-49 years	Unknown		14	27		51.85185185	
Ontonagon	M	40-49 years	Hispanic	<=10	<=10	<50	Region 8	11.11111111	50
Ontonagon	M	40-49 years	NH American Indian/Alaska Native	<=10	<=10	<50	Region 8	50	66.6666667
Ontonagon	M	40-49 years	NH Other Race	<=10	<=10	<50	Region 8	150	75
Ontonagon	M	40-49 years	NH White		68	111	246 Region 8	27.64227642	61.26126126
Ontonagon	M	40-49 years	Unknown		31	58		53.44827586	
Ontonagon	F	5-11 years	NH White	<=10		21	105 Region 8	2.857142857	14.28571429
Ontonagon	F	5-11 years	Unknown	<=10	<=10			66.6666667	
Ontonagon	M	5-11 years	NH White	<=10		36	104 Region 8	5.769230769	16.6666667
Ontonagon	M	5-11 years	Unknown	<=10	<=10			33.33333333	
Ontonagon	F	50-64 years	Hispanic	<=10	<=10	<50	Region 8	40	66.6666667
Ontonagon	F	50-64 years	NH American Indian/Alaska Native	<=10		11	<50 Region 8	72.72727273	72.72727273
Ontonagon	F	50-64 years	NH Asian/Native Hawaiian/Other Pacific Islands	<=10	<=10	<50	Region 8	100	100
Ontonagon	F	50-64 years	NH Other Race		12	13	<50 Region 8	109.0909091	92.30769231
Ontonagon	F	50-64 years	NH White		300	394	750 Region 8	40	76.14213198
Ontonagon	F	50-64 years	Unknown		85	145		58.62068966	
Ontonagon	M	50-64 years	Hispanic	<=10	<=10	<50	Region 8	25	100
Ontonagon	M	50-64 years	NH American Indian/Alaska Native	<=10	<=10	<50	Region 8	40	66.6666667
Ontonagon	M	50-64 years	NH Black	<=10	<=10	<50	Region 8	100	100
Ontonagon	M	50-64 years	NH Other Race	<=10	<=10	<50	Region 8	100	33.33333333
Ontonagon	M	50-64 years	NH White		242	338	754 Region 8	32.09549072	71.59763314
Ontonagon	M	50-64 years	Unknown		71	131		54.19847328	
Ontonagon	F	65-74 years	NH American Indian/Alaska Native	<=10	<=10	<50	Region 8	71.42857143	71.42857143
Ontonagon	F	65-74 years	NH Other Race		21	22	<50 Region 8	262.5	95.45454546
Ontonagon	F	65-74 years	NH White		276	329	554 Region 8	49.81949459	83.89057751
Ontonagon	F	65-74 years	Unknown		81	113		71.68141593	
Ontonagon	M	65-74 years	Hispanic	<=10	<=10	<50	Region 8	25	100
Ontonagon	M	65-74 years	NH American Indian/Alaska Native	<=10	<=10	<50	Region 8	40	100
Ontonagon	M	65-74 years	NH Black	<=10	<=10	<50	Region 8	100	100
Ontonagon	M	65-74 years	NH Other Race		21	23	<50 Region 8	525	91.30434783
Ontonagon	M	65-74 years	NH White		269	331	658 Region 8	40.88145897	81.26888218
Ontonagon	M	65-74 years	Unknown		114	155		73.5483871	
Ontonagon	F	75+ years	NH American Indian/Alaska Native	<=10	<=10	<50	Region 8	0	0
Ontonagon	F	75+ years	NH Asian/Native Hawaiian/Other Pacific Islands	<=10	<=10	<50	Region 8	20	100
Ontonagon	F	75+ years	NH Other Race	<=10	<=10	<50	Region 8	100	88.88888889
Ontonagon	F	75+ years	NH White		238	279	441 Region 8	53.96825397	85.3046595
Ontonagon	F	75+ years	Unknown		71	94		75.53191489	
Ontonagon	M	75+ years	NH American Indian/Alaska Native	<=10	<=10	<50	Region 8	57.14285714	100
Ontonagon	M	75+ years	NH Black	<=10	<=10	<50	Region 8	100	100
Ontonagon	M	75+ years	NH Other Race	<=10	<=10	<50	Region 8	800	88.88888889
Ontonagon	M	75+ years	NH White		192	226	428 Region 8	44.85981308	84.95575221
Ontonagon	M	75+ years	Unknown		69	84		82.14285714	
Ontonagon	F	missing	Hispanic	<=10	<=10				
Ontonagon	F	missing	NH White	<=10	<=10				
Ontonagon	F	missing	Unknown	<=10	<=10				
Ontonagon	M	missing	NH White	<=10	<=10				
Ontonagon	M	missing	Unknown	<=10	<=10				
Ontonagon	F	under 5 years	NH White	<=10	<=10				100
Ontonagon	F	under 5 years	Unknown	<=10	<=10				100
Ontonagon	M	under 5 years	NH White	<=10	<=10				0
Ontonagon	M	under 5 years	Unknown	<=10	<=10				0
Osceola	F	12-15 years	Hispanic	<=10	<=10	<50	Region 6	22.72727273	50
Osceola	F	12-15 years	NH Asian/Native Hawaiian/Other Pacific Islands	<=10	<=10	<50	Region 6	0	0
Osceola	F	12-15 years	NH Black	<=10	<=10	<50	Region 6	0	0
Osceola	F	12-15 years	NH Other Race	<=10	<=10	<50	Region 6	4.761904762	100
Osceola	F	12-15 years	NH White		43	113	563 Region 6	7.637655417	38.05309735
Osceola	F	12-15 years	Unknown	<=10	<=10			33.33333333	
Osceola	M	12-15 years	Hispanic	<=10	<=10	<50	Region 6	0	0
Osceola	M	12-15 years	NH Black	<=10	<=10	<50	Region 6	25	100
Osceola	M	12-15 years	NH Other Race	<=10	<=10	<50	Region 6	4.545454546	100
Osceola	M	12-15 years	NH White		43	117	634 Region 6	6.782334385	36.75213675
Osceola	M	12-15 years	Unknown	<=10	<=10			40	
Osceola	F	16-19 years	Hispanic	<=10	<=10	<50	Region 6	13.04347826	100
Osceola	F	16-19 years	NH American Indian/Alaska Native	<=10	<=10	<50	Region 6	0	0
Osceola	F	16-19 years	NH Black	<=10	<=10	<50	Region 6	20	33.33333333
Osceola	F	16-19 years	NH Other Race	<=10	<=10	<50	Region 6	9.090909091	20
Osceola	F	16-19 years	NH White		61	171	496 Region 6	12.2983871	35.67251462
Osceola	F	16-19 years	Unknown	<=10		12		50	
Osceola	M	16-19 years	Hispanic	<=10	<=10	<50	Region 6	0	0
Osceola	M	16-19 years	NH American Indian/Alaska Native	<=10	<=10	<50	Region 6	16.6666667	50
Osceola	M	16-19 years	NH Asian/Native Hawaiian/Other Pacific Islands	<=10	<=10	<50	Region 6	11.11111111	50
Osceola	M	16-19 years	NH Black	<=10	<=10	<50	Region 6	0	0
Osceola	M	16-19 years	NH Other Race	<=10	<=10	<50	Region 6	0	0
Osceola	M	16-19 years	NH White		50	134	569 Region 6	8.787346221	37.31343284
Osceola	M	16-19 years	Unknown	<=10		21		23.80952381	
Osceola	F	20-29 years	Hispanic	<=10	<=10	<50	Region 6	4.255319149	22.22222222
Osceola	F	20-29 years	NH American Indian/Alaska Native	<=10	<=10	<50	Region 6	8.333333333	50
Osceola	F	20-29 years	NH Asian/Native Hawaiian/Other Pacific Islands	<=10	<=10	<50	Region 6	0	0
Osceola	F	20-29 years	NH Black	<=10	<=10	<50	Region 6	13.33333333	40

Osceola	F	20-29 years	NH Other Race	<=10	<=10	<50	Region 6	5.55555556	25
Osceola	F	20-29 years	NH White		133	345	1135 Region 6	11.71806167	38.55072464
Osceola	F	20-29 years	Unknown		15	44			34.09090909
Osceola	M	20-29 years	Hispanic	<=10	<=10		55 Region 6	1.818181818	12.5
Osceola	M	20-29 years	NH American Indian/Alaska Native	<=10	<=10	<50	Region 6	7.142857143	100
Osceola	M	20-29 years	NH Black	<=10	<=10	<50	Region 6	7.692307692	33.33333333
Osceola	M	20-29 years	NH Other Race	<=10	<=10	<50	Region 6	7.142857143	50
Osceola	M	20-29 years	NH White		75	249	1186 Region 6	6.323777403	30.12048193
Osceola	M	20-29 years	Unknown		12	33			36.36363636
Osceola	F	30-39 years	Hispanic	<=10	<=10	<50	Region 6	16.12903226	50
Osceola	F	30-39 years	NH American Indian/Alaska Native	<=10	<=10	<50	Region 6	10	33.33333333
Osceola	F	30-39 years	NH Asian/Native Hawaiian/Other Pacific Islands	<=10	<=10	<50	Region 6	25	66.66666667
Osceola	F	30-39 years	NH Black	<=10	<=10	<50	Region 6	0	0
Osceola	F	30-39 years	NH Other Race	<=10	<=10	11 <50	Region 6	41.66666667	45.45454546
Osceola	F	30-39 years	NH White		158	377	1178 Region 6	13.41256367	41.90981432
Osceola	F	30-39 years	Unknown		20	53			37.73584906
Osceola	M	30-39 years	Hispanic	<=10	<=10	<50	Region 6	15.38461539	44.44444444
Osceola	M	30-39 years	NH American Indian/Alaska Native	<=10	<=10	<50	Region 6	0	0
Osceola	M	30-39 years	NH Asian/Native Hawaiian/Other Pacific Islands	<=10	<=10	<50	Region 6	0	0
Osceola	M	30-39 years	NH Black	<=10	<=10	<50	Region 6	10	50
Osceola	M	30-39 years	NH Other Race	<=10	<=10	<50	Region 6	28.57142857	57.14285714
Osceola	M	30-39 years	NH White		115	305	1152 Region 6	9.982638889	37.70491803
Osceola	M	30-39 years	Unknown		14	35			40
Osceola	F	40-49 years	Hispanic	<=10	<=10	<50	Region 6	22.22222222	66.66666667
Osceola	F	40-49 years	NH American Indian/Alaska Native	<=10	<=10	<50	Region 6	40	40
Osceola	F	40-49 years	NH Asian/Native Hawaiian/Other Pacific Islands	<=10	<=10	<50	Region 6	40	100
Osceola	F	40-49 years	NH Black	<=10	<=10	<50	Region 6	14.28571429	100
Osceola	F	40-49 years	NH Other Race	<=10	<=10	<50	Region 6	41.66666667	62.5
Osceola	F	40-49 years	NH White		249	489	1211 Region 6	20.56151941	50.9202454
Osceola	F	40-49 years	Unknown		23	47			48.93617021
Osceola	M	40-49 years	Hispanic	<=10	<=10	<50	Region 6	14.28571429	44.44444444
Osceola	M	40-49 years	NH American Indian/Alaska Native	<=10	<=10	<50	Region 6	16.66666667	33.33333333
Osceola	M	40-49 years	NH Black	<=10	<=10	<50	Region 6	11.11111111	50
Osceola	M	40-49 years	NH Other Race	<=10	<=10	13 <50	Region 6	31.25	38.46153846
Osceola	M	40-49 years	NH White		172	381	1203 Region 6	14.29758936	45.14435696
Osceola	M	40-49 years	Unknown		18	73			24.65753425
Osceola	F	5-11 years	Hispanic	<=10	<=10	<50	Region 6	2.5	20
Osceola	F	5-11 years	NH Asian/Native Hawaiian/Other Pacific Islands	<=10	<=10	<50	Region 6	0	0
Osceola	F	5-11 years	NH Black	<=10	<=10	<50	Region 6	14.28571429	100
Osceola	F	5-11 years	NH White		14	80	821 Region 6	1.705237515	17.5
Osceola	F	5-11 years	Unknown	<=10	<=10				0
Osceola	M	5-11 years	Hispanic	<=10	<=10	<50	Region 6	4.545454546	40
Osceola	M	5-11 years	NH Asian/Native Hawaiian/Other Pacific Islands	<=10	<=10	<50	Region 6	0	0
Osceola	M	5-11 years	NH Black	<=10	<=10	<50	Region 6	0	0
Osceola	M	5-11 years	NH White		24	93	914 Region 6	2.625820569	25.80645161
Osceola	M	5-11 years	Unknown	<=10	<=10				25
Osceola	F	50-64 years	Hispanic	<=10	<=10	14 <50	Region 6	75	64.28571429
Osceola	F	50-64 years	NH American Indian/Alaska Native	<=10	<=10	<50	Region 6	27.77777778	71.42857143
Osceola	F	50-64 years	NH Asian/Native Hawaiian/Other Pacific Islands	<=10	<=10	<50	Region 6	0	0
Osceola	F	50-64 years	NH Black	<=10	<=10	<50	Region 6	40	66.66666667
Osceola	F	50-64 years	NH Other Race		31	46 <50	Region 6	124	67.39130435
Osceola	F	50-64 years	NH White		904	1289	2445 Region 6	36.97341513	70.13188518
Osceola	F	50-64 years	Unknown		93	168			55.35714286
Osceola	M	50-64 years	Hispanic	<=10	<=10	19 <50	Region 6	30.43478261	36.84210526
Osceola	M	50-64 years	NH American Indian/Alaska Native	<=10	<=10	11 <50	Region 6	50	72.72727273
Osceola	M	50-64 years	NH Asian/Native Hawaiian/Other Pacific Islands	<=10	<=10	<50	Region 6	33.33333333	50
Osceola	M	50-64 years	NH Black	<=10	<=10	<50	Region 6	41.66666667	50
Osceola	M	50-64 years	NH Other Race		30	39 <50	Region 6	100	76.92307692
Osceola	M	50-64 years	NH White		787	1185	2514 Region 6	31.30469372	66.41350211
Osceola	M	50-64 years	Unknown		70	144			48.61111111
Osceola	U	50-64 years	NH White	<=10	<=10				0
Osceola	F	65-74 years	Hispanic	<=10	<=10	<50	Region 6	66.66666667	75
Osceola	F	65-74 years	NH American Indian/Alaska Native	<=10	<=10	<50	Region 6	22.22222222	50
Osceola	F	65-74 years	NH Asian/Native Hawaiian/Other Pacific Islands	<=10	<=10	<50	Region 6	50	100
Osceola	F	65-74 years	NH Other Race		48	54 <50	Region 6	400	88.88888889
Osceola	F	65-74 years	NH White		745	919	1464 Region 6	50.88797814	81.0663765
Osceola	F	65-74 years	Unknown		94	134			70.14925373
Osceola	M	65-74 years	Hispanic	<=10	<=10	<50	Region 6	36.36363636	80
Osceola	M	65-74 years	NH American Indian/Alaska Native	<=10	<=10	<50	Region 6	14.28571429	50
Osceola	M	65-74 years	NH Asian/Native Hawaiian/Other Pacific Islands	<=10	<=10	<50	Region 6	50	100
Osceola	M	65-74 years	NH Black	<=10	<=10	<50	Region 6	33.33333333	100
Osceola	M	65-74 years	NH Other Race		34	44 <50	Region 6	188.8888889	77.27272727
Osceola	M	65-74 years	NH White		705	847	1391 Region 6	50.6829619	83.23494687
Osceola	M	65-74 years	Unknown		95	143			66.43356643
Osceola	F	75+ years	Hispanic	<=10	<=10	<50	Region 6	25	75
Osceola	F	75+ years	NH American Indian/Alaska Native	<=10	<=10	<50	Region 6	100	100
Osceola	F	75+ years	NH Black	<=10	<=10	<50	Region 6	33.33333333	50
Osceola	F	75+ years	NH Other Race		33	42 <50	Region 6	300	78.57142857
Osceola	F	75+ years	NH White		538	661	1124 Region 6	47.86476868	81.39183056
Osceola	F	75+ years	Unknown		101	151			66.88741722
Osceola	M	75+ years	Hispanic	<=10	<=10	<50	Region 6	38.46153846	100
Osceola	M	75+ years	NH Black	<=10	<=10	<50	Region 6	50	50
Osceola	M	75+ years	NH Other Race		25	28 <50	Region 6	250	89.28571429
Osceola	M	75+ years	NH White		458	552	940 Region 6	48.72340426	82.97101449
Osceola	M	75+ years	Unknown		86	125			68.8
Osceola	F	missing	NH Other Race	<=10	<=10				
Osceola	F	missing	NH White	<=10	<=10				
Osceola	F	missing	Unknown	<=10	<=10				
Osceola	M	missing	Hispanic	<=10	<=10				
Osceola	M	missing	NH Other Race	<=10	<=10				
Osceola	M	missing	NH White	<=10	<=10				
Osceola	M	missing	Unknown	<=10	<=10				
Osceola	F	under 5 years	NH White	<=10	<=10				0
Osceola	M	under 5 years	NH White	<=10	<=10				

Oscoda	F	12-15 years	Hispanic	<=10	<=10	<50	Region 3	0	0
Oscoda	F	12-15 years	NH White	<=10		23	166 Region 3	4.819277108	34.7826087
Oscoda	M	12-15 years	Hispanic	<=10	<=10	<50	Region 3	22.22222222	100
Oscoda	M	12-15 years	NH Black	<=10	<=10	<50	Region 3	50	100
Oscoda	M	12-15 years	NH White		12	23	172 Region 3	6.976744186	52.17391304
Oscoda	M	12-15 years	Unknown	<=10	<=10				0
Oscoda	F	16-19 years	Hispanic	<=10	<=10	<50	Region 3	0	0
Oscoda	F	16-19 years	NH American Indian/Alaska Native	<=10	<=10	<50	Region 3		100
Oscoda	F	16-19 years	NH Black	<=10	<=10	<50	Region 3	100	100
Oscoda	F	16-19 years	NH Other Race	<=10	<=10	<50	Region 3	25	100
Oscoda	F	16-19 years	NH White	<=10		22	125 Region 3	4	22.72727273
Oscoda	F	16-19 years	Unknown	<=10	<=10				75
Oscoda	M	16-19 years	Hispanic	<=10	<=10	<50	Region 3	50	100
Oscoda	M	16-19 years	NH White		11	26	182 Region 3	6.043956044	42.30769231
Oscoda	M	16-19 years	Unknown	<=10	<=10				25
Oscoda	F	20-29 years	Hispanic	<=10	<=10	<50	Region 3	0	0
Oscoda	F	20-29 years	NH American Indian/Alaska Native	<=10	<=10	<50	Region 3		0
Oscoda	F	20-29 years	NH Black	<=10	<=10	<50	Region 3	0	0
Oscoda	F	20-29 years	NH White		23	67	345 Region 3	6.666666667	34.32835821
Oscoda	F	20-29 years	Unknown	<=10	<=10				40
Oscoda	M	20-29 years	Hispanic	<=10	<=10	<50	Region 3	12.5	100
Oscoda	M	20-29 years	NH Black	<=10	<=10	<50	Region 3	100	50
Oscoda	M	20-29 years	NH Other Race	<=10	<=10	<50	Region 3	12.5	100
Oscoda	M	20-29 years	NH White		13	49	345 Region 3	3.768115942	26.53061225
Oscoda	M	20-29 years	Unknown	<=10	<=10				12.5
Oscoda	F	30-39 years	Hispanic	<=10	<=10	<50	Region 3	8.333333333	33.33333333
Oscoda	F	30-39 years	NH American Indian/Alaska Native	<=10	<=10	<50	Region 3	0	0
Oscoda	F	30-39 years	NH Other Race	<=10	<=10	<50	Region 3	50	60
Oscoda	F	30-39 years	NH White		28	85	355 Region 3	7.887323944	32.94117647
Oscoda	F	30-39 years	Unknown	<=10	<=10				30
Oscoda	M	30-39 years	Hispanic	<=10	<=10	<50	Region 3	11.76470588	50
Oscoda	M	30-39 years	NH Other Race	<=10	<=10	<50	Region 3	16.66666667	33.33333333
Oscoda	M	30-39 years	NH White		32	88	337 Region 3	9.495548961	36.36363636
Oscoda	M	30-39 years	Unknown	<=10	<=10	13			30.76923077
Oscoda	U	30-39 years	NH White	<=10	<=10				100
Oscoda	F	40-49 years	Hispanic	<=10	<=10	<50	Region 3	33.33333333	50
Oscoda	F	40-49 years	NH American Indian/Alaska Native	<=10	<=10	<50	Region 3	20	100
Oscoda	F	40-49 years	NH Asian/Native Hawaiian/Other Pacific Islands	<=10	<=10	<50	Region 3	100	100
Oscoda	F	40-49 years	NH Other Race	<=10	<=10	<50	Region 3	50	33.33333333
Oscoda	F	40-49 years	NH White		55	107	311 Region 3	17.68488746	51.40186916
Oscoda	F	40-49 years	Unknown	<=10	<=10	16			25
Oscoda	M	40-49 years	Hispanic	<=10	<=10	<50	Region 3	6.666666667	100
Oscoda	M	40-49 years	NH American Indian/Alaska Native	<=10	<=10	<50	Region 3	0	0
Oscoda	M	40-49 years	NH Other Race	<=10	<=10	<50	Region 3	20	33.33333333
Oscoda	M	40-49 years	NH White		45	88	315 Region 3	14.28571429	51.13636364
Oscoda	M	40-49 years	Unknown	<=10	<=10	19			26.31578947
Oscoda	U	40-49 years	Unknown	<=10	<=10				0
Oscoda	F	5-11 years	NH White	<=10	<=10		257 Region 3	0.389105058	10
Oscoda	F	5-11 years	Unknown	<=10	<=10				0
Oscoda	M	5-11 years	NH White	<=10	<=10		319 Region 3	0.313479624	14.28571429
Oscoda	F	50-64 years	Hispanic		13	19	<50 Region 3	118.1818182	68.42105263
Oscoda	F	50-64 years	NH American Indian/Alaska Native	<=10	<=10	<50	Region 3	12.5	100
Oscoda	F	50-64 years	NH Asian/Native Hawaiian/Other Pacific Islands	<=10	<=10	<50	Region 3	100	50
Oscoda	F	50-64 years	NH Black	<=10	<=10	<50	Region 3	0	0
Oscoda	F	50-64 years	NH Other Race		21	34	<50 Region 3	262.5	61.76470588
Oscoda	F	50-64 years	NH White		319	477	1000 Region 3	31.9	66.87631027
Oscoda	F	50-64 years	Unknown		33	73			45.20547945
Oscoda	M	50-64 years	Hispanic		19	22	<50 Region 3	211.1111111	86.36363636
Oscoda	M	50-64 years	NH American Indian/Alaska Native	<=10	<=10	<50	Region 3	15.38461539	100
Oscoda	M	50-64 years	NH Black	<=10	<=10	<50	Region 3	16.66666667	50
Oscoda	M	50-64 years	NH Other Race		14	21	<50 Region 3	127.2727273	66.66666667
Oscoda	M	50-64 years	NH White		305	470	998 Region 3	30.56112224	64.89361702
Oscoda	M	50-64 years	Unknown		21	49			42.85714286
Oscoda	F	65-74 years	Hispanic	<=10	<=10	<50	Region 3	100	87.5
Oscoda	F	65-74 years	NH American Indian/Alaska Native	<=10	<=10	<50	Region 3	25	100
Oscoda	F	65-74 years	NH Other Race	<=10		22	<50 Region 3	160	36.36363636
Oscoda	F	65-74 years	NH White		325	424	615 Region 3	52.84552846	76.6509434
Oscoda	F	65-74 years	Unknown	<=10	<=10	24			41.66666667
Oscoda	M	65-74 years	Hispanic	<=10	<=10	12	<50 Region 3	300	75
Oscoda	M	65-74 years	NH American Indian/Alaska Native	<=10	<=10	<50	Region 3	37.5	100
Oscoda	M	65-74 years	NH Asian/Native Hawaiian/Other Pacific Islands	<=10	<=10	<50	Region 3		100
Oscoda	M	65-74 years	NH Black	<=10	<=10	<50	Region 3	100	100
Oscoda	M	65-74 years	NH Other Race		15	21	<50 Region 3	214.2857143	71.42857143
Oscoda	M	65-74 years	NH White		346	460	691 Region 3	50.0723589	75.2173913
Oscoda	M	65-74 years	Unknown		15	36			41.66666667
Oscoda	F	75+ years	Hispanic	<=10	<=10	<50	Region 3	50	33.33333333
Oscoda	F	75+ years	NH Asian/Native Hawaiian/Other Pacific Islands	<=10	<=10	<50	Region 3	25	100
Oscoda	F	75+ years	NH Other Race		14	26	<50 Region 3	350	53.84615385
Oscoda	F	75+ years	NH White		244	314	456 Region 3	53.50877193	77.70700637
Oscoda	F	75+ years	Unknown		21	35			60
Oscoda	M	75+ years	Hispanic	<=10	<=10	<50	Region 3	66.66666667	66.66666667
Oscoda	M	75+ years	NH American Indian/Alaska Native	<=10	<=10	<50	Region 3		0
Oscoda	M	75+ years	NH Asian/Native Hawaiian/Other Pacific Islands	<=10	<=10	<50	Region 3		100
Oscoda	M	75+ years	NH Other Race		16	25	<50 Region 3	400	64
Oscoda	M	75+ years	NH White		191	255	454 Region 3	42.07048458	74.90196078
Oscoda	M	75+ years	Unknown		24	48			50
Oscoda	U	75+ years	NH White	<=10	<=10				100
Oscoda	F	missing	NH White	<=10	<=10				
Oscoda	F	missing	Unknown	<=10	<=10				
Oscoda	M	missing	NH Other Race	<=10	<=10				
Oscoda	M	missing	NH White	<=10	<=10				
Oscoda	M	missing	Unknown	<=10	<=10				
Oscoda	M	under 5 years	NH White	<=10	<=10				
Otsego	F	12-15 years	Hispanic	<=10	<=10	<50	Region 7	7.407407407	28.57142857

Otsego	F	12-15 years	NH American Indian/Alaska Native	<=10	<=10	<50	Region 7	20	100
Otsego	F	12-15 years	NH Black	<=10	<=10	<50	Region 7	0	0
Otsego	F	12-15 years	NH Other Race	<=10	<=10	<50	Region 7	0	0
Otsego	F	12-15 years	NH White		67	212	531 Region 7	12.61770245	31.60377359
Otsego	F	12-15 years	Unknown	<=10	<=10				71.42857143
Otsego	M	12-15 years	Hispanic	<=10	<=10	<50	Region 7	25	50
Otsego	M	12-15 years	NH American Indian/Alaska Native	<=10	<=10	<50	Region 7	25	66.66666667
Otsego	M	12-15 years	NH Black	<=10	<=10	<50	Region 7	25	20
Otsego	M	12-15 years	NH Other Race	<=10	<=10	<50	Region 7	4.166666667	100
Otsego	M	12-15 years	NH White		55	177	538 Region 7	10.22304833	31.07344633
Otsego	M	12-15 years	Unknown	<=10	<=10				40
Otsego	F	16-19 years	Hispanic	<=10	<=10	<50	Region 7	13.33333333	28.57142857
Otsego	F	16-19 years	NH American Indian/Alaska Native	<=10	<=10	<50	Region 7	0	0
Otsego	F	16-19 years	NH Asian/Native Hawaiian/Other Pacific Islands	<=10	<=10	<50	Region 7	66.66666667	100
Otsego	F	16-19 years	NH Black	<=10	<=10	<50	Region 7	20	50
Otsego	F	16-19 years	NH Other Race	<=10	<=10	<50	Region 7	6.666666667	100
Otsego	F	16-19 years	NH White		125	242	521 Region 7	23.99232246	51.65289256
Otsego	F	16-19 years	Unknown	<=10	<=10			20	40
Otsego	M	16-19 years	Hispanic	<=10	<=10	<50	Region 7	0	0
Otsego	M	16-19 years	NH American Indian/Alaska Native	<=10	<=10	<50	Region 7	0	0
Otsego	M	16-19 years	NH Asian/Native Hawaiian/Other Pacific Islands	<=10	<=10	<50	Region 7	50	50
Otsego	M	16-19 years	NH Black	<=10	<=10	<50	Region 7	0	0
Otsego	M	16-19 years	NH Other Race	<=10	<=10	<50	Region 7	9.523809524	33.33333333
Otsego	M	16-19 years	NH White		77	216	564 Region 7	13.65248227	35.64814815
Otsego	M	16-19 years	Unknown	<=10	<=10				40
Otsego	F	20-29 years	Hispanic	<=10	<=10	16 <50	Region 7	14.58333333	43.75
Otsego	F	20-29 years	NH American Indian/Alaska Native	<=10	<=10	<50	Region 7	27.27272727	37.5
Otsego	F	20-29 years	NH Asian/Native Hawaiian/Other Pacific Islands	<=10	<=10	<50	Region 7	10.52631579	100
Otsego	F	20-29 years	NH Black	<=10	<=10	<50	Region 7	27.27272727	75
Otsego	F	20-29 years	NH Other Race	<=10	<=10	20 <50	Region 7	29.03225807	45
Otsego	F	20-29 years	NH White		178	470	1265 Region 7	14.07114625	37.87234043
Otsego	F	20-29 years	Unknown		22	73			30.1369863
Otsego	M	20-29 years	Hispanic	<=10	<=10	16 <50	Region 7	18.18181818	25
Otsego	M	20-29 years	NH American Indian/Alaska Native	<=10	<=10	<50	Region 7	20	37.5
Otsego	M	20-29 years	NH Asian/Native Hawaiian/Other Pacific Islands	<=10	<=10	<50	Region 7	27.27272727	50
Otsego	M	20-29 years	NH Black	<=10	<=10	<50	Region 7	4.545454546	25
Otsego	M	20-29 years	NH Other Race	<=10	<=10	<50	Region 7	12.82051282	55.55555556
Otsego	M	20-29 years	NH White		132	428	1289 Region 7	10.24049651	30.8411215
Otsego	M	20-29 years	Unknown		18	72			25
Otsego	U	20-29 years	NH Other Race	<=10	<=10				100
Otsego	F	30-39 years	Hispanic	<=10	<=10	<50	Region 7	7.692307692	50
Otsego	F	30-39 years	NH American Indian/Alaska Native	<=10	<=10	<50	Region 7	30	50
Otsego	F	30-39 years	NH Asian/Native Hawaiian/Other Pacific Islands	<=10	<=10	<50	Region 7	0	0
Otsego	F	30-39 years	NH Black	<=10	<=10	<50	Region 7	25	25
Otsego	F	30-39 years	NH Other Race	<=10	<=10	12 <50	Region 7	26.92307692	58.33333333
Otsego	F	30-39 years	NH White		269	602	1245 Region 7	21.6064257	44.68438538
Otsego	F	30-39 years	Unknown		16	66			24.24242424
Otsego	M	30-39 years	Hispanic	<=10	<=10	20 <50	Region 7	25	40
Otsego	M	30-39 years	NH American Indian/Alaska Native	<=10	<=10	<50	Region 7	11.11111111	40
Otsego	M	30-39 years	NH Asian/Native Hawaiian/Other Pacific Islands	<=10	<=10	<50	Region 7	25	40
Otsego	M	30-39 years	NH Black	<=10	<=10	<50	Region 7	11.11111111	25
Otsego	M	30-39 years	NH Other Race	<=10	<=10	24 <50	Region 7	43.47826087	41.66666667
Otsego	M	30-39 years	NH White		234	518	1252 Region 7	18.69009585	45.17374517
Otsego	M	30-39 years	Unknown		18	91			19.78021978
Otsego	F	40-49 years	Hispanic	<=10	<=10	11 <50	Region 7	12.5	36.36363636
Otsego	F	40-49 years	NH American Indian/Alaska Native	<=10	<=10	<50	Region 7	18.75	60
Otsego	F	40-49 years	NH Asian/Native Hawaiian/Other Pacific Islands	<=10	<=10	<50	Region 7	75	85.71428571
Otsego	F	40-49 years	NH Black	<=10	<=10	<50	Region 7	20	33.33333333
Otsego	F	40-49 years	NH Other Race	<=10	<=10	12 <50	Region 7	44.44444444	66.66666667
Otsego	F	40-49 years	NH White		394	712	1284 Region 7	30.68535826	55.33707865
Otsego	F	40-49 years	Unknown		43	95			45.2631579
Otsego	M	40-49 years	Hispanic	<=10	<=10	<50	Region 7	7.142857143	10
Otsego	M	40-49 years	NH American Indian/Alaska Native	<=10	<=10	<50	Region 7	40	50
Otsego	M	40-49 years	NH Asian/Native Hawaiian/Other Pacific Islands	<=10	<=10	<50	Region 7	33.33333333	80
Otsego	M	40-49 years	NH Black	<=10	<=10	<50	Region 7	66.66666667	33.33333333
Otsego	M	40-49 years	NH Other Race	<=10	<=10	18 <50	Region 7	42.10526316	44.44444444
Otsego	M	40-49 years	NH White		309	567	1245 Region 7	24.81927711	54.4973545
Otsego	M	40-49 years	Unknown		24	63			38.0952381
Otsego	F	5-11 years	Hispanic	<=10	<=10	<50	Region 7	0	0
Otsego	F	5-11 years	NH Asian/Native Hawaiian/Other Pacific Islands	<=10	<=10	<50	Region 7	0	0
Otsego	F	5-11 years	NH Black	<=10	<=10	<50	Region 7	0	0
Otsego	F	5-11 years	NH Other Race	<=10	<=10	<50	Region 7	0	0
Otsego	F	5-11 years	NH White		37	137	844 Region 7	4.383886256	27.00729927
Otsego	F	5-11 years	Unknown	<=10	<=10				0
Otsego	M	5-11 years	Hispanic	<=10	<=10	<50	Region 7	0	0
Otsego	M	5-11 years	NH Black	<=10	<=10	<50	Region 7	0	0
Otsego	M	5-11 years	NH Other Race	<=10	<=10	<50	Region 7	0	0
Otsego	M	5-11 years	NH White		37	153	971 Region 7	3.810504634	24.18300654
Otsego	M	5-11 years	Unknown	<=10	<=10				100
Otsego	F	50-64 years	Hispanic		21	29 <50	Region 7	63.63636364	72.4137931
Otsego	F	50-64 years	NH American Indian/Alaska Native	<=10	<=10	<50	Region 7	21.05263158	44.44444444
Otsego	F	50-64 years	NH Asian/Native Hawaiian/Other Pacific Islands	<=10	<=10	<50	Region 7	33.33333333	71.42857143
Otsego	F	50-64 years	NH Black	<=10	<=10	<50	Region 7	33.33333333	37.5
Otsego	F	50-64 years	NH Other Race		42	53 <50	Region 7	221.0526316	79.24528302
Otsego	F	50-64 years	NH White		1169	1740	2637 Region 7	44.3306788	67.18390805
Otsego	F	50-64 years	Unknown		90	187			48.12834225
Otsego	M	50-64 years	Hispanic	<=10	<=10	14 <50	Region 7	32	57.14285714
Otsego	M	50-64 years	NH American Indian/Alaska Native	<=10	<=10	<50	Region 7	12.5	42.85714286
Otsego	M	50-64 years	NH Asian/Native Hawaiian/Other Pacific Islands	<=10	<=10	<50	Region 7	71.42857143	83.33333333
Otsego	M	50-64 years	NH Black	<=10	<=10	<50	Region 7	18.18181818	44.44444444
Otsego	M	50-64 years	NH Other Race		30	42 <50	Region 7	150	71.42857143
Otsego	M	50-64 years	NH White		1055	1616	2676 Region 7	39.4245142	65.28465347
Otsego	M	50-64 years	Unknown		63	167			37.7245509
Otsego	U	50-64 years	NH White	<=10	<=10				75

Otsego	F	65-74 years	Hispanic		14	15	<50	Region 7	175	93.33333333
Otsego	F	65-74 years	NH American Indian/Alaska Native	<=10	<=10	<50		Region 7	42.85714286	75
Otsego	F	65-74 years	NH Asian/Native Hawaiian/Other Pacific Islands	<=10	<=10	<50		Region 7	57.14285714	100
Otsego	F	65-74 years	NH Other Race		37	46	<50	Region 7	528.5714286	80.43478261
Otsego	F	65-74 years	NH White	1031	1269	1593		Region 7	64.72065286	81.24507486
Otsego	F	65-74 years	Unknown		32	69				46.37681159
Otsego	M	65-74 years	Hispanic	<=10		12	<50	Region 7	112.5	75
Otsego	M	65-74 years	NH American Indian/Alaska Native	<=10	<=10	<50		Region 7	33.33333333	100
Otsego	M	65-74 years	NH Asian/Native Hawaiian/Other Pacific Islands	<=10	<=10	<50		Region 7	25	33.33333333
Otsego	M	65-74 years	NH Black	<=10	<=10	<50		Region 7	20	100
Otsego	M	65-74 years	NH Other Race		25	37	<50	Region 7	500	67.56756757
Otsego	M	65-74 years	NH White	955	1196	1539		Region 7	62.05328135	79.84949833
Otsego	M	65-74 years	Unknown		40	72				55.55555556
Otsego	F	75+ years	Hispanic	<=10	<=10	<50		Region 7	45.45454546	83.33333333
Otsego	F	75+ years	NH American Indian/Alaska Native	<=10	<=10	<50		Region 7	0	0
Otsego	F	75+ years	NH Asian/Native Hawaiian/Other Pacific Islands	<=10	<=10	<50		Region 7	12.5	100
Otsego	F	75+ years	NH Other Race		31	45	<50	Region 7	344.4444444	68.88888889
Otsego	F	75+ years	NH White	727	889	1167		Region 7	62.29648672	81.77727784
Otsego	F	75+ years	Unknown		48	83				57.8313253
Otsego	M	75+ years	Hispanic	<=10	<=10	<50		Region 7	16.66666667	50
Otsego	M	75+ years	NH American Indian/Alaska Native	<=10	<=10	<50		Region 7	10	50
Otsego	M	75+ years	NH Asian/Native Hawaiian/Other Pacific Islands	<=10	<=10	<50		Region 7	25	100
Otsego	M	75+ years	NH Black	<=10	<=10	<50		Region 7	33.33333333	66.66666667
Otsego	M	75+ years	NH Other Race		28	37	<50	Region 7	466.6666667	75.67567568
Otsego	M	75+ years	NH White	542	656	927		Region 7	58.46817692	82.62195122
Otsego	M	75+ years	Unknown		26	60				43.33333333
Otsego	F	missing	Hispanic	<=10	<=10					
Otsego	F	missing	NH Other Race	<=10	<=10					
Otsego	F	missing	NH White	<=10	<=10					
Otsego	F	missing	Unknown	<=10	<=10					
Otsego	M	missing	Hispanic	<=10	<=10					
Otsego	M	missing	NH Black	<=10	<=10					
Otsego	M	missing	NH Other Race	<=10	<=10					
Otsego	M	missing	NH White	<=10	<=10					
Otsego	M	missing	Unknown	<=10	<=10					
Otsego	F	under 5 years	NH White	<=10	<=10					0
Otsego	F	under 5 years	Unknown	<=10	<=10					0
Otsego	M	under 5 years	NH Black	<=10	<=10					
Otsego	M	under 5 years	NH White	<=10	<=10					66.66666667
Otsego	M	under 5 years	Unknown	<=10	<=10					
Ottawa	F	12-15 years	Hispanic		333	688	1171	Region 6	28.43723313	48.40116279
Ottawa	F	12-15 years	NH American Indian/Alaska Native	<=10	<=10	<50		Region 6	0	0
Ottawa	F	12-15 years	NH Asian/Native Hawaiian/Other Pacific Islands		59	123	291	Region 6	20.27491409	47.96747968
Ottawa	F	12-15 years	NH Black		35	79	160	Region 6	21.875	44.30379747
Ottawa	F	12-15 years	NH Other Race		38	72	277	Region 6	13.71841155	52.77777778
Ottawa	F	12-15 years	NH White	1511	3094	6063		Region 6	24.92165595	48.83645766
Ottawa	F	12-15 years	Unknown		70	158				44.30379747
Ottawa	M	12-15 years	Hispanic		298	687	1245	Region 6	23.93574297	43.37700146
Ottawa	M	12-15 years	NH American Indian/Alaska Native	<=10		12	<50	Region 6	31.81818182	58.33333333
Ottawa	M	12-15 years	NH Asian/Native Hawaiian/Other Pacific Islands		51	110	233	Region 6	21.88841202	46.36363636
Ottawa	M	12-15 years	NH Black		27	84	167	Region 6	16.16766467	32.14285714
Ottawa	M	12-15 years	NH Other Race		35	63	284	Region 6	12.32394366	55.55555556
Ottawa	M	12-15 years	NH White	1405	3132	6312		Region 6	22.25918885	44.85951469
Ottawa	M	12-15 years	Unknown		64	162				39.50617284
Ottawa	U	12-15 years	Hispanic	<=10	<=10					100
Ottawa	U	12-15 years	Unknown	<=10	<=10					0
Ottawa	F	16-19 years	Hispanic		317	672	1207	Region 6	26.26346313	47.17261905
Ottawa	F	16-19 years	NH American Indian/Alaska Native	<=10		15	<50	Region 6	40.90909091	60
Ottawa	F	16-19 years	NH Asian/Native Hawaiian/Other Pacific Islands		110	178	353	Region 6	31.16147309	61.79775281
Ottawa	F	16-19 years	NH Black		60	121	250	Region 6	24	49.5867686
Ottawa	F	16-19 years	NH Other Race		131	224	281	Region 6	46.61921708	58.48214286
Ottawa	F	16-19 years	NH White	2247	3865	8180		Region 6	27.46943765	58.13712807
Ottawa	F	16-19 years	Unknown		223	500				44.6
Ottawa	M	16-19 years	Hispanic		206	583	1321	Region 6	15.59424678	35.33447684
Ottawa	M	16-19 years	NH American Indian/Alaska Native	<=10		17	<50	Region 6	25	35.29411765
Ottawa	M	16-19 years	NH Asian/Native Hawaiian/Other Pacific Islands		68	130	303	Region 6	22.44224422	52.30769231
Ottawa	M	16-19 years	NH Black		45	94	208	Region 6	21.63461539	47.87234043
Ottawa	M	16-19 years	NH Other Race		102	174	269	Region 6	37.91821561	58.62068966
Ottawa	M	16-19 years	NH White	1432	3019	7394		Region 6	19.36705437	47.43292481
Ottawa	M	16-19 years	Unknown		161	474				33.96624473
Ottawa	U	16-19 years	Hispanic	<=10	<=10					0
Ottawa	U	16-19 years	NH White	<=10	<=10					50
Ottawa	U	16-19 years	Unknown	<=10	<=10					12.5
Ottawa	F	20-29 years	Hispanic		524	1217	2613	Region 6	20.05357826	43.0566968
Ottawa	F	20-29 years	NH American Indian/Alaska Native		27	52	87	Region 6	31.03448276	51.92307692
Ottawa	F	20-29 years	NH Asian/Native Hawaiian/Other Pacific Islands		198	344	796	Region 6	24.87437186	57.55813954
Ottawa	F	20-29 years	NH Black		109	265	440	Region 6	24.77272727	41.13207547
Ottawa	F	20-29 years	NH Other Race		285	495	521	Region 6	54.7024952	57.57575758
Ottawa	F	20-29 years	NH White	4283	7938	17735		Region 6	24.1499859	53.95565634
Ottawa	F	20-29 years	Unknown		584	1384				42.19653179
Ottawa	M	20-29 years	Hispanic		417	1639	2884	Region 6	14.45908461	25.44234289
Ottawa	M	20-29 years	NH American Indian/Alaska Native		14	45	96	Region 6	14.58333333	31.11111111
Ottawa	M	20-29 years	NH Asian/Native Hawaiian/Other Pacific Islands		157	334	684	Region 6	22.95321637	47.00598802
Ottawa	M	20-29 years	NH Black		65	207	562	Region 6	11.5658363	31.40096618
Ottawa	M	20-29 years	NH Other Race		184	374	423	Region 6	43.49881797	49.19786096
Ottawa	M	20-29 years	NH White	2943	6651	18147		Region 6	16.21755662	44.24898512
Ottawa	M	20-29 years	Unknown		521	1666				31.272509
Ottawa	U	20-29 years	Hispanic	<=10	<=10					100
Ottawa	U	20-29 years	NH Other Race	<=10	<=10					100
Ottawa	U	20-29 years	NH White	<=10	<=10					57.14285714
Ottawa	U	20-29 years	Unknown	<=10	<=10					17.14285714
Ottawa	F	30-39 years	Hispanic		579	1113	1871	Region 6	30.94601817	52.02156334
Ottawa	F	30-39 years	NH American Indian/Alaska Native		23	40	57	Region 6	40.35087719	57.5
Ottawa	F	30-39 years	NH Asian/Native Hawaiian/Other Pacific Islands		264	385	778	Region 6	33.93316195	68.57142857

Ottawa	F	30-39 years	NH Black	64	136	290	Region 6	22.06896552	47.05882353
Ottawa	F	30-39 years	NH Other Race	294	458	230	Region 6	127.826087	64.19213974
Ottawa	F	30-39 years	NH White	5375	8789	14488	Region 6	37.09966869	61.15599044
Ottawa	F	30-39 years	Unknown	607	1292				46.98142415
Ottawa	M	30-39 years	Hispanic	430	1218	2037	Region 6	21.10947472	35.30377668
Ottawa	M	30-39 years	NH American Indian/Alaska Native	20	39	51	Region 6	39.21568628	51.28205128
Ottawa	M	30-39 years	NH Asian/Native Hawaiian/Other Pacific Islands	179	329	611	Region 6	29.29623568	54.40729483
Ottawa	M	30-39 years	NH Black	64	166	370	Region 6	17.2972973	38.55421687
Ottawa	M	30-39 years	NH Other Race	227	427	208	Region 6	109.1346154	53.16159251
Ottawa	M	30-39 years	NH White	4265	7496	14436	Region 6	29.54419507	56.89701174
Ottawa	M	30-39 years	Unknown	582	1599				36.39774859
Ottawa	U	30-39 years	Hispanic	<=10	<=10				66.66666667
Ottawa	U	30-39 years	NH Asian/Native Hawaiian/Other Pacific Islands	<=10	<=10				50
Ottawa	U	30-39 years	NH Other Race	<=10	<=10				0
Ottawa	U	30-39 years	NH White	<=10		12			50
Ottawa	U	30-39 years	Unknown	<=10		36			8.333333333
Ottawa	F	40-49 years	Hispanic	705	1105	1738	Region 6	40.56386651	63.80090498
Ottawa	F	40-49 years	NH American Indian/Alaska Native	32	47	<50	Region 6	66.66666667	68.08510638
Ottawa	F	40-49 years	NH Asian/Native Hawaiian/Other Pacific Islands	257	366	667	Region 6	38.53073463	70.21857924
Ottawa	F	40-49 years	NH Black	71	123	178	Region 6	39.88764045	57.72357724
Ottawa	F	40-49 years	NH Other Race	370	544	141	Region 6	262.4113475	68.01470588
Ottawa	F	40-49 years	NH White	5638	8442	13554	Region 6	41.59657666	66.78512201
Ottawa	F	40-49 years	Unknown	481	1062				45.29190207
Ottawa	M	40-49 years	Hispanic	574	1173	1803	Region 6	31.83582917	48.93435635
Ottawa	M	40-49 years	NH American Indian/Alaska Native	21	39	<50	Region 6	61.76470588	53.84615385
Ottawa	M	40-49 years	NH Asian/Native Hawaiian/Other Pacific Islands	178	298	540	Region 6	32.96296296	59.73154362
Ottawa	M	40-49 years	NH Black	91	168	285	Region 6	31.92982456	54.16666667
Ottawa	M	40-49 years	NH Other Race	273	428	175	Region 6	156	63.78504673
Ottawa	M	40-49 years	NH White	4699	7533	13664	Region 6	34.389637	62.37886632
Ottawa	M	40-49 years	Unknown	484	1209				40.03308519
Ottawa	U	40-49 years	Hispanic	<=10	<=10				100
Ottawa	U	40-49 years	NH Asian/Native Hawaiian/Other Pacific Islands	<=10	<=10				100
Ottawa	U	40-49 years	NH Other Race	<=10	<=10				33.33333333
Ottawa	U	40-49 years	NH White	11	14				78.57142857
Ottawa	U	40-49 years	Unknown	<=10		34			5.882352941
Ottawa	F	5-11 years	Hispanic	204	555	2000	Region 6	10.2	36.75675676
Ottawa	F	5-11 years	NH American Indian/Alaska Native	<=10	12	<50	Region 6	12.5	33.33333333
Ottawa	F	5-11 years	NH Asian/Native Hawaiian/Other Pacific Islands	62	200	365	Region 6	16.98630137	31
Ottawa	F	5-11 years	NH Black	34	79	263	Region 6	12.92775665	43.03797468
Ottawa	F	5-11 years	NH Other Race	29	74	500	Region 6	5.8	39.18918919
Ottawa	F	5-11 years	NH White	1412	3753	10258	Region 6	13.76486645	37.62323475
Ottawa	F	5-11 years	Unknown	56	143				39.16083916
Ottawa	M	5-11 years	Hispanic	186	552	2167	Region 6	8.583294878	33.69565217
Ottawa	M	5-11 years	NH American Indian/Alaska Native	<=10	16	<50	Region 6	22.58064516	43.75
Ottawa	M	5-11 years	NH Asian/Native Hawaiian/Other Pacific Islands	66	187	360	Region 6	18.33333333	35.29411765
Ottawa	M	5-11 years	NH Black	25	80	280	Region 6	8.928571429	31.25
Ottawa	M	5-11 years	NH Other Race	22	48	511	Region 6	4.305283757	45.83333333
Ottawa	M	5-11 years	NH White	1459	3893	10733	Region 6	13.59358986	37.47752376
Ottawa	M	5-11 years	Unknown	45	138				32.60869565
Ottawa	F	50-64 years	Hispanic	859	1258	1544	Region 6	55.63471503	68.28298887
Ottawa	F	50-64 years	NH American Indian/Alaska Native	62	84	92	Region 6	67.39130435	73.80952381
Ottawa	F	50-64 years	NH Asian/Native Hawaiian/Other Pacific Islands	308	405	649	Region 6	47.45762712	76.04938272
Ottawa	F	50-64 years	NH Black	145	195	254	Region 6	57.08661417	74.35897436
Ottawa	F	50-64 years	NH Other Race	750	1019	141	Region 6	531.9148936	73.60157017
Ottawa	F	50-64 years	NH White	11914	16049	23779	Region 6	50.10303209	74.23515484
Ottawa	F	50-64 years	Unknown	954	1756				54.32801822
Ottawa	M	50-64 years	Hispanic	837	1288	1816	Region 6	46.09030837	64.98447205
Ottawa	M	50-64 years	NH American Indian/Alaska Native	39	52	73	Region 6	53.42465753	75
Ottawa	M	50-64 years	NH Asian/Native Hawaiian/Other Pacific Islands	306	419	627	Region 6	48.80382775	73.03102625
Ottawa	M	50-64 years	NH Black	175	256	363	Region 6	48.20936639	68.359375
Ottawa	M	50-64 years	NH Other Race	623	879	131	Region 6	475.5725191	70.87599545
Ottawa	M	50-64 years	NH White	10205	14454	22624	Region 6	45.10696605	70.60329321
Ottawa	M	50-64 years	Unknown	848	1834				46.23773173
Ottawa	U	50-64 years	Hispanic	<=10	<=10				71.42857143
Ottawa	U	50-64 years	NH Asian/Native Hawaiian/Other Pacific Islands	<=10	<=10				100
Ottawa	U	50-64 years	NH Other Race	<=10	<=10				100
Ottawa	U	50-64 years	NH White	16	25				64
Ottawa	U	50-64 years	Unknown	<=10		65			6.153846154
Ottawa	F	65-74 years	Hispanic	323	415	481	Region 6	67.15176715	77.8313253
Ottawa	F	65-74 years	NH American Indian/Alaska Native	29	36	<50	Region 6	80.55555556	80.55555556
Ottawa	F	65-74 years	NH Asian/Native Hawaiian/Other Pacific Islands	130	151	241	Region 6	53.94190871	86.09271523
Ottawa	F	65-74 years	NH Black	65	78	57	Region 6	114.0350877	83.33333333
Ottawa	F	65-74 years	NH Other Race	849	994	55	Region 6	1543.636364	85.41247485
Ottawa	F	65-74 years	NH White	8535	10037	12790	Region 6	66.73182174	85.03536913
Ottawa	F	65-74 years	Unknown	644	1012				63.63636364
Ottawa	M	65-74 years	Hispanic	299	385	492	Region 6	60.77235772	77.66237766
Ottawa	M	65-74 years	NH American Indian/Alaska Native	25	30	<50	Region 6	89.28571429	83.33333333
Ottawa	M	65-74 years	NH Asian/Native Hawaiian/Other Pacific Islands	120	140	195	Region 6	61.53846154	85.71428571
Ottawa	M	65-74 years	NH Black	56	75	58	Region 6	96.55172414	74.66666667
Ottawa	M	65-74 years	NH Other Race	688	784	52	Region 6	1323.076923	87.75510204
Ottawa	M	65-74 years	NH White	7492	8923	11546	Region 6	64.888273	83.96279278
Ottawa	M	65-74 years	Unknown	546	943				57.90031813
Ottawa	U	65-74 years	Hispanic	<=10	<=10				100
Ottawa	U	65-74 years	NH Other Race	<=10	<=10				100
Ottawa	U	65-74 years	NH White	<=10	<=10				0
Ottawa	U	65-74 years	Unknown	<=10		14			7.142857143
Ottawa	F	75+ years	Hispanic	155	201	306	Region 6	50.65359477	77.11442786
Ottawa	F	75+ years	NH American Indian/Alaska Native	11	14	<50	Region 6	39.28571429	78.57142857
Ottawa	F	75+ years	NH Asian/Native Hawaiian/Other Pacific Islands	44	51	113	Region 6	38.9380531	86.2745098
Ottawa	F	75+ years	NH Black	19	25	<50	Region 6	79.16666667	76
Ottawa	F	75+ years	NH Other Race	766	999	<50	Region 6	2553.333333	76.67667668
Ottawa	F	75+ years	NH White	6284	7447	10523	Region 6	59.7168108	84.38297301
Ottawa	F	75+ years	Unknown	681	1047				65.04297994
Ottawa	M	75+ years	Hispanic	112	136	206	Region 6	54.36893204	82.35294118

Ottawa	M	75+ years	NH American Indian/Alaska Native	17	24	<50	Region 6	130.7692308	70.83333333
Ottawa	M	75+ years	NH Asian/Native Hawaiian/Other Pacific Islands	32	43	90	Region 6	35.55555556	74.41860465
Ottawa	M	75+ years	NH Black	18	25	<50	Region 6	58.06451613	72
Ottawa	M	75+ years	NH Other Race	550	671	<50	Region 6	2200	81.96721312
Ottawa	M	75+ years	NH White	4806	5671	7868	Region 6	61.08286731	84.74695821
Ottawa	M	75+ years	Unknown	447	714				62.60504202
Ottawa	U	75+ years	NH White	<=10	<=10				50
Ottawa	U	75+ years	Unknown	<=10	<=10				25
Ottawa	F	missing	Hispanic	<=10	<=10				
Ottawa	F	missing	NH Asian/Native Hawaiian/Other Pacific Islands	<=10	<=10				
Ottawa	F	missing	NH Black	<=10	<=10				
Ottawa	F	missing	NH Other Race	<=10	<=10				
Ottawa	F	missing	NH White	<=10	<=10				
Ottawa	F	missing	Unknown	<=10	<=10				
Ottawa	M	missing	Hispanic	<=10	<=10				
Ottawa	M	missing	NH Asian/Native Hawaiian/Other Pacific Islands	<=10	<=10				
Ottawa	M	missing	NH Black	<=10	<=10				0
Ottawa	M	missing	NH Other Race	<=10	<=10				
Ottawa	M	missing	NH White	<=10	<=10				
Ottawa	M	missing	Unknown	<=10	<=10				
Ottawa	U	missing	NH Other Race	<=10	<=10				
Ottawa	U	missing	Unknown	<=10	<=10				
Ottawa	F	under 5 years	Hispanic	<=10	<=10				80
Ottawa	F	under 5 years	NH American Indian/Alaska Native	<=10	<=10				
Ottawa	F	under 5 years	NH Asian/Native Hawaiian/Other Pacific Islands	<=10	<=10			66.66666667	0
Ottawa	F	under 5 years	NH Black	<=10	<=10				0
Ottawa	F	under 5 years	NH Other Race	<=10	<=10				0
Ottawa	F	under 5 years	NH White	33	124			26.61290323	
Ottawa	F	under 5 years	Unknown	<=10	15			46.66666667	
Ottawa	M	under 5 years	Hispanic	<=10	<=10			60	
Ottawa	M	under 5 years	NH American Indian/Alaska Native	<=10	<=10			0	
Ottawa	M	under 5 years	NH Asian/Native Hawaiian/Other Pacific Islands	<=10	<=10			100	
Ottawa	M	under 5 years	NH Black	<=10	<=10			50	
Ottawa	M	under 5 years	NH Other Race	<=10	<=10			33.33333333	
Ottawa	M	under 5 years	NH White	30	122			24.59016393	
Ottawa	M	under 5 years	Unknown	<=10	14			21.42857143	
Presque Isle	F	12-15 years	Hispanic	<=10	<=10	<50	Region 7	22.22222222	66.66666667
Presque Isle	F	12-15 years	NH Asian/Native Hawaiian/Other Pacific Islands	<=10	<=10	<50	Region 7	50	100
Presque Isle	F	12-15 years	NH White	34	63	210	Region 7	16.19047619	53.96825397
Presque Isle	F	12-15 years	Unknown	<=10	<=10				100
Presque Isle	M	12-15 years	Hispanic	<=10	<=10	<50	Region 7	0	0
Presque Isle	M	12-15 years	NH American Indian/Alaska Native	<=10	<=10	<50	Region 7	0	0
Presque Isle	M	12-15 years	NH Asian/Native Hawaiian/Other Pacific Islands	<=10	<=10	<50	Region 7	0	0
Presque Isle	M	12-15 years	NH Black	<=10	<=10	<50	Region 7	0	0
Presque Isle	M	12-15 years	NH White	17	55	214	Region 7	7.943925234	30.90909091
Presque Isle	M	12-15 years	Unknown	<=10	<=10				50
Presque Isle	F	16-19 years	Hispanic	<=10	<=10	<50	Region 7	150	42.85714286
Presque Isle	F	16-19 years	NH Black	<=10	<=10	<50	Region 7	33.33333333	100
Presque Isle	F	16-19 years	NH Other Race	<=10	<=10	<50	Region 7	12.5	100
Presque Isle	F	16-19 years	NH White	33	84	223	Region 7	14.79820628	39.28571429
Presque Isle	F	16-19 years	Unknown	<=10	14				35.71428571
Presque Isle	M	16-19 years	Hispanic	<=10	<=10	<50	Region 7	0	0
Presque Isle	M	16-19 years	NH Black	<=10	<=10	<50	Region 7	0	0
Presque Isle	M	16-19 years	NH White	14	58	216	Region 7	6.481481482	24.13793103
Presque Isle	M	16-19 years	Unknown	<=10	11				9.090909091
Presque Isle	F	20-29 years	Hispanic	<=10	<=10	<50	Region 7	44.44444444	66.66666667
Presque Isle	F	20-29 years	NH American Indian/Alaska Native	<=10	<=10	<50	Region 7	0	0
Presque Isle	F	20-29 years	NH Asian/Native Hawaiian/Other Pacific Islands	<=10	<=10	<50	Region 7	0	0
Presque Isle	F	20-29 years	NH Black	<=10	<=10	<50	Region 7	40	28.57142857
Presque Isle	F	20-29 years	NH Other Race	<=10	<=10	<50	Region 7	33.33333333	40
Presque Isle	F	20-29 years	NH White	75	183	489	Region 7	15.33742331	40.98360656
Presque Isle	F	20-29 years	Unknown	14	41				34.14634146
Presque Isle	M	20-29 years	Hispanic	<=10	<=10	<50	Region 7	12.5	66.66666667
Presque Isle	M	20-29 years	NH American Indian/Alaska Native	<=10	<=10	<50	Region 7	10	100
Presque Isle	M	20-29 years	NH Black	<=10	<=10	<50	Region 7	0	0
Presque Isle	M	20-29 years	NH Other Race	<=10	<=10	<50	Region 7	16.66666667	28.57142857
Presque Isle	M	20-29 years	NH White	53	141	462	Region 7	11.47186147	37.58865248
Presque Isle	M	20-29 years	Unknown	14	36				38.88888889
Presque Isle	F	30-39 years	Hispanic	<=10	<=10	<50	Region 7	50	50
Presque Isle	F	30-39 years	NH American Indian/Alaska Native	<=10	<=10	<50	Region 7	50	50
Presque Isle	F	30-39 years	NH Asian/Native Hawaiian/Other Pacific Islands	<=10	<=10	<50	Region 7	20	20
Presque Isle	F	30-39 years	NH Black	<=10	<=10	<50	Region 7	0	0
Presque Isle	F	30-39 years	NH Other Race	<=10	<=10	<50	Region 7	50	33.33333333
Presque Isle	F	30-39 years	NH White	111	217	469	Region 7	23.6673774	51.15207373
Presque Isle	F	30-39 years	Unknown	13	45				28.88888889
Presque Isle	M	30-39 years	Hispanic	<=10	<=10	<50	Region 7	6.25	33.33333333
Presque Isle	M	30-39 years	NH American Indian/Alaska Native	<=10	<=10	<50	Region 7	28.57142857	50
Presque Isle	M	30-39 years	NH Black	<=10	<=10	<50	Region 7	0	0
Presque Isle	M	30-39 years	NH Other Race	<=10	<=10	<50	Region 7	50	33.33333333
Presque Isle	M	30-39 years	NH White	80	165	465	Region 7	17.20430108	48.48484849
Presque Isle	M	30-39 years	Unknown	11	41				26.82926829
Presque Isle	F	40-49 years	Hispanic	<=10	<=10	<50	Region 7	40	66.66666667
Presque Isle	F	40-49 years	NH American Indian/Alaska Native	<=10	<=10	<50	Region 7	25	50
Presque Isle	F	40-49 years	NH Asian/Native Hawaiian/Other Pacific Islands	<=10	<=10	<50	Region 7	20	100
Presque Isle	F	40-49 years	NH Black	<=10	<=10	<50	Region 7	25	100
Presque Isle	F	40-49 years	NH Other Race	<=10	11	<50	Region 7	100	54.54545455
Presque Isle	F	40-49 years	NH White	154	284	575	Region 7	26.7826087	54.22535211
Presque Isle	F	40-49 years	Unknown	34	80				42.5
Presque Isle	M	40-49 years	Hispanic	<=10	<=10	<50	Region 7	0	0
Presque Isle	M	40-49 years	NH Asian/Native Hawaiian/Other Pacific Islands	<=10	<=10	<50	Region 7	20	100
Presque Isle	M	40-49 years	NH Black	<=10	<=10	<50	Region 7	50	66.66666667
Presque Isle	M	40-49 years	NH Other Race	<=10	11	<50	Region 7	100	36.36363636
Presque Isle	M	40-49 years	NH White	126	218	584	Region 7	21.57534247	57.79816514
Presque Isle	M	40-49 years	Unknown	20	78				25.64102564

Presque Isle	F	5-11 years	NH American Indian/Alaska Native	<=10	<=10	<50	Region 7	0	0
Presque Isle	F	5-11 years	NH White	13	39	323	Region 7	4.024767802	33.33333333
Presque Isle	F	5-11 years	Unknown	<=10	<=10				50
Presque Isle	M	5-11 years	Hispanic	<=10	<=10	<50	Region 7	18.18181818	50
Presque Isle	M	5-11 years	NH Asian/Native Hawaiian/Other Pacific Islands	<=10	<=10	<50	Region 7	0	0
Presque Isle	M	5-11 years	NH White	20	58	328	Region 7	6.097560976	34.48275862
Presque Isle	M	5-11 years	Unknown	<=10	<=10				0
Presque Isle	F	50-64 years	Hispanic	<=10	<=10	<50	Region 7	35.71428571	71.42857143
Presque Isle	F	50-64 years	NH American Indian/Alaska Native	<=10	<=10	11 <50	Region 7	50	45.45454546
Presque Isle	F	50-64 years	NH Asian/Native Hawaiian/Other Pacific Islands	<=10	<=10	<50	Region 7	0	0
Presque Isle	F	50-64 years	NH Black	<=10	<=10	<50	Region 7	14.28571429	50
Presque Isle	F	50-64 years	NH Other Race	25	34	<50	Region 7	119.0476191	73.52941177
Presque Isle	F	50-64 years	NH White	712	957	1525	Region 7	46.68852459	74.39916405
Presque Isle	F	50-64 years	Unknown	121	213				56.80751174
Presque Isle	M	50-64 years	Hispanic	<=10	<=10	<50	Region 7	114.2857143	88.88888889
Presque Isle	M	50-64 years	NH American Indian/Alaska Native	<=10	<=10	<50	Region 7	40	50
Presque Isle	M	50-64 years	NH Asian/Native Hawaiian/Other Pacific Islands	<=10	<=10	<50	Region 7	0	0
Presque Isle	M	50-64 years	NH Black	<=10	<=10	<50	Region 7	20	100
Presque Isle	M	50-64 years	NH Other Race	27	39	<50	Region 7	675	69.23076923
Presque Isle	M	50-64 years	NH White	589	832	1485	Region 7	39.66329966	70.79326923
Presque Isle	M	50-64 years	Unknown	98	202				48.51485149
Presque Isle	U	50-64 years	NH White	<=10	<=10				0
Presque Isle	F	65-74 years	Hispanic	<=10	<=10	<50	Region 7	85.71428571	85.71428571
Presque Isle	F	65-74 years	NH American Indian/Alaska Native	<=10	<=10	<50	Region 7	0	0
Presque Isle	F	65-74 years	NH Asian/Native Hawaiian/Other Pacific Islands	<=10	<=10	<50	Region 7	50	80
Presque Isle	F	65-74 years	NH Black	<=10	<=10	<50	Region 7	16.66666667	100
Presque Isle	F	65-74 years	NH Other Race	40	49	<50	Region 7	666.6666667	81.63265306
Presque Isle	F	65-74 years	NH White	698	815	1112	Region 7	62.76978417	85.64417178
Presque Isle	F	65-74 years	Unknown	98	163				60.12269939
Presque Isle	M	65-74 years	Hispanic	<=10	<=10	<50	Region 7	140	70
Presque Isle	M	65-74 years	NH American Indian/Alaska Native	<=10	<=10	<50	Region 7	20	100
Presque Isle	M	65-74 years	NH Black	<=10	<=10	<50	Region 7	25	100
Presque Isle	M	65-74 years	NH Other Race	36	43	<50	Region 7	600	83.72093023
Presque Isle	M	65-74 years	NH White	676	815	1184	Region 7	57.0945946	82.94478528
Presque Isle	M	65-74 years	Unknown	125	199				62.81407035
Presque Isle	F	75+ years	Hispanic	16	15	<50	Region 7	533.3333333	106.6666667
Presque Isle	F	75+ years	NH American Indian/Alaska Native	<=10	<=10	<50	Region 7	66.66666667	100
Presque Isle	F	75+ years	NH Asian/Native Hawaiian/Other Pacific Islands	<=10	<=10	<50	Region 7	0	0
Presque Isle	F	75+ years	NH Black	<=10	<=10	<50	Region 7	50	33.33333333
Presque Isle	F	75+ years	NH Other Race	27	43	<50	Region 7	385.7142857	62.79069767
Presque Isle	F	75+ years	NH White	505	592	881	Region 7	57.32122588	85.30405405
Presque Isle	F	75+ years	Unknown	80	140				57.14285714
Presque Isle	M	75+ years	Hispanic	<=10	<=10	<50	Region 7	100	100
Presque Isle	M	75+ years	NH American Indian/Alaska Native	<=10	<=10	<50	Region 7	100	100
Presque Isle	M	75+ years	NH Other Race	27	31	<50	Region 7	540	87.09677419
Presque Isle	M	75+ years	NH White	399	486	829	Region 7	48.13027744	82.09876543
Presque Isle	M	75+ years	Unknown	87	140				62.14285714
Presque Isle	F	missing	NH Other Race	<=10	<=10				
Presque Isle	F	missing	NH White	<=10	<=10				
Presque Isle	F	missing	Unknown	<=10	<=10				
Presque Isle	M	missing	Hispanic	<=10	<=10				
Presque Isle	M	missing	NH Other Race	<=10	<=10				
Presque Isle	M	missing	NH White	<=10	<=10				
Presque Isle	M	missing	Unknown	<=10	<=10				
Presque Isle	U	missing	Unknown	<=10	<=10				
Presque Isle	F	under 5 years	NH White	<=10	<=10				0
Presque Isle	M	under 5 years	NH White	<=10	<=10				0
Roscommon	F	12-15 years	Hispanic	<=10	<=10	<50	Region 7	15.38461539	66.66666667
Roscommon	F	12-15 years	NH American Indian/Alaska Native	<=10	<=10	<50	Region 7	0	0
Roscommon	F	12-15 years	NH Asian/Native Hawaiian/Other Pacific Islands	<=10	<=10	<50	Region 7	0	0
Roscommon	F	12-15 years	NH Black	<=10	<=10	<50	Region 7	0	0
Roscommon	F	12-15 years	NH Other Race	<=10	<=10	<50	Region 7	0	0
Roscommon	F	12-15 years	NH White	39	104	383	Region 7	10.18276762	37.5
Roscommon	F	12-15 years	Unknown	<=10	<=10				100
Roscommon	M	12-15 years	Hispanic	<=10	<=10	<50	Region 7	7.692307692	25
Roscommon	M	12-15 years	NH Asian/Native Hawaiian/Other Pacific Islands	<=10	<=10	<50	Region 7	7.142857143	100
Roscommon	M	12-15 years	NH Black	<=10	<=10	<50	Region 7	0	0
Roscommon	M	12-15 years	NH White	21	86	390	Region 7	5.384615385	24.41860465
Roscommon	M	12-15 years	Unknown	<=10	<=10				16.66666667
Roscommon	F	16-19 years	Hispanic	<=10	<=10	<50	Region 7	8.333333333	33.33333333
Roscommon	F	16-19 years	NH American Indian/Alaska Native	<=10	<=10	<50	Region 7	0	0
Roscommon	F	16-19 years	NH Black	<=10	<=10	<50	Region 7	100	33.33333333
Roscommon	F	16-19 years	NH Other Race	<=10	<=10	<50	Region 7	7.692307692	50
Roscommon	F	16-19 years	NH White	57	134	332	Region 7	17.1686747	42.53731343
Roscommon	F	16-19 years	Unknown	<=10	<=10	14			50
Roscommon	M	16-19 years	Hispanic	<=10	<=10	<50	Region 7	0	0
Roscommon	M	16-19 years	NH Black	<=10	<=10	<50	Region 7	0	0
Roscommon	M	16-19 years	NH Other Race	<=10	<=10	<50	Region 7	20	40
Roscommon	M	16-19 years	NH White	41	118	373	Region 7	10.99195711	34.74576271
Roscommon	M	16-19 years	Unknown	<=10	<=10	14			42.85714286
Roscommon	F	20-29 years	Hispanic	<=10	<=10	<50	Region 7	17.77777778	47.05882353
Roscommon	F	20-29 years	NH American Indian/Alaska Native	<=10	<=10	<50	Region 7	9.090909091	50
Roscommon	F	20-29 years	NH Asian/Native Hawaiian/Other Pacific Islands	<=10	<=10	<50	Region 7	66.66666667	100
Roscommon	F	20-29 years	NH Black	<=10	<=10	<50	Region 7	6.666666667	100
Roscommon	F	20-29 years	NH Other Race	<=10	<=10	<50	Region 7	17.39130435	44.44444444
Roscommon	F	20-29 years	NH White	97	272	837	Region 7	11.58900836	35.66176471
Roscommon	F	20-29 years	Unknown	14	40				35
Roscommon	M	20-29 years	Hispanic	<=10	<=10	<50	Region 7	4.878048781	22.22222222
Roscommon	M	20-29 years	NH American Indian/Alaska Native	<=10	<=10	<50	Region 7	20	66.66666667
Roscommon	M	20-29 years	NH Asian/Native Hawaiian/Other Pacific Islands	<=10	<=10	<50	Region 7	12.5	50
Roscommon	M	20-29 years	NH Black	<=10	<=10	<50	Region 7	0	0
Roscommon	M	20-29 years	NH Other Race	<=10	<=10	<50	Region 7	11.11111111	25
Roscommon	M	20-29 years	NH White	81	240	899	Region 7	9.010011124	33.75
Roscommon	M	20-29 years	Unknown	17	45				37.77777778

Roscommon	F	30-39 years	Hispanic	<=10	<=10	<50	Region 7	6.896551724	20
Roscommon	F	30-39 years	NH American Indian/Alaska Native	<=10	<=10	<50	Region 7	40	50
Roscommon	F	30-39 years	NH Asian/Native Hawaiian/Other Pacific Islands	<=10	<=10	<50	Region 7	0	0
Roscommon	F	30-39 years	NH Black	<=10	<=10	<50	Region 7	57.14285714	80
Roscommon	F	30-39 years	NH Other Race	<=10		13 <50	Region 7	50	46.15384615
Roscommon	F	30-39 years	NH White	159		378	912 Region 7	17.43421053	42.06349206
Roscommon	F	30-39 years	Unknown	18		56			32.14285714
Roscommon	M	30-39 years	Hispanic	<=10	<=10	<50	Region 7	15.15151515	71.42857143
Roscommon	M	30-39 years	NH American Indian/Alaska Native	<=10	<=10	<50	Region 7	20	100
Roscommon	M	30-39 years	NH Asian/Native Hawaiian/Other Pacific Islands	<=10	<=10	<50	Region 7	20	100
Roscommon	M	30-39 years	NH Black	<=10	<=10	<50	Region 7	11.76470588	66.66666667
Roscommon	M	30-39 years	NH Other Race	<=10		13 <50	Region 7	30	23.07692308
Roscommon	M	30-39 years	NH White	140		313	879 Region 7	15.92718999	44.72843451
Roscommon	M	30-39 years	Unknown	16		61			26.2295082
Roscommon	F	40-49 years	Hispanic	<=10	<=10	12 <50	Region 7	20	50
Roscommon	F	40-49 years	NH American Indian/Alaska Native	<=10	<=10	<50	Region 7	0	0
Roscommon	F	40-49 years	NH Asian/Native Hawaiian/Other Pacific Islands	<=10	<=10	<50	Region 7	7.142857143	33.33333333
Roscommon	F	40-49 years	NH Black	<=10	<=10	<50	Region 7	16.66666667	100
Roscommon	F	40-49 years	NH Other Race	<=10		12 <50	Region 7	54.54545455	50
Roscommon	F	40-49 years	NH White	246		466	1020 Region 7	24.11764706	52.78969957
Roscommon	F	40-49 years	Unknown	27		82			32.92682927
Roscommon	M	40-49 years	Hispanic	<=10	<=10	<50	Region 7	43.75	70
Roscommon	M	40-49 years	NH American Indian/Alaska Native	<=10	<=10	<50	Region 7	18.18181818	100
Roscommon	M	40-49 years	NH Black	<=10	<=10	<50	Region 7	18.18181818	66.66666667
Roscommon	M	40-49 years	NH Other Race	<=10		16 <50	Region 7	54.54545455	37.5
Roscommon	M	40-49 years	NH White	198		419	1002 Region 7	19.76047904	47.25536993
Roscommon	M	40-49 years	Unknown	22		71			30.98591549
Roscommon	U	40-49 years	NH White	<=10	<=10				0
Roscommon	F	5-11 years	Hispanic	<=10	<=10	<50	Region 7	0	0
Roscommon	F	5-11 years	NH Black	<=10	<=10	<50	Region 7	0	0
Roscommon	F	5-11 years	NH White	14		77	575 Region 7	2.434782609	18.18181818
Roscommon	F	5-11 years	Unknown	<=10	<=10				0
Roscommon	M	5-11 years	Hispanic	<=10	<=10	<50	Region 7	4.651162791	33.33333333
Roscommon	M	5-11 years	NH Asian/Native Hawaiian/Other Pacific Islands	<=10	<=10	<50	Region 7	0	0
Roscommon	M	5-11 years	NH Black	<=10	<=10	<50	Region 7	0	0
Roscommon	M	5-11 years	NH White	16		84	611 Region 7	2.618657938	19.04761905
Roscommon	M	5-11 years	Unknown	<=10	<=10				22.22222222
Roscommon	F	50-64 years	Hispanic	33		42	54 Region 7	61.11111111	78.57142857
Roscommon	F	50-64 years	NH American Indian/Alaska Native	<=10	<=10	<50	Region 7	14.28571429	57.14285714
Roscommon	F	50-64 years	NH Asian/Native Hawaiian/Other Pacific Islands	<=10	<=10	<50	Region 7	17.64705882	60
Roscommon	F	50-64 years	NH Black	<=10	<=10	<50	Region 7	44.44444444	80
Roscommon	F	50-64 years	NH Other Race	78		113 <50	Region 7	288.8888889	69.02654867
Roscommon	F	50-64 years	NH White	1278		1788	3011 Region 7	42.44437064	71.47651007
Roscommon	F	50-64 years	Unknown	132		237			55.69620253
Roscommon	M	50-64 years	Hispanic	28		38 <50	Region 7	75.67567568	73.68421053
Roscommon	M	50-64 years	NH American Indian/Alaska Native	<=10	<=10	<50	Region 7	35.29411765	85.71428571
Roscommon	M	50-64 years	NH Asian/Native Hawaiian/Other Pacific Islands	<=10	<=10	<50	Region 7	28.57142857	66.66666667
Roscommon	M	50-64 years	NH Black	<=10	<=10	<50	Region 7	37.5	75
Roscommon	M	50-64 years	NH Other Race	46		65 <50	Region 7	242.1052632	70.76923077
Roscommon	M	50-64 years	NH White	1052		1623	2906 Region 7	36.20096352	64.81823783
Roscommon	M	50-64 years	Unknown	118		235			50.21276596
Roscommon	U	50-64 years	NH White	<=10	<=10				100
Roscommon	F	65-74 years	Hispanic	21		27 <50	Region 7	131.25	77.77777778
Roscommon	F	65-74 years	NH American Indian/Alaska Native	<=10	<=10	<50	Region 7	18.75	75
Roscommon	F	65-74 years	NH Asian/Native Hawaiian/Other Pacific Islands	<=10	<=10	<50	Region 7	33.33333333	100
Roscommon	F	65-74 years	NH Black	<=10	<=10	<50	Region 7	44.44444444	66.66666667
Roscommon	F	65-74 years	NH Other Race	121		137 <50	Region 7	711.7647059	88.32116788
Roscommon	F	65-74 years	NH White	1226		1531	2270 Region 7	54.00881057	80.07838014
Roscommon	F	65-74 years	Unknown	135		215			62.79069767
Roscommon	M	65-74 years	Hispanic	21		24 <50	Region 7	87.5	87.5
Roscommon	M	65-74 years	NH American Indian/Alaska Native	<=10	<=10	<50	Region 7	12.5	100
Roscommon	M	65-74 years	NH Asian/Native Hawaiian/Other Pacific Islands	<=10	<=10	<50	Region 7	250	100
Roscommon	M	65-74 years	NH Black	<=10	<=10	<50	Region 7	38.46153846	83.33333333
Roscommon	M	65-74 years	NH Other Race	137		156 <50	Region 7	913.3333333	87.82051282
Roscommon	M	65-74 years	NH White	1190		1462	2391 Region 7	49.76997072	81.39534884
Roscommon	M	65-74 years	Unknown	124		205			60.48780488
Roscommon	F	75+ years	Hispanic	<=10	<=10	<50	Region 7	77.77777778	77.77777778
Roscommon	F	75+ years	NH American Indian/Alaska Native	<=10	<=10	<50	Region 7	42.85714286	100
Roscommon	F	75+ years	NH Asian/Native Hawaiian/Other Pacific Islands	<=10	<=10	<50	Region 7	40	100
Roscommon	F	75+ years	NH Black	<=10	<=10	<50	Region 7	66.66666667	100
Roscommon	F	75+ years	NH Other Race	88		105 <50	Region 7	800	83.80952381
Roscommon	F	75+ years	NH White	863		1047	1594 Region 7	54.14052698	82.42597899
Roscommon	F	75+ years	Unknown	136		235			57.87234043
Roscommon	M	75+ years	Hispanic	<=10	<=10	<50	Region 7	42.85714286	66.66666667
Roscommon	M	75+ years	NH American Indian/Alaska Native	<=10	<=10	<50	Region 7	11.11111111	100
Roscommon	M	75+ years	NH Asian/Native Hawaiian/Other Pacific Islands	<=10	<=10	<50	Region 7	33.33333333	50
Roscommon	M	75+ years	NH Black	<=10	<=10	<50	Region 7	100	100
Roscommon	M	75+ years	NH Other Race	90		106 <50	Region 7	333.3333333	84.90566038
Roscommon	M	75+ years	NH White	796		953	1499 Region 7	53.10206805	83.52570829
Roscommon	M	75+ years	Unknown	121		190			63.68421053
Roscommon	U	75+ years	Unknown	<=10	<=10				0
Roscommon	F	missing	Hispanic	<=10	<=10				
Roscommon	F	missing	NH Other Race	<=10	<=10				
Roscommon	F	missing	NH White	<=10	<=10				
Roscommon	F	missing	Unknown	<=10	<=10				0
Roscommon	M	missing	Hispanic	<=10	<=10				
Roscommon	M	missing	NH Other Race	<=10	<=10				
Roscommon	M	missing	NH White	<=10	<=10				
Roscommon	M	missing	Unknown	<=10	<=10				
Roscommon	F	under 5 years	NH Black	<=10	<=10				100
Roscommon	F	under 5 years	NH White	<=10	<=10				0
Roscommon	F	under 5 years	Unknown	<=10	<=10				
Roscommon	M	under 5 years	Hispanic	<=10	<=10				100
Roscommon	M	under 5 years	NH Other Race	<=10	<=10				

Roscommon	M	under 5 years	NH White	<=10	<=10						0
Saginaw	F	12-15 years	Hispanic		57	196	624 Region 3	9.134615385	29.08163265		50
Saginaw	F	12-15 years	NH American Indian/Alaska Native	<=10	<=10	<50	Region 3	4.545454546			
Saginaw	F	12-15 years	NH Asian/Native Hawaiian/Other Pacific Islands		19	37	50 Region 3	38	51.35135135		
Saginaw	F	12-15 years	NH Black		82	275	950 Region 3	8.631578947	29.81818182		
Saginaw	F	12-15 years	NH Other Race		11	21	204 Region 3	5.392156863	52.38095238		
Saginaw	F	12-15 years	NH White		391	1219	2686 Region 3	14.55696203	32.0754717		
Saginaw	F	12-15 years	Unknown	<=10		34			29.41176471		
Saginaw	M	12-15 years	Hispanic		58	175	673 Region 3	8.618127786	33.14285714		
Saginaw	M	12-15 years	NH American Indian/Alaska Native	<=10	<=10	<50	Region 3	0	0		
Saginaw	M	12-15 years	NH Asian/Native Hawaiian/Other Pacific Islands		11	33	80 Region 3	13.75	33.33333333		
Saginaw	M	12-15 years	NH Black		86	294	1012 Region 3	8.498023715	29.25170068		
Saginaw	M	12-15 years	NH Other Race		11	28	212 Region 3	5.188679245	39.28571429		
Saginaw	M	12-15 years	NH White		398	1215	2866 Region 3	13.88695045	32.75720165		
Saginaw	M	12-15 years	Unknown		17	54			31.48148148		
Saginaw	F	16-19 years	Hispanic		64	196	605 Region 3	10.5785124	32.65306122		
Saginaw	F	16-19 years	NH American Indian/Alaska Native	<=10	<=10	<50	Region 3	4	11.11111111		
Saginaw	F	16-19 years	NH Asian/Native Hawaiian/Other Pacific Islands		20	30	77 Region 3	25.97402597	66.66666667		
Saginaw	F	16-19 years	NH Black		91	357	1107 Region 3	8.220415538	25.49019608		
Saginaw	F	16-19 years	NH Other Race		33	70	200 Region 3	16.5	47.14285714		
Saginaw	F	16-19 years	NH White		682	1516	3142 Region 3	21.7059198	44.98680739		
Saginaw	F	16-19 years	Unknown		62	173			35.83815029		
Saginaw	M	16-19 years	Hispanic		64	186	614 Region 3	10.42345277	34.40860215		
Saginaw	M	16-19 years	NH American Indian/Alaska Native	<=10	<=10	<50	Region 3	11.11111111	40		
Saginaw	M	16-19 years	NH Asian/Native Hawaiian/Other Pacific Islands		20	32	83 Region 3	24.09638554	62.5		
Saginaw	M	16-19 years	NH Black		79	288	1160 Region 3	6.810344828	27.43055556		
Saginaw	M	16-19 years	NH Other Race		29	52	195 Region 3	14.87179487	55.76923077		
Saginaw	M	16-19 years	NH White		513	1294	3092 Region 3	16.59120311	39.64451314		
Saginaw	M	16-19 years	Unknown		63	178			35.39325843		
Saginaw	F	20-29 years	Hispanic		130	411	1321 Region 3	9.841029523	31.63017032		
Saginaw	F	20-29 years	NH American Indian/Alaska Native	<=10		18 <50	Region 3	31.25	55.55555556		
Saginaw	F	20-29 years	NH Asian/Native Hawaiian/Other Pacific Islands		61	102	300 Region 3	20.33333333	59.80392157		
Saginaw	F	20-29 years	NH Black		184	852	2756 Region 3	6.676342525	21.59624413		
Saginaw	F	20-29 years	NH Other Race		131	231	400 Region 3	32.75	56.70995671		
Saginaw	F	20-29 years	NH White		1599	3690	7622 Region 3	20.97874574	43.33333333		
Saginaw	F	20-29 years	Unknown		183	579			31.60621762		
Saginaw	M	20-29 years	Hispanic		110	332	1329 Region 3	8.276899925	33.13253012		
Saginaw	M	20-29 years	NH American Indian/Alaska Native		11	26	65 Region 3	16.92307692	42.30769231		
Saginaw	M	20-29 years	NH Asian/Native Hawaiian/Other Pacific Islands		64	130	214 Region 3	29.90654206	49.23076923		
Saginaw	M	20-29 years	NH Black		138	578	2762 Region 3	4.996379435	23.87543253		
Saginaw	M	20-29 years	NH Other Race		83	184	368 Region 3	22.55434783	45.10869565		
Saginaw	M	20-29 years	NH White		1105	3019	8128 Region 3	13.59498032	36.60152368		
Saginaw	M	20-29 years	Unknown		174	654			26.60550459		
Saginaw	U	20-29 years	NH Asian/Native Hawaiian/Other Pacific Islands	<=10	<=10				0		
Saginaw	U	20-29 years	NH Black	<=10	<=10				0		
Saginaw	U	20-29 years	NH Other Race	<=10	<=10				50		
Saginaw	U	20-29 years	NH White	<=10	<=10				50		
Saginaw	U	20-29 years	Unknown	<=10	<=10				0		
Saginaw	F	30-39 years	Hispanic		150	356	1004 Region 3	14.94023904	42.13483146		
Saginaw	F	30-39 years	NH American Indian/Alaska Native		15	28 <50	Region 3	51.72413793	53.57142857		
Saginaw	F	30-39 years	NH Asian/Native Hawaiian/Other Pacific Islands		62	102	205 Region 3	30.24390244	60.78431373		
Saginaw	F	30-39 years	NH Black		290	947	2123 Region 3	13.65991521	30.62302006		
Saginaw	F	30-39 years	NH Other Race		121	222	177 Region 3	68.36158192	54.50450451		
Saginaw	F	30-39 years	NH White		1852	3723	7205 Region 3	25.70437196	49.74482944		
Saginaw	F	30-39 years	Unknown		277	710			39.01408451		
Saginaw	M	30-39 years	Hispanic		113	307	923 Region 3	12.24268689	36.80781759		
Saginaw	M	30-39 years	NH American Indian/Alaska Native	<=10		23 <50	Region 3	26.47058824	39.13043478		
Saginaw	M	30-39 years	NH Asian/Native Hawaiian/Other Pacific Islands		56	90	277 Region 3	20.2166065	62.22222222		
Saginaw	M	30-39 years	NH Black		186	551	1943 Region 3	9.572825528	33.75680581		
Saginaw	M	30-39 years	NH Other Race		80	186	138 Region 3	57.97101449	43.01075269		
Saginaw	M	30-39 years	NH White		1492	3185	7389 Region 3	20.19217756	46.84458399		
Saginaw	M	30-39 years	Unknown		274	842			32.5415677		
Saginaw	U	30-39 years	Hispanic	<=10	<=10				0		
Saginaw	U	30-39 years	NH White	<=10	<=10				40		
Saginaw	U	30-39 years	Unknown	<=10	<=10				0		
Saginaw	F	40-49 years	Hispanic		195	388	956 Region 3	20.39748954	50.25773196		
Saginaw	F	40-49 years	NH American Indian/Alaska Native	<=10		16 <50	Region 3	29.41176471	62.5		
Saginaw	F	40-49 years	NH Asian/Native Hawaiian/Other Pacific Islands		68	82	158 Region 3	43.03797468	82.92682927		
Saginaw	F	40-49 years	NH Black		469	1053	2144 Region 3	21.875	44.53941121		
Saginaw	F	40-49 years	NH Other Race		157	262	107 Region 3	146.728972	59.92366412		
Saginaw	F	40-49 years	NH White		2405	4158	7548 Region 3	31.8627451	57.84030784		
Saginaw	F	40-49 years	Unknown		341	805			42.36024845		
Saginaw	M	40-49 years	Hispanic		136	317	810 Region 3	16.79012346	42.9022082		
Saginaw	M	40-49 years	NH American Indian/Alaska Native		11	15 <50	Region 3	32.35294118	73.33333333		
Saginaw	M	40-49 years	NH Asian/Native Hawaiian/Other Pacific Islands		53	72	182 Region 3	29.12087912	73.61111111		
Saginaw	M	40-49 years	NH Black		297	705	1761 Region 3	16.86541738	42.12765957		
Saginaw	M	40-49 years	NH Other Race		107	225	99 Region 3	108.080801	47.55555556		
Saginaw	M	40-49 years	NH White		1860	3442	7511 Region 3	24.76367994	54.0383498		
Saginaw	M	40-49 years	Unknown		361	903			39.97785161		
Saginaw	U	40-49 years	NH American Indian/Alaska Native	<=10	<=10				0		
Saginaw	U	40-49 years	NH Asian/Native Hawaiian/Other Pacific Islands	<=10	<=10				100		
Saginaw	U	40-49 years	NH White	<=10	<=10	13			30.76923077		
Saginaw	U	40-49 years	Unknown	<=10	<=10				0		
Saginaw	F	5-11 years	Hispanic		27	134	1056 Region 3	2.556818182	20.14925373		
Saginaw	F	5-11 years	NH Asian/Native Hawaiian/Other Pacific Islands	<=10		50	96 Region 3	6.25	12		
Saginaw	F	5-11 years	NH Black		34	191	1778 Region 3	1.912260967	17.80104712		
Saginaw	F	5-11 years	NH Other Race	<=10		17	373 Region 3	1.608579089	35.29411765		
Saginaw	F	5-11 years	NH White		196	997	4210 Region 3	4.655581948	19.65897693		
Saginaw	F	5-11 years	Unknown	<=10		36			13.88888889		
Saginaw	M	5-11 years	Hispanic		21	143	1108 Region 3	1.895306859	14.68531469		
Saginaw	M	5-11 years	NH American Indian/Alaska Native	<=10	<=10	<50	Region 3	4.651162791	100		
Saginaw	M	5-11 years	NH Asian/Native Hawaiian/Other Pacific Islands	<=10		47	78 Region 3	5.128205128	8.510638298		
Saginaw	M	5-11 years	NH Black		34	193	1844 Region 3	1.843817787	17.61658031		
Saginaw	M	5-11 years	NH Other Race	<=10	<=10		344 Region 3	0.290697674	20		

Saginaw	M	5-11 years	NH White		225	1057	4527 Region 3	4.970178926	21.28666036
Saginaw	M	5-11 years	Unknown	<=10		45			17.77777778
Saginaw	F	50-64 years	Hispanic		458	680	1164 Region 3	39.34707904	67.35294118
Saginaw	F	50-64 years	NH American Indian/Alaska Native		41	64	70 Region 3	58.57142857	64.0625
Saginaw	F	50-64 years	NH Asian/Native Hawaiian/Other Pacific Islands		96	138	231 Region 3	41.58844156	69.56521739
Saginaw	F	50-64 years	NH Black	1297	2026	3342 Region 3	38.80909635	64.017769	
Saginaw	F	50-64 years	NH Other Race		408	597	131 Region 3	311.4503817	68.34170854
Saginaw	F	50-64 years	NH White		6805	9618	15166 Region 3	44.87010418	70.75275525
Saginaw	F	50-64 years	Unknown		841	1630			51.59509203
Saginaw	M	50-64 years	Hispanic		412	641	1023 Region 3	40.27370479	64.27457098
Saginaw	M	50-64 years	NH American Indian/Alaska Native		35	50	57 Region 3	61.40350877	70
Saginaw	M	50-64 years	NH Asian/Native Hawaiian/Other Pacific Islands		87	118	197 Region 3	44.16243655	73.72881356
Saginaw	M	50-64 years	NH Black		978	1532	2828 Region 3	34.58274399	63.8381201
Saginaw	M	50-64 years	NH Other Race		315	499	128 Region 3	246.09375	63.12625251
Saginaw	M	50-64 years	NH White		5434	8088	14439 Region 3	37.63418519	67.1859545
Saginaw	M	50-64 years	Unknown		746	1542			48.37872892
Saginaw	U	50-64 years	Hispanic	<=10	<=10				100
Saginaw	U	50-64 years	NH Black	<=10	<=10				33.33333333
Saginaw	U	50-64 years	NH White		12	19			63.15789474
Saginaw	F	65-74 years	Hispanic		327	413	586 Region 3	55.80204778	79.17675545
Saginaw	F	65-74 years	NH American Indian/Alaska Native		30	34 <50	Region 3	76.92307692	88.23529412
Saginaw	F	65-74 years	NH Asian/Native Hawaiian/Other Pacific Islands		49	68	108 Region 3	45.37037037	72.05882353
Saginaw	F	65-74 years	NH Black	1116	1409	1865 Region 3	59.83914209	79.20511001	
Saginaw	F	65-74 years	NH Other Race		467	557	55 Region 3	849.0909091	83.84201077
Saginaw	F	65-74 years	NH White		5758	6937	8770 Region 3	65.65564424	83.00418048
Saginaw	F	65-74 years	Unknown		430	714			60.22408964
Saginaw	M	65-74 years	Hispanic		247	314	523 Region 3	47.22753346	78.66242038
Saginaw	M	65-74 years	NH American Indian/Alaska Native		14	21 <50	Region 3	63.63636364	66.66666667
Saginaw	M	65-74 years	NH Asian/Native Hawaiian/Other Pacific Islands		37	53	84 Region 3	44.04761905	69.81132076
Saginaw	M	65-74 years	NH Black		742	958	1445 Region 3	51.34948097	77.45302714
Saginaw	M	65-74 years	NH Other Race		403	493	54 Region 3	746.2962963	81.74442191
Saginaw	M	65-74 years	NH White		4726	5728	7686 Region 3	61.48842051	82.50698324
Saginaw	M	65-74 years	Unknown		434	653			66.46248086
Saginaw	U	65-74 years	NH White	<=10	<=10				33.33333333
Saginaw	F	75+ years	Hispanic		184	247	401 Region 3	45.88528678	74.49392713
Saginaw	F	75+ years	NH American Indian/Alaska Native		16	22 <50	Region 3		100
Saginaw	F	75+ years	NH Asian/Native Hawaiian/Other Pacific Islands		32	41	57 Region 3	56.14035088	78.04878049
Saginaw	F	75+ years	NH Black		540	700	1111 Region 3	48.60486049	77.14285714
Saginaw	F	75+ years	NH Other Race		409	533 <50	Region 3	889.1304348	76.73545966
Saginaw	F	75+ years	NH White		4620	5584	8037 Region 3	57.48413587	82.73638969
Saginaw	F	75+ years	Unknown		413	725			56.96551724
Saginaw	M	75+ years	Hispanic		127	150	265 Region 3	47.9245283	84.66666667
Saginaw	M	75+ years	NH American Indian/Alaska Native	<=10	<=10	<50	Region 3		70
Saginaw	M	75+ years	NH Asian/Native Hawaiian/Other Pacific Islands		14	20	57 Region 3	24.56140351	70
Saginaw	M	75+ years	NH Black		310	383	681 Region 3	45.52129222	80.93994778
Saginaw	M	75+ years	NH Other Race		307	376 <50	Region 3	829.7297297	81.64893617
Saginaw	M	75+ years	NH White		3147	3798	5459 Region 3	57.64792087	82.85939968
Saginaw	M	75+ years	Unknown		362	573			63.17626527
Saginaw	F	missing	Hispanic	<=10	<=10				
Saginaw	F	missing	NH Asian/Native Hawaiian/Other Pacific Islands	<=10	<=10				
Saginaw	F	missing	NH Black	<=10	<=10				
Saginaw	F	missing	NH Other Race	<=10	<=10				
Saginaw	F	missing	NH White	<=10	<=10				
Saginaw	F	missing	Unknown	<=10	<=10				
Saginaw	M	missing	Hispanic	<=10	<=10				
Saginaw	M	missing	NH Asian/Native Hawaiian/Other Pacific Islands	<=10	<=10				
Saginaw	M	missing	NH Black	<=10	<=10				
Saginaw	M	missing	NH Other Race	<=10	<=10				
Saginaw	M	missing	NH White	<=10	<=10				
Saginaw	M	missing	Unknown	<=10	<=10				0
Saginaw	U	missing	Unknown	<=10	<=10				
Saginaw	F	under 5 years	Hispanic	<=10	<=10				0
Saginaw	F	under 5 years	NH American Indian/Alaska Native	<=10	<=10				0
Saginaw	F	under 5 years	NH Black	<=10	<=10				0
Saginaw	F	under 5 years	NH Other Race	<=10	<=10				
Saginaw	F	under 5 years	NH White	<=10	<=10	18			16.66666667
Saginaw	F	under 5 years	Unknown	<=10	<=10				
Saginaw	M	under 5 years	Hispanic	<=10	<=10				0
Saginaw	M	under 5 years	NH Asian/Native Hawaiian/Other Pacific Islands	<=10	<=10				
Saginaw	M	under 5 years	NH Black	<=10	<=10				
Saginaw	M	under 5 years	NH Other Race	<=10	<=10				
Saginaw	M	under 5 years	NH White	<=10	<=10				
Saginaw	M	under 5 years	Unknown	<=10	<=10	31			22.58064516
Sanilac	F	12-15 years	Hispanic	<=10	<=10		64 Region 3	0	0
Sanilac	F	12-15 years	NH American Indian/Alaska Native	<=10	<=10	<50	Region 3	50	100
Sanilac	F	12-15 years	NH Asian/Native Hawaiian/Other Pacific Islands	<=10	<=10	<50	Region 3	0	0
Sanilac	F	12-15 years	NH Black	<=10	<=10	<50	Region 3	12.5	100
Sanilac	F	12-15 years	NH Other Race	<=10	<=10	<50	Region 3	0	0
Sanilac	F	12-15 years	NH White		49	176	954 Region 3	5.136268344	27.84090909
Sanilac	F	12-15 years	Unknown	<=10	<=10				0
Sanilac	M	12-15 years	Hispanic	<=10	<=10		71 Region 3	1.408450704	12.5
Sanilac	M	12-15 years	NH American Indian/Alaska Native	<=10	<=10	<50	Region 3	0	0
Sanilac	M	12-15 years	NH Asian/Native Hawaiian/Other Pacific Islands	<=10	<=10	<50	Region 3	0	33.33333333
Sanilac	M	12-15 years	NH Other Race	<=10	<=10	<50	Region 3	4.347826087	50
Sanilac	M	12-15 years	NH White		40	176	970 Region 3	4.12371134	22.72727273
Sanilac	M	12-15 years	Unknown	<=10	<=10				0
Sanilac	F	16-19 years	Hispanic	<=10	<=10	19	60 Region 3	11.66666667	36.84210526
Sanilac	F	16-19 years	NH American Indian/Alaska Native	<=10	<=10	<50	Region 3	33.33333333	100
Sanilac	F	16-19 years	NH Asian/Native Hawaiian/Other Pacific Islands	<=10	<=10	<50	Region 3	12.5	100
Sanilac	F	16-19 years	NH Black	<=10	<=10	<50	Region 3	33.33333333	42.85714286
Sanilac	F	16-19 years	NH Other Race	<=10	<=10	<50	Region 3	5.263157895	16.66666667
Sanilac	F	16-19 years	NH White		90	276	865 Region 3	10.40462428	32.60869565
Sanilac	F	16-19 years	Unknown	<=10	<=10	20			25
Sanilac	M	16-19 years	Hispanic	<=10	<=10	66	Region 3	12.12121212	40

Sanilac	M	16-19 years	NH American Indian/Alaska Native	<=10	<=10	<50	Region 3	0	0
Sanilac	M	16-19 years	NH Black	<=10	<=10	<50	Region 3	0	0
Sanilac	M	16-19 years	NH Other Race	<=10	<=10	<50	Region 3	5.882352941	20
Sanilac	M	16-19 years	NH White		77	215	912 Region 3	8.442982456	35.81395349
Sanilac	M	16-19 years	Unknown	<=10		17			17.64705882
Sanilac	F	20-29 years	Hispanic	<=10		22	95 Region 3	7.368421053	31.81818182
Sanilac	F	20-29 years	NH American Indian/Alaska Native	<=10	<=10	<50	Region 3	0	0
Sanilac	F	20-29 years	NH Asian/Native Hawaiian/Other Pacific Islands	<=10	<=10	<50	Region 3	15.38461539	66.66666667
Sanilac	F	20-29 years	NH Black	<=10	<=10	<50	Region 3	0	0
Sanilac	F	20-29 years	NH Other Race	<=10		21	<50 Region 3	30	42.85714286
Sanilac	F	20-29 years	NH White		209	600	1960 Region 3	10.66326531	34.33333333
Sanilac	F	20-29 years	Unknown		23	58			39.65517241
Sanilac	M	20-29 years	Hispanic		21	71	139 Region 3	15.10791367	29.57746479
Sanilac	M	20-29 years	NH American Indian/Alaska Native	<=10	<=10	<50	Region 3	18.75	50
Sanilac	M	20-29 years	NH Asian/Native Hawaiian/Other Pacific Islands	<=10	<=10	<50	Region 3	8.333333333	33.33333333
Sanilac	M	20-29 years	NH Black	<=10	<=10	<50	Region 3	4.166666667	100
Sanilac	M	20-29 years	NH Other Race	<=10		13	<50 Region 3	9.677419355	23.07692308
Sanilac	M	20-29 years	NH White		122	443	2039 Region 3	5.983325159	27.53950339
Sanilac	M	20-29 years	Unknown		18	92			19.56521739
Sanilac	F	30-39 years	Hispanic		14	31	75 Region 3	18.66666667	45.16129032
Sanilac	F	30-39 years	NH American Indian/Alaska Native	<=10	<=10	<50	Region 3	14.28571429	33.33333333
Sanilac	F	30-39 years	NH Asian/Native Hawaiian/Other Pacific Islands	<=10	<=10	<50	Region 3	22.22222222	33.33333333
Sanilac	F	30-39 years	NH Black	<=10	<=10	<50	Region 3	33.33333333	66.66666667
Sanilac	F	30-39 years	NH Other Race	<=10		20	<50 Region 3	81.81818182	45
Sanilac	F	30-39 years	NH White		281	675	1944 Region 3	14.45473251	41.62962963
Sanilac	F	30-39 years	Unknown		23	85			27.05882353
Sanilac	M	30-39 years	Hispanic		15	45	128 Region 3	11.71875	33.33333333
Sanilac	M	30-39 years	NH American Indian/Alaska Native	<=10	<=10	<50	Region 3	7.692307692	33.33333333
Sanilac	M	30-39 years	NH Black	<=10	<=10	<50	Region 3	3.571428571	20
Sanilac	M	30-39 years	NH Other Race	<=10		14	<50 Region 3	15.78947368	21.42857143
Sanilac	M	30-39 years	NH White		221	565	1926 Region 3	11.47455867	39.11504425
Sanilac	M	30-39 years	Unknown		23	79			29.11392405
Sanilac	U	30-39 years	NH White	<=10	<=10				0
Sanilac	U	30-39 years	Unknown	<=10	<=10				0
Sanilac	F	40-49 years	Hispanic		14	30	104 Region 3	13.46153846	46.66666667
Sanilac	F	40-49 years	NH American Indian/Alaska Native	<=10	<=10	<50	Region 3	12.5	33.33333333
Sanilac	F	40-49 years	NH Asian/Native Hawaiian/Other Pacific Islands	<=10	<=10	<50	Region 3	20	33.33333333
Sanilac	F	40-49 years	NH Black	<=10	<=10	<50	Region 3	40	40
Sanilac	F	40-49 years	NH Other Race		15	25	<50 Region 3	71.42857143	60
Sanilac	F	40-49 years	NH White		414	860	2138 Region 3	19.36389149	48.13953488
Sanilac	F	40-49 years	Unknown		28	91			30.76923077
Sanilac	M	40-49 years	Hispanic		19	46	90 Region 3	21.11111111	41.30434783
Sanilac	M	40-49 years	NH American Indian/Alaska Native	<=10	<=10	<50	Region 3	33.33333333	66.66666667
Sanilac	M	40-49 years	NH Asian/Native Hawaiian/Other Pacific Islands	<=10	<=10	<50	Region 3	22.22222222	100
Sanilac	M	40-49 years	NH Black	<=10	<=10	<50	Region 3	12.5	40
Sanilac	M	40-49 years	NH Other Race		16	25	<50 Region 3	76.19047619	64
Sanilac	M	40-49 years	NH White		297	693	2180 Region 3	13.62385321	42.85714286
Sanilac	M	40-49 years	Unknown		24	102			23.52941177
Sanilac	F	5-11 years	Hispanic	<=10	<=10		93 Region 3	0	0
Sanilac	F	5-11 years	NH American Indian/Alaska Native	<=10	<=10	<50	Region 3	0	0
Sanilac	F	5-11 years	NH White		16	122	1499 Region 3	1.067378252	13.1147541
Sanilac	F	5-11 years	Unknown	<=10	<=10				0
Sanilac	M	5-11 years	Hispanic	<=10	<=10		99 Region 3	1.01010101	14.28571429
Sanilac	M	5-11 years	NH American Indian/Alaska Native	<=10	<=10	<50	Region 3	14.28571429	100
Sanilac	M	5-11 years	NH Asian/Native Hawaiian/Other Pacific Islands	<=10	<=10	<50	Region 3	20	25
Sanilac	M	5-11 years	NH Black	<=10	<=10	<50	Region 3	0	0
Sanilac	M	5-11 years	NH Other Race	<=10	<=10	<50	Region 3	0	0
Sanilac	M	5-11 years	NH White	<=10		106	1577 Region 3	0.507292327	7.547169811
Sanilac	M	5-11 years	Unknown	<=10		11			18.18181818
Sanilac	F	50-64 years	Hispanic		47	70	91 Region 3	51.64835165	67.14285714
Sanilac	F	50-64 years	NH American Indian/Alaska Native	<=10	<=10	<50	Region 3	26.08695652	42.85714286
Sanilac	F	50-64 years	NH Asian/Native Hawaiian/Other Pacific Islands	<=10	<=10	<50	Region 3	10.52631579	50
Sanilac	F	50-64 years	NH Black	<=10	<=10	<50	Region 3	22.22222222	100
Sanilac	F	50-64 years	NH Other Race		52	72	<50 Region 3	208	72.22222222
Sanilac	F	50-64 years	NH White		1603	2473	4485 Region 3	35.74136009	64.82005661
Sanilac	F	50-64 years	Unknown		95	195			48.71794872
Sanilac	M	50-64 years	Hispanic		36	63	130 Region 3	27.69230769	57.14285714
Sanilac	M	50-64 years	NH American Indian/Alaska Native	<=10	<=10	<50	Region 3	3.448275862	14.28571429
Sanilac	M	50-64 years	NH Asian/Native Hawaiian/Other Pacific Islands	<=10	<=10	<50	Region 3	10	33.33333333
Sanilac	M	50-64 years	NH Black	<=10		13	<50 Region 3	24.13793103	53.84615385
Sanilac	M	50-64 years	NH Other Race		41	64	<50 Region 3	195.2380952	64.0625
Sanilac	M	50-64 years	NH White		1414	2254	4368 Region 3	32.37179487	62.73291926
Sanilac	M	50-64 years	Unknown		87	228			38.15789474
Sanilac	U	50-64 years	NH White	<=10	<=10				75
Sanilac	F	65-74 years	Hispanic		28	41	<50 Region 3	62.22222222	68.29268293
Sanilac	F	65-74 years	NH American Indian/Alaska Native	<=10	<=10	<50	Region 3	45.45454546	100
Sanilac	F	65-74 years	NH Asian/Native Hawaiian/Other Pacific Islands	<=10	<=10	<50	Region 3	36.36363636	66.66666667
Sanilac	F	65-74 years	NH Black	<=10	<=10	<50	Region 3	150	75
Sanilac	F	65-74 years	NH Other Race		70	90	<50 Region 3	875	77.77777778
Sanilac	F	65-74 years	NH White		1367	1793	2595 Region 3	52.67822736	76.24093698
Sanilac	F	65-74 years	Unknown		79	134			58.95523888
Sanilac	M	65-74 years	Hispanic		27	39	55 Region 3	49.09090909	69.23076923
Sanilac	M	65-74 years	NH American Indian/Alaska Native	<=10	<=10	<50	Region 3	14.28571429	100
Sanilac	M	65-74 years	NH Asian/Native Hawaiian/Other Pacific Islands	<=10	<=10	<50	Region 3	33.33333333	66.66666667
Sanilac	M	65-74 years	NH Black	<=10	<=10	<50	Region 3	33.33333333	100
Sanilac	M	65-74 years	NH Other Race		75	88	<50 Region 3	500	85.22727273
Sanilac	M	65-74 years	NH White		1222	1595	2518 Region 3	48.53057983	76.61442006
Sanilac	M	65-74 years	Unknown		94	162			58.02469136
Sanilac	F	75+ years	Hispanic		18	22	<50 Region 3	69.23076923	81.81818182
Sanilac	F	75+ years	NH Asian/Native Hawaiian/Other Pacific Islands	<=10	<=10	<50	Region 3	16.66666667	66.66666667
Sanilac	F	75+ years	NH Black	<=10	<=10	<50	Region 3	25	100
Sanilac	F	75+ years	NH Other Race		69	88	<50 Region 3	690	78.40909091
Sanilac	F	75+ years	NH White		1096	1378	2044 Region 3	53.62035225	79.53555878
Sanilac	F	75+ years	Unknown		65	107			60.74766355

Sanilac	M	75+ years	Hispanic		18	22	<50	Region 3	64.28571429	81.81818182
Sanilac	M	75+ years	NH Asian/Native Hawaiian/Other Pacific Islands	<=10	<=10	<50		Region 3	66.66666667	100
Sanilac	M	75+ years	NH Black	<=10	<=10	<50		Region 3	25	50
Sanilac	M	75+ years	NH Other Race		66	89	<50	Region 3	825	74.15730337
Sanilac	M	75+ years	NH White		820	1022		1662 Region 3	49.33814681	80.23483366
Sanilac	M	75+ years	Unknown		57	102				55.88235294
Sanilac	F	missing	NH Other Race	<=10	<=10					
Sanilac	F	missing	NH White	<=10	<=10					
Sanilac	F	missing	Unknown	<=10	<=10					0
Sanilac	M	missing	Hispanic	<=10	<=10					
Sanilac	M	missing	NH Other Race	<=10	<=10					
Sanilac	M	missing	NH White	<=10	<=10					
Sanilac	M	missing	Unknown	<=10	<=10					
Sanilac	F	under 5 years	Unknown	<=10	<=10					
Sanilac	M	under 5 years	NH Asian/Native Hawaiian/Other Pacific Islands	<=10	<=10					
Schoolcraft	F	12-15 years	Hispanic	<=10	<=10	<50		Region 8	25	50
Schoolcraft	F	12-15 years	NH American Indian/Alaska Native	<=10	<=10	<50		Region 8	20	30
Schoolcraft	F	12-15 years	NH Asian/Native Hawaiian/Other Pacific Islands	<=10	<=10	<50		Region 8	100	50
Schoolcraft	F	12-15 years	NH Black	<=10	<=10	<50		Region 8	50	100
Schoolcraft	F	12-15 years	NH White		18	59		122 Region 8	14.75409836	30.50847458
Schoolcraft	F	12-15 years	Unknown	<=10	<=10					100
Schoolcraft	M	12-15 years	Hispanic	<=10	<=10	<50		Region 8	25	50
Schoolcraft	M	12-15 years	NH American Indian/Alaska Native	<=10	<=10	<50		Region 8	9.375	50
Schoolcraft	M	12-15 years	NH Asian/Native Hawaiian/Other Pacific Islands	<=10	<=10	<50		Region 8	50	50
Schoolcraft	M	12-15 years	NH White		11	42		132 Region 8	8.333333333	26.19047619
Schoolcraft	F	16-19 years	Hispanic	<=10	<=10	<50		Region 8	100	50
Schoolcraft	F	16-19 years	NH American Indian/Alaska Native	<=10	<=10	<50		Region 8	5.263157895	12.5
Schoolcraft	F	16-19 years	NH Other Race	<=10	<=10	<50		Region 8	0	0
Schoolcraft	F	16-19 years	NH White		29	66		110 Region 8	26.36363636	43.93939394
Schoolcraft	F	16-19 years	Unknown	<=10	<=10					75
Schoolcraft	M	16-19 years	NH American Indian/Alaska Native	<=10	<=10	<50		Region 8	15	37.5
Schoolcraft	M	16-19 years	NH Asian/Native Hawaiian/Other Pacific Islands	<=10	<=10	<50		Region 8		100
Schoolcraft	M	16-19 years	NH Other Race	<=10	<=10	<50		Region 8	14.28571429	50
Schoolcraft	M	16-19 years	NH White		22	47		126 Region 8	17.46031746	46.80851064
Schoolcraft	M	16-19 years	Unknown	<=10	<=10					50
Schoolcraft	F	20-29 years	Hispanic	<=10	<=10	<50		Region 8	20	100
Schoolcraft	F	20-29 years	NH American Indian/Alaska Native		12	18		56 Region 8	21.42857143	66.66666667
Schoolcraft	F	20-29 years	NH Asian/Native Hawaiian/Other Pacific Islands	<=10	<=10	<50		Region 8	100	100
Schoolcraft	F	20-29 years	NH Other Race	<=10	<=10	<50		Region 8	23.52941177	100
Schoolcraft	F	20-29 years	NH White		74	135		272 Region 8	27.20588235	54.81481482
Schoolcraft	F	20-29 years	Unknown		11	25				44
Schoolcraft	M	20-29 years	NH American Indian/Alaska Native	<=10	<=10			50 Region 8	0	0
Schoolcraft	M	20-29 years	NH Asian/Native Hawaiian/Other Pacific Islands	<=10	<=10	<50		Region 8	0	0
Schoolcraft	M	20-29 years	NH Other Race	<=10	<=10	<50		Region 8	0	0
Schoolcraft	M	20-29 years	NH White		34	96		281 Region 8	12.09964413	35.41666667
Schoolcraft	M	20-29 years	Unknown	<=10	<=10	16				50
Schoolcraft	U	20-29 years	NH White	<=10	<=10					33.33333333
Schoolcraft	F	30-39 years	NH American Indian/Alaska Native	<=10	<=10	18	<50	Region 8	27.27272727	50
Schoolcraft	F	30-39 years	NH Asian/Native Hawaiian/Other Pacific Islands	<=10	<=10	<50		Region 8	100	100
Schoolcraft	F	30-39 years	NH Black	<=10	<=10	<50		Region 8		0
Schoolcraft	F	30-39 years	NH Other Race	<=10	<=10	<50		Region 8	0	0
Schoolcraft	F	30-39 years	NH White		64	137		279 Region 8	22.9390681	46.71532847
Schoolcraft	F	30-39 years	Unknown		11	25				44
Schoolcraft	M	30-39 years	NH American Indian/Alaska Native	<=10	<=10	<50		Region 8	12.19512195	50
Schoolcraft	M	30-39 years	NH Asian/Native Hawaiian/Other Pacific Islands	<=10	<=10	<50		Region 8	0	0
Schoolcraft	M	30-39 years	NH Other Race	<=10	<=10	<50		Region 8	11.76470588	66.66666667
Schoolcraft	M	30-39 years	NH White		38	111		281 Region 8	13.52313167	34.23423423
Schoolcraft	M	30-39 years	Unknown	<=10	<=10	25				32
Schoolcraft	U	30-39 years	NH White	<=10	<=10					50
Schoolcraft	F	40-49 years	Hispanic	<=10	<=10			Region 8	50	100
Schoolcraft	F	40-49 years	NH American Indian/Alaska Native	<=10	<=10	14	<50	Region 8	23.68421053	64.28571429
Schoolcraft	F	40-49 years	NH Other Race	<=10	<=10	<50		Region 8	53.84615385	70
Schoolcraft	F	40-49 years	NH White		118	200		381 Region 8	30.97112861	59
Schoolcraft	F	40-49 years	Unknown		25	44				56.81818182
Schoolcraft	M	40-49 years	Hispanic	<=10	<=10	<50		Region 8	100	100
Schoolcraft	M	40-49 years	NH American Indian/Alaska Native	<=10	<=10	<50		Region 8	9.090909091	50
Schoolcraft	M	40-49 years	NH Other Race	<=10	<=10	<50		Region 8	6.25	50
Schoolcraft	M	40-49 years	NH White		79	141		357 Region 8	22.12885154	56.02836879
Schoolcraft	M	40-49 years	Unknown		15	35				42.85714286
Schoolcraft	U	40-49 years	NH White	<=10	<=10					0
Schoolcraft	U	40-49 years	Unknown	<=10	<=10					0
Schoolcraft	F	5-11 years	NH American Indian/Alaska Native	<=10	<=10	<50		Region 8	0	0
Schoolcraft	F	5-11 years	NH Asian/Native Hawaiian/Other Pacific Islands	<=10	<=10	<50		Region 8	0	0
Schoolcraft	F	5-11 years	NH White	<=10	<=10	44		209 Region 8	3.827751196	18.18181818
Schoolcraft	F	5-11 years	Unknown	<=10	<=10					0
Schoolcraft	M	5-11 years	NH American Indian/Alaska Native	<=10	<=10	<50		Region 8	0	0
Schoolcraft	M	5-11 years	NH Asian/Native Hawaiian/Other Pacific Islands	<=10	<=10	<50		Region 8	0	0
Schoolcraft	M	5-11 years	NH White	<=10	<=10	38		183 Region 8	2.18579235	10.52631579
Schoolcraft	M	5-11 years	Unknown	<=10	<=10					0
Schoolcraft	U	5-11 years	Unknown	<=10	<=10					0
Schoolcraft	F	50-64 years	Hispanic	<=10	<=10	<50		Region 8	16.66666667	50
Schoolcraft	F	50-64 years	NH American Indian/Alaska Native		18	26		82 Region 8	21.95121951	69.23076923
Schoolcraft	F	50-64 years	NH Asian/Native Hawaiian/Other Pacific Islands	<=10	<=10	<50		Region 8	150	75
Schoolcraft	F	50-64 years	NH Black	<=10	<=10	<50		Region 8	20	100
Schoolcraft	F	50-64 years	NH Other Race		13	19	<50	Region 8	48.14814815	68.42105263
Schoolcraft	F	50-64 years	NH White		402	565		939 Region 8	42.8115016	71.15044248
Schoolcraft	F	50-64 years	Unknown		79	136				58.08823529
Schoolcraft	M	50-64 years	Hispanic	<=10	<=10	<50		Region 8	14.28571429	100
Schoolcraft	M	50-64 years	NH American Indian/Alaska Native	<=10	<=10	13		54 Region 8	14.81481482	61.53846154
Schoolcraft	M	50-64 years	NH Asian/Native Hawaiian/Other Pacific Islands	<=10	<=10	<50		Region 8		100
Schoolcraft	M	50-64 years	NH Other Race	<=10	<=10	13	<50	Region 8	43.47826087	76.92307692
Schoolcraft	M	50-64 years	NH White		304	480		911 Region 8	33.36992316	63.33333333
Schoolcraft	M	50-64 years	Unknown		56	100				56
Schoolcraft	U	50-64 years	Unknown	<=10	<=10					100

Schoolcraft	F	65-74 years	Hispanic	<=10	<=10	<50	Region 8	100	100
Schoolcraft	F	65-74 years	NH American Indian/Alaska Native	<=10	<=10	<50	Region 8	18.60465116	100
Schoolcraft	F	65-74 years	NH Black	<=10	<=10	<50	Region 8	100	100
Schoolcraft	F	65-74 years	NH Other Race		11	14 <50	Region 8	183.3333333	78.57142857
Schoolcraft	F	65-74 years	NH White	402		482	594 Region 8	67.67676768	83.40248963
Schoolcraft	F	65-74 years	Unknown	38		60			63.33333333
Schoolcraft	M	65-74 years	Hispanic	<=10	<=10	<50	Region 8	100	100
Schoolcraft	M	65-74 years	NH American Indian/Alaska Native	<=10	<=10	<50	Region 8	18.75	100
Schoolcraft	M	65-74 years	NH Black	<=10	<=10	<50	Region 8		100
Schoolcraft	M	65-74 years	NH Other Race		14	15 <50	Region 8	107.6923077	93.33333333
Schoolcraft	M	65-74 years	NH White	404		487	635 Region 8	63.62204724	82.95687885
Schoolcraft	M	65-74 years	Unknown	39		63			61.90476191
Schoolcraft	F	75+ years	Hispanic	<=10	<=10	<50	Region 8	14.28571429	50
Schoolcraft	F	75+ years	NH American Indian/Alaska Native	<=10	<=10	<50	Region 8	7.142857143	100
Schoolcraft	F	75+ years	NH Other Race		22	31 <50	Region 8	366.6666667	70.96774194
Schoolcraft	F	75+ years	NH White	293		353	466 Region 8	62.87553648	83.00283286
Schoolcraft	F	75+ years	Unknown	20		33			60.60606061
Schoolcraft	M	75+ years	Hispanic	<=10	<=10	<50	Region 8	50	100
Schoolcraft	M	75+ years	NH American Indian/Alaska Native	<=10	<=10	<50	Region 8	5.555555556	100
Schoolcraft	M	75+ years	NH Other Race	<=10		13 <50	Region 8	128.5714286	69.23076923
Schoolcraft	M	75+ years	NH White	196		249	365 Region 8	53.69863014	78.71485944
Schoolcraft	M	75+ years	Unknown	26		37			70.27027027
Schoolcraft	F	missing	NH American Indian/Alaska Native	<=10	<=10				
Schoolcraft	F	missing	NH Other Race	<=10	<=10				
Schoolcraft	F	missing	NH White	<=10	<=10				
Schoolcraft	F	missing	Unknown	<=10	<=10				
Schoolcraft	M	missing	NH American Indian/Alaska Native	<=10	<=10				
Schoolcraft	M	missing	NH Other Race	<=10	<=10				
Schoolcraft	M	missing	NH White	<=10	<=10				
Schoolcraft	M	missing	Unknown	<=10	<=10				
Schoolcraft	F	under 5 years	Hispanic	<=10	<=10				
Schoolcraft	F	under 5 years	NH White	<=10	<=10				
Schoolcraft	M	under 5 years	NH White	<=10	<=10				
Shiawassee	F	12-15 years	Hispanic		11	33	78 Region 1	14.1025641	33.33333333
Shiawassee	F	12-15 years	NH American Indian/Alaska Native	<=10	<=10	<50	Region 1	25	100
Shiawassee	F	12-15 years	NH Asian/Native Hawaiian/Other Pacific Islands	<=10	<=10	<50	Region 1	0	0
Shiawassee	F	12-15 years	NH Black	<=10	<=10	<50	Region 1	18.18181818	25
Shiawassee	F	12-15 years	NH Other Race	<=10	<=10	<50	Region 1	8.108108108	75
Shiawassee	F	12-15 years	NH White	189		534	1516 Region 1	12.46701847	35.39325843
Shiawassee	F	12-15 years	Unknown	<=10		17			23.52941177
Shiawassee	M	12-15 years	Hispanic		16	29	82 Region 1	19.51219512	55.17241379
Shiawassee	M	12-15 years	NH American Indian/Alaska Native	<=10	<=10	<50	Region 1	0	0
Shiawassee	M	12-15 years	NH Asian/Native Hawaiian/Other Pacific Islands	<=10	<=10	<50	Region 1	6.25	14.28571429
Shiawassee	M	12-15 years	NH Black	<=10	<=10	<50	Region 1	25	50
Shiawassee	M	12-15 years	NH Other Race	<=10	<=10	<50	Region 1	8.163265306	66.66666667
Shiawassee	M	12-15 years	NH White	212		560	1596 Region 1	13.28320802	37.85714286
Shiawassee	M	12-15 years	Unknown	<=10	<=10				11.11111111
Shiawassee	F	16-19 years	Hispanic	<=10		19	82 Region 1	12.19512195	52.63157895
Shiawassee	F	16-19 years	NH American Indian/Alaska Native	<=10	<=10	<50	Region 1	16.66666667	25
Shiawassee	F	16-19 years	NH Asian/Native Hawaiian/Other Pacific Islands	<=10		11 <50	Region 1	56.25	81.81818182
Shiawassee	F	16-19 years	NH Black	<=10	<=10	<50	Region 1	10.71428571	60
Shiawassee	F	16-19 years	NH Other Race	<=10		14 <50	Region 1	16.66666667	42.85714286
Shiawassee	F	16-19 years	NH White	336		731	1573 Region 1	21.36045772	45.96443229
Shiawassee	F	16-19 years	Unknown	17		43			39.53488372
Shiawassee	M	16-19 years	Hispanic	<=10		17	82 Region 1	2.43902439	11.76470588
Shiawassee	M	16-19 years	NH American Indian/Alaska Native	<=10	<=10	<50	Region 1	22.22222222	66.66666667
Shiawassee	M	16-19 years	NH Asian/Native Hawaiian/Other Pacific Islands	<=10	<=10	<50	Region 1	0	0
Shiawassee	M	16-19 years	NH Black	<=10	<=10	<50	Region 1	0	0
Shiawassee	M	16-19 years	NH Other Race	<=10		13 <50	Region 1	20	61.53846154
Shiawassee	M	16-19 years	NH White	243		619	1631 Region 1	14.89883507	39.25686591
Shiawassee	M	16-19 years	Unknown	<=10		34			26.47058824
Shiawassee	F	20-29 years	Hispanic		23	56	178 Region 1	12.92134832	41.07142857
Shiawassee	F	20-29 years	NH American Indian/Alaska Native	<=10		17 <50	Region 1	33.33333333	35.29411765
Shiawassee	F	20-29 years	NH Asian/Native Hawaiian/Other Pacific Islands	<=10	<=10	<50	Region 1	6.976744186	33.33333333
Shiawassee	F	20-29 years	NH Black	<=10	<=10	<50	Region 1	13.33333333	66.66666667
Shiawassee	F	20-29 years	NH Other Race		30	55	71 Region 1	42.25352113	54.54545455
Shiawassee	F	20-29 years	NH White	635		1544	3643 Region 1	17.43068899	41.12694301
Shiawassee	F	20-29 years	Unknown	60		165			36.36363636
Shiawassee	M	20-29 years	Hispanic		24	45	191 Region 1	12.56544503	53.33333333
Shiawassee	M	20-29 years	NH American Indian/Alaska Native	<=10		12 <50	Region 1	11.11111111	25
Shiawassee	M	20-29 years	NH Asian/Native Hawaiian/Other Pacific Islands	<=10		11 <50	Region 1	26.31578947	45.45454546
Shiawassee	M	20-29 years	NH Black	<=10		13 <50	Region 1	12.24489796	46.15384615
Shiawassee	M	20-29 years	NH Other Race	<=10		20	91 Region 1	10.98901099	50
Shiawassee	M	20-29 years	NH White	454		1295	3932 Region 1	11.54628688	35.05791506
Shiawassee	M	20-29 years	Unknown	49		198			24.74747475
Shiawassee	U	20-29 years	NH White	<=10	<=10				0
Shiawassee	F	30-39 years	Hispanic		27	56	141 Region 1	19.14893617	48.21428571
Shiawassee	F	30-39 years	NH American Indian/Alaska Native	<=10	<=10	<50	Region 1	15.78947368	37.5
Shiawassee	F	30-39 years	NH Asian/Native Hawaiian/Other Pacific Islands	<=10		14 <50	Region 1	22.72727273	35.71428571
Shiawassee	F	30-39 years	NH Black	<=10	<=10	<50	Region 1	10.71428571	37.5
Shiawassee	F	30-39 years	NH Other Race		37	62 <50	Region 1	88.0952381	59.67741936
Shiawassee	F	30-39 years	NH White	907		1772	3539 Region 1	25.62870868	51.18510158
Shiawassee	F	30-39 years	Unknown	45		175			25.71428571
Shiawassee	M	30-39 years	Hispanic		19	39	176 Region 1	10.79545455	48.71794872
Shiawassee	M	30-39 years	NH American Indian/Alaska Native	<=10	<=10	<50	Region 1	9.523809524	66.66666667
Shiawassee	M	30-39 years	NH Asian/Native Hawaiian/Other Pacific Islands	<=10	<=10	<50	Region 1	10.71428571	37.5
Shiawassee	M	30-39 years	NH Black	<=10		17 <50	Region 1	18.91891892	41.17647059
Shiawassee	M	30-39 years	NH Other Race		18	43 <50	Region 1	52.94117647	41.86046512
Shiawassee	M	30-39 years	NH White	644		1367	3565 Region 1	18.06451613	47.11046086
Shiawassee	M	30-39 years	Unknown	56		197			28.42639594
Shiawassee	U	30-39 years	NH White	<=10	<=10				0
Shiawassee	F	40-49 years	Hispanic		27	52	123 Region 1	21.95121951	51.92307692
Shiawassee	F	40-49 years	NH American Indian/Alaska Native	<=10		11 <50	Region 1	31.25	45.45454546
Shiawassee	F	40-49 years	NH Asian/Native Hawaiian/Other Pacific Islands		12	14 <50	Region 1	35.29411765	85.71428571

Shiawassee	F	40-49 years	NH Black	<=10	<=10	<50	Region 1	40	80
Shiawassee	F	40-49 years	NH Other Race		31	60 <50	Region 1	86.11111111	51.66666667
Shiawassee	F	40-49 years	NH White	1178		2055	3794 Region 1	31.04902478	57.32360097
Shiawassee	F	40-49 years	Unknown		89	221		40.27149321	
Shiawassee	M	40-49 years	Hispanic		19	37	128 Region 1	14.84375	51.35135135
Shiawassee	M	40-49 years	NH American Indian/Alaska Native	<=10	<=10	<50	Region 1	10.52631579	25
Shiawassee	M	40-49 years	NH Asian/Native Hawaiian/Other Pacific Islands	<=10	<=10	<50	Region 1	25	55.55555556
Shiawassee	M	40-49 years	NH Black	<=10	<=10	<50	Region 1	6.451612903	28.57142857
Shiawassee	M	40-49 years	NH Other Race		31	52 <50	Region 1	100	59.61538462
Shiawassee	M	40-49 years	NH White	885		1614	3839 Region 1	23.05287835	54.83271376
Shiawassee	M	40-49 years	Unknown		71	223		31.83856502	
Shiawassee	U	40-49 years	NH White	<=10	<=10			33.33333333	
Shiawassee	F	5-11 years	Hispanic	<=10	<=10	15	127 Region 1	3.149606299	26.66666667
Shiawassee	F	5-11 years	NH Asian/Native Hawaiian/Other Pacific Islands	<=10	<=10	<50	Region 1	0	0
Shiawassee	F	5-11 years	NH Black	<=10	<=10	<50	Region 1	11.11111111	60
Shiawassee	F	5-11 years	NH White	154		482	2348 Region 1	6.558773424	31.95020747
Shiawassee	F	5-11 years	Unknown	<=10	<=10	19		10.52631579	
Shiawassee	M	5-11 years	Hispanic	<=10	<=10	15	129 Region 1	2.325581395	20
Shiawassee	M	5-11 years	NH American Indian/Alaska Native	<=10	<=10	<50	Region 1	0	0
Shiawassee	M	5-11 years	NH Asian/Native Hawaiian/Other Pacific Islands	<=10	<=10	<50	Region 1	14.28571429	28.57142857
Shiawassee	M	5-11 years	NH Black	<=10	<=10	<50	Region 1	9.375	100
Shiawassee	M	5-11 years	NH Other Race	<=10	<=10		120 Region 1	0	
Shiawassee	M	5-11 years	NH White	134		480	2445 Region 1	5.480572597	27.91666667
Shiawassee	M	5-11 years	Unknown	<=10	<=10	11		9.090909091	
Shiawassee	F	50-64 years	Hispanic		54	83	147 Region 1	36.73469388	65.06024096
Shiawassee	F	50-64 years	NH American Indian/Alaska Native		16	22 <50	Region 1	39.02439024	72.72727273
Shiawassee	F	50-64 years	NH Asian/Native Hawaiian/Other Pacific Islands		13	20 <50	Region 1	43.33333333	65
Shiawassee	F	50-64 years	NH Black	<=10	<=10	<50	Region 1	23.80952381	55.55555556
Shiawassee	F	50-64 years	NH Other Race		116	168 <50	Region 1	269.7674419	69.04761905
Shiawassee	F	50-64 years	NH White	3287		4660	7442 Region 1	44.16823435	70.53648069
Shiawassee	F	50-64 years	Unknown		202	399		50.62656642	
Shiawassee	M	50-64 years	Hispanic		63	88	127 Region 1	49.60629921	71.59090909
Shiawassee	M	50-64 years	NH American Indian/Alaska Native		15	23 <50	Region 1	35.71428571	65.2173913
Shiawassee	M	50-64 years	NH Asian/Native Hawaiian/Other Pacific Islands	<=10	<=10	12 <50	Region 1	33.33333333	75
Shiawassee	M	50-64 years	NH Black		14	22 <50	Region 1	35.8974359	63.63636364
Shiawassee	M	50-64 years	NH Other Race		92	135 <50	Region 1	224.3902439	68.1481815
Shiawassee	M	50-64 years	NH White	2709		4074	7254 Region 1	37.34491315	66.49484536
Shiawassee	M	50-64 years	Unknown		154	394		39.08629442	
Shiawassee	U	50-64 years	NH White	<=10	<=10			50	
Shiawassee	F	65-74 years	Hispanic		26	28	52 Region 1	92.85714286	
Shiawassee	F	65-74 years	NH American Indian/Alaska Native	<=10	<=10	<50	Region 1	4.545454546	25
Shiawassee	F	65-74 years	NH Asian/Native Hawaiian/Other Pacific Islands	<=10	<=10	12 <50	Region 1	62.5	83.33333333
Shiawassee	F	65-74 years	NH Black		12	15 <50	Region 1	150	80
Shiawassee	F	65-74 years	NH Other Race		149	171 <50	Region 1	573.0769231	87.13450292
Shiawassee	F	65-74 years	NH White	2490		3038	3924 Region 1	63.45565749	81.96181699
Shiawassee	F	65-74 years	Unknown		71	135		52.59259259	
Shiawassee	M	65-74 years	Hispanic		19	22	58 Region 1	32.75862069	86.36363636
Shiawassee	M	65-74 years	NH American Indian/Alaska Native	<=10	<=10	<50	Region 1	31.57894737	60
Shiawassee	M	65-74 years	NH Asian/Native Hawaiian/Other Pacific Islands	<=10	<=10	<50	Region 1	37.5	100
Shiawassee	M	65-74 years	NH Black	<=10	<=10	12 <50	Region 1	43.75	58.33333333
Shiawassee	M	65-74 years	NH Other Race		105	129 <50	Region 1	617.6470588	81.39534884
Shiawassee	M	65-74 years	NH White	2106		2586	3536 Region 1	59.55882353	81.43851508
Shiawassee	M	65-74 years	Unknown		85	155		54.83870968	
Shiawassee	F	75+ years	Hispanic		20	25 <50	Region 1	52.63157895	80
Shiawassee	F	75+ years	NH American Indian/Alaska Native	<=10	<=10	<50	Region 1	41.66666667	83.33333333
Shiawassee	F	75+ years	NH Asian/Native Hawaiian/Other Pacific Islands	<=10	<=10	<50	Region 1	31.25	100
Shiawassee	F	75+ years	NH Black	<=10	<=10	<50	Region 1	125	83.33333333
Shiawassee	F	75+ years	NH Other Race		107	129 <50	Region 1	535	82.94573643
Shiawassee	F	75+ years	NH White	1876		2331	2947 Region 1	63.65795725	80.48048048
Shiawassee	F	75+ years	Unknown		68	127		53.54330709	
Shiawassee	M	75+ years	Hispanic		13	16 <50	Region 1	56.52173913	81.25
Shiawassee	M	75+ years	NH American Indian/Alaska Native	<=10	<=10	<50	Region 1	55.55555556	83.33333333
Shiawassee	M	75+ years	NH Asian/Native Hawaiian/Other Pacific Islands	<=10	<=10	<50	Region 1	9.090909091	100
Shiawassee	M	75+ years	NH Black	<=10	<=10	<50	Region 1	37.5	100
Shiawassee	M	75+ years	NH Other Race		79	99 <50	Region 1	415.7894737	79.7979798
Shiawassee	M	75+ years	NH White	1318		1640	2162 Region 1	60.96207216	80.36585366
Shiawassee	M	75+ years	Unknown		54	97		55.67010309	
Shiawassee	F	missing	Hispanic	<=10	<=10				
Shiawassee	F	missing	NH Other Race	<=10	<=10				
Shiawassee	F	missing	NH White	<=10	<=10				
Shiawassee	F	missing	Unknown	<=10	<=10				0
Shiawassee	M	missing	Hispanic	<=10	<=10				
Shiawassee	M	missing	NH American Indian/Alaska Native	<=10	<=10				
Shiawassee	M	missing	NH Black	<=10	<=10				
Shiawassee	M	missing	NH Other Race	<=10	<=10				
Shiawassee	M	missing	NH White	<=10	<=10				0
Shiawassee	M	missing	Unknown	<=10	<=10				
Shiawassee	F	under 5 years	NH Asian/Native Hawaiian/Other Pacific Islands	<=10	<=10				
Shiawassee	F	under 5 years	NH White	<=10	<=10	25			20
Shiawassee	F	under 5 years	Unknown	<=10	<=10				
Shiawassee	M	under 5 years	Hispanic	<=10	<=10				0
Shiawassee	M	under 5 years	NH Black	<=10	<=10				0
Shiawassee	M	under 5 years	NH White	<=10	<=10	19			31.57894737
Shiawassee	M	under 5 years	Unknown	<=10	<=10				
St. Clair	F	12-15 years	Hispanic		19	58	239 Region 2N	7.949790795	32.75862069
St. Clair	F	12-15 years	NH American Indian/Alaska Native	<=10	<=10	<50	Region 2N	18.18181818	66.66666667
St. Clair	F	12-15 years	NH Asian/Native Hawaiian/Other Pacific Islands	<=10	<=10	17 <50	Region 2N	45.45454546	58.82329411
St. Clair	F	12-15 years	NH Black		14	34	98 Region 2N	14.28571429	41.17647059
St. Clair	F	12-15 years	NH Other Race	<=10	<=10		177 Region 2N	1.694915254	37.5
St. Clair	F	12-15 years	NH White	312		1042	3367 Region 2N	9.266409266	29.94241843
St. Clair	F	12-15 years	Unknown	<=10	<=10	30		26.66666667	
St. Clair	M	12-15 years	Hispanic	<=10	<=10	54	232 Region 2N	3.879310345	16.66666667
St. Clair	M	12-15 years	NH American Indian/Alaska Native	<=10	<=10	<50	Region 2N	35.71428571	62.5
St. Clair	M	12-15 years	NH Asian/Native Hawaiian/Other Pacific Islands	<=10	<=10	17 <50	Region 2N	31.81818182	41.17647059

St. Clair	M	12-15 years	NH Black	<=10	30	122	Region 2N	7.37704918	30
St. Clair	M	12-15 years	NH Other Race	<=10	14	201	Region 2N	2.487562189	35.71428571
St. Clair	M	12-15 years	NH White		299	1023	3607 Region 2N	8.289437205	29.22776149
St. Clair	M	12-15 years	Unknown		15	35			42.85714286
St. Clair	U	12-15 years	Hispanic	<=10	<=10				0
St. Clair	F	16-19 years	Hispanic		31	73	244 Region 2N	12.70491803	42.46575343
St. Clair	F	16-19 years	NH American Indian/Alaska Native	<=10	<=10	<50	Region 2N	28.57142857	22.22222222
St. Clair	F	16-19 years	NH Asian/Native Hawaiian/Other Pacific Islands		11	22	<50 Region 2N	35.48387097	50
St. Clair	F	16-19 years	NH Black		19	62	107 Region 2N	17.75700935	30.64516129
St. Clair	F	16-19 years	NH Other Race		22	46	158 Region 2N	13.92405063	47.82608696
St. Clair	F	16-19 years	NH White		594	1479	3092 Region 2N	19.21086675	40.16227181
St. Clair	F	16-19 years	Unknown		52	150			34.66666667
St. Clair	M	16-19 years	Hispanic		13	46	234 Region 2N	5.555555556	28.26086957
St. Clair	M	16-19 years	NH American Indian/Alaska Native	<=10	<=10	<50	Region 2N	57.14285714	66.66666667
St. Clair	M	16-19 years	NH Asian/Native Hawaiian/Other Pacific Islands	<=10		12	<50 Region 2N	20.83333333	41.66666667
St. Clair	M	16-19 years	NH Black		14	44	111 Region 2N	12.61261261	31.81818182
St. Clair	M	16-19 years	NH Other Race		24	40	166 Region 2N	14.45783133	60
St. Clair	M	16-19 years	NH White		451	1243	3429 Region 2N	13.1525226	36.28318584
St. Clair	M	16-19 years	Unknown		36	125			28.8
St. Clair	F	20-29 years	Hispanic		34	123	412 Region 2N	8.252427185	27.64227642
St. Clair	F	20-29 years	NH American Indian/Alaska Native		11	24	<50 Region 2N	30.55555556	45.83333333
St. Clair	F	20-29 years	NH Asian/Native Hawaiian/Other Pacific Islands		19	35	65 Region 2N	29.23076923	54.28571429
St. Clair	F	20-29 years	NH Black		34	103	266 Region 2N	12.78195489	33.00970874
St. Clair	F	20-29 years	NH Other Race		60	135	282 Region 2N	21.27659575	44.44444444
St. Clair	F	20-29 years	NH White		1244	3278	7765 Region 2N	16.02060528	37.94996949
St. Clair	F	20-29 years	Unknown		125	428			29.20560748
St. Clair	M	20-29 years	Hispanic		30	104	464 Region 2N	6.465517241	28.84615385
St. Clair	M	20-29 years	NH American Indian/Alaska Native	<=10		23	59 Region 2N	16.94915254	43.47826087
St. Clair	M	20-29 years	NH Asian/Native Hawaiian/Other Pacific Islands		19	36	60 Region 2N	31.66666667	52.77777778
St. Clair	M	20-29 years	NH Black		25	109	326 Region 2N	7.668711656	22.9357982
St. Clair	M	20-29 years	NH Other Race		45	115	281 Region 2N	16.01423488	39.13043478
St. Clair	M	20-29 years	NH White		898	2790	8388 Region 2N	10.70577015	32.18637993
St. Clair	M	20-29 years	Unknown		92	428			21.4953271
St. Clair	U	20-29 years	NH White	<=10	<=10				0
St. Clair	F	30-39 years	Hispanic		41	113	343 Region 2N	11.95335277	36.28318584
St. Clair	F	30-39 years	NH American Indian/Alaska Native	<=10		18	<50 Region 2N	15.55555556	38.88888889
St. Clair	F	30-39 years	NH Asian/Native Hawaiian/Other Pacific Islands		22	41	89 Region 2N	24.71910112	53.65853659
St. Clair	F	30-39 years	NH Black		32	102	189 Region 2N	16.93121693	31.37254902
St. Clair	F	30-39 years	NH Other Race		43	117	143 Region 2N	30.06993007	36.75213675
St. Clair	F	30-39 years	NH White		1436	3338	7760 Region 2N	18.50515464	43.01972732
St. Clair	F	30-39 years	Unknown		142	446			31.83856502
St. Clair	M	30-39 years	Hispanic		44	114	391 Region 2N	11.25319693	38.59649123
St. Clair	M	30-39 years	NH American Indian/Alaska Native	<=10		20	<50 Region 2N	19.04761905	40
St. Clair	M	30-39 years	NH Asian/Native Hawaiian/Other Pacific Islands		21	40	<50 Region 2N	43.75	52.5
St. Clair	M	30-39 years	NH Black		29	101	321 Region 2N	9.034267913	28.71287129
St. Clair	M	30-39 years	NH Other Race		35	91	97 Region 2N	36.08247423	38.46153846
St. Clair	M	30-39 years	NH White		1099	2786	7754 Region 2N	14.17332989	39.44723618
St. Clair	M	30-39 years	Unknown		137	505			27.12871287
St. Clair	U	30-39 years	NH White	<=10	<=10				100
St. Clair	U	30-39 years	Unknown	<=10	<=10				0
St. Clair	F	40-49 years	Hispanic		57	134	394 Region 2N	14.46700508	42.53731343
St. Clair	F	40-49 years	NH American Indian/Alaska Native		15	30	<50 Region 2N	33.33333333	50
St. Clair	F	40-49 years	NH Asian/Native Hawaiian/Other Pacific Islands		32	55	104 Region 2N	30.76923077	58.18181818
St. Clair	F	40-49 years	NH Black		49	108	198 Region 2N	24.74747475	45.37037037
St. Clair	F	40-49 years	NH Other Race		83	168	120 Region 2N	69.16666667	49.40476191
St. Clair	F	40-49 years	NH White		2092	4149	9005 Region 2N	23.23153803	50.42178838
St. Clair	F	40-49 years	Unknown		199	532			37.40601504
St. Clair	M	40-49 years	Hispanic		45	110	377 Region 2N	11.93633952	40.90909091
St. Clair	M	40-49 years	NH American Indian/Alaska Native	<=10		12	<50 Region 2N	13.63636364	50
St. Clair	M	40-49 years	NH Asian/Native Hawaiian/Other Pacific Islands	<=10		22	<50 Region 2N	20.83333333	45.45454546
St. Clair	M	40-49 years	NH Black		49	113	238 Region 2N	20.58823529	43.36283186
St. Clair	M	40-49 years	NH Other Race		60	129	86 Region 2N	69.76744186	46.51162791
St. Clair	M	40-49 years	NH White		1617	3504	8759 Region 2N	18.46101153	46.14726027
St. Clair	M	40-49 years	Unknown		164	547			29.98171846
St. Clair	U	40-49 years	NH White	<=10	<=10				75
St. Clair	F	5-11 years	Hispanic	<=10		19	332 Region 2N	1.204819277	21.05263158
St. Clair	F	5-11 years	NH Asian/Native Hawaiian/Other Pacific Islands	<=10		11	<50 Region 2N	15.625	45.45454546
St. Clair	F	5-11 years	NH Black	<=10		26	203 Region 2N	2.955665025	23.07692308
St. Clair	F	5-11 years	NH Other Race	<=10	<=10		315 Region 2N	0.952380952	42.85714286
St. Clair	F	5-11 years	NH White		159	721	5145 Region 2N	3.090379009	22.05270458
St. Clair	F	5-11 years	Unknown		12	34			35.29411765
St. Clair	M	5-11 years	Hispanic	<=10		35	408 Region 2N	1.960784314	22.85714286
St. Clair	M	5-11 years	NH American Indian/Alaska Native	<=10	<=10	<50	Region 2N	4	50
St. Clair	M	5-11 years	NH Asian/Native Hawaiian/Other Pacific Islands	<=10		15	<50 Region 2N	9.677419355	20
St. Clair	M	5-11 years	NH Black	<=10		34	187 Region 2N	4.278074866	23.52941177
St. Clair	M	5-11 years	NH Other Race	<=10	<=10		333 Region 2N	0.900909091	50
St. Clair	M	5-11 years	NH White		172	703	5442 Region 2N	3.16060272	24.46657184
St. Clair	M	5-11 years	Unknown	<=10		29			10.34482759
St. Clair	F	50-64 years	Hispanic		143	221	368 Region 2N	38.85869565	64.70588235
St. Clair	F	50-64 years	NH American Indian/Alaska Native		32	54	100 Region 2N	32	59.25925926
St. Clair	F	50-64 years	NH Asian/Native Hawaiian/Other Pacific Islands		50	73	120 Region 2N	41.66666667	68.49315069
St. Clair	F	50-64 years	NH Black		142	245	344 Region 2N	41.27906977	57.95918367
St. Clair	F	50-64 years	NH Other Race		293	462	136 Region 2N	215.4411765	63.41991342
St. Clair	F	50-64 years	NH White		6770	10447	17582 Region 2N	38.5052895	64.80329281
St. Clair	F	50-64 years	Unknown		475	1110			42.79279279
St. Clair	M	50-64 years	Hispanic		102	197	356 Region 2N	28.65168539	51.77664975
St. Clair	M	50-64 years	NH American Indian/Alaska Native		27	55	90 Region 2N	30	49.09090909
St. Clair	M	50-64 years	NH Asian/Native Hawaiian/Other Pacific Islands		31	47	77 Region 2N	40.25974026	65.95744681
St. Clair	M	50-64 years	NH Black		142	229	386 Region 2N	36.78756477	62.00873362
St. Clair	M	50-64 years	NH Other Race		233	416	142 Region 2N	164.084507	56.00961539
St. Clair	M	50-64 years	NH White		5758	9498	17483 Region 2N	32.934851	60.62328911
St. Clair	M	50-64 years	Unknown		473	1166			40.56603774
St. Clair	U	50-64 years	NH Asian/Native Hawaiian/Other Pacific Islands	<=10	<=10				100
St. Clair	U	50-64 years	NH Other Race	<=10	<=10				100

St. Clair	U	50-64 years	NH White		12	18			66.6666667
St. Clair	U	50-64 years	Unknown	<=10	<=10				50
St. Clair	F	65-74 years	Hispanic		76	97	131 Region 2N	58.01526718	78.35051546
St. Clair	F	65-74 years	NH American Indian/Alaska Native		24	32 <50	Region 2N	114.2857143	75
St. Clair	F	65-74 years	NH Asian/Native Hawaiian/Other Pacific Islands		26	41	60 Region 2N	43.33333333	63.41463415
St. Clair	F	65-74 years	NH Black		94	124	169 Region 2N	55.62130178	75.80645161
St. Clair	F	65-74 years	NH Other Race		282	360	56 Region 2N	503.5714286	78.33333333
St. Clair	F	65-74 years	NH White		5108	6541	9007 Region 2N	56.71144665	78.09203486
St. Clair	F	65-74 years	Unknown		355	610			58.19672131
St. Clair	M	65-74 years	Hispanic		70	92	126 Region 2N	55.55555556	76.08695652
St. Clair	M	65-74 years	NH American Indian/Alaska Native		22	29 <50	Region 2N	95.65217391	75.86206897
St. Clair	M	65-74 years	NH Asian/Native Hawaiian/Other Pacific Islands		19	21 <50	Region 2N	44.18604651	90.47619048
St. Clair	M	65-74 years	NH Black		76	110	152 Region 2N	50	69.09090909
St. Clair	M	65-74 years	NH Other Race		230	304	57 Region 2N	403.5087719	75.65789474
St. Clair	M	65-74 years	NH White		4587	5947	8489 Region 2N	54.03463306	77.13132672
St. Clair	M	65-74 years	Unknown		399	682			58.50439883
St. Clair	U	65-74 years	NH Black	<=10	<=10				100
St. Clair	U	65-74 years	NH White	<=10	<=10				100
St. Clair	U	65-74 years	Unknown	<=10	<=10				100
St. Clair	F	75+ years	Hispanic		62	76	80 Region 2N	77.5	81.57894737
St. Clair	F	75+ years	NH American Indian/Alaska Native		22	25 <50	Region 2N	122.2222222	88
St. Clair	F	75+ years	NH Asian/Native Hawaiian/Other Pacific Islands		22	26 <50	Region 2N	66.66666667	84.61538462
St. Clair	F	75+ years	NH Black		45	63	107 Region 2N	42.05607477	71.42857143
St. Clair	F	75+ years	NH Other Race		266	383 <50	Region 2N	858.0645161	69.45169713
St. Clair	F	75+ years	NH White		3538	4562	6984 Region 2N	50.65864834	77.55370452
St. Clair	F	75+ years	Unknown		270	487			55.44147844
St. Clair	M	75+ years	Hispanic		41	50	52 Region 2N	78.84615385	82
St. Clair	M	75+ years	NH American Indian/Alaska Native		16	19 <50	Region 2N	200	84.21052632
St. Clair	M	75+ years	NH Asian/Native Hawaiian/Other Pacific Islands		15	17 <50	Region 2N	39.47368421	88.23529412
St. Clair	M	75+ years	NH Black		31	44	65 Region 2N	47.69230769	70.45454546
St. Clair	M	75+ years	NH Other Race		203	266 <50	Region 2N	751.8518519	76.31578947
St. Clair	M	75+ years	NH White		2765	3495	5102 Region 2N	54.19443356	79.1130186
St. Clair	M	75+ years	Unknown		250	445			56.17977528
St. Clair	U	75+ years	NH Black	<=10	<=10				100
St. Clair	U	75+ years	NH White	<=10	<=10				100
St. Clair	U	75+ years	Unknown	<=10	<=10				100
St. Clair	F	missing	Hispanic	<=10	<=10				
St. Clair	F	missing	NH American Indian/Alaska Native	<=10	<=10				
St. Clair	F	missing	NH Asian/Native Hawaiian/Other Pacific Islands	<=10	<=10				
St. Clair	F	missing	NH Black	<=10	<=10				
St. Clair	F	missing	NH Other Race	<=10	<=10				
St. Clair	F	missing	NH White	<=10	<=10				
St. Clair	F	missing	Unknown	<=10	<=10				0
St. Clair	M	missing	Hispanic	<=10	<=10				
St. Clair	M	missing	NH American Indian/Alaska Native	<=10	<=10				
St. Clair	M	missing	NH Asian/Native Hawaiian/Other Pacific Islands	<=10	<=10				
St. Clair	M	missing	NH Black	<=10	<=10				
St. Clair	M	missing	NH Other Race	<=10	<=10				
St. Clair	M	missing	NH White	<=10	<=10				
St. Clair	M	missing	Unknown	<=10	<=10				
St. Clair	F	under 5 years	Hispanic	<=10	<=10				
St. Clair	F	under 5 years	NH Asian/Native Hawaiian/Other Pacific Islands	<=10	<=10				
St. Clair	F	under 5 years	NH Black	<=10	<=10				
St. Clair	F	under 5 years	NH Other Race	<=10	<=10				0
St. Clair	F	under 5 years	NH White	<=10	<=10				50
St. Clair	F	under 5 years	Unknown	<=10	<=10				
St. Clair	M	under 5 years	Hispanic	<=10	<=10				0
St. Clair	M	under 5 years	NH American Indian/Alaska Native	<=10	<=10				
St. Clair	M	under 5 years	NH Asian/Native Hawaiian/Other Pacific Islands	<=10	<=10				
St. Clair	M	under 5 years	NH Black	<=10	<=10				100
St. Clair	M	under 5 years	NH White	<=10	<=10				16.66666667
St. Clair	M	under 5 years	Unknown	<=10	<=10				
St. Joseph	F	12-15 years	Hispanic		24	94	251 Region 5	9.561752988	25.53191489
St. Joseph	F	12-15 years	NH American Indian/Alaska Native	<=10	<=10	<50	Region 5	0	0
St. Joseph	F	12-15 years	NH Asian/Native Hawaiian/Other Pacific Islands	<=10	<=10	<50	Region 5	0	0
St. Joseph	F	12-15 years	NH Black	<=10	<=10	18 <50	Region 5	15.38461539	33.33333333
St. Joseph	F	12-15 years	NH Other Race	<=10	<=10		74 Region 5	2.702702703	50
St. Joseph	F	12-15 years	NH White		120	359	1283 Region 5	9.353078722	33.42618384
St. Joseph	F	12-15 years	Unknown	<=10	<=10	13			15.38461539
St. Joseph	M	12-15 years	Hispanic		12	75	245 Region 5	4.897959184	16
St. Joseph	M	12-15 years	NH American Indian/Alaska Native	<=10	<=10	<50	Region 5	0	0
St. Joseph	M	12-15 years	NH Asian/Native Hawaiian/Other Pacific Islands	<=10	<=10	<50	Region 5	18.18181818	33.33333333
St. Joseph	M	12-15 years	NH Black	<=10	<=10	13 <50	Region 5	8.333333333	30.76923077
St. Joseph	M	12-15 years	NH Other Race	<=10	<=10		80 Region 5	0	0
St. Joseph	M	12-15 years	NH White		117	350	1368 Region 5	8.552631579	33.42857143
St. Joseph	M	12-15 years	Unknown	<=10	<=10	12			25
St. Joseph	F	16-19 years	Hispanic		33	102	217 Region 5	15.20737327	32.35294118
St. Joseph	F	16-19 years	NH Asian/Native Hawaiian/Other Pacific Islands	<=10	<=10	<50	Region 5	36.36363636	57.14285714
St. Joseph	F	16-19 years	NH Black	<=10	<=10	15 <50	Region 5	20	46.66666667
St. Joseph	F	16-19 years	NH Other Race	<=10	<=10		68 Region 5	4.411764706	37.5
St. Joseph	F	16-19 years	NH White		158	423	1168 Region 5	13.52739726	37.35224586
St. Joseph	F	16-19 years	Unknown		21	50			42
St. Joseph	M	16-19 years	Hispanic		16	86	241 Region 5	6.639004149	18.60465116
St. Joseph	M	16-19 years	NH American Indian/Alaska Native	<=10	<=10	<50	Region 5	0	0
St. Joseph	M	16-19 years	NH Asian/Native Hawaiian/Other Pacific Islands	<=10	<=10	<50	Region 5	27.27272727	60
St. Joseph	M	16-19 years	NH Black		12	19 <50	Region 5	44.44444444	63.15789474
St. Joseph	M	16-19 years	NH Other Race	<=10	<=10	11	62 Region 5	4.838709677	27.27272727
St. Joseph	M	16-19 years	NH White		109	346	1196 Region 5	9.113712375	31.50289017
St. Joseph	M	16-19 years	Unknown	<=10	<=10	42			19.04761905
St. Joseph	F	20-29 years	Hispanic		34	163	362 Region 5	9.392265193	20.85889571
St. Joseph	F	20-29 years	NH American Indian/Alaska Native	<=10	<=10	<50	Region 5	30	50
St. Joseph	F	20-29 years	NH Asian/Native Hawaiian/Other Pacific Islands	<=10	<=10	13 <50	Region 5	23.33333333	53.84615385
St. Joseph	F	20-29 years	NH Black		13	30	89 Region 5	14.60674157	43.33333333
St. Joseph	F	20-29 years	NH Other Race	<=10	<=10	33	95 Region 5	8.421052632	24.24242424

St. Joseph	F	20-29 years	NH White		336	946	2858	Region 5	11.75647306	35.5179704
St. Joseph	F	20-29 years	Unknown		31	113				27.43362832
St. Joseph	M	20-29 years	Hispanic		33	268	441	Region 5	7.482993197	12.31343284
St. Joseph	M	20-29 years	NH American Indian/Alaska Native	<=10	<=10	<50		Region 5	4.761904762	20
St. Joseph	M	20-29 years	NH Asian/Native Hawaiian/Other Pacific Islands	<=10		16	<50	Region 5	26.08695652	37.5
St. Joseph	M	20-29 years	NH Black	<=10		23	121	Region 5	1.652892562	8.695652174
St. Joseph	M	20-29 years	NH Other Race	<=10		21	113	Region 5	7.96460177	42.85714286
St. Joseph	M	20-29 years	NH White		233	751	3078	Region 5	7.569850552	31.0252996
St. Joseph	M	20-29 years	Unknown		27	148				18.24324324
St. Joseph	U	20-29 years	NH Black	<=10	<=10					0
St. Joseph	U	20-29 years	Unknown	<=10	<=10					0
St. Joseph	F	30-39 years	Hispanic		38	160	305	Region 5	12.45901639	23.75
St. Joseph	F	30-39 years	NH American Indian/Alaska Native	<=10	<=10	<50		Region 5	23.07692308	50
St. Joseph	F	30-39 years	NH Asian/Native Hawaiian/Other Pacific Islands	<=10		22	<50	Region 5		40
St. Joseph	F	30-39 years	NH Black	<=10		34	81	Region 5	9.87654321	23.52941177
St. Joseph	F	30-39 years	NH Other Race		14	32	67	Region 5	20.89552239	43.75
St. Joseph	F	30-39 years	NH White		491	1110	3032	Region 5	16.1939314	44.23423423
St. Joseph	F	30-39 years	Unknown		45	162				27.77777778
St. Joseph	M	30-39 years	Hispanic		32	226	356	Region 5	8.988764045	14.15929204
St. Joseph	M	30-39 years	NH American Indian/Alaska Native	<=10	<=10	<50		Region 5	8.333333333	33.33333333
St. Joseph	M	30-39 years	NH Asian/Native Hawaiian/Other Pacific Islands	<=10		12	<50	Region 5	36.84210526	58.33333333
St. Joseph	M	30-39 years	NH Black	<=10		28	97	Region 5	7.216494845	25
St. Joseph	M	30-39 years	NH Other Race	<=10		33	<50	Region 5	20.40816327	30.3030303
St. Joseph	M	30-39 years	NH White		325	906	3115	Region 5	10.43338684	35.87196468
St. Joseph	M	30-39 years	Unknown		47	190				24.73684211
St. Joseph	U	30-39 years	NH Other Race	<=10	<=10					0
St. Joseph	U	30-39 years	NH White	<=10	<=10					40
St. Joseph	U	30-39 years	Unknown	<=10	<=10					0
St. Joseph	F	40-49 years	Hispanic		56	193	317	Region 5	17.66561514	29.01554404
St. Joseph	F	40-49 years	NH American Indian/Alaska Native	<=10	<=10	<50		Region 5	18.18181818	33.33333333
St. Joseph	F	40-49 years	NH Asian/Native Hawaiian/Other Pacific Islands		15	26	<50	Region 5	44.11764706	57.69230769
St. Joseph	F	40-49 years	NH Black		13	23	55	Region 5	23.63636364	56.52173913
St. Joseph	F	40-49 years	NH Other Race		25	41	<50	Region 5	56.81818182	60.97560976
St. Joseph	F	40-49 years	NH White		648	1239	2954	Region 5	21.93635748	52.30024213
St. Joseph	F	40-49 years	Unknown		70	169				41.42011834
St. Joseph	M	40-49 years	Hispanic		59	217	292	Region 5	20.20547945	27.18894009
St. Joseph	M	40-49 years	NH American Indian/Alaska Native	<=10	<=10	<50		Region 5		25
St. Joseph	M	40-49 years	NH Asian/Native Hawaiian/Other Pacific Islands		11	18	<50	Region 5	32.35294118	61.11111111
St. Joseph	M	40-49 years	NH Black		12	31	89	Region 5	13.48314607	38.70967742
St. Joseph	M	40-49 years	NH Other Race		17	33	<50	Region 5		50
St. Joseph	M	40-49 years	NH White		522	1091	2997	Region 5	17.41741742	47.84601283
St. Joseph	M	40-49 years	Unknown		43	188				22.87234043
St. Joseph	U	40-49 years	NH White	<=10	<=10					100
St. Joseph	U	40-49 years	Unknown	<=10	<=10					0
St. Joseph	F	5-11 years	Hispanic			23	434	Region 5	0.921658986	17.39130435
St. Joseph	F	5-11 years	NH American Indian/Alaska Native	<=10	<=10	<50		Region 5	8.333333333	25
St. Joseph	F	5-11 years	NH Asian/Native Hawaiian/Other Pacific Islands	<=10	<=10	<50		Region 5	16.66666667	22.22222222
St. Joseph	F	5-11 years	NH Black	<=10		14	75	Region 5	2.666666667	14.28571429
St. Joseph	F	5-11 years	NH Other Race	<=10	<=10		129	Region 5	0.775193798	50
St. Joseph	F	5-11 years	NH White		64	250	2141	Region 5	2.989257356	25.6
St. Joseph	F	5-11 years	Unknown	<=10		17				17.64705882
St. Joseph	M	5-11 years	Hispanic	<=10		31	431	Region 5	1.856148492	25.80645161
St. Joseph	M	5-11 years	NH American Indian/Alaska Native	<=10	<=10	<50		Region 5	8.333333333	100
St. Joseph	M	5-11 years	NH Asian/Native Hawaiian/Other Pacific Islands	<=10	<=10	<50		Region 5		0
St. Joseph	M	5-11 years	NH Black	<=10	<=10		66	Region 5	1.515151515	11.11111111
St. Joseph	M	5-11 years	NH Other Race	<=10	<=10		146	Region 5	0.684931507	25
St. Joseph	M	5-11 years	NH White		78	263	2296	Region 5	3.397212544	29.65779468
St. Joseph	M	5-11 years	Unknown	<=10		15				20
St. Joseph	F	50-64 years	Hispanic		77	181	215	Region 5	35.81395349	42.54143646
St. Joseph	F	50-64 years	NH American Indian/Alaska Native	<=10	<=10	<50		Region 5	8.823529412	30
St. Joseph	F	50-64 years	NH Asian/Native Hawaiian/Other Pacific Islands		24	30	53	Region 5	45.28301887	80
St. Joseph	F	50-64 years	NH Black		47	74	131	Region 5	35.8778626	63.51351351
St. Joseph	F	50-64 years	NH Other Race		58	113	<50	Region 5	118.3673469	51.32743363
St. Joseph	F	50-64 years	NH White		2066	3126	5672	Region 5	36.42454161	66.09085093
St. Joseph	F	50-64 years	Unknown		155	329				47.11246201
St. Joseph	M	50-64 years	Hispanic		83	219	260	Region 5	31.92307692	37.89954338
St. Joseph	M	50-64 years	NH American Indian/Alaska Native	<=10	<=10	<50		Region 5	18.18181818	66.66666667
St. Joseph	M	50-64 years	NH Asian/Native Hawaiian/Other Pacific Islands		19	25	<50	Region 5	63.33333333	76
St. Joseph	M	50-64 years	NH Black		45	75	145	Region 5	31.03448276	60
St. Joseph	M	50-64 years	NH Other Race		65	112	<50	Region 5	141.3043478	58.03571429
St. Joseph	M	50-64 years	NH White		1792	2840	5646	Region 5	31.73928445	63.09859155
St. Joseph	M	50-64 years	Unknown		110	297				37.03703704
St. Joseph	U	50-64 years	NH White	<=10	<=10					100
St. Joseph	U	50-64 years	Unknown	<=10	<=10					0
St. Joseph	F	65-74 years	Hispanic		38	58	57	Region 5	66.66666667	65.51724138
St. Joseph	F	65-74 years	NH American Indian/Alaska Native	<=10	<=10	<50		Region 5		12.5
St. Joseph	F	65-74 years	NH Asian/Native Hawaiian/Other Pacific Islands		13	15	<50	Region 5	61.90476191	86.66666667
St. Joseph	F	65-74 years	NH Black		27	36	75	Region 5		36
St. Joseph	F	65-74 years	NH Other Race		86	116	<50	Region 5	716.6666667	74.13793103
St. Joseph	F	65-74 years	NH White		1889	2347	3238	Region 5	58.33848054	80.48572646
St. Joseph	F	65-74 years	Unknown		97	178				54.49438202
St. Joseph	M	65-74 years	Hispanic		25	46	<50	Region 5		62.5
St. Joseph	M	65-74 years	NH American Indian/Alaska Native	<=10	<=10	<50		Region 5	38.46153846	62.5
St. Joseph	M	65-74 years	NH Asian/Native Hawaiian/Other Pacific Islands	<=10		11	<50	Region 5		50
St. Joseph	M	65-74 years	NH Black		22	27	<50	Region 5	45.83333333	81.48148148
St. Joseph	M	65-74 years	NH Other Race		72	100	<50	Region 5	327.2727273	72
St. Joseph	M	65-74 years	NH White		1612	2065	3039	Region 5	53.0437644	78.062954
St. Joseph	M	65-74 years	Unknown		99	168				58.92857143
St. Joseph	U	65-74 years	Unknown	<=10	<=10					0
St. Joseph	F	75+ years	Hispanic		25	35	<50	Region 5	80.64516129	71.42857143
St. Joseph	F	75+ years	NH American Indian/Alaska Native	<=10	<=10	<50		Region 5	16.66666667	100
St. Joseph	F	75+ years	NH Asian/Native Hawaiian/Other Pacific Islands	<=10		11	<50	Region 5	58.82352941	90.90909091
St. Joseph	F	75+ years	NH Black		14	16	<50	Region 5	30.43478261	87.5
St. Joseph	F	75+ years	NH Other Race		61	91	<50	Region 5	469.2307692	67.03296703

St. Joseph	F	75+ years	NH White	1348	1696	2572	Region 5	52.41057543	79.48113208	
St. Joseph	F	75+ years	Unknown	83	143				58.04195804	
St. Joseph	M	75+ years	Hispanic	16	24	<50	Region 5	64	66.66666667	
St. Joseph	M	75+ years	NH American Indian/Alaska Native	<=10	<=10	<50	Region 5	25	100	
St. Joseph	M	75+ years	NH Asian/Native Hawaiian/Other Pacific Islands	<=10	<=10	<50	Region 5	33.33333333	100	
St. Joseph	M	75+ years	NH Black	<=10		13	<50	Region 5	36	69.23076923
St. Joseph	M	75+ years	NH Other Race	49	76	<50	Region 5	326.6666667	64.47368421	
St. Joseph	M	75+ years	NH White	1022	1273	1880	Region 5	54.36170213	80.28279654	
St. Joseph	M	75+ years	Unknown	84	148				56.75675676	
St. Joseph	U	75+ years	Unknown	<=10	<=10				100	
St. Joseph	F	missing	Hispanic	<=10						
St. Joseph	F	missing	NH Other Race	<=10	<=10					
St. Joseph	F	missing	NH White	<=10	<=10				0	
St. Joseph	F	missing	Unknown	<=10	<=10					
St. Joseph	M	missing	Hispanic	<=10	<=10					
St. Joseph	M	missing	NH Black	<=10	<=10					
St. Joseph	M	missing	NH Other Race	<=10	<=10					
St. Joseph	M	missing	NH White	<=10	<=10				0	
St. Joseph	M	missing	Unknown	<=10	<=10				0	
St. Joseph	F	under 5 years	Hispanic	<=10	<=10					
St. Joseph	F	under 5 years	NH White	<=10	<=10				200	
St. Joseph	M	under 5 years	NH Other Race	<=10	<=10					
St. Joseph	M	under 5 years	NH White	<=10	<=10				0	
St. Joseph	M	under 5 years	Unknown	<=10	<=10					
Tuscola	F	12-15 years	Hispanic	<=10		19	74	Region 3	10.81081081	42.10526316
Tuscola	F	12-15 years	NH American Indian/Alaska Native	<=10	<=10	<50	Region 3	20	100	
Tuscola	F	12-15 years	NH Asian/Native Hawaiian/Other Pacific Islands	<=10	<=10	<50	Region 3	33.33333333	50	
Tuscola	F	12-15 years	NH Black	<=10	<=10	<50	Region 3	22.22222222	80	
Tuscola	F	12-15 years	NH Other Race	<=10	<=10	<50	Region 3	17.39130435	100	
Tuscola	F	12-15 years	NH White	76	259	1107	Region 3	6.865401987	29.34362934	
Tuscola	F	12-15 years	Unknown	<=10	<=10				22.22222222	
Tuscola	M	12-15 years	Hispanic	<=10		18	64	Region 3	9.375	33.33333333
Tuscola	M	12-15 years	NH American Indian/Alaska Native	<=10	<=10	<50	Region 3	40	50	
Tuscola	M	12-15 years	NH Asian/Native Hawaiian/Other Pacific Islands	<=10	<=10	<50	Region 3	20	100	
Tuscola	M	12-15 years	NH Black	<=10	<=10	<50	Region 3	19.44444444	70	
Tuscola	M	12-15 years	NH Other Race	<=10	<=10	<50	Region 3	11.53846154	75	
Tuscola	M	12-15 years	NH White	92	309	1187	Region 3	7.750631845	29.77346278	
Tuscola	M	12-15 years	Unknown	<=10	<=10				28.57142857	
Tuscola	F	16-19 years	Hispanic	<=10		16	71	Region 3	5.633802817	25
Tuscola	F	16-19 years	NH American Indian/Alaska Native	<=10	<=10	<50	Region 3	20	16.66666667	
Tuscola	F	16-19 years	NH Asian/Native Hawaiian/Other Pacific Islands	<=10	<=10	<50	Region 3	0	0	
Tuscola	F	16-19 years	NH Black	<=10	<=10	<50	Region 3	6.060606061	28.57142857	
Tuscola	F	16-19 years	NH Other Race	<=10	<=10	<50	Region 3	10.52631579	28.57142857	
Tuscola	F	16-19 years	NH White	147	391	941	Region 3	15.62167907	37.59590793	
Tuscola	F	16-19 years	Unknown	15	43				34.88372093	
Tuscola	M	16-19 years	Hispanic	<=10		23	68	Region 3	10.29411765	30.43478261
Tuscola	M	16-19 years	NH American Indian/Alaska Native	<=10	<=10	<50	Region 3	9.090909091	33.33333333	
Tuscola	M	16-19 years	NH Asian/Native Hawaiian/Other Pacific Islands	<=10	<=10	<50	Region 3	12.5	20	
Tuscola	M	16-19 years	NH Black	<=10	<=10	107	Region 3	3.738317757	57.14285714	
Tuscola	M	16-19 years	NH Other Race	<=10	<=10	<50	Region 3	8.333333333	28.57142857	
Tuscola	M	16-19 years	NH White	115	338	1119	Region 3	34.02366864	34.02366864	
Tuscola	M	16-19 years	Unknown	<=10		33			21.21212121	
Tuscola	F	20-29 years	Hispanic	11	33	133	Region 3	8.270676692	33.33333333	
Tuscola	F	20-29 years	NH American Indian/Alaska Native	<=10	<=10	<50	Region 3	5.555555556	33.33333333	
Tuscola	F	20-29 years	NH Asian/Native Hawaiian/Other Pacific Islands	<=10	<=10	<50	Region 3	0	0	
Tuscola	F	20-29 years	NH Black	<=10		11	<50	Region 3	27.77777778	45.45454546
Tuscola	F	20-29 years	NH Other Race	15	32	52	Region 3	28.84615385	46.875	
Tuscola	F	20-29 years	NH White	308	844	2580	Region 3	11.9379845	36.492891	
Tuscola	F	20-29 years	Unknown	32	118				27.11864407	
Tuscola	M	20-29 years	Hispanic	<=10		31	151	Region 3	4.635761589	22.58064516
Tuscola	M	20-29 years	NH American Indian/Alaska Native	<=10	<=10	<50	Region 3	0	0	
Tuscola	M	20-29 years	NH Asian/Native Hawaiian/Other Pacific Islands	<=10	<=10	<50	Region 3	0	0	
Tuscola	M	20-29 years	NH Black	<=10	<=10	14	61	Region 3	13.1147541	57.14285714
Tuscola	M	20-29 years	NH Other Race	<=10	<=10	23	<50	Region 3	28.125	39.13043478
Tuscola	M	20-29 years	NH White	214	655	2796	Region 3	7.65379113	32.67175573	
Tuscola	M	20-29 years	Unknown	32	120				26.66666667	
Tuscola	U	20-29 years	Unknown	<=10	<=10				0	
Tuscola	F	30-39 years	Hispanic	17	38	129	Region 3	13.17829457	44.73684211	
Tuscola	F	30-39 years	NH American Indian/Alaska Native	<=10	<=10	<50	Region 3	11.76470588	40	
Tuscola	F	30-39 years	NH Asian/Native Hawaiian/Other Pacific Islands	<=10	<=10	<50	Region 3	22.22222222	50	
Tuscola	F	30-39 years	NH Black	<=10	<=10	<50	Region 3	23.80952381	62.5	
Tuscola	F	30-39 years	NH Other Race	19	36	<50	Region 3	63.33333333	52.77777778	
Tuscola	F	30-39 years	NH White	399	912	2597	Region 3	15.3638814	43.75	
Tuscola	F	30-39 years	Unknown	43	158				27.21518987	
Tuscola	M	30-39 years	Hispanic	15	33	148	Region 3	10.13513514	45.45454546	
Tuscola	M	30-39 years	NH American Indian/Alaska Native	<=10	<=10	<50	Region 3	0	0	
Tuscola	M	30-39 years	NH Asian/Native Hawaiian/Other Pacific Islands	<=10	<=10	<50	Region 3	16.66666667	100	
Tuscola	M	30-39 years	NH Black	12	25	<50	Region 3	26.66666667	48	
Tuscola	M	30-39 years	NH Other Race	<=10		21	<50	Region 3	34.7826087	38.0952381
Tuscola	M	30-39 years	NH White	328	821	2677	Region 3	12.25252148	39.95127893	
Tuscola	M	30-39 years	Unknown	46	194				23.71134021	
Tuscola	U	30-39 years	Hispanic	<=10	<=10				0	
Tuscola	U	30-39 years	NH Other Race	<=10	<=10				100	
Tuscola	U	30-39 years	NH White	<=10	<=10				50	
Tuscola	U	30-39 years	Unknown	<=10	<=10				0	
Tuscola	F	40-49 years	Hispanic	22	42	97	Region 3	22.68041237	52.38095238	
Tuscola	F	40-49 years	NH American Indian/Alaska Native	<=10	<=10	<50	Region 3	40	80	
Tuscola	F	40-49 years	NH Asian/Native Hawaiian/Other Pacific Islands	<=10	<=10	<50	Region 3	16.66666667	37.5	
Tuscola	F	40-49 years	NH Black	<=10	<=10	<50	Region 3	8	40	
Tuscola	F	40-49 years	NH Other Race	33	63	<50	Region 3	173.6842105	52.38095238	
Tuscola	F	40-49 years	NH White	633	1204	2859	Region 3	22.1406086	52.57475083	
Tuscola	F	40-49 years	Unknown	69	185				37.2972973	
Tuscola	M	40-49 years	Hispanic	17	43	109	Region 3	15.59633028	39.53488372	
Tuscola	M	40-49 years	NH American Indian/Alaska Native	<=10	<=10	<50	Region 3	16.66666667	66.66666667	

Tuscola	M	40-49 years	NH Asian/Native Hawaiian/Other Pacific Islands	<=10	<=10	<50	Region 3	18.18181818	100
Tuscola	M	40-49 years	NH Black	<=10		13 <50	Region 3	16.66666667	61.53846154
Tuscola	M	40-49 years	NH Other Race		19	30 <50	Region 3	90.47619048	63.33333333
Tuscola	M	40-49 years	NH White		448	960	2871 Region 3	15.60431905	46.66666667
Tuscola	M	40-49 years	Unknown		63	211			29.85781991
Tuscola	U	40-49 years	NH White	<=10	<=10				0
Tuscola	U	40-49 years	Unknown	<=10	<=10				0
Tuscola	F	5-11 years	Hispanic	<=10	<=10		119 Region 3	0.840336135	16.66666667
Tuscola	F	5-11 years	NH American Indian/Alaska Native	<=10	<=10	<50	Region 3	0	0
Tuscola	F	5-11 years	NH Asian/Native Hawaiian/Other Pacific Islands	<=10	<=10	<50	Region 3	0	0
Tuscola	F	5-11 years	NH Black	<=10	<=10	<50	Region 3	0	0
Tuscola	F	5-11 years	NH Other Race	<=10	<=10		55 Region 3	1.818181818	50
Tuscola	F	5-11 years	NH White		41	184	1650 Region 3	2.484848485	22.2826087
Tuscola	F	5-11 years	Unknown	<=10		12			16.66666667
Tuscola	M	5-11 years	Hispanic	<=10		11	128 Region 3	0.78125	9.090909091
Tuscola	M	5-11 years	NH Asian/Native Hawaiian/Other Pacific Islands	<=10	<=10	<50	Region 3	0	0
Tuscola	M	5-11 years	NH Black	<=10	<=10	<50	Region 3	15	50
Tuscola	M	5-11 years	NH Other Race	<=10	<=10		59 Region 3	0	0
Tuscola	M	5-11 years	NH White		51	197	1809 Region 3	2.819237148	25.88832487
Tuscola	M	5-11 years	Unknown	<=10		11			27.27272727
Tuscola	F	50-64 years	Hispanic		55	84	126 Region 3	43.65079365	65.47619048
Tuscola	F	50-64 years	NH American Indian/Alaska Native	<=10		13 <50	Region 3	21.875	53.84615385
Tuscola	F	50-64 years	NH Asian/Native Hawaiian/Other Pacific Islands	<=10	<=10	<50	Region 3	27.27272727	60
Tuscola	F	50-64 years	NH Black	<=10		12 <50	Region 3	17.14285714	50
Tuscola	F	50-64 years	NH Other Race		73	117 <50	Region 3	162.2222222	62.39316239
Tuscola	F	50-64 years	NH White		2073	3157	5734 Region 3	36.15277293	65.66360469
Tuscola	F	50-64 years	Unknown		127	349			36.38968481
Tuscola	M	50-64 years	Hispanic		58	85	135 Region 3	42.96296296	68.23529412
Tuscola	M	50-64 years	NH American Indian/Alaska Native	<=10	<=10	<50	Region 3	11.76470588	57.14285714
Tuscola	M	50-64 years	NH Asian/Native Hawaiian/Other Pacific Islands	<=10	<=10	<50	Region 3	36.36363636	57.14285714
Tuscola	M	50-64 years	NH Black		15	23	65 Region 3	23.07692308	65.2173913
Tuscola	M	50-64 years	NH Other Race		52	98 <50	Region 3	157.5757576	53.06122449
Tuscola	M	50-64 years	NH White		1803	2871	5766 Region 3	31.26951093	62.80041797
Tuscola	M	50-64 years	Unknown		147	373			39.41018767
Tuscola	U	50-64 years	NH White	<=10	<=10				50
Tuscola	U	50-64 years	Unknown	<=10	<=10				66.66666667
Tuscola	F	65-74 years	Hispanic		29	40	55 Region 3	52.72727273	72.5
Tuscola	F	65-74 years	NH American Indian/Alaska Native	<=10	<=10	<50	Region 3	27.27272727	60
Tuscola	F	65-74 years	NH Asian/Native Hawaiian/Other Pacific Islands	<=10	<=10	<50	Region 3	57.14285714	100
Tuscola	F	65-74 years	NH Black	<=10		11 <50	Region 3	43.47826087	90.90909091
Tuscola	F	65-74 years	NH Other Race		82	94 <50	Region 3	455.5555556	87.23404255
Tuscola	F	65-74 years	NH White		1834	2314	3080 Region 3	59.54545455	79.25669836
Tuscola	F	65-74 years	Unknown		78	143			54.54545455
Tuscola	M	65-74 years	Hispanic		38	45 <50	Region 3	82.60869565	84.44444444
Tuscola	M	65-74 years	NH American Indian/Alaska Native	<=10	<=10	<50	Region 3	25	66.66666667
Tuscola	M	65-74 years	NH Asian/Native Hawaiian/Other Pacific Islands	<=10	<=10	<50	Region 3	25	100
Tuscola	M	65-74 years	NH Black		16	17 <50	Region 3	61.53846154	94.11764706
Tuscola	M	65-74 years	NH Other Race		74	86 <50	Region 3	1233.333333	86.04651163
Tuscola	M	65-74 years	NH White		1623	2035	2933 Region 3	55.33583362	79.75429975
Tuscola	M	65-74 years	Unknown		79	143			55.24475525
Tuscola	U	65-74 years	NH White	<=10	<=10				100
Tuscola	U	65-74 years	Unknown	<=10	<=10				66.66666667
Tuscola	F	75+ years	Hispanic		17	23 <50	Region 3	80.95238095	73.91304348
Tuscola	F	75+ years	NH American Indian/Alaska Native	<=10	<=10	<50	Region 3	16.66666667	50
Tuscola	F	75+ years	NH Asian/Native Hawaiian/Other Pacific Islands	<=10	<=10	<50	Region 3	11.11111111	100
Tuscola	F	75+ years	NH Black	<=10		11 <50	Region 3	58.33333333	63.63636364
Tuscola	F	75+ years	NH Other Race		107	146 <50	Region 3	411.5384615	73.28767123
Tuscola	F	75+ years	NH White		1397	1764	2561 Region 3	54.5490043	79.19501134
Tuscola	F	75+ years	Unknown		57	111			51.35135135
Tuscola	M	75+ years	Hispanic		16	20 <50	Region 3	53.33333333	80
Tuscola	M	75+ years	NH American Indian/Alaska Native	<=10	<=10	<50	Region 3	16.66666667	100
Tuscola	M	75+ years	NH Black	<=10	<=10	<50	Region 3	36.84210526	87.5
Tuscola	M	75+ years	NH Other Race		77	101 <50	Region 3	550	76.23762376
Tuscola	M	75+ years	NH White		1061	1322	1943 Region 3	54.60627895	80.25718608
Tuscola	M	75+ years	Unknown		51	97			52.57731959
Tuscola	U	75+ years	NH White	<=10	<=10				60
Tuscola	U	75+ years	Unknown	<=10	<=10				50
Tuscola	F	missing	NH Other Race	<=10	<=10				
Tuscola	F	missing	NH White	<=10	<=10				
Tuscola	F	missing	Unknown	<=10	<=10				
Tuscola	M	missing	Hispanic	<=10	<=10				
Tuscola	M	missing	NH American Indian/Alaska Native	<=10	<=10				
Tuscola	M	missing	NH Black	<=10	<=10				
Tuscola	M	missing	NH Other Race	<=10	<=10				
Tuscola	M	missing	NH White	<=10	<=10				
Tuscola	M	missing	Unknown	<=10	<=10				0
Tuscola	F	under 5 years	Hispanic	<=10	<=10				
Tuscola	F	under 5 years	NH American Indian/Alaska Native	<=10	<=10				0
Tuscola	F	under 5 years	NH Other Race	<=10	<=10				0
Tuscola	F	under 5 years	NH White	<=10	<=10				0
Tuscola	M	under 5 years	NH White	<=10	<=10				0
Tuscola	M	under 5 years	Unknown	<=10	<=10				
Van Buren	F	12-15 years	Hispanic		77	220	373 Region 5	20.64343164	35
Van Buren	F	12-15 years	NH American Indian/Alaska Native	<=10	<=10	<50	Region 5	38.88888889	87.5
Van Buren	F	12-15 years	NH Asian/Native Hawaiian/Other Pacific Islands	<=10	<=10	<50	Region 5	30.76923077	50
Van Buren	F	12-15 years	NH Black		13	45	80 Region 5	16.25	28.88888889
Van Buren	F	12-15 years	NH Other Race	<=10	<=10		97 Region 5	8.24742268	80
Van Buren	F	12-15 years	NH White		325	670	1477 Region 5	22.00406229	48.50746269
Van Buren	F	12-15 years	Unknown		12	26			46.15384615
Van Buren	M	12-15 years	Hispanic		66	198	392 Region 5	16.83673469	33.33333333
Van Buren	M	12-15 years	NH American Indian/Alaska Native	<=10	<=10	<50	Region 5	15.38461539	50
Van Buren	M	12-15 years	NH Asian/Native Hawaiian/Other Pacific Islands	<=10	<=10	<50	Region 5	57.14285714	57.14285714
Van Buren	M	12-15 years	NH Black	<=10		24	56 Region 5	10.71428571	25
Van Buren	M	12-15 years	NH Other Race	<=10	<=10		100 Region 5	2	50

Van Buren	M	12-15 years	NH White		273	667	1467	Region 5	18.60940695	40.92953523
Van Buren	M	12-15 years	Unknown	<=10		23				39.13043478
Van Buren	U	12-15 years	Unknown	<=10	<=10					0
Van Buren	F	16-19 years	Hispanic		90	228	335	Region 5	26.86567164	39.47368421
Van Buren	F	16-19 years	NH American Indian/Alaska Native	<=10		13	<50	Region 5	56.25	69.23076923
Van Buren	F	16-19 years	NH Asian/Native Hawaiian/Other Pacific Islands	<=10	<=10		<50	Region 5	63.63636364	77.77777778
Van Buren	F	16-19 years	NH Black		23	49	84	Region 5	27.3895238	46.93877551
Van Buren	F	16-19 years	NH Other Race		11	26	75	Region 5	14.66666667	42.30769231
Van Buren	F	16-19 years	NH White		364	753	1235	Region 5	29.47368421	48.33997344
Van Buren	F	16-19 years	Unknown		33	84				39.28571429
Van Buren	M	16-19 years	Hispanic		69	214	366	Region 5	18.85245902	32.24299065
Van Buren	M	16-19 years	NH American Indian/Alaska Native	<=10	<=10		<50	Region 5	11.11111111	14.28571429
Van Buren	M	16-19 years	NH Asian/Native Hawaiian/Other Pacific Islands	<=10	<=10		<50	Region 5	55.55555556	50
Van Buren	M	16-19 years	NH Black		19	50	77	Region 5	24.67532468	38
Van Buren	M	16-19 years	NH Other Race	<=10		17	98	Region 5	7.142857143	41.17647059
Van Buren	M	16-19 years	NH White		274	621	1388	Region 5	44.12238325	44.12238325
Van Buren	M	16-19 years	Unknown		25	75				33.33333333
Van Buren	F	20-29 years	Hispanic		132	347	622	Region 5	21.22186495	38.04034582
Van Buren	F	20-29 years	NH American Indian/Alaska Native	<=10		19	<50	Region 5	29.41176471	52.63157895
Van Buren	F	20-29 years	NH Asian/Native Hawaiian/Other Pacific Islands		15	27	<50	Region 5	30.6122449	55.55555556
Van Buren	F	20-29 years	NH Black		27	69	156	Region 5	17.30769231	39.13043478
Van Buren	F	20-29 years	NH Other Race		29	54	129	Region 5	22.48062016	53.7037037
Van Buren	F	20-29 years	NH White		712	1485	3049	Region 5	23.35191866	47.94612795
Van Buren	F	20-29 years	Unknown		104	258				40.31007752
Van Buren	M	20-29 years	Hispanic		128	563	764	Region 5	16.7539267	22.73534636
Van Buren	M	20-29 years	NH American Indian/Alaska Native	<=10		12	<50	Region 5	9.090909091	33.33333333
Van Buren	M	20-29 years	NH Asian/Native Hawaiian/Other Pacific Islands	<=10		16	<50	Region 5	31.81818182	43.75
Van Buren	M	20-29 years	NH Black		27	88	177	Region 5	15.25423729	30.68181818
Van Buren	M	20-29 years	NH Other Race		19	47	141	Region 5	13.47517731	40.42553192
Van Buren	M	20-29 years	NH White		448	1247	3176	Region 5	14.10579345	35.92622294
Van Buren	M	20-29 years	Unknown		106	345				30.72463768
Van Buren	U	20-29 years	NH White	<=10	<=10					100
Van Buren	U	20-29 years	Unknown	<=10	<=10					0
Van Buren	F	30-39 years	Hispanic		149	345	511	Region 5	29.15851272	43.1884058
Van Buren	F	30-39 years	NH American Indian/Alaska Native	<=10	<=10		<50	Region 5	13.63636364	37.5
Van Buren	F	30-39 years	NH Asian/Native Hawaiian/Other Pacific Islands	<=10		11	<50	Region 5	12.12121212	36.36363636
Van Buren	F	30-39 years	NH Black		20	64	121	Region 5	16.52892562	31.25
Van Buren	F	30-39 years	NH Other Race		43	65	75	Region 5	57.33333333	66.15384615
Van Buren	F	30-39 years	NH White		949	1842	3584	Region 5	26.47879464	51.52008686
Van Buren	F	30-39 years	Unknown		142	331				42.90030212
Van Buren	M	30-39 years	Hispanic		116	434	622	Region 5	18.64951769	26.7281106
Van Buren	M	30-39 years	NH American Indian/Alaska Native	<=10	<=10		<50	Region 5	8.695652174	44.44444444
Van Buren	M	30-39 years	NH Asian/Native Hawaiian/Other Pacific Islands	<=10		15	<50	Region 5	18.75	40
Van Buren	M	30-39 years	NH Black		21	48	172	Region 5	12.20930233	43.75
Van Buren	M	30-39 years	NH Other Race		32	58	69	Region 5	46.37681159	55.17241379
Van Buren	M	30-39 years	NH White		700	1448	3505	Region 5	48.34254144	48.34254144
Van Buren	M	30-39 years	Unknown		153	420				36.42857143
Van Buren	U	30-39 years	Hispanic	<=10	<=10					33.33333333
Van Buren	U	30-39 years	NH White	<=10	<=10					66.66666667
Van Buren	U	30-39 years	Unknown	<=10	<=10					80
Van Buren	F	40-49 years	Hispanic		189	358	556	Region 5	33.99280576	52.79329609
Van Buren	F	40-49 years	NH American Indian/Alaska Native		15	26	<50	Region 5	46.875	57.69230769
Van Buren	F	40-49 years	NH Asian/Native Hawaiian/Other Pacific Islands		18	26	<50	Region 5	48.64864865	69.23076923
Van Buren	F	40-49 years	NH Black		31	69	151	Region 5	20.52980133	44.92753623
Van Buren	F	40-49 years	NH Other Race		64	86	80	Region 5	74.1860465	61.41860465
Van Buren	F	40-49 years	NH White		1289	2093	3676	Region 5	35.06528836	51.58623985
Van Buren	F	40-49 years	Unknown		179	356				50.28089888
Van Buren	M	40-49 years	Hispanic		181	402	539	Region 5	33.58070501	45.02487562
Van Buren	M	40-49 years	NH American Indian/Alaska Native		12	20	58	Region 5	20.68965517	60
Van Buren	M	40-49 years	NH Asian/Native Hawaiian/Other Pacific Islands	<=10		13	<50	Region 5	25.92952593	53.84615385
Van Buren	M	40-49 years	NH Black		41	79	229	Region 5	17.90393013	51.89873418
Van Buren	M	40-49 years	NH Other Race		49	85	58	Region 5	84.48275862	57.64705882
Van Buren	M	40-49 years	NH White		913	1677	3471	Region 5	26.30365889	54.44245677
Van Buren	M	40-49 years	Unknown		191	378				50.52910053
Van Buren	U	40-49 years	NH White	<=10	<=10					50
Van Buren	U	40-49 years	Unknown	<=10	<=10					60
Van Buren	F	5-11 years	Hispanic		30	150	694	Region 5	4.322766571	20
Van Buren	F	5-11 years	NH American Indian/Alaska Native	<=10	<=10		<50	Region 5	4.545454546	100
Van Buren	F	5-11 years	NH Asian/Native Hawaiian/Other Pacific Islands	<=10		12	<50	Region 5	12	25
Van Buren	F	5-11 years	NH Black	<=10		18	103	Region 5	6.796116505	38.88888889
Van Buren	F	5-11 years	NH Other Race	<=10	<=10		156	Region 5	0	0
Van Buren	F	5-11 years	NH White		234	669	2352	Region 5	9.948979592	34.97757848
Van Buren	F	5-11 years	Unknown		20	42				47.61904762
Van Buren	M	5-11 years	Hispanic		25	138	676	Region 5	3.698224852	18.11594203
Van Buren	M	5-11 years	NH American Indian/Alaska Native	<=10	<=10		<50	Region 5	11.11111111	66.66666667
Van Buren	M	5-11 years	NH Asian/Native Hawaiian/Other Pacific Islands	<=10		12	<50	Region 5	21.05263158	33.33333333
Van Buren	M	5-11 years	NH Black	<=10		19	103	Region 5	3.883495146	21.05263158
Van Buren	M	5-11 years	NH Other Race	<=10	<=10		155	Region 5	1.290322581	50
Van Buren	M	5-11 years	NH White		247	681	2530	Region 5	9.76284585	36.2701909
Van Buren	M	5-11 years	Unknown	<=10		32				28.125
Van Buren	F	50-64 years	Hispanic		244	394	455	Region 5	53.62637363	61.92893401
Van Buren	F	50-64 years	NH American Indian/Alaska Native		28	43	58	Region 5	48.27586207	65.11627907
Van Buren	F	50-64 years	NH Asian/Native Hawaiian/Other Pacific Islands		25	30	52	Region 5	48.07692308	83.33333333
Van Buren	F	50-64 years	NH Black		142	194	320	Region 5	44.375	73.19587629
Van Buren	F	50-64 years	NH Other Race		159	203	84	Region 5	189.2857143	78.32512315
Van Buren	F	50-64 years	NH White		3317	4493	7371	Region 5	45.00067833	73.82595148
Van Buren	F	50-64 years	Unknown		503	777				64.73616474
Van Buren	M	50-64 years	Hispanic		258	438	586	Region 5	44.02730375	58.90410959
Van Buren	M	50-64 years	NH American Indian/Alaska Native		18	30	59	Region 5	30.50847458	60
Van Buren	M	50-64 years	NH Asian/Native Hawaiian/Other Pacific Islands		12	16	<50	Region 5	40	75
Van Buren	M	50-64 years	NH Black		136	191	276	Region 5	49.27536232	71.20418848
Van Buren	M	50-64 years	NH Other Race		107	153	73	Region 5	146.5753425	69.93464052
Van Buren	M	50-64 years	NH White		2814	4059	6930	Region 5	40.60606061	69.32742055
Van Buren	M	50-64 years	Unknown		417	742				56.19946092

Van Buren	U	50-64 years	NH White	<=10	<=10					100
Van Buren	U	50-64 years	Unknown	<=10		17				41.17647059
Van Buren	F	65-74 years	Hispanic		87	122	146	Region 5	59.5890411	71.31147541
Van Buren	F	65-74 years	NH American Indian/Alaska Native		22	25	<50	Region 5	75.86206897	88
Van Buren	F	65-74 years	NH Asian/Native Hawaiian/Other Pacific Islands	<=10		12	<50	Region 5	47.61904762	83.33333333
Van Buren	F	65-74 years	NH Black		110	126	151	Region 5	72.84768212	87.3015873
Van Buren	F	65-74 years	NH Other Race		202	225	<50	Region 5	492.6829268	89.77777778
Van Buren	F	65-74 years	NH White	2588	3081	4017	Region 5	64.4261887	83.99870172	
Van Buren	F	65-74 years	Unknown	286	388					73.71134021
Van Buren	M	65-74 years	Hispanic	84	120	150	Region 5	56	70	
Van Buren	M	65-74 years	NH American Indian/Alaska Native	14	16	<50	Region 5	70	87.5	
Van Buren	M	65-74 years	NH Asian/Native Hawaiian/Other Pacific Islands	<=10		12	<50	Region 5	90.90909091	83.33333333
Van Buren	M	65-74 years	NH Black	83	100	117	Region 5	70.94017094	83	
Van Buren	M	65-74 years	NH Other Race	190	218	<50	Region 5	441.8604651	87.1559633	
Van Buren	M	65-74 years	NH White	2290	2782	3875	Region 5	59.09677419	82.31488138	
Van Buren	M	65-74 years	Unknown	273	390					70
Van Buren	U	65-74 years	Unknown	<=10	<=10					0
Van Buren	F	75+ years	Hispanic	37	47	69	Region 5	53.62318841	78.72340426	
Van Buren	F	75+ years	NH American Indian/Alaska Native	<=10	<=10	<50	Region 5	116.6666667	100	
Van Buren	F	75+ years	NH Asian/Native Hawaiian/Other Pacific Islands	<=10	<=10	<50	Region 5	15	75	
Van Buren	F	75+ years	NH Black	77	93	152	Region 5	50.65789474	82.79569893	
Van Buren	F	75+ years	NH Other Race	174	215	<50	Region 5	870	80.93023256	
Van Buren	F	75+ years	NH White	1592	1926	2810	Region 5	56.65480427	82.65835929	
Van Buren	F	75+ years	Unknown	194	249					77.91164659
Van Buren	M	75+ years	Hispanic	36	51	62	Region 5	58.06451613	70.58823529	
Van Buren	M	75+ years	NH American Indian/Alaska Native	<=10	<=10	<50	Region 5	36.36363636	57.14285714	
Van Buren	M	75+ years	NH Asian/Native Hawaiian/Other Pacific Islands	<=10	<=10	<50	Region 5	21.42857143	60	
Van Buren	M	75+ years	NH Black	33	48	99	Region 5	33.33333333	68.75	
Van Buren	M	75+ years	NH Other Race	153	169	<50	Region 5	1020	90.53254438	
Van Buren	M	75+ years	NH White	1232	1485	2206	Region 5	55.84768812	82.96296296	
Van Buren	M	75+ years	Unknown	181	245					73.87755102
Van Buren	U	75+ years	Unknown	<=10	<=10					0
Van Buren	F	missing	Hispanic	<=10	<=10					
Van Buren	F	missing	NH American Indian/Alaska Native	<=10	<=10					
Van Buren	F	missing	NH Asian/Native Hawaiian/Other Pacific Islands	<=10	<=10					
Van Buren	F	missing	NH Black	<=10	<=10					
Van Buren	F	missing	NH Other Race	<=10	<=10					
Van Buren	F	missing	NH White	<=10	<=10					
Van Buren	F	missing	Unknown	<=10	<=10					
Van Buren	M	missing	Hispanic	<=10	<=10					
Van Buren	M	missing	NH American Indian/Alaska Native	<=10	<=10					
Van Buren	M	missing	NH Asian/Native Hawaiian/Other Pacific Islands	<=10	<=10					
Van Buren	M	missing	NH Other Race	<=10	<=10					
Van Buren	M	missing	NH White	<=10	<=10					
Van Buren	M	missing	Unknown	<=10	<=10					
Van Buren	F	under 5 years	Hispanic	<=10	<=10					100
Van Buren	F	under 5 years	NH Asian/Native Hawaiian/Other Pacific Islands	<=10	<=10					
Van Buren	F	under 5 years	NH Black	<=10	<=10					
Van Buren	F	under 5 years	NH Other Race	<=10	<=10					
Van Buren	F	under 5 years	NH White	<=10	<=10					50
Van Buren	F	under 5 years	Unknown	<=10	<=10					
Van Buren	M	under 5 years	Hispanic	<=10	<=10					
Van Buren	M	under 5 years	NH Asian/Native Hawaiian/Other Pacific Islands	<=10	<=10					
Van Buren	M	under 5 years	NH Black	<=10	<=10					
Van Buren	M	under 5 years	NH Other Race	<=10	<=10					
Van Buren	M	under 5 years	NH White	<=10	<=10					83.33333333
Van Buren	M	under 5 years	Unknown	<=10	<=10					0
Washtenaw	F	12-15 years	Hispanic	358	593	552	Region 2S	64.85507246	60.37099494	
Washtenaw	F	12-15 years	NH American Indian/Alaska Native	14	19	<50	Region 2S	77.77777778	73.68421053	
Washtenaw	F	12-15 years	NH Asian/Native Hawaiian/Other Pacific Islands	343	507	677	Region 2S	50.66469719	67.65285996	
Washtenaw	F	12-15 years	NH Black	264	624	1165	Region 2S	22.66094421	42.30769231	
Washtenaw	F	12-15 years	NH Other Race	85	131	558	Region 2S	15.23297491	64.88549618	
Washtenaw	F	12-15 years	NH White	2548	3812	4817	Region 2S	52.89599336	66.84155299	
Washtenaw	F	12-15 years	Unknown	185	293					63.13993174
Washtenaw	M	12-15 years	Hispanic	356	576	600	Region 2S	59.33333333	61.80555556	
Washtenaw	M	12-15 years	NH American Indian/Alaska Native	<=10	11	<50	Region 2S	35.29411765	54.54545455	
Washtenaw	M	12-15 years	NH Asian/Native Hawaiian/Other Pacific Islands	323	492	681	Region 2S	47.43024963	65.6504065	
Washtenaw	M	12-15 years	NH Black	244	629	1160	Region 2S	21.03448276	38.79173291	
Washtenaw	M	12-15 years	NH Other Race	77	114	541	Region 2S	14.23290203	67.54385965	
Washtenaw	M	12-15 years	NH White	2424	3830	5122	Region 2S	47.32526357	63.28981723	
Washtenaw	M	12-15 years	Unknown	242	363					66.66666667
Washtenaw	U	12-15 years	NH Asian/Native Hawaiian/Other Pacific Islands	<=10	<=10					50
Washtenaw	U	12-15 years	NH Other Race	<=10	<=10					100
Washtenaw	U	12-15 years	NH White	<=10	<=10					75
Washtenaw	F	16-19 years	Hispanic	354	513	760	Region 2S	46.57894737	69.00584795	
Washtenaw	F	16-19 years	NH American Indian/Alaska Native	21	28	<50	Region 2S	80.76923077	75	
Washtenaw	F	16-19 years	NH Asian/Native Hawaiian/Other Pacific Islands	593	752	1396	Region 2S	42.47851003	78.85638298	
Washtenaw	F	16-19 years	NH Black	457	855	1665	Region 2S	27.44744745	53.4502924	
Washtenaw	F	16-19 years	NH Other Race	297	385	730	Region 2S	40.68493151	77.14285714	
Washtenaw	F	16-19 years	NH White	2999	4205	9446	Region 2S	31.74888842	71.31985731	
Washtenaw	F	16-19 years	Unknown	276	478					57.74058577
Washtenaw	M	16-19 years	Hispanic	282	494	715	Region 2S	39.44055944	57.08502024	
Washtenaw	M	16-19 years	NH American Indian/Alaska Native	13	20	<50	Region 2S	26.53061225	65	
Washtenaw	M	16-19 years	NH Asian/Native Hawaiian/Other Pacific Islands	540	714	1428	Region 2S	37.81512605	75.6302521	
Washtenaw	M	16-19 years	NH Black	346	741	1570	Region 2S	22.03821656	46.69365722	
Washtenaw	M	16-19 years	NH Other Race	283	393	687	Region 2S	41.19359534	72.01017812	
Washtenaw	M	16-19 years	NH White	2533	3890	9487	Region 2S	26.69969432	65.11568123	
Washtenaw	M	16-19 years	Unknown	282	504					55.95238095
Washtenaw	U	16-19 years	NH Black	<=10	<=10					0
Washtenaw	U	16-19 years	NH White	<=10	<=10					0
Washtenaw	U	16-19 years	Unknown	<=10	<=10					50
Washtenaw	F	20-29 years	Hispanic	836	1391	2358	Region 2S	35.45377439	60.10064702	
Washtenaw	F	20-29 years	NH American Indian/Alaska Native	55	88	132	Region 2S	41.66666667	62.5	
Washtenaw	F	20-29 years	NH Asian/Native Hawaiian/Other Pacific Islands	2389	3684	4646	Region 2S	51.42057684	64.84799131	

Washtenaw	F	20-29 years	NH Black	1117	2174	4799 Region 2S	23.27568243	51.3799448
Washtenaw	F	20-29 years	NH Other Race	765	1154	1421 Region 2S	53.83532723	66.29116118
Washtenaw	F	20-29 years	NH White	8381	12685	23994 Region 2S	34.92956573	66.07016161
Washtenaw	F	20-29 years	Unknown	1142	2110			54.12322275
Washtenaw	M	20-29 years	Hispanic	659	1328	2032 Region 2S	32.43110236	49.62349398
Washtenaw	M	20-29 years	NH American Indian/Alaska Native	45	80	94 Region 2S	47.87234043	56.25
Washtenaw	M	20-29 years	NH Asian/Native Hawaiian/Other Pacific Islands	2586	4116	5206 Region 2S	49.67345371	62.82798834
Washtenaw	M	20-29 years	NH Black	802	1793	4865 Region 2S	16.48509764	44.72950363
Washtenaw	M	20-29 years	NH Other Race	652	1067	1698 Region 2S	38.39811543	61.10590441
Washtenaw	M	20-29 years	NH White	6798	11568	25571 Region 2S	26.5848031	58.76556017
Washtenaw	M	20-29 years	Unknown	1213	2451			49.49000408
Washtenaw	U	20-29 years	Hispanic	<=10	<=10			12.5
Washtenaw	U	20-29 years	NH Asian/Native Hawaiian/Other Pacific Islands	<=10		11		45.45454546
Washtenaw	U	20-29 years	NH Black	<=10	<=10			100
Washtenaw	U	20-29 years	NH White		11	19		57.89473684
Washtenaw	U	20-29 years	Unknown	<=10		12		25
Washtenaw	F	30-39 years	Hispanic	766	1191	1250 Region 2S	61.28	64.31570109
Washtenaw	F	30-39 years	NH American Indian/Alaska Native	60	83	78 Region 2S	76.92307692	72.28915663
Washtenaw	F	30-39 years	NH Asian/Native Hawaiian/Other Pacific Islands	1641	2195	2479 Region 2S	66.19604679	74.76082005
Washtenaw	F	30-39 years	NH Black	900	1707	2506 Region 2S	35.91380686	52.72407733
Washtenaw	F	30-39 years	NH Other Race	632	890	577 Region 2S	109.5320624	71.01123596
Washtenaw	F	30-39 years	NH White	9166	12224	15387 Region 2S	59.56976669	74.98363874
Washtenaw	F	30-39 years	Unknown	959	1654			57.98065296
Washtenaw	M	30-39 years	Hispanic	620	1147	1573 Region 2S	39.41513032	54.05405405
Washtenaw	M	30-39 years	NH American Indian/Alaska Native	41	70	75 Region 2S	54.66666667	58.57142857
Washtenaw	M	30-39 years	NH Asian/Native Hawaiian/Other Pacific Islands	1527	2144	2591 Region 2S	58.93477422	71.22201493
Washtenaw	M	30-39 years	NH Black	633	1358	2744 Region 2S	23.06851312	46.61266569
Washtenaw	M	30-39 years	NH Other Race	609	970	507 Region 2S	120.1183432	62.78350516
Washtenaw	M	30-39 years	NH White	7866	11221	16109 Region 2S	48.82984667	70.10070404
Washtenaw	M	30-39 years	Unknown	1012	1932			52.38095238
Washtenaw	U	30-39 years	Hispanic	<=10	<=10			66.66666667
Washtenaw	U	30-39 years	NH American Indian/Alaska Native	<=10	<=10			100
Washtenaw	U	30-39 years	NH Asian/Native Hawaiian/Other Pacific Islands	<=10		12		25
Washtenaw	U	30-39 years	NH Black	<=10	<=10			33.33333333
Washtenaw	U	30-39 years	NH Other Race	<=10	<=10			33.33333333
Washtenaw	U	30-39 years	NH White		27	38		71.05263158
Washtenaw	U	30-39 years	Unknown	<=10	<=10			22.22222222
Washtenaw	F	40-49 years	Hispanic	629	926	1085 Region 2S	57.97235023	67.92656588
Washtenaw	F	40-49 years	NH American Indian/Alaska Native	59	83	62 Region 2S	95.16129032	71.08433735
Washtenaw	F	40-49 years	NH Asian/Native Hawaiian/Other Pacific Islands	1338	1682	2497 Region 2S	53.58430116	79.54815696
Washtenaw	F	40-49 years	NH Black	1189	1875	2561 Region 2S	46.42717688	63.41333333
Washtenaw	F	40-49 years	NH Other Race	676	854	424 Region 2S	159.4339623	79.15690867
Washtenaw	F	40-49 years	NH White	8644	10871	13948 Region 2S	61.97304273	79.51430411
Washtenaw	F	40-49 years	Unknown	725	1194			60.72026801
Washtenaw	M	40-49 years	Hispanic	470	784	1126 Region 2S	41.74067496	59.94897959
Washtenaw	M	40-49 years	NH American Indian/Alaska Native	35	52	53 Region 2S	66.03773585	67.30769231
Washtenaw	M	40-49 years	NH Asian/Native Hawaiian/Other Pacific Islands	1073	1367	2152 Region 2S	49.8605948	78.49305048
Washtenaw	M	40-49 years	NH Black	806	1401	2573 Region 2S	31.32530121	57.53033548
Washtenaw	M	40-49 years	NH Other Race	571	765	407 Region 2S	140.2948403	74.64052288
Washtenaw	M	40-49 years	NH White	7208	9485	13946 Region 2S	51.68507099	75.99367422
Washtenaw	M	40-49 years	Unknown	746	1424			52.38764045
Washtenaw	U	40-49 years	Hispanic	<=10	<=10			50
Washtenaw	U	40-49 years	NH Asian/Native Hawaiian/Other Pacific Islands	<=10	<=10			100
Washtenaw	U	40-49 years	NH Other Race	<=10	<=10			0
Washtenaw	U	40-49 years	NH White		12	20		60
Washtenaw	U	40-49 years	Unknown	<=10	<=10			33.33333333
Washtenaw	F	5-11 years	Hispanic	233	488	959 Region 2S	24.29614181	47.74590164
Washtenaw	F	5-11 years	NH American Indian/Alaska Native	12	23 <50	Region 2S	34.28571429	52.17391304
Washtenaw	F	5-11 years	NH Asian/Native Hawaiian/Other Pacific Islands	453	934	1028 Region 2S	44.06614786	48.50107066
Washtenaw	F	5-11 years	NH Black	197	534	1849 Region 2S	10.65440779	36.89138577
Washtenaw	F	5-11 years	NH Other Race	53	84	963 Region 2S	5.503634476	63.0952381
Washtenaw	F	5-11 years	NH White	2865	5022	7874 Region 2S	36.38557277	57.04898447
Washtenaw	F	5-11 years	Unknown	275	576			47.74305556
Washtenaw	M	5-11 years	Hispanic	254	519	1029 Region 2S	24.68415938	48.94026975
Washtenaw	M	5-11 years	NH American Indian/Alaska Native	12	19 <50	Region 2S	38.70967742	63.15789474
Washtenaw	M	5-11 years	NH Asian/Native Hawaiian/Other Pacific Islands	452	966	1116 Region 2S	40.50179212	46.79089027
Washtenaw	M	5-11 years	NH Black	216	553	1956 Region 2S	11.04294479	39.0596745
Washtenaw	M	5-11 years	NH Other Race	56	101	1033 Region 2S	5.421103582	55.4454455
Washtenaw	M	5-11 years	NH White	2906	5091	8168 Region 2S	35.57786484	57.08112355
Washtenaw	M	5-11 years	Unknown	271	588			46.08843537
Washtenaw	U	5-11 years	Hispanic	<=10	<=10			0
Washtenaw	U	5-11 years	NH Asian/Native Hawaiian/Other Pacific Islands	<=10	<=10			40
Washtenaw	U	5-11 years	NH Other Race	<=10	<=10			100
Washtenaw	U	5-11 years	NH White	<=10		11		63.63636364
Washtenaw	U	5-11 years	Unknown	<=10	<=10			75
Washtenaw	F	50-64 years	Hispanic	695	979	1036 Region 2S	67.08494209	70.99080695
Washtenaw	F	50-64 years	NH American Indian/Alaska Native	76	90	68 Region 2S	111.7647059	84.44444444
Washtenaw	F	50-64 years	NH Asian/Native Hawaiian/Other Pacific Islands	1637	2030	2380 Region 2S	68.78151261	80.64039409
Washtenaw	F	50-64 years	NH Black	2229	2982	3775 Region 2S	59.04635762	74.74849095
Washtenaw	F	50-64 years	NH Other Race	1026	1281	504 Region 2S	203.5714286	80.09367682
Washtenaw	F	50-64 years	NH White	16599	20056	24844 Region 2S	66.81291257	82.76326286
Washtenaw	F	50-64 years	Unknown	1052	1661			63.33534016
Washtenaw	M	50-64 years	Hispanic	603	850	903 Region 2S	66.77740864	70.94117647
Washtenaw	M	50-64 years	NH American Indian/Alaska Native	59	79	91 Region 2S	64.83516484	74.6835443
Washtenaw	M	50-64 years	NH Asian/Native Hawaiian/Other Pacific Islands	1407	1700	2139 Region 2S	65.77840112	82.76470588
Washtenaw	M	50-64 years	NH Black	1852	2571	3465 Region 2S	53.44877345	72.03422793
Washtenaw	M	50-64 years	NH Other Race	969	1216	370 Region 2S	261.8918919	79.6875
Washtenaw	M	50-64 years	NH White	14342	18075	23522 Region 2S	60.9727064	79.34716459
Washtenaw	M	50-64 years	Unknown	1037	1761			58.88699603
Washtenaw	U	50-64 years	Hispanic	<=10	<=10			100
Washtenaw	U	50-64 years	NH Asian/Native Hawaiian/Other Pacific Islands	<=10	<=10			0
Washtenaw	U	50-64 years	NH Black	<=10	<=10			33.33333333
Washtenaw	U	50-64 years	NH Other Race	<=10	<=10			100
Washtenaw	U	50-64 years	NH White		18	29		62.06896552

Washtenaw	U	50-64 years	Unknown	<=10	<=10				60
Washtenaw	F	65-74 years	Hispanic		208	268	261 Region 2S	79.69348659	77.6119403
Washtenaw	F	65-74 years	NH American Indian/Alaska Native		35	45 <50	Region 2S	97.22222222	77.77777778
Washtenaw	F	65-74 years	NH Asian/Native Hawaiian/Other Pacific Islands		549	647	770 Region 2S	71.2987013	84.85316847
Washtenaw	F	65-74 years	NH Black		1373	1638	1840 Region 2S	74.61956522	83.82173382
Washtenaw	F	65-74 years	NH Other Race		785	899	195 Region 2S	402.5641026	87.3192436
Washtenaw	F	65-74 years	NH White		11587	13031	14081 Region 2S	82.28818976	88.91873225
Washtenaw	F	65-74 years	Unknown		403	593			67.95952783
Washtenaw	M	65-74 years	Hispanic		196	255	274 Region 2S	71.53284672	76.8627451
Washtenaw	M	65-74 years	NH American Indian/Alaska Native		29	32 <50	Region 2S	70.73170732	90.625
Washtenaw	M	65-74 years	NH Asian/Native Hawaiian/Other Pacific Islands		442	513	603 Region 2S	73.30016584	86.15984406
Washtenaw	M	65-74 years	NH Black		990	1172	1462 Region 2S	67.71545828	84.47098976
Washtenaw	M	65-74 years	NH Other Race		626	713	146 Region 2S	428.7671233	87.79803647
Washtenaw	M	65-74 years	NH White		9501	10807	12645 Region 2S	75.13641756	87.91524012
Washtenaw	M	65-74 years	Unknown		433	620			69.83870968
Washtenaw	U	65-74 years	NH Asian/Native Hawaiian/Other Pacific Islands	<=10	<=10				0
Washtenaw	U	65-74 years	NH Black	<=10	<=10				50
Washtenaw	U	65-74 years	NH Other Race	<=10	<=10				0
Washtenaw	U	65-74 years	NH White	<=10	<=10				70
Washtenaw	U	65-74 years	Unknown	<=10		11			
Washtenaw	F	75+ years	Hispanic		138	172	206 Region 2S	66.99029126	18.18181818
Washtenaw	F	75+ years	NH American Indian/Alaska Native		18	21 <50	Region 2S	78.26086957	80.23255814
Washtenaw	F	75+ years	NH Asian/Native Hawaiian/Other Pacific Islands		391	453	641 Region 2S	78.26086957	85.71428571
Washtenaw	F	75+ years	NH Black		708	878	1080 Region 2S	60.99843994	86.31346578
Washtenaw	F	75+ years	NH Other Race		686	847	91 Region 2S	65.55555556	80.63781321
Washtenaw	F	75+ years	NH White		7659	8848	10166 Region 2S	75.3.8461539	80.99173554
Washtenaw	F	75+ years	Unknown		313	471			86.5619349
Washtenaw	M	75+ years	Hispanic		77	97	107 Region 2S	71.96261682	66.45435244
Washtenaw	M	75+ years	NH American Indian/Alaska Native		11	14 <50	Region 2S	79.3814433	79.3814433
Washtenaw	M	75+ years	NH Asian/Native Hawaiian/Other Pacific Islands		327	370	502 Region 2S	122.22222222	78.57142857
Washtenaw	M	75+ years	NH Black		467	557	724 Region 2S	65.13944223	88.37837838
Washtenaw	M	75+ years	NH Other Race		500	573 <50	Region 2S	64.50276243	83.84201077
Washtenaw	M	75+ years	NH White		5518	6393	7421 Region 2S	1111.111111	87.2600349
Washtenaw	M	75+ years	Unknown		233	345			86.31315501
Washtenaw	U	75+ years	NH Black	<=10	<=10				67.53623188
Washtenaw	U	75+ years	NH White	<=10	<=10				50
Washtenaw	U	75+ years	Unknown	<=10	<=10				50
Washtenaw	F	missing	Hispanic	<=10	<=10				66.66666667
Washtenaw	F	missing	NH American Indian/Alaska Native	<=10	<=10				
Washtenaw	F	missing	NH Asian/Native Hawaiian/Other Pacific Islands	<=10	<=10				
Washtenaw	F	missing	NH Black	<=10	<=10				
Washtenaw	F	missing	NH Other Race	<=10	<=10				
Washtenaw	F	missing	NH White	<=10	<=10				
Washtenaw	F	missing	Unknown	<=10	<=10				0
Washtenaw	M	missing	Hispanic	<=10	<=10				0
Washtenaw	M	missing	NH Asian/Native Hawaiian/Other Pacific Islands	<=10	<=10				
Washtenaw	M	missing	NH Black	<=10	<=10				
Washtenaw	M	missing	NH Other Race	<=10	<=10				
Washtenaw	M	missing	NH White	<=10	<=10				
Washtenaw	M	missing	Unknown	<=10	<=10				
Washtenaw	U	missing	Unknown	<=10	<=10				
Washtenaw	F	under 5 years	Hispanic	<=10		37			21.62162162
Washtenaw	F	under 5 years	NH American Indian/Alaska Native	<=10	<=10				
Washtenaw	F	under 5 years	NH Asian/Native Hawaiian/Other Pacific Islands		15	35			42.85714286
Washtenaw	F	under 5 years	NH Black	<=10		16			37.5
Washtenaw	F	under 5 years	NH Other Race	<=10	<=10				33.33333333
Washtenaw	F	under 5 years	NH White		188	474			39.66244726
Washtenaw	F	under 5 years	Unknown		42	93			45.16129032
Washtenaw	M	under 5 years	Hispanic	<=10		30			16.66666667
Washtenaw	M	under 5 years	NH American Indian/Alaska Native	<=10	<=10				
Washtenaw	M	under 5 years	NH Asian/Native Hawaiian/Other Pacific Islands		13	28			46.42857143
Washtenaw	M	under 5 years	NH Black	<=10		22			27.27272727
Washtenaw	M	under 5 years	NH Other Race	<=10	<=10				66.66666667
Washtenaw	M	under 5 years	NH White		203	482			42.11618257
Washtenaw	M	under 5 years	Unknown		45	98			45.91836735
Washtenaw	U	under 5 years	Hispanic	<=10	<=10				
Washtenaw	U	under 5 years	NH Asian/Native Hawaiian/Other Pacific Islands	<=10	<=10				0
Washtenaw	U	under 5 years	NH Black	<=10	<=10				0
Washtenaw	U	under 5 years	NH White	<=10	<=10				0
Washtenaw	U	under 5 years	Unknown	<=10	<=10				0
Wayne	F	12-15 years	Hispanic		631	1544	2251 Region 2S	28.03198578	40.86787565
Wayne	F	12-15 years	NH American Indian/Alaska Native		14	39 <50	Region 2S	-40	35.8974359
Wayne	F	12-15 years	NH Asian/Native Hawaiian/Other Pacific Islands		506	1039	1652 Region 2S	30.62953995	48.70067373
Wayne	F	12-15 years	NH Black		698	2091	4519 Region 2S	15.44589511	33.38115734
Wayne	F	12-15 years	NH Other Race		130	362	1680 Region 2S	7.738095238	35.91160221
Wayne	F	12-15 years	NH White		3619	9162	17995 Region 2S	20.11114198	39.50010915
Wayne	F	12-15 years	Unknown		333	890			37.41573034
Wayne	M	12-15 years	Hispanic		563	1517	2414 Region 2S	23.32228666	37.11272248
Wayne	M	12-15 years	NH American Indian/Alaska Native		17	42	78 Region 2S	21.7948718	40.47619048
Wayne	M	12-15 years	NH Asian/Native Hawaiian/Other Pacific Islands		494	1039	1282 Region 2S	38.53354134	47.54571704
Wayne	M	12-15 years	NH Black		684	2152	3389 Region 2S	20.18294482	31.78438662
Wayne	M	12-15 years	NH Other Race		118	322	1686 Region 2S	6.99881376	36.64596273
Wayne	M	12-15 years	NH White		3562	9183	18767 Region 2S	18.98012469	38.78906675
Wayne	M	12-15 years	Unknown		315	863			36.50057937
Wayne	U	12-15 years	NH White	<=10	<=10				100
Wayne	F	16-19 years	Hispanic		683	1446	1886 Region 2S	36.21420997	47.23374827
Wayne	F	16-19 years	NH American Indian/Alaska Native		36	74 <50	Region 2S	225	48.64864865
Wayne	F	16-19 years	NH Asian/Native Hawaiian/Other Pacific Islands		663	873	1202 Region 2S	55.15806988	75.94501718
Wayne	F	16-19 years	NH Black		946	2247	5101 Region 2S	18.54538326	42.10057855
Wayne	F	16-19 years	NH Other Race		640	1163	1382 Region 2S	46.30969609	55.03009458
Wayne	F	16-19 years	NH White		5672	10994	16932 Region 2S	33.49870069	51.59177733
Wayne	F	16-19 years	Unknown		738	1687			43.7462952
Wayne	M	16-19 years	Hispanic		545	1316	2139 Region 2S	25.47919589	41.41337386
Wayne	M	16-19 years	NH American Indian/Alaska Native		22	61	113 Region 2S	19.46902655	36.06557377

Wayne	M	16-19 years	NH Asian/Native Hawaiian/Other Pacific Islands	613	872	1237 Region 2S	49.55537591	70.29816514
Wayne	M	16-19 years	NH Black	754	2038	4303 Region 2S	17.52265861	36.99705594
Wayne	M	16-19 years	NH Other Race	535	1074	1344 Region 2S	39.80654762	49.81378026
Wayne	M	16-19 years	NH White	4347	9930	18028 Region 2S	43.77643505	48.81378026
Wayne	M	16-19 years	Unknown	612	1649		24.11249168	37.11340206
Wayne	U	16-19 years	NH Black	<=10	<=10			0
Wayne	U	16-19 years	NH White	<=10	<=10			100
Wayne	F	20-29 years	Hispanic	1233	2810	4522 Region 2S	27.26669615	43.87900356
Wayne	F	20-29 years	NH American Indian/Alaska Native	87	188	244 Region 2S	35.65573771	46.27659575
Wayne	F	20-29 years	NH Asian/Native Hawaiian/Other Pacific Islands	1364	2178	3397 Region 2S	40.15307624	62.62626263
Wayne	F	20-29 years	NH Black	1801	5447	13894 Region 2S	12.96242983	33.06407197
Wayne	F	20-29 years	NH Other Race	1501	3011	2742 Region 2S	54.74106492	49.85054799
Wayne	F	20-29 years	NH White	13201	26495	47107 Region 2S	28.02343601	49.82449519
Wayne	F	20-29 years	Unknown	2437	6406			38.04246019
Wayne	M	20-29 years	Hispanic	914	2347	3964 Region 2S	23.05751766	38.94333191
Wayne	M	20-29 years	NH American Indian/Alaska Native	61	175	231 Region 2S	26.40692641	34.85714286
Wayne	M	20-29 years	NH Asian/Native Hawaiian/Other Pacific Islands	1364	2337	3204 Region 2S	42.57178527	58.36542576
Wayne	M	20-29 years	NH Black	1171	3940	11480 Region 2S	10.20034843	29.72081218
Wayne	M	20-29 years	NH Other Race	1067	2625	2589 Region 2S	41.21282348	40.64761905
Wayne	M	20-29 years	NH White	9777	23119	47120 Region 2S	20.7491511	42.28989143
Wayne	M	20-29 years	Unknown	2218	6688			33.1638756
Wayne	U	20-29 years	Hispanic	<=10	<=10			100
Wayne	U	20-29 years	NH Asian/Native Hawaiian/Other Pacific Islands	<=10	<=10			75
Wayne	U	20-29 years	NH Other Race	<=10	<=10			40
Wayne	U	20-29 years	NH White	<=10		16		56.25
Wayne	U	20-29 years	Unknown	<=10	<=10			28.57142857
Wayne	F	30-39 years	Hispanic	1285	2636	3530 Region 2S	36.40226629	48.74810319
Wayne	F	30-39 years	NH American Indian/Alaska Native	111	219	125 Region 2S	88.8	50.68493151
Wayne	F	30-39 years	NH Asian/Native Hawaiian/Other Pacific Islands	1570	2574	4343 Region 2S	36.15012664	60.994561
Wayne	F	30-39 years	NH Black	2455	6425	10195 Region 2S	24.08043158	38.21011673
Wayne	F	30-39 years	NH Other Race	1508	3138	1735 Region 2S	86.91642651	48.05608668
Wayne	F	30-39 years	NH White	14386	26464	47491 Region 2S	30.29205534	54.36064087
Wayne	F	30-39 years	Unknown	2617	6976			37.51433486
Wayne	M	30-39 years	Hispanic	1001	2372	3244 Region 2S	30.85696671	42.20067454
Wayne	M	30-39 years	NH American Indian/Alaska Native	88	168	156 Region 2S	56.41025641	52.38095238
Wayne	M	30-39 years	NH Asian/Native Hawaiian/Other Pacific Islands	1488	2590	3913 Region 2S	38.02708919	57.45173745
Wayne	M	30-39 years	NH Black	1481	3842	8128 Region 2S	18.22096457	38.54763144
Wayne	M	30-39 years	NH Other Race	1178	2698	1703 Region 2S	69.17204933	43.66197183
Wayne	M	30-39 years	NH White	11830	23470	48285 Region 2S	24.50036243	50.40477205
Wayne	M	30-39 years	Unknown	2725	7570			35.99735799
Wayne	U	30-39 years	Hispanic	<=10	<=10			40
Wayne	U	30-39 years	NH American Indian/Alaska Native	<=10	<=10			100
Wayne	U	30-39 years	NH Asian/Native Hawaiian/Other Pacific Islands	<=10		16		50
Wayne	U	30-39 years	NH Black	<=10		12		33.33333333
Wayne	U	30-39 years	NH Other Race	<=10	<=10			42.85714286
Wayne	U	30-39 years	NH White	45	78			57.69230769
Wayne	U	30-39 years	Unknown	<=10		16		50
Wayne	F	40-49 years	Hispanic	1494	2680	3520 Region 2S	42.44318182	55.74626866
Wayne	F	40-49 years	NH American Indian/Alaska Native	100	182	166 Region 2S	60.24096386	54.94505495
Wayne	F	40-49 years	NH Asian/Native Hawaiian/Other Pacific Islands	1916	2736	4215 Region 2S	45.45670225	70.02923977
Wayne	F	40-49 years	NH Black	4193	7671	11593 Region 2S	36.16837747	54.66040933
Wayne	F	40-49 years	NH Other Race	1916	3420	1292 Region 2S	148.2972136	56.02339181
Wayne	F	40-49 years	NH White	16423	27052	47786 Region 2S	34.36780647	60.70900488
Wayne	F	40-49 years	Unknown	3083	7459			41.33261831
Wayne	M	40-49 years	Hispanic	1282	2477	3205 Region 2S	40	51.75615664
Wayne	M	40-49 years	NH American Indian/Alaska Native	97	185 <50	Region 2S	404.16666667	52.43243243
Wayne	M	40-49 years	NH Asian/Native Hawaiian/Other Pacific Islands	1646	2365	3811 Region 2S	43.19076358	69.59830867
Wayne	M	40-49 years	NH Black	2416	4701	7574 Region 2S	31.89860048	51.39332057
Wayne	M	40-49 years	NH Other Race	1483	2938	1018 Region 2S	145.6777996	50.47651464
Wayne	M	40-49 years	NH White	13507	23854	47793 Region 2S	28.26146088	56.62367207
Wayne	M	40-49 years	Unknown	2788	7220			38.61495845
Wayne	U	40-49 years	Hispanic	<=10	<=10			33.33333333
Wayne	U	40-49 years	NH American Indian/Alaska Native	<=10	<=10			100
Wayne	U	40-49 years	NH Asian/Native Hawaiian/Other Pacific Islands	<=10	<=10			100
Wayne	U	40-49 years	NH Black	<=10	<=10			60
Wayne	U	40-49 years	NH Other Race	<=10		11		54.54545455
Wayne	U	40-49 years	NH White	42	53			79.24528302
Wayne	U	40-49 years	Unknown	<=10	<=10			22.22222222
Wayne	F	5-11 years	Hispanic	234	865	3076 Region 2S	7.607282185	27.05202312
Wayne	F	5-11 years	NH American Indian/Alaska Native	11	29 <50	Region 2S	-91.66666667	37.93103448
Wayne	F	5-11 years	NH Asian/Native Hawaiian/Other Pacific Islands	519	1727	2190 Region 2S	23.69863014	30.05211349
Wayne	F	5-11 years	NH Black	401	1807	5880 Region 2S	6.819727891	22.19147759
Wayne	F	5-11 years	NH Other Race	38	135	2690 Region 2S	1.412639405	28.14814815
Wayne	F	5-11 years	NH White	2544	7924	30202 Region 2S	8.423283226	32.10499748
Wayne	F	5-11 years	Unknown	146	743			19.6500673
Wayne	M	5-11 years	Hispanic	260	872	2204 Region 2S	11.79673321	29.81651376
Wayne	M	5-11 years	NH American Indian/Alaska Native	<=10	34 <50	Region 2S	13.15789474	14.70588235
Wayne	M	5-11 years	NH Asian/Native Hawaiian/Other Pacific Islands	522	1806	2139 Region 2S	24.40392707	28.90365449
Wayne	M	5-11 years	NH Black	388	1703	9529 Region 2S	4.071780879	22.78332355
Wayne	M	5-11 years	NH Other Race	51	179	3055 Region 2S	1.669394435	28.49162011
Wayne	M	5-11 years	NH White	2586	8273	30338 Region 2S	8.523963346	31.25831017
Wayne	M	5-11 years	Unknown	155	756			20.5026455
Wayne	U	5-11 years	NH Asian/Native Hawaiian/Other Pacific Islands	<=10	<=10			100
Wayne	U	5-11 years	NH Other Race	<=10	<=10			0
Wayne	U	5-11 years	NH White	<=10	<=10			57.14285714
Wayne	U	5-11 years	Unknown	<=10	<=10			28.57142857
Wayne	F	50-64 years	Hispanic	2109	3123	3752 Region 2S	56.21002132	67.53121998
Wayne	F	50-64 years	NH American Indian/Alaska Native	264	376	154 Region 2S	171.4285714	70.21276596
Wayne	F	50-64 years	NH Asian/Native Hawaiian/Other Pacific Islands	2269	3040	4309 Region 2S	52.65722906	74.6381579
Wayne	F	50-64 years	NH Black	8235	11953	15265 Region 2S	53.94693744	68.89483812
Wayne	F	50-64 years	NH Other Race	4110	6182	1552 Region 2S	264.8195876	66.48333873
Wayne	F	50-64 years	NH White	41165	57061	90493 Region 2S	45.48970639	72.14209355
Wayne	F	50-64 years	Unknown	6514	13007			50.08072576
Wayne	M	50-64 years	Hispanic	2021	3018	4300 Region 2S	47	66.9648774

Wayne	M	50-64 years	NH American Indian/Alaska Native	208	311	228 Region 2S	91.22807018	66.88102894
Wayne	M	50-64 years	NH Asian/Native Hawaiian/Other Pacific Islands	2329	3115	4196 Region 2S	55.50524309	74.76725522
Wayne	M	50-64 years	NH Black	5873	8697	11119 Region 2S	52.81949816	67.529033
Wayne	M	50-64 years	NH Other Race	3549	5533	1601 Region 2S	221.6739538	64.14241822
Wayne	M	50-64 years	NH White	35672	51933	87826 Region 2S	40.61667388	68.68850249
Wayne	M	50-64 years	Unknown	6235	13307			46.8550387
Wayne	U	50-64 years	Hispanic	<=10	<=10			100
Wayne	U	50-64 years	NH American Indian/Alaska Native	<=10	<=10			66.66666667
Wayne	U	50-64 years	NH Asian/Native Hawaiian/Other Pacific Islands	<=10	11			63.63636364
Wayne	U	50-64 years	NH Black	<=10	11			72.72727273
Wayne	U	50-64 years	NH Other Race	<=10	12			50
Wayne	U	50-64 years	NH White	63	87			72.4137931
Wayne	U	50-64 years	Unknown	<=10	15			60
Wayne	F	65-74 years	Hispanic	979	1230	1393 Region 2S	70.27997129	79.59349594
Wayne	F	65-74 years	NH American Indian/Alaska Native	132	171	114 Region 2S	115.7894737	77.19298246
Wayne	F	65-74 years	NH Asian/Native Hawaiian/Other Pacific Islands	945	1214	2313 Region 2S	40.85603113	77.84184514
Wayne	F	65-74 years	NH Black	4416	5505	6458 Region 2S	68.3803035	80.21798365
Wayne	F	65-74 years	NH Other Race	3327	4093	565 Region 2S	588.8495575	81.28512094
Wayne	F	65-74 years	NH White	29441	35346	46755 Region 2S	62.96866645	83.29372489
Wayne	F	65-74 years	Unknown	2855	5381			53.05705259
Wayne	M	65-74 years	Hispanic	758	986	1089 Region 2S	69.60514233	76.87626775
Wayne	M	65-74 years	NH American Indian/Alaska Native	110	129	124 Region 2S	88.70967742	85.27131783
Wayne	M	65-74 years	NH Asian/Native Hawaiian/Other Pacific Islands	802	994	1508 Region 2S	53.18302387	80.68410463
Wayne	M	65-74 years	NH Black	2840	3554	3719 Region 2S	76.36461414	79.90996061
Wayne	M	65-74 years	NH Other Race	2793	3529	344 Region 2S	811.9186047	79.14423349
Wayne	M	65-74 years	NH White	24798	29936	41461 Region 2S	59.81042425	82.83671833
Wayne	M	65-74 years	Unknown	2619	4949			52.91978177
Wayne	U	65-74 years	NH Asian/Native Hawaiian/Other Pacific Islands	<=10	<=10			100
Wayne	U	65-74 years	NH Other Race	<=10	<=10			0
Wayne	U	65-74 years	NH White	<=10	16			56.25
Wayne	F	75+ years	Hispanic	548	699	434 Region 2S	126.2672811	78.39771102
Wayne	F	75+ years	NH American Indian/Alaska Native	102	129 <50	Region 2S	-139.7260274	79.06976744
Wayne	F	75+ years	NH Asian/Native Hawaiian/Other Pacific Islands	496	610	1285 Region 2S	38.59922179	81.31147541
Wayne	F	75+ years	NH Black	2219	2767	3128 Region 2S	70.9398977	80.19515721
Wayne	F	75+ years	NH Other Race	2882	3800	509 Region 2S	566.2082515	75.84210526
Wayne	F	75+ years	NH White	20858	25506	38821 Region 2S	53.72865202	81.77683682
Wayne	F	75+ years	Unknown	2122	4104			51.70565302
Wayne	M	75+ years	Hispanic	413	507	509 Region 2S	81.13948919	81.45956608
Wayne	M	75+ years	NH American Indian/Alaska Native	60	77 <50	Region 2S	-315.7894737	77.92207792
Wayne	M	75+ years	NH Asian/Native Hawaiian/Other Pacific Islands	442	530	1135 Region 2S	38.94273128	83.39622642
Wayne	M	75+ years	NH Black	1106	1391	2089 Region 2S	52.94399234	79.51114306
Wayne	M	75+ years	NH Other Race	1871	2453	297 Region 2S	629.96633	76.27395027
Wayne	M	75+ years	NH White	14296	17408	25619 Region 2S	55.80233421	82.12316177
Wayne	M	75+ years	Unknown	1413	2735			51.66361974
Wayne	U	75+ years	Hispanic	<=10	<=10			0
Wayne	U	75+ years	NH Asian/Native Hawaiian/Other Pacific Islands	<=10	<=10			0
Wayne	U	75+ years	NH Black	<=10	<=10			100
Wayne	U	75+ years	NH White	<=10	<=10			100
Wayne	U	75+ years	Unknown	<=10	<=10			50
Wayne	F	missing	Hispanic	<=10	<=10			
Wayne	F	missing	NH American Indian/Alaska Native	<=10	<=10			
Wayne	F	missing	NH Asian/Native Hawaiian/Other Pacific Islands	<=10	<=10			
Wayne	F	missing	NH Black	<=10	<=10			
Wayne	F	missing	NH Other Race	<=10	<=10			
Wayne	F	missing	NH White	<=10	<=10			0
Wayne	F	missing	Unknown	<=10	<=10			0
Wayne	M	missing	Hispanic	<=10	<=10			0
Wayne	M	missing	NH Asian/Native Hawaiian/Other Pacific Islands	<=10	<=10			
Wayne	M	missing	NH Black	<=10	<=10			
Wayne	M	missing	NH Other Race	<=10	<=10			
Wayne	M	missing	NH White	<=10	<=10			0
Wayne	M	missing	Unknown	<=10	<=10			0
Wayne	U	missing	Unknown	<=10	<=10			
Wayne	F	under 5 years	Hispanic	<=10	15			26.66666667
Wayne	F	under 5 years	NH American Indian/Alaska Native	<=10	<=10			33.33333333
Wayne	F	under 5 years	NH Asian/Native Hawaiian/Other Pacific Islands	<=10	17			17.64705882
Wayne	F	under 5 years	NH Black	<=10	12			25
Wayne	F	under 5 years	NH Other Race	<=10	<=10			33.33333333
Wayne	F	under 5 years	NH White	61	220			27.72727273
Wayne	F	under 5 years	Unknown	<=10	31			32.25806452
Wayne	M	under 5 years	Hispanic	<=10	16			18.75
Wayne	M	under 5 years	NH American Indian/Alaska Native	<=10	<=10			0
Wayne	M	under 5 years	NH Asian/Native Hawaiian/Other Pacific Islands	<=10	11			45.45454546
Wayne	M	under 5 years	NH Black	<=10	22			18.18181818
Wayne	M	under 5 years	NH Other Race	<=10	<=10			0
Wayne	M	under 5 years	NH White	44	230			19.13043478
Wayne	M	under 5 years	Unknown	11	43			25.58139535
Wayne	U	under 5 years	NH White	<=10	<=10			0
Wayne	U	under 5 years	Unknown	<=10	<=10			
Wexford	F	12-15 years	Hispanic	<=10	16 <50	Region 7	25	31.25
Wexford	F	12-15 years	NH American Indian/Alaska Native	<=10	<=10	<50 Region 7	25	100
Wexford	F	12-15 years	NH Asian/Native Hawaiian/Other Pacific Islands	<=10	<=10	<50 Region 7	0	0
Wexford	F	12-15 years	NH Black	<=10	<=10	<50 Region 7	0	0
Wexford	F	12-15 years	NH Other Race	<=10	<=10	<50 Region 7	0	0
Wexford	F	12-15 years	NH White	79	251	844 Region 7	9.360189574	31.47410359
Wexford	F	12-15 years	Unknown	<=10	<=10			0
Wexford	M	12-15 years	Hispanic	<=10	19 <50	Region 7	17.24137931	26.31578947
Wexford	M	12-15 years	NH American Indian/Alaska Native	<=10	<=10	<50 Region 7	66.66666667	66.66666667
Wexford	M	12-15 years	NH Asian/Native Hawaiian/Other Pacific Islands	<=10	<=10	<50 Region 7	25	100
Wexford	M	12-15 years	NH Black	<=10	<=10	<50 Region 7	14.28571429	100
Wexford	M	12-15 years	NH Other Race	<=10	<=10	<50 Region 7	16.66666667	100
Wexford	M	12-15 years	NH White	64	231	825 Region 7	7.757575758	27.05627711
Wexford	M	12-15 years	Unknown	<=10	<=10			16.66666667
Wexford	F	16-19 years	Hispanic	<=10	12 <50	Region 7	3.333333333	8.333333333

Wexford	F	65-74 years	NH White	1231	1471	1864	Region 7	66.04077253	83.68456832
Wexford	F	65-74 years	Unknown	92	128				71.875
Wexford	M	65-74 years	Hispanic	11	14	<50	Region 7	84.61538462	78.57142857
Wexford	M	65-74 years	NH American Indian/Alaska Native	<=10	<=10	<50	Region 7	60	75
Wexford	M	65-74 years	NH Asian/Native Hawaiian/Other Pacific Islands	<=10	<=10	<50	Region 7	44.44444444	100
Wexford	M	65-74 years	NH Black	<=10	<=10	<50	Region 7	60	100
Wexford	M	65-74 years	NH Other Race	45	61	<50	Region 7	409.0909091	73.7704918
Wexford	M	65-74 years	NH White	1154	1417	1888	Region 7	61.12288136	81.43966126
Wexford	M	65-74 years	Unknown	66	100				66
Wexford	U	65-74 years	NH White	<=10	<=10				100
Wexford	F	75+ years	Hispanic	<=10	<=10	<50	Region 7	37.5	100
Wexford	F	75+ years	NH American Indian/Alaska Native	<=10	<=10	<50	Region 7	100	80
Wexford	F	75+ years	NH Asian/Native Hawaiian/Other Pacific Islands	<=10	<=10	<50	Region 7	66.66666667	100
Wexford	F	75+ years	NH Other Race	73	112	<50	Region 7	811.11111111	65.17857143
Wexford	F	75+ years	NH White	843	1025	1469	Region 7	57.38597686	82.24390244
Wexford	F	75+ years	Unknown	104	169				61.53846154
Wexford	M	75+ years	Hispanic	<=10	<=10	<50	Region 7	75	100
Wexford	M	75+ years	NH American Indian/Alaska Native	<=10	<=10	<50	Region 7	30	100
Wexford	M	75+ years	NH Black	<=10	<=10	<50	Region 7	66.66666667	100
Wexford	M	75+ years	NH Other Race	45	60	<50	Region 7	562.5	75
Wexford	M	75+ years	NH White	688	807	1201	Region 7	57.28559534	85.25402726
Wexford	M	75+ years	Unknown	83	120				69.16666667
Wexford	U	75+ years	NH Asian/Native Hawaiian/Other Pacific Islands	<=10	<=10				0
Wexford	F	missing	Hispanic	<=10	<=10				
Wexford	F	missing	NH Other Race	<=10	<=10				
Wexford	F	missing	NH White	<=10	<=10				
Wexford	F	missing	Unknown	<=10	<=10				
Wexford	M	missing	NH Other Race	<=10	<=10				
Wexford	M	missing	NH White	<=10	<=10				
Wexford	M	missing	Unknown	<=10	<=10				
Wexford	F	under 5 years	Hispanic	<=10	<=10				
Wexford	F	under 5 years	NH Asian/Native Hawaiian/Other Pacific Islands	<=10	<=10				0
Wexford	F	under 5 years	NH White	<=10	<=10				0
Wexford	F	under 5 years	Unknown	<=10	<=10				0
Wexford	M	under 5 years	Hispanic	<=10	<=10				
Wexford	M	under 5 years	NH White	<=10	<=10	11			0

PUBLIC USE DATASETS

COVID-19 Vaccine Additional Doses

README

For privacy considerations, data is suppressed for any group with 10 or fewer doses administered.

Where does the vaccination data come from?

This report is created by the Michigan Department of Health and Human Services Division of Immunization from data reported to the Michigan Care Improvement Registry (MCIR).

Is COVID vaccination administration required to be reported?

Michigan's immunization providers are required to report COVID vaccination to the MCIR within 24 hours of administration.

How often are these data updated?

These data will be updated every Tuesday and Friday. Previously reported numbers of administered vaccine doses may change as new data are received. A possible lag in reporting vaccine doses will result in increases in numbers previously reported.

COVID-19 VACCINE ADDITIONAL DOSES ADMINISTERED 2023-03-22

Week Ending Date	County	EP Region	Sex	Race/Ethnicity	Age Group	Vaccine Type	Dose Number	Number of Doses
03/18/2023	Alcona	Region 3	F	NH White	50-64 years	Pfizer-Bivalent	Booster 2	1
03/18/2023	Alcona	Region 3	F	NH White	50-64 years	Pfizer-Bivalent	Booster 3	1
03/18/2023	Alcona	Region 3	F	NH White	65-74 years	Moderna-Bivalent	Booster 2	1
03/18/2023	Alcona	Region 3	M	NH White	40-49 years	Pfizer-Bivalent	Booster 1	1
03/18/2023	Alger	Region 8	F	NH White	50-64 years	Moderna-Bivalent	Booster 2	1
03/18/2023	Alger	Region 8	F	NH White	5-11 years	Pfizer-Bivalent	Booster 1	1
03/18/2023	Alger	Region 8	F	Unknown	50-64 years	Moderna-Bivalent	Booster 2	1
03/18/2023	Alger	Region 8	M	NH Asian/Native Hawaiian/Other Pacific Islands	12-15 years	Pfizer-Bivalent	Booster 1	1
03/18/2023	Alger	Region 8	M	NH White	16-19 years	Pfizer-Bivalent	Booster 1	1
03/18/2023	Alger	Region 8	M	NH White	50-64 years	Moderna-Bivalent	Booster 2	1
03/18/2023	Alger	Region 8	M	Unknown	50-64 years	Moderna-Bivalent	Booster 2	2
03/18/2023	Allegan	Region 5	F	Hispanic	12-15 years	Pfizer	Booster 2	1
03/18/2023	Allegan	Region 5	F	Hispanic	20-29 years	Pfizer-Bivalent	Booster 2	1
03/18/2023	Allegan	Region 5	F	Hispanic	50-64 years	Moderna-Bivalent	Booster 2	2
03/18/2023	Allegan	Region 5	F	Hispanic	75+ years	Pfizer-Bivalent	Booster 2	1
03/18/2023	Allegan	Region 5	F	NH Black	65-74 years	Pfizer-Bivalent	Booster 2	1
03/18/2023	Allegan	Region 5	F	NH Other Race	65-74 years	Moderna-Bivalent	Booster 2	1
03/18/2023	Allegan	Region 5	F	NH White	20-29 years	Pfizer-Bivalent	Booster 1	2
03/18/2023	Allegan	Region 5	F	NH White	30-39 years	Pfizer-Bivalent	Booster 1	1
03/18/2023	Allegan	Region 5	F	NH White	30-39 years	Pfizer-Bivalent	Booster 2	3
03/18/2023	Allegan	Region 5	F	NH White	40-49 years	Pfizer-Bivalent	Booster 1	1
03/18/2023	Allegan	Region 5	F	NH White	40-49 years	Pfizer-Bivalent	Booster 2	1
03/18/2023	Allegan	Region 5	F	NH White	50-64 years	Moderna-Bivalent	Booster 1	2
03/18/2023	Allegan	Region 5	F	NH White	50-64 years	Moderna-Bivalent	Booster 2	1
03/18/2023	Allegan	Region 5	F	NH White	50-64 years	Moderna-Bivalent	Booster 3	1
03/18/2023	Allegan	Region 5	F	NH White	50-64 years	Pfizer-Bivalent	Booster 1	2
03/18/2023	Allegan	Region 5	F	NH White	50-64 years	Pfizer-Bivalent	Booster 2	4
03/18/2023	Allegan	Region 5	F	NH White	50-64 years	Pfizer-Bivalent	Booster 3	3
03/18/2023	Allegan	Region 5	F	NH White	5-11 years	Pfizer-Bivalent	Booster 1	1
03/18/2023	Allegan	Region 5	F	NH White	5-11 years	Pfizer-Bivalent	Booster 2	1
03/18/2023	Allegan	Region 5	F	NH White	65-74 years	Moderna-Bivalent	Booster 2	2
03/18/2023	Allegan	Region 5	F	NH White	65-74 years	Pfizer-Bivalent	Booster 1	1
03/18/2023	Allegan	Region 5	F	NH White	65-74 years	Pfizer-Bivalent	Booster 2	2
03/18/2023	Allegan	Region 5	F	NH White	75+ years	Moderna-Bivalent	Booster 3	1
03/18/2023	Allegan	Region 5	F	NH White	75+ years	Pfizer-Bivalent	Booster 2	1
03/18/2023	Allegan	Region 5	M	Hispanic	12-15 years	Pfizer-Bivalent	Booster 1	2
03/18/2023	Allegan	Region 5	M	NH American Indian/Alaska Native	30-39 years	Pfizer-Bivalent	Booster 2	1
03/18/2023	Allegan	Region 5	M	NH Black	12-15 years	Pfizer-Bivalent	Booster 1	1
03/18/2023	Allegan	Region 5	M	NH Other Race	40-49 years	Moderna-Bivalent	Booster 2	1
03/18/2023	Allegan	Region 5	M	NH Other Race	50-64 years	Pfizer-Bivalent	Booster 3	1
03/18/2023	Allegan	Region 5	M	NH White	12-15 years	Pfizer-Bivalent	Booster 1	2
03/18/2023	Allegan	Region 5	M	NH White	16-19 years	Moderna-Bivalent	Booster 1	1
03/18/2023	Allegan	Region 5	M	NH White	30-39 years	Pfizer-Bivalent	Booster 2	1
03/18/2023	Allegan	Region 5	M	NH White	40-49 years	Moderna-Bivalent	Booster 1	1
03/18/2023	Allegan	Region 5	M	NH White	40-49 years	Moderna-Bivalent	Booster 3	1
03/18/2023	Allegan	Region 5	M	NH White	40-49 years	Pfizer-Bivalent	Booster 1	1
03/18/2023	Allegan	Region 5	M	NH White	50-64 years	Moderna-Bivalent	Booster 3	1
03/18/2023	Allegan	Region 5	M	NH White	50-64 years	Pfizer-Bivalent	Booster 2	3
03/18/2023	Allegan	Region 5	M	NH White	5-11 years	Pfizer-Bivalent	Booster 1	2
03/18/2023	Allegan	Region 5	M	NH White	65-74 years	Moderna-Bivalent	Booster 2	2
03/18/2023	Allegan	Region 5	M	NH White	65-74 years	Pfizer-Bivalent	Booster 2	1
03/18/2023	Allegan	Region 5	M	NH White	65-74 years	Pfizer-Bivalent	Booster 3	1
03/18/2023	Allegan	Region 5	M	NH White	75+ years	Moderna-Bivalent	Booster 2	1
03/18/2023	Allegan	Region 5	M	NH White	75+ years	Moderna-Bivalent	Booster 3	1
03/18/2023	Allegan	Region 5	U	NH White	40-49 years	Moderna-Bivalent	Booster 4	1
03/18/2023	Alpena	Region 7	F	NH Asian/Native Hawaiian/Other Pacific Islands	50-64 years	Moderna-Bivalent	Booster 3	1
03/18/2023	Alpena	Region 7	F	NH White	12-15 years	Pfizer-Bivalent	Booster 1	1
03/18/2023	Alpena	Region 7	F	NH White	16-19 years	Moderna-Bivalent	Booster 1	1
03/18/2023	Alpena	Region 7	F	NH White	16-19 years	Pfizer-Bivalent	Booster 2	1
03/18/2023	Alpena	Region 7	F	NH White	50-64 years	Moderna-Bivalent	Booster 1	1
03/18/2023	Alpena	Region 7	F	NH White	50-64 years	Moderna-Bivalent	Booster 2	2
03/18/2023	Alpena	Region 7	F	NH White	50-64 years	Moderna-Bivalent	Booster 3	1
03/18/2023	Alpena	Region 7	F	NH White	50-64 years	Pfizer-Bivalent	Booster 1	1
03/18/2023	Alpena	Region 7	F	NH White	5-11 years	Pfizer-Bivalent	Booster 1	1
03/18/2023	Alpena	Region 7	F	NH White	65-74 years	Moderna-Bivalent	Booster 2	3
03/18/2023	Alpena	Region 7	F	NH White	65-74 years	Moderna-Bivalent	Booster 3	1
03/18/2023	Alpena	Region 7	F	NH White	75+ years	Pfizer	Booster 2	1
03/18/2023	Alpena	Region 7	F	NH White	75+ years	Pfizer-Bivalent	Booster 3	2
03/18/2023	Alpena	Region 7	F	Unknown	65-74 years	Moderna-Bivalent	Booster 2	1
03/18/2023	Alpena	Region 7	F	Unknown	65-74 years	Pfizer-Bivalent	Booster 2	1
03/18/2023	Alpena	Region 7	M	NH White	30-39 years	Moderna-Bivalent	Booster 2	1
03/18/2023	Alpena	Region 7	M	NH White	40-49 years	Moderna-Bivalent	Booster 3	1
03/18/2023	Alpena	Region 7	M	NH White	40-49 years	Pfizer-Bivalent	Booster 1	1
03/18/2023	Alpena	Region 7	M	NH White	50-64 years	Moderna-Bivalent	Booster 2	2
03/18/2023	Alpena	Region 7	M	NH White	50-64 years	Pfizer-Bivalent	Booster 2	1
03/18/2023	Alpena	Region 7	M	NH White	75+ years	Moderna-Bivalent	Booster 2	1
03/18/2023	Alpena	Region 7	M	Unknown	50-64 years	Moderna-Bivalent	Booster 3	1
03/18/2023	Antrim	Region 7	F	NH White	16-19 years	Moderna-Bivalent	Booster 1	1
03/18/2023	Antrim	Region 7	F	NH White	75+ years	Pfizer-Bivalent	Booster 3	1
03/18/2023	Antrim	Region 7	M	NH White	20-29 years	Moderna-Bivalent	Booster 2	1
03/18/2023	Antrim	Region 7	M	NH White	40-49 years	Pfizer-Bivalent	Booster 2	1
03/18/2023	Antrim	Region 7	M	NH White	50-64 years	Moderna-Bivalent	Booster 2	1
03/18/2023	Antrim	Region 7	M	NH White	65-74 years	Moderna-Bivalent	Booster 2	1
03/18/2023	Antrim	Region 7	M	NH White	65-74 years	Pfizer-Bivalent	Booster 3	1
03/18/2023	Arenac	Region 3	F	NH Other Race	75+ years	Moderna-Bivalent	Booster 3	2
03/18/2023	Arenac	Region 3	F	NH White	40-49 years	Moderna-Bivalent	Booster 1	1
03/18/2023	Arenac	Region 3	F	NH White	65-74 years	Moderna-Bivalent	Booster 2	1

03/18/2023	Wayne	Region 2S	M	NH White	65-74 years	Pfizer-Bivalent	Booster 2	18
03/18/2023	Wayne	Region 2S	M	NH White	65-74 years	Pfizer-Bivalent	Booster 3	17
03/18/2023	Wayne	Region 2S	M	NH White	65-74 years	Pfizer-Bivalent	Booster 4	1
03/18/2023	Wayne	Region 2S	M	NH White	75+ years	Moderna-Bivalent	Booster 2	5
03/18/2023	Wayne	Region 2S	M	NH White	75+ years	Moderna-Bivalent	Booster 4	1
03/18/2023	Wayne	Region 2S	M	NH White	75+ years	Pfizer-Bivalent	Booster 1	2
03/18/2023	Wayne	Region 2S	M	NH White	75+ years	Pfizer-Bivalent	Booster 2	4
03/18/2023	Wayne	Region 2S	M	NH White	75+ years	Pfizer-Bivalent	Booster 3	5
03/18/2023	Wayne	Region 2S	M	NH White	75+ years	Pfizer-Bivalent	Booster 4	1
03/18/2023	Wayne	Region 2S	M	NH White	under 5 years	Moderna-Bivalent	Booster 1	1
03/18/2023	Wayne	Region 2S	M	NH White	under 5 years	Pfizer-Bivalent	Booster 1	2
03/18/2023	Wayne	Region 2S	M	Unknown	16-19 years	Pfizer-Bivalent	Booster 1	2
03/18/2023	Wayne	Region 2S	M	Unknown	20-29 years	Pfizer-Bivalent	Booster 2	1
03/18/2023	Wayne	Region 2S	M	Unknown	30-39 years	Moderna-Bivalent	Booster 2	1
03/18/2023	Wayne	Region 2S	M	Unknown	30-39 years	Pfizer-Bivalent	Booster 1	1
03/18/2023	Wayne	Region 2S	M	Unknown	30-39 years	Pfizer-Bivalent	Booster 3	1
03/18/2023	Wayne	Region 2S	M	Unknown	40-49 years	Moderna-Bivalent	Booster 2	2
03/18/2023	Wayne	Region 2S	M	Unknown	50-64 years	Moderna-Bivalent	Booster 2	2
03/18/2023	Wayne	Region 2S	M	Unknown	5-11 years	Pfizer-Bivalent	Booster 1	3
03/18/2023	Wayne	Region 2S	M	Unknown	65-74 years	Moderna-Bivalent	Booster 2	1
03/18/2023	Wayne	Region 2S	M	Unknown	65-74 years	Moderna-Bivalent	Booster 3	2
03/18/2023	Wayne	Region 2S	M	Unknown	65-74 years	Pfizer-Bivalent	Booster 1	1
03/18/2023	Wayne	Region 2S	M	Unknown	75+ years	Moderna-Bivalent	Booster 1	1
03/18/2023	Wayne	Region 2S	M	Unknown	75+ years	Moderna-Bivalent	Booster 4	1
03/18/2023	Wayne	Region 2S	M	Unknown	under 5 years	Moderna-Bivalent	Booster 1	1
03/18/2023	Wayne	Region 2S	U	NH Other Race	50-64 years	Pfizer-Bivalent	Booster 2	1
03/18/2023	Wexford	Region 7	F	Hispanic	50-64 years	Moderna-Bivalent	Booster 1	1
03/18/2023	Wexford	Region 7	F	NH Other Race	75+ years	Pfizer-Bivalent	Booster 2	1
03/18/2023	Wexford	Region 7	F	NH White	12-15 years	Pfizer-Bivalent	Booster 1	1
03/18/2023	Wexford	Region 7	F	NH White	30-39 years	Moderna-Bivalent	Booster 3	1
03/18/2023	Wexford	Region 7	F	NH White	40-49 years	Moderna-Bivalent	Booster 1	1
03/18/2023	Wexford	Region 7	F	NH White	40-49 years	Moderna-Bivalent	Booster 2	1
03/18/2023	Wexford	Region 7	F	NH White	40-49 years	Pfizer-Bivalent	Booster 2	2
03/18/2023	Wexford	Region 7	F	NH White	50-64 years	Pfizer-Bivalent	Booster 2	1
03/18/2023	Wexford	Region 7	F	NH White	50-64 years	Pfizer-Bivalent	Booster 3	1
03/18/2023	Wexford	Region 7	F	NH White	65-74 years	Moderna-Bivalent	Booster 4	1
03/18/2023	Wexford	Region 7	F	NH White	65-74 years	Pfizer-Bivalent	Booster 2	1
03/18/2023	Wexford	Region 7	F	NH White	75+ years	Pfizer-Bivalent	Booster 2	2
03/18/2023	Wexford	Region 7	F	Unknown	75+ years	Pfizer-Bivalent	Booster 2	1
03/18/2023	Wexford	Region 7	M	Hispanic	65-74 years	Pfizer-Bivalent	Booster 1	1
03/18/2023	Wexford	Region 7	M	NH White	20-29 years	Moderna-Bivalent	Booster 1	1
03/18/2023	Wexford	Region 7	M	NH White	20-29 years	Pfizer-Bivalent	Booster 1	1
03/18/2023	Wexford	Region 7	M	NH White	30-39 years	Pfizer-Bivalent	Booster 1	1
03/18/2023	Wexford	Region 7	M	NH White	40-49 years	Pfizer-Bivalent	Booster 1	1
03/18/2023	Wexford	Region 7	M	NH White	40-49 years	Pfizer-Bivalent	Booster 2	2
03/18/2023	Wexford	Region 7	M	NH White	50-64 years	Pfizer-Bivalent	Booster 3	1
03/18/2023	Wexford	Region 7	M	NH White	65-74 years	Moderna-Bivalent	Booster 2	1
03/18/2023	Wexford	Region 7	M	NH White	65-74 years	Moderna-Bivalent	Booster 4	1
03/18/2023	Wexford	Region 7	M	NH White	65-74 years	Pfizer-Bivalent	Booster 2	1

PUBLIC USE DATASETS

COVID-19 Vaccines Shipped to Providers

README

As of 4/15/2021 the dashboard now reports doses delivered directly to providers in federal programs, including the federal Retail and Long-Term Care Facility Pharmacy programs, HRSA, and Indian Health Services. These deliveries include 426,460 doses that were transferred into federal programs from the State of Michigan's allocation. The public will now be able to see the date, quantity and location of all doses delivered to both state- and federally-enrolled providers operating in Michigan and reporting to Michigan's immunization registry, MCIR. However, the state of Michigan does not control how much vaccine is allocated to or administered by federal programs.

Delivery data for a small number of federal entities will not be tracked, since they are not reporting administration of vaccination to MCIR (Veteran's Administration hospitals, the federal Bureau of Prisons, and Department of Defense).

Where does the vaccination data come from?

This report is created by the Michigan Department of Health and Human Services Division of Immunization from data reported to the Michigan Care Improvement Registry (MCIR).

Is COVID vaccination administration required to be reported?

Michigan's immunization providers are required to report COVID vaccination to the MCIR within 24 hours of administration.

How often are these data updated?

These data will be updated every Tuesday and Friday. Previously reported numbers of administered vaccine doses may change as new data are received. A possible lag in reporting vaccine doses will result in increases in numbers previously reported.

COVID-19 VACCINE DOSES DELIVERED TO PROVIDER 2023-03-22

Week Ending Date	Data as of	Provider County	Provider Local Health Department Jurisdiction	Provider Emergency Preparedness Region	Facility Type	Vaccine Type	Vaccines Delivered
03/18/2023	13MAR2023	Barry	Barry-Eaton District Health Department	Region 5	Pharmacy	Pfizer Tris Bivalent	180
03/18/2023	13MAR2023	Barry	Barry-Eaton District Health Department	Region 5	Urgent Care	Moderna	100
03/18/2023	13MAR2023	Barry	Barry-Eaton District Health Department	Region 5	Urgent Care	Moderna 5 Bivalent	100
03/18/2023	13MAR2023	Berrien	Berrien County Health Department	Region 5	Federally Qualified Health Center	Pfizer	180
03/18/2023	13MAR2023	Berrien	Berrien County Health Department	Region 5	Federally Qualified Health Center	Pfizer Pediatrics	100
03/18/2023	13MAR2023	Berrien	Berrien County Health Department	Region 5	Federally Qualified Health Center	Pfizer Under 5	100
03/18/2023	13MAR2023	Berrien	Berrien County Health Department	Region 5	Other	Pfizer Tris Bivalent	50
03/18/2023	13MAR2023	Calhoun	Calhoun County Health Department	Region 5	Family Practice	Pfizer Pediatrics Bivalent	100
03/18/2023	13MAR2023	Calhoun	Calhoun County Health Department	Region 5	Family Practice	Pfizer Tris Bivalent	50
03/18/2023	13MAR2023	Calhoun	Calhoun County Health Department	Region 5	Indian Health service	Moderna 5 Bivalent	100
03/18/2023	13MAR2023	Charlevoix	Northwest Michigan County Health Association	Region 7	Pharmacy	Pfizer Tris Bivalent	50
03/18/2023	13MAR2023	Clare	Central Michigan District Health Department	Region 6	Local Health Department	Moderna 5	100
03/18/2023	13MAR2023	Genesee	Genesee County Health Department	Region 3	Pharmacy	Moderna	100
03/18/2023	13MAR2023	Genesee	Genesee County Health Department	Region 3	Pharmacy	Moderna 5	100
03/18/2023	13MAR2023	Ingham	Ingham County Health Department	Region 1	Federally Qualified Health Center	Moderna Under 6	100
03/18/2023	13MAR2023	Ingham	Ingham County Health Department	Region 1	Federally Qualified Health Center	Moderna Under 6 Bivalent	40
03/18/2023	13MAR2023	Ingham	Ingham County Health Department	Region 1	Local Health Department	Novavax	100
03/18/2023	13MAR2023	Ingham	Ingham County Health Department	Region 1	Pharmacy	Moderna	100
03/18/2023	13MAR2023	Ingham	Ingham County Health Department	Region 1	Pharmacy	Pfizer Pediatrics Bivalent	100
03/18/2023	13MAR2023	Jackson	Jackson County Health Department	Region 1	Federally Qualified Health Center	Moderna	100
03/18/2023	13MAR2023	Jackson	Jackson County Health Department	Region 1	Federally Qualified Health Center	Moderna 5 Bivalent	200
03/18/2023	13MAR2023	Kent	Kent County Health Department	Region 6	Family Practice	Moderna	100
03/18/2023	13MAR2023	Kent	Kent County Health Department	Region 6	Family Practice	Moderna 5	100
03/18/2023	13MAR2023	Kent	Kent County Health Department	Region 6	Family Practice	Moderna 5 Bivalent	100
03/18/2023	13MAR2023	Kent	Kent County Health Department	Region 6	Family Practice	Moderna Under 6	100
03/18/2023	13MAR2023	Kent	Kent County Health Department	Region 6	Family Practice	Moderna Under 6 Bivalent	20
03/18/2023	13MAR2023	Kent	Kent County Health Department	Region 6	Family Practice	Pfizer Tris Bivalent	180
03/18/2023	13MAR2023	Kent	Kent County Health Department	Region 6	Family Practice	Pfizer Under 5	100
03/18/2023	13MAR2023	Kent	Kent County Health Department	Region 6	Hospital	Pfizer Under 5	100
03/18/2023	13MAR2023	Kent	Kent County Health Department	Region 6	Pediatrics	Moderna Under 6	100
03/18/2023	13MAR2023	Kent	Kent County Health Department	Region 6	Pediatrics	Pfizer Pediatrics Bivalent	100
03/18/2023	13MAR2023	Kent	Kent County Health Department	Region 6	Pediatrics	Pfizer Under 5	100
03/18/2023	13MAR2023	Kent	Kent County Health Department	Region 6	Specialty Provider	Moderna 5 Bivalent	100
03/18/2023	13MAR2023	Livingston	Livingston County Health Department	Region 1	Pharmacy	Moderna 5 Bivalent	100
03/18/2023	13MAR2023	Livingston	Livingston County Health Department	Region 1	Pharmacy	Pfizer	180
03/18/2023	13MAR2023	Macomb	Macomb County Health Department	Region 2N	Pharmacy	Moderna 5 Bivalent	100
03/18/2023	13MAR2023	Macomb	Macomb County Health Department	Region 2N	Pharmacy	Pfizer	180
03/18/2023	13MAR2023	Marquette	Marquette County Health Department	Region 8	Family Practice	Pfizer	180
03/18/2023	13MAR2023	Muskegon	Muskegon County Health Department	Region 6	Hospital	Moderna 5 Bivalent	200
03/18/2023	13MAR2023	Muskegon	Muskegon County Health Department	Region 6	Local Health Department	Moderna Under 6	100
03/18/2023	13MAR2023	Oakland	Oakland County Health Department	Region 2N	Family Practice	Moderna	100
03/18/2023	13MAR2023	Oakland	Oakland County Health Department	Region 2N	Family Practice	Moderna 5 Bivalent	100
03/18/2023	13MAR2023	Oakland	Oakland County Health Department	Region 2N	Local Health Department	Moderna	100
03/18/2023	13MAR2023	Oakland	Oakland County Health Department	Region 2N	Local Health Department	Moderna Under 6	100
03/18/2023	13MAR2023	Oakland	Oakland County Health Department	Region 2N	Pediatrics	Pfizer Pediatrics	100
03/18/2023	13MAR2023	Oakland	Oakland County Health Department	Region 2N	Pediatrics	Pfizer Pediatrics Bivalent	200
03/18/2023	13MAR2023	Oakland	Oakland County Health Department	Region 2N	Pediatrics	Pfizer Tris Bivalent	50
03/18/2023	13MAR2023	Oakland	Oakland County Health Department	Region 2N	Pediatrics	Pfizer Under 5	100
03/18/2023	13MAR2023	Oakland	Oakland County Health Department	Region 2N	Pharmacy	Moderna 5 Bivalent	200
03/18/2023	13MAR2023	Oakland	Oakland County Health Department	Region 2N	Pharmacy	Pfizer Tris Bivalent	50
03/18/2023	13MAR2023	Oakland	Oakland County Health Department	Region 2N	Urgent Care	Moderna 5 Bivalent	100
03/18/2023	13MAR2023	Oceana	District Health Department 10	Region 6	Local Health Department	Moderna	100
03/18/2023	13MAR2023	Ottawa	Ottawa County Health Department	Region 6	Federally Qualified Health Center	Moderna 5 Bivalent	100
03/18/2023	13MAR2023	Roscommon	Central Michigan District Health Department	Region 7	Local Health Department	Moderna	100
03/18/2023	13MAR2023	Saginaw	Saginaw County Health Department	Region 3	Pharmacy	Moderna 5 Bivalent	100
03/18/2023	13MAR2023	Saginaw	Saginaw County Health Department	Region 3	Pharmacy	Pfizer Tris Bivalent	50
03/18/2023	13MAR2023	Washtenaw	Washtenaw County Health Department	Region 2S	Family Practice	Moderna 5 Bivalent	200
03/18/2023	13MAR2023	Washtenaw	Washtenaw County Health Department	Region 2S	Hospital	Moderna	100

03/18/2023	13MAR2023	Washtenaw	Washtenaw County Health Department	Region 2S	Pharmacy	Moderna 5 Bivalent	200
03/18/2023	13MAR2023	Washtenaw	Washtenaw County Health Department	Region 2S	Pharmacy	Pfizer Tris Bivalent	100
03/18/2023	13MAR2023	Washtenaw	Washtenaw County Health Department	Region 2S	Pharmacy	Pfizer Tris Bivalent	50
03/18/2023	13MAR2023	Wayne	Wayne County Health Department	Region 2S	Other	Moderna	100
03/18/2023	13MAR2023	Wayne	Wayne County Health Department	Region 2S	Other	Moderna 5 Bivalent	200
03/18/2023	13MAR2023	Wayne	Wayne County Health Department	Region 2S	Pediatrics	Pfizer Pediatrics	100
03/18/2023	13MAR2023	Wayne	Wayne County Health Department	Region 2S	Pediatrics	Pfizer Pediatrics Bivalent	200
03/18/2023	13MAR2023	Wayne	Wayne County Health Department	Region 2S	Pediatrics	Pfizer Tris Bivalent	360
03/18/2023	13MAR2023	Wayne	Wayne County Health Department	Region 2S	Pediatrics	Pfizer Under 5	300
03/18/2023	13MAR2023	Wayne	Wayne County Health Department	Region 2S	Pharmacy	Moderna 5 Bivalent	300
03/18/2023	13MAR2023	Wayne	Wayne County Health Department	Region 2S	Pharmacy	Pfizer Pediatrics Bivalent	100
03/18/2023	13MAR2023	Wayne	Wayne County Health Department	Region 2S	Pharmacy	Pfizer Tris Bivalent	180
03/18/2023	14MAR2023	Allegan	Allegan County Health Department	Region 5	Pharmacy	Moderna 5	100
03/18/2023	14MAR2023	Arenac	Central Michigan District Health Department	Region 3	Pharmacy	Moderna 5 Bivalent	100
03/18/2023	14MAR2023	Branch	Branch-Hillsdale-St.Joseph District Health Department	Region 5	Pharmacy	Moderna 5	100
03/18/2023	14MAR2023	Genesee	Genesee County Health Department	Region 3	Other	Moderna 5 Bivalent	100
03/18/2023	14MAR2023	Genesee	Genesee County Health Department	Region 3	Pediatrics	Pfizer Pediatrics	100
03/18/2023	14MAR2023	Genesee	Genesee County Health Department	Region 3	Pediatrics	Pfizer Pediatrics Bivalent	100
03/18/2023	14MAR2023	Genesee	Genesee County Health Department	Region 3	Pharmacy	Moderna 5	300
03/18/2023	14MAR2023	Genesee	Genesee County Health Department	Region 3	Pharmacy	Moderna 5 Bivalent	100
03/18/2023	14MAR2023	Gogebic	Western UP District Health Department	Region 8	Family Practice	Pfizer Tris Bivalent	180
03/18/2023	14MAR2023	Ingham	Ingham County Health Department	Region 1	Federally Qualified Health Center	Pfizer Tris Bivalent	50
03/18/2023	14MAR2023	Ingham	Ingham County Health Department	Region 1	Pediatrics	Pfizer	180
03/18/2023	14MAR2023	Isabella	Central Michigan District Health Department	Region 6	Pharmacy	Moderna 5	100
03/18/2023	14MAR2023	Kalamazoo	Kalamazoo County Health Department	Region 5	Pharmacy	Moderna 5	100
03/18/2023	14MAR2023	Kent	Kent County Health Department	Region 6	Family Practice	Pfizer Under 5	200
03/18/2023	14MAR2023	Kent	Kent County Health Department	Region 6	Family Practice	Pfizer Under 5 Bivalent	300
03/18/2023	14MAR2023	Kent	Kent County Health Department	Region 6	Federally Qualified Health Center	Pfizer Under 5 Bivalent	100
03/18/2023	14MAR2023	Kent	Kent County Health Department	Region 6	Pediatrics	Pfizer Under 5 Bivalent	100
03/18/2023	14MAR2023	Kent	Kent County Health Department	Region 6	Pharmacy	Moderna 5	200
03/18/2023	14MAR2023	Kent	Kent County Health Department	Region 6	Pharmacy	Moderna 5 Bivalent	100
03/18/2023	14MAR2023	Lenawee	Lenawee County Health Department	Region 1	Local Health Department	Moderna	100
03/18/2023	14MAR2023	Livingston	Livingston County Health Department	Region 1	Family Practice	Moderna 5 Bivalent	100
03/18/2023	14MAR2023	Macomb	Macomb County Health Department	Region 2N	Pharmacy	Moderna 5	200
03/18/2023	14MAR2023	Manistee	District Health Department 10	Region 7	Pharmacy	Moderna 5	100
03/18/2023	14MAR2023	Marquette	Marquette County Health Department	Region 8	Family Practice	Pfizer Tris Bivalent	50
03/18/2023	14MAR2023	Marquette	Marquette County Health Department	Region 8	Pediatrics	Pfizer Under 5 Bivalent	100
03/18/2023	14MAR2023	Mecosta	District Health Department 10	Region 6	Rural Health Clinic	Pfizer Pediatrics Bivalent	100
03/18/2023	14MAR2023	Monroe	Monroe County Health Department	Region 2S	Pharmacy	Moderna 5	200
03/18/2023	14MAR2023	Montmorency	District Health Department 4	Region 7	Federally Qualified Health Center	Moderna	100
03/18/2023	14MAR2023	Montmorency	District Health Department 4	Region 7	Federally Qualified Health Center	Novavax	100
03/18/2023	14MAR2023	Oakland	Oakland County Health Department	Region 2N	Corrections	Pfizer	180
03/18/2023	14MAR2023	Oakland	Oakland County Health Department	Region 2N	Family Practice	Pfizer Pediatrics Bivalent	100
03/18/2023	14MAR2023	Oakland	Oakland County Health Department	Region 2N	Family Practice	Pfizer Tris Bivalent	100
03/18/2023	14MAR2023	Oakland	Oakland County Health Department	Region 2N	Family Practice	Pfizer Under 5	100
03/18/2023	14MAR2023	Oakland	Oakland County Health Department	Region 2N	Pediatrics	Pfizer Under 5 Bivalent	100
03/18/2023	14MAR2023	Oakland	Oakland County Health Department	Region 2N	Pharmacy	Moderna 5	500
03/18/2023	14MAR2023	Oakland	Oakland County Health Department	Region 2N	Pharmacy	Moderna 5 Bivalent	100
03/18/2023	14MAR2023	Oakland	Oakland County Health Department	Region 2N	Pharmacy	Moderna Under 6	100
03/18/2023	14MAR2023	Oakland	Oakland County Health Department	Region 2N	Pharmacy	Pfizer Tris Bivalent	50
03/18/2023	14MAR2023	Otsego	Northwest Michigan County Health Association	Region 7	Pharmacy	Moderna 5 Bivalent	100
03/18/2023	14MAR2023	Ottawa	Ottawa County Health Department	Region 6	Local Health Department	Pfizer Pediatrics Bivalent	100
03/18/2023	14MAR2023	Ottawa	Ottawa County Health Department	Region 6	Local Health Department	Pfizer Under 5	100
03/18/2023	14MAR2023	Ottawa	Ottawa County Health Department	Region 6	Local Health Department	Pfizer Under 5 Bivalent	200
03/18/2023	14MAR2023	Ottawa	Ottawa County Health Department	Region 6	Pediatrics	Pfizer Pediatrics Bivalent	100
03/18/2023	14MAR2023	Ottawa	Ottawa County Health Department	Region 6	Pediatrics	Pfizer Under 5	100
03/18/2023	14MAR2023	Ottawa	Ottawa County Health Department	Region 6	Pediatrics	Pfizer Under 5 Bivalent	100
03/18/2023	14MAR2023	Ottawa	Ottawa County Health Department	Region 6	Pharmacy	Moderna 5	100
03/18/2023	14MAR2023	Saginaw	Saginaw County Health Department	Region 3	Pharmacy	Moderna 5	100
03/18/2023	14MAR2023	Saginaw	Saginaw County Health Department	Region 3	Pharmacy	Pfizer	180
03/18/2023	14MAR2023	Saginaw	Saginaw County Health Department	Region 3	Pharmacy	Pfizer Pediatrics	100

03/18/2023	14MAR2023	Saginaw	Saginaw County Health Department	Region 3	Pharmacy	Pfizer Pediatrics Bivalent	100
03/18/2023	14MAR2023	Saginaw	Saginaw County Health Department	Region 3	Pharmacy	Pfizer Tris Bivalent	150
03/18/2023	14MAR2023	St. Joseph	Branch-Hillsdale-St.Joseph District Health Department	Region 5	Pharmacy	Moderna 5	100
03/18/2023	14MAR2023	Washtenaw	Washtenaw County Health Department	Region 25	Family Practice	Moderna 5 Bivalent	100
03/18/2023	14MAR2023	Washtenaw	Washtenaw County Health Department	Region 25	Pediatrics	Pfizer Pediatrics Bivalent	100
03/18/2023	14MAR2023	Washtenaw	Washtenaw County Health Department	Region 25	Pediatrics	Pfizer Under 5	400
03/18/2023	14MAR2023	Washtenaw	Washtenaw County Health Department	Region 25	Pharmacy	Moderna 5 Bivalent	100
03/18/2023	14MAR2023	Wayne	Wayne County Health Department	Region 25	Pharmacy	Moderna 5	300
03/18/2023	14MAR2023	Wayne	Wayne County Health Department	Region 25	Pharmacy	Moderna 5 Bivalent	100
03/18/2023	14MAR2023	Wayne	Wayne County Health Department	Region 25	Pharmacy	Pfizer Tris Bivalent	180
03/18/2023	14MAR2023	Wexford	District Health Department 10	Region 7	Pharmacy	Moderna 5	100
03/18/2023	15MAR2023	Alcona	District Health Department 2	Region 3	Federally Qualified Health Center	Pfizer Tris Bivalent	330
03/18/2023	15MAR2023	Allegan	Allegan County Health Department	Region 5	Pediatrics	Pfizer Pediatrics	200
03/18/2023	15MAR2023	Allegan	Allegan County Health Department	Region 5	Pediatrics	Pfizer Under 5	200
03/18/2023	15MAR2023	Berrien	Berrien County Health Department	Region 5	Federally Qualified Health Center	Pfizer Tris Bivalent	180
03/18/2023	15MAR2023	Branch	Branch-Hillsdale-St.Joseph District Health Department	Region 5	Local Health Department	Moderna Under 6	100
03/18/2023	15MAR2023	Branch	Branch-Hillsdale-St.Joseph District Health Department	Region 5	Pharmacy	Moderna	100
03/18/2023	15MAR2023	Calhoun	Calhoun County Health Department	Region 5	Pediatrics	Pfizer Under 5	200
03/18/2023	15MAR2023	Calhoun	Calhoun County Health Department	Region 5	Pharmacy	Moderna	100
03/18/2023	15MAR2023	Charlevoix	Northwest Michigan County Health Association	Region 7	Hospital	Pfizer Tris Bivalent	50
03/18/2023	15MAR2023	Chippewa	Chippewa County Health Department	Region 8	Indian Health service	Pfizer Under 5 Bivalent	100
03/18/2023	15MAR2023	Clinton	Mid Michigan District Health Department	Region 1	Pharmacy	Moderna	100
03/18/2023	15MAR2023	Delta	Public Health Delta & Menominee	Region 8	Pharmacy	Moderna	100
03/18/2023	15MAR2023	Detroit	City of Detroit Health Department	Region 25	Local Health Department	Pfizer Tris Bivalent	360
03/18/2023	15MAR2023	Detroit	City of Detroit Health Department	Region 25	Pharmacy	Moderna	100
03/18/2023	15MAR2023	Eaton	Barry-Eaton District Health Department	Region 1	Local Health Department	Pfizer Under 5 Bivalent	100
03/18/2023	15MAR2023	Emmet	Northwest Michigan County Health Association	Region 7	Local Health Department	Moderna Under 6	100
03/18/2023	15MAR2023	Genesee	Genesee County Health Department	Region 3	Pharmacy	Moderna	400
03/18/2023	15MAR2023	Grand Traverse	Grand Traverse County Health Department	Region 7	Pharmacy	Moderna 5 Bivalent	100
03/18/2023	15MAR2023	Houghton	Western UP District Health Department	Region 8	Federally Qualified Health Center	Moderna 5 Bivalent	100
03/18/2023	15MAR2023	Ingham	Ingham County Health Department	Region 1	Hospital	Pfizer Tris Bivalent	150
03/18/2023	15MAR2023	Ingham	Ingham County Health Department	Region 1	Pharmacy	Moderna Under 6 Bivalent	20
03/18/2023	15MAR2023	Iosco	District Health Department 2	Region 3	Local Health Department	Pfizer	180
03/18/2023	15MAR2023	Iosco	District Health Department 2	Region 3	Local Health Department	Pfizer Pediatrics Bivalent	100
03/18/2023	15MAR2023	Iosco	District Health Department 2	Region 3	Local Health Department	Pfizer Under 5	100
03/18/2023	15MAR2023	Isabella	Central Michigan District Health Department	Region 6	Pharmacy	Moderna	100
03/18/2023	15MAR2023	Jackson	Jackson County Health Department	Region 1	Pharmacy	Moderna	100
03/18/2023	15MAR2023	Kent	Kent County Health Department	Region 6	Family Practice	Pfizer	180
03/18/2023	15MAR2023	Kent	Kent County Health Department	Region 6	Family Practice	Pfizer Pediatrics	100
03/18/2023	15MAR2023	Kent	Kent County Health Department	Region 6	Family Practice	Pfizer Pediatrics Bivalent	300
03/18/2023	15MAR2023	Kent	Kent County Health Department	Region 6	Family Practice	Pfizer Tris Bivalent	460
03/18/2023	15MAR2023	Kent	Kent County Health Department	Region 6	Family Practice	Pfizer Under 5	100
03/18/2023	15MAR2023	Kent	Kent County Health Department	Region 6	Family Practice	Pfizer Under 5 Bivalent	100
03/18/2023	15MAR2023	Kent	Kent County Health Department	Region 6	Pediatrics	Moderna Under 6	100
03/18/2023	15MAR2023	Kent	Kent County Health Department	Region 6	Pediatrics	Pfizer Pediatrics Bivalent	100
03/18/2023	15MAR2023	Kent	Kent County Health Department	Region 6	Pediatrics	Pfizer Under 5	100
03/18/2023	15MAR2023	Kent	Kent County Health Department	Region 6	Pharmacy	Moderna	100
03/18/2023	15MAR2023	Kent	Kent County Health Department	Region 6	Pharmacy	Moderna 5 Bivalent	300
03/18/2023	15MAR2023	Kent	Kent County Health Department	Region 6	Pharmacy	Pfizer Tris Bivalent	180
03/18/2023	15MAR2023	Lapeer	Lapeer County Health Department	Region 3	Pharmacy	Moderna 5 Bivalent	100
03/18/2023	15MAR2023	Macomb	Macomb County Health Department	Region 2N	Pharmacy	Moderna	100
03/18/2023	15MAR2023	Macomb	Macomb County Health Department	Region 2N	Pharmacy	Moderna 5 Bivalent	200
03/18/2023	15MAR2023	Macomb	Macomb County Health Department	Region 2N	Pharmacy	Pfizer Tris Bivalent	180
03/18/2023	15MAR2023	Manistee	District Health Department 10	Region 7	Pharmacy	Moderna 5 Bivalent	100
03/18/2023	15MAR2023	Midland	Midland County Health Department	Region 3	Local Health Department	Pfizer Under 5 Bivalent	100
03/18/2023	15MAR2023	Monroe	Monroe County Health Department	Region 25	Pharmacy	Moderna	200
03/18/2023	15MAR2023	Montcalm	Mid Michigan District Health Department	Region 6	Family Practice	Pfizer Under 5 Bivalent	100
03/18/2023	15MAR2023	Muskegon	Muskegon County Health Department	Region 6	Family Practice	Pfizer Pediatrics Bivalent	100
03/18/2023	15MAR2023	Muskegon	Muskegon County Health Department	Region 6	Family Practice	Pfizer Tris Bivalent	50
03/18/2023	15MAR2023	Muskegon	Muskegon County Health Department	Region 6	Pediatrics	Pfizer Pediatrics	100
03/18/2023	15MAR2023	Muskegon	Muskegon County Health Department	Region 6	Pediatrics	Pfizer Tris Bivalent	50

03/18/2023	15MAR2023	Muskegon	Muskegon County Health Department	Region 6	Pharmacy	Moderna 5 Bivalent	200
03/18/2023	15MAR2023	Newaygo	District Health Department 10	Region 6	Family Practice	Pfizer	180
03/18/2023	15MAR2023	Newaygo	District Health Department 10	Region 6	Family Practice	Pfizer Pediatrics	100
03/18/2023	15MAR2023	Newaygo	District Health Department 10	Region 6	Family Practice	Pfizer Pediatrics Bivalent	200
03/18/2023	15MAR2023	Newaygo	District Health Department 10	Region 6	Family Practice	Pfizer Tris Bivalent	50
03/18/2023	15MAR2023	Oakland	Oakland County Health Department	Region 2N	Pediatrics	Moderna Under 6	200
03/18/2023	15MAR2023	Oakland	Oakland County Health Department	Region 2N	Pediatrics	Pfizer Pediatrics Bivalent	100
03/18/2023	15MAR2023	Oakland	Oakland County Health Department	Region 2N	Pediatrics	Pfizer Under 5	100
03/18/2023	15MAR2023	Oakland	Oakland County Health Department	Region 2N	Pediatrics	Pfizer Under 5 Bivalent	200
03/18/2023	15MAR2023	Oakland	Oakland County Health Department	Region 2N	Pharmacy	Moderna	400
03/18/2023	15MAR2023	Otsego	Northwest Michigan County Health Association	Region 7	Pharmacy	Moderna	100
03/18/2023	15MAR2023	Shiawassee	Shiawassee County Health Department	Region 1	Pharmacy	Moderna	100
03/18/2023	15MAR2023	St. Clair	St. Clair County Health Department	Region 2N	Pharmacy	Moderna 5 Bivalent	100
03/18/2023	15MAR2023	St. Clair	St. Clair County Health Department	Region 2N	Pharmacy	Pfizer Tris Bivalent	180
03/18/2023	15MAR2023	St. Joseph	Branch-Hillsdale-St. Joseph District Health Department	Region 5	Pharmacy	Moderna	100
03/18/2023	15MAR2023	Tuscola	Tuscola County Health Department	Region 3	Local Health Department	Pfizer Tris Bivalent	50
03/18/2023	15MAR2023	Van Buren	Van Buren/Cass District Health Department	Region 5	Other	Pfizer Pediatrics Bivalent	100
03/18/2023	15MAR2023	Van Buren	Van Buren/Cass District Health Department	Region 5	Other	Pfizer Tris Bivalent	360
03/18/2023	15MAR2023	Van Buren	Van Buren/Cass District Health Department	Region 5	Other	Pfizer Under 5 Bivalent	100
03/18/2023	15MAR2023	Van Buren	Van Buren/Cass District Health Department	Region 5	Pharmacy	Moderna 5 Bivalent	100
03/18/2023	15MAR2023	Washtenaw	Washtenaw County Health Department	Region 2S	Family Practice	Moderna 5 Bivalent	100
03/18/2023	15MAR2023	Washtenaw	Washtenaw County Health Department	Region 2S	Pediatrics	Pfizer Pediatrics	100
03/18/2023	15MAR2023	Washtenaw	Washtenaw County Health Department	Region 2S	Pediatrics	Pfizer Under 5 Bivalent	200
03/18/2023	15MAR2023	Washtenaw	Washtenaw County Health Department	Region 2S	Pharmacy	Moderna	100
03/18/2023	15MAR2023	Washtenaw	Washtenaw County Health Department	Region 2S	Pharmacy	Moderna 5 Bivalent	100
03/18/2023	15MAR2023	Wayne	Wayne County Health Department	Region 2S	Pharmacy	Moderna	200
03/18/2023	15MAR2023	Wayne	Wayne County Health Department	Region 2S	Pharmacy	Moderna 5 Bivalent	2900
03/18/2023	15MAR2023	Wexford	District Health Department 10	Region 7	Family Practice	Pfizer Tris Bivalent	180
03/18/2023	15MAR2023	Wexford	District Health Department 10	Region 7	Pharmacy	Novavax	100
03/18/2023	16MAR2023	Allegan	Allegan County Health Department	Region 5	Local Health Department	Novavax	100
03/18/2023	16MAR2023	Allegan	Allegan County Health Department	Region 5	Pharmacy	Pfizer	180
03/18/2023	16MAR2023	Bay	Bay County Health Department	Region 3	Federally Qualified Health Center	Moderna 5 Bivalent	200
03/18/2023	16MAR2023	Bay	Bay County Health Department	Region 3	Federally Qualified Health Center	Moderna Under 6 Bivalent	20
03/18/2023	16MAR2023	Berrien	Berrien County Health Department	Region 5	Pharmacy	Pfizer	180
03/18/2023	16MAR2023	Calhoun	Calhoun County Health Department	Region 5	Pharmacy	Pfizer Tris Bivalent	100
03/18/2023	16MAR2023	Clinton	Mid Michigan District Health Department	Region 1	Pharmacy	Pfizer Pediatrics	200
03/18/2023	16MAR2023	Crawford	District Health Department 10	Region 7	Pharmacy	Pfizer	180
03/18/2023	16MAR2023	Detroit	City of Detroit Health Department	Region 2S	Pharmacy	Pfizer	360
03/18/2023	16MAR2023	Eaton	Barry-Eaton District Health Department	Region 1	Pharmacy	Pfizer	180
03/18/2023	16MAR2023	Genesee	Genesee County Health Department	Region 3	Pharmacy	Novavax	300
03/18/2023	16MAR2023	Genesee	Genesee County Health Department	Region 3	Pharmacy	Pfizer	360
03/18/2023	16MAR2023	Genesee	Genesee County Health Department	Region 3	Pharmacy	Pfizer Pediatrics	200
03/18/2023	16MAR2023	Gladwin	Central Michigan District Health Department	Region 3	Pharmacy	Pfizer Tris Bivalent	100
03/18/2023	16MAR2023	Grand Traverse	Grand Traverse County Health Department	Region 7	Pharmacy	Pfizer	360
03/18/2023	16MAR2023	Grand Traverse	Grand Traverse County Health Department	Region 7	Pharmacy	Pfizer Tris Bivalent	200
03/18/2023	16MAR2023	Gratiot	Mid Michigan District Health Department	Region 1	Pharmacy	Pfizer Pediatrics	200
03/18/2023	16MAR2023	Ingham	Ingham County Health Department	Region 1	Pharmacy	Pfizer	360
03/18/2023	16MAR2023	Ingham	Ingham County Health Department	Region 1	Pharmacy	Pfizer Pediatrics	500
03/18/2023	16MAR2023	Ionia	Ionia County Health Department	Region 6	Pharmacy	Pfizer	360
03/18/2023	16MAR2023	Ionia	Ionia County Health Department	Region 6	Pharmacy	Pfizer Pediatrics	100
03/18/2023	16MAR2023	Jackson	Jackson County Health Department	Region 1	Pharmacy	Pfizer	360
03/18/2023	16MAR2023	Kalamazoo	Kalamazoo County Health Department	Region 5	Pharmacy	Moderna 5 Bivalent	100
03/18/2023	16MAR2023	Kalamazoo	Kalamazoo County Health Department	Region 5	Pharmacy	Pfizer Tris Bivalent	180
03/18/2023	16MAR2023	Kent	Kent County Health Department	Region 6	Family Practice	Pfizer Pediatrics Bivalent	100
03/18/2023	16MAR2023	Kent	Kent County Health Department	Region 6	Family Practice	Pfizer Tris Bivalent	180
03/18/2023	16MAR2023	Kent	Kent County Health Department	Region 6	Local Health Department	Pfizer Under 5	100
03/18/2023	16MAR2023	Kent	Kent County Health Department	Region 6	Pediatrics	Moderna Under 6 Bivalent	100
03/18/2023	16MAR2023	Kent	Kent County Health Department	Region 6	Pediatrics	Pfizer Under 5	100
03/18/2023	16MAR2023	Kent	Kent County Health Department	Region 6	Pharmacy	Moderna 5 Bivalent	100
03/18/2023	16MAR2023	Kent	Kent County Health Department	Region 6	Pharmacy	Pfizer	360
03/18/2023	16MAR2023	Kent	Kent County Health Department	Region 6	Pharmacy	Pfizer Tris Bivalent	380

03/18/2023	16MAR2023	Livingston	Livingston County Health Department	Region 1	Pharmacy	Pfizer Pediatrics	200
03/18/2023	16MAR2023	Livingston	Livingston County Health Department	Region 1	Pharmacy	Pfizer Tris Bivalent	180
03/18/2023	16MAR2023	Macomb	Macomb County Health Department	Region 2N	Pharmacy	Moderna 5 Bivalent	100
03/18/2023	16MAR2023	Macomb	Macomb County Health Department	Region 2N	Pharmacy	Pfizer	180
03/18/2023	16MAR2023	Macomb	Macomb County Health Department	Region 2N	Pharmacy	Pfizer Pediatrics Bivalent	200
03/18/2023	16MAR2023	Macomb	Macomb County Health Department	Region 2N	Pharmacy	Pfizer Tris Bivalent	380
03/18/2023	16MAR2023	Macomb	Macomb County Health Department	Region 2N	Pharmacy	Pfizer Under 5	200
03/18/2023	16MAR2023	Manistee	District Health Department 10	Region 7	Pharmacy	Pfizer	180
03/18/2023	16MAR2023	Mason	District Health Department 10	Region 6	Pharmacy	Pfizer	180
03/18/2023	16MAR2023	Mecosta	District Health Department 10	Region 6	Pharmacy	Pfizer	180
03/18/2023	16MAR2023	Mecosta	District Health Department 10	Region 6	Pharmacy	Pfizer Pediatrics Bivalent	100
03/18/2023	16MAR2023	Mecosta	District Health Department 10	Region 6	Pharmacy	Pfizer Tris Bivalent	100
03/18/2023	16MAR2023	Montcalm	Mid Michigan District Health Department	Region 6	Pharmacy	Pfizer	180
03/18/2023	16MAR2023	Montcalm	Mid Michigan District Health Department	Region 6	Pharmacy	Pfizer Pediatrics	100
03/18/2023	16MAR2023	Muskegon	Muskegon County Health Department	Region 6	Local Health Department	Novavax	100
03/18/2023	16MAR2023	Muskegon	Muskegon County Health Department	Region 6	Other	Moderna 5 Bivalent	100
03/18/2023	16MAR2023	Muskegon	Muskegon County Health Department	Region 6	Pharmacy	Pfizer	180
03/18/2023	16MAR2023	Oakland	Oakland County Health Department	Region 2N	Internal Medicine	Pfizer Pediatrics Bivalent	100
03/18/2023	16MAR2023	Oakland	Oakland County Health Department	Region 2N	Pediatrics	Pfizer Under 5	100
03/18/2023	16MAR2023	Oakland	Oakland County Health Department	Region 2N	Pharmacy	Moderna 5 Bivalent	100
03/18/2023	16MAR2023	Oakland	Oakland County Health Department	Region 2N	Pharmacy	Pfizer	900
03/18/2023	16MAR2023	Oakland	Oakland County Health Department	Region 2N	Pharmacy	Pfizer Pediatrics	100
03/18/2023	16MAR2023	Oakland	Oakland County Health Department	Region 2N	Pharmacy	Pfizer Pediatrics Bivalent	200
03/18/2023	16MAR2023	Oakland	Oakland County Health Department	Region 2N	Pharmacy	Pfizer Tris Bivalent	640
03/18/2023	16MAR2023	Oakland	Oakland County Health Department	Region 2N	Pharmacy	Pfizer Under 5	100
03/18/2023	16MAR2023	Oakland	Oakland County Health Department	Region 2N	Pharmacy	Pfizer Under 5 Bivalent	300
03/18/2023	16MAR2023	Presque Isle	District Health Department 4	Region 7	Pharmacy	Pfizer	180
03/18/2023	16MAR2023	Roscommon	Central Michigan District Health Department	Region 7	Pharmacy	Pfizer Tris Bivalent	100
03/18/2023	16MAR2023	Saginaw	Saginaw County Health Department	Region 3	Pharmacy	Pfizer Pediatrics	100
03/18/2023	16MAR2023	Saginaw	Saginaw County Health Department	Region 3	Pharmacy	Pfizer Tris Bivalent	100
03/18/2023	16MAR2023	Shiawassee	Shiawassee County Health Department	Region 1	Pharmacy	Pfizer Pediatrics	200
03/18/2023	16MAR2023	St. Clair	St. Clair County Health Department	Region 2N	Pharmacy	Pfizer Tris Bivalent	360
03/18/2023	16MAR2023	Tuscola	Tuscola County Health Department	Region 3	Pharmacy	Pfizer	180
03/18/2023	16MAR2023	Van Buren	Van Buren/Cass District Health Department	Region 5	Pharmacy	Pfizer	180
03/18/2023	16MAR2023	Van Buren	Van Buren/Cass District Health Department	Region 5	Pharmacy	Pfizer Tris Bivalent	100
03/18/2023	16MAR2023	Washtenaw	Washtenaw County Health Department	Region 2S	Pharmacy	Pfizer	180
03/18/2023	16MAR2023	Wayne	Wayne County Health Department	Region 2S	Pharmacy	Moderna 5 Bivalent	100
03/18/2023	16MAR2023	Wayne	Wayne County Health Department	Region 2S	Pharmacy	Pfizer	1260
03/18/2023	16MAR2023	Wayne	Wayne County Health Department	Region 2S	Pharmacy	Pfizer Pediatrics	1200
03/18/2023	16MAR2023	Wayne	Wayne County Health Department	Region 2S	Pharmacy	Pfizer Pediatrics Bivalent	1400
03/18/2023	16MAR2023	Wayne	Wayne County Health Department	Region 2S	Pharmacy	Pfizer Tris Bivalent	180
03/18/2023	16MAR2023	Wayne	Wayne County Health Department	Region 2S	Pharmacy	Pfizer Under 5	100
03/18/2023	16MAR2023	Wayne	Wayne County Health Department	Region 2S	Pharmacy	Pfizer Under 5 Bivalent	300
03/18/2023	17MAR2023	Eaton	Barry-Eaton District Health Department	Region 1	Pharmacy	Moderna 5 Bivalent	100
03/18/2023	17MAR2023	Eaton	Barry-Eaton District Health Department	Region 1	Pharmacy	Pfizer Tris Bivalent	50
03/18/2023	17MAR2023	Genesee	Genesee County Health Department	Region 3	Pharmacy	Pfizer Pediatrics Bivalent	100
03/18/2023	17MAR2023	Genesee	Genesee County Health Department	Region 3	Pharmacy	Pfizer Tris Bivalent	180
03/18/2023	17MAR2023	Hillsdale	Branch-Hillsdale-St.Joseph District Health Department	Region 1	Hospital	Moderna 5 Bivalent	100
03/18/2023	17MAR2023	Houghton	Western UP District Health Department	Region 8	Federally Qualified Health Center	Pfizer Under 5	100
03/18/2023	17MAR2023	Houghton	Western UP District Health Department	Region 8	Federally Qualified Health Center	Pfizer Under 5 Bivalent	100
03/18/2023	17MAR2023	Ingham	Ingham County Health Department	Region 1	Pharmacy	Pfizer Pediatrics	100
03/18/2023	17MAR2023	Ingham	Ingham County Health Department	Region 1	Pharmacy	Pfizer Pediatrics Bivalent	100
03/18/2023	17MAR2023	Ingham	Ingham County Health Department	Region 1	Pharmacy	Pfizer Tris Bivalent	180
03/18/2023	17MAR2023	Ingham	Ingham County Health Department	Region 1	Pharmacy	Pfizer Under 5	100
03/18/2023	17MAR2023	Kalamazoo	Kalamazoo County Health Department	Region 5	Pharmacy	Pfizer Tris Bivalent	180
03/18/2023	17MAR2023	Kent	Kent County Health Department	Region 6	Family Practice	Pfizer Tris Bivalent	50
03/18/2023	17MAR2023	Kent	Kent County Health Department	Region 6	Health Center	Pfizer Tris Bivalent	50
03/18/2023	17MAR2023	Kent	Kent County Health Department	Region 6	Pharmacy	Pfizer Pediatrics Bivalent	100
03/18/2023	17MAR2023	Macomb	Macomb County Health Department	Region 2N	Pediatrics	Pfizer Pediatrics	100
03/18/2023	17MAR2023	Macomb	Macomb County Health Department	Region 2N	Pharmacy	Moderna 5 Bivalent	100
03/18/2023	17MAR2023	Macomb	Macomb County Health Department	Region 2N	Pharmacy	Pfizer Pediatrics Bivalent	100

03/18/2023	17MAR2023	Muskegon	Muskegon County Health Department	Region 6	Federally Qualified Health Center	Pfizer Pediatrics Bivalent	200
03/18/2023	17MAR2023	Muskegon	Muskegon County Health Department	Region 6	Federally Qualified Health Center	Pfizer Under 5	200
03/18/2023	17MAR2023	Muskegon	Muskegon County Health Department	Region 6	Local Health Department	Pfizer Under 5 Bivalent	100
03/18/2023	17MAR2023	Oakland	Oakland County Health Department	Region 2N	Hospital	Pfizer	180
03/18/2023	17MAR2023	Oakland	Oakland County Health Department	Region 2N	Pediatrics	Moderna Under 6	100
03/18/2023	17MAR2023	Oakland	Oakland County Health Department	Region 2N	Pediatrics	Pfizer Pediatrics	100
03/18/2023	17MAR2023	Oakland	Oakland County Health Department	Region 2N	Pharmacy	Moderna 5 Bivalent	300
03/18/2023	17MAR2023	Oakland	Oakland County Health Department	Region 2N	Pharmacy	Pfizer Tris Bivalent	360
03/18/2023	17MAR2023	Oceana	District Health Department 10	Region 6	Pharmacy	Pfizer Tris Bivalent	50
03/18/2023	17MAR2023	Washtenaw	Washtenaw County Health Department	Region 2S	Hospital	Moderna Under 6	1000
03/18/2023	17MAR2023	Washtenaw	Washtenaw County Health Department	Region 2S	Pediatrics	Pfizer Under 5 Bivalent	100
03/18/2023	17MAR2023	Washtenaw	Washtenaw County Health Department	Region 2S	Pharmacy	Pfizer Pediatrics Bivalent	100
03/18/2023	17MAR2023	Washtenaw	Washtenaw County Health Department	Region 2S	Pharmacy	Pfizer Tris Bivalent	180
03/18/2023	17MAR2023	Washtenaw	Washtenaw County Health Department	Region 2S	Urgent Care	Pfizer Under 5 Bivalent	100
03/18/2023	17MAR2023	Wayne	Wayne County Health Department	Region 2S	Pharmacy	Moderna 5 Bivalent	300
03/18/2023	17MAR2023	Wayne	Wayne County Health Department	Region 2S	Pharmacy	Moderna Under 6	100
03/18/2023	17MAR2023	Wayne	Wayne County Health Department	Region 2S	Pharmacy	Pfizer Pediatrics Bivalent	100
03/18/2023	17MAR2023	Wayne	Wayne County Health Department	Region 2S	Pharmacy	Pfizer Tris Bivalent	180
03/18/2023	17MAR2023	Wexford	District Health Department 10	Region 7	Pharmacy	Pfizer Pediatrics Bivalent	100

PUBLIC USE DATASETS

COVID-19 Vaccine Doses Administered

README

Where does the vaccination data come from?

This report is created by the Michigan Department of Health and Human Services Division of Immunization from data reported to the Michigan Care Improvement Registry (MCIR).

Is COVID vaccination administration required to be reported?

Michigan's immunization providers are required to report COVID vaccination to the MCIR within 24 hours of administration.

How often are these data updated?

These data will be updated every Tuesday and Friday. Previously reported numbers of administered vaccine doses may change as new data are received. A possible lag in reporting vaccine doses will result in increases in numbers previously reported.

Contains two spreadsheets: COVID-19 Vaccine Doses Administered and Doses Administered Demographics.

COVID-19 VACCINE DOSES ADMINISTERED 2023-03-15

Week Ending Date	Data as of	Person's Residence in Preparedness Region	Person's Residence in Local Health Department Jurisdiction	Person's Residence in County	Vaccine Type	Facility Type	Dose Number	Number of Doses
03/18/2023	03/15/2023	Region 5	Allegan County Health Department	Allegan	Pfizer	Pediatrics	First Dose	1
03/18/2023	03/15/2023	Region 5	Allegan County Health Department	Allegan	Pfizer-Bivalent	Pediatrics	Third Dose	1
03/18/2023	03/15/2023	Region 5	Allegan County Health Department	Allegan	Pfizer	Pharmacy	Second Dose	1
03/18/2023	03/15/2023	Region 7	District Health Department 4	Alpena	Pfizer	Pharmacy	First Dose	1
03/18/2023	03/15/2023	Region 7	Northwest Michigan County Health Association	Antrim	Pfizer	Hospital	First Dose	1
03/18/2023	03/15/2023	Region 7	Northwest Michigan County Health Association	Antrim	Moderna	Local Health Department	First Dose	1
03/18/2023	03/15/2023	Region 5	Berrien County Health Department	Berrien	Moderna	Federally Qualified Health Center	First Dose	2
03/18/2023	03/15/2023	Region 5	Berrien County Health Department	Berrien	Moderna	Federally Qualified Health Center	Second Dose	2
03/18/2023	03/15/2023	Region 5	Berrien County Health Department	Berrien	Moderna	Health Center	First Dose	1
03/18/2023	03/15/2023	Region 5	Berrien County Health Department	Berrien	Pfizer	Local Health Department	First Dose	1
03/18/2023	03/15/2023	Region 5	Berrien County Health Department	Berrien	Pfizer	Local Health Department	Second Dose	1
03/18/2023	03/15/2023	Region 5	Berrien County Health Department	Berrien	Pfizer	Pharmacy	First Dose	1
03/18/2023	03/15/2023	Region 5	Branch-Hillsdale-St.Joseph District Health Department	Branch	Pfizer	Federally Qualified Health Center	Second Dose	2
03/18/2023	03/15/2023	Region 5	Calhoun County Health Department	Calhoun	Pfizer	Federally Qualified Health Center	First Dose	2
03/18/2023	03/15/2023	Region 5	Calhoun County Health Department	Calhoun	Pfizer	Federally Qualified Health Center	Second Dose	1
03/18/2023	03/15/2023	Region 5	Calhoun County Health Department	Calhoun	Pfizer	Health Center	Second Dose	1
03/18/2023	03/15/2023	Region 5	Calhoun County Health Department	Calhoun	J&J	Local Health Department	First Dose	1
03/18/2023	03/15/2023	Region 5	Calhoun County Health Department	Calhoun	Pfizer	Local Health Department	Second Dose	1
03/18/2023	03/15/2023	Region 5	Calhoun County Health Department	Calhoun	Pfizer	Other	First Dose	1
03/18/2023	03/15/2023	Region 5	Calhoun County Health Department	Calhoun	Pfizer	Other	Second Dose	1
03/18/2023	03/15/2023	Region 5	Calhoun County Health Department	Calhoun	Pfizer	Pediatrics	Third Dose	1
03/18/2023	03/15/2023	Region 8	Chippewa County Health Department	Chippewa	Novavax	Local Health Department	First Dose	1
03/18/2023	03/15/2023	Region 6	Central Michigan District Health Department	Clare	Pfizer	Corrections	First Dose	1
03/18/2023	03/15/2023	Region 6	Central Michigan District Health Department	Clare	Pfizer	Pharmacy	Second Dose	1
03/18/2023	03/15/2023	Region 1	Mid Michigan District Health Department	Clinton	Pfizer	Family Practice	First Dose	1
03/18/2023	03/15/2023	Region 1	Mid Michigan District Health Department	Clinton	Moderna	Pediatrics	Second Dose	1
03/18/2023	03/15/2023	Region 8	Public Health Delta & Menominee	Delta	Pfizer	Family Practice	First Dose	1
03/18/2023	03/15/2023	Region 8	Public Health Delta & Menominee	Delta	Pfizer	Family Practice	Second Dose	1
03/18/2023	03/15/2023	Region 2S	City of Detroit Health Department	Detroit	Pfizer	Corrections	First Dose	1
03/18/2023	03/15/2023	Region 2S	City of Detroit Health Department	Detroit	Pfizer	Corrections	Second Dose	4
03/18/2023	03/15/2023	Region 2S	City of Detroit Health Department	Detroit	Moderna	Family Practice	First Dose	2
03/18/2023	03/15/2023	Region 2S	City of Detroit Health Department	Detroit	Pfizer	Family Practice	First Dose	2
03/18/2023	03/15/2023	Region 2S	City of Detroit Health Department	Detroit	Moderna	Family Practice	Second Dose	1
03/18/2023	03/15/2023	Region 2S	City of Detroit Health Department	Detroit	Pfizer	Family Practice	Second Dose	3
03/18/2023	03/15/2023	Region 2S	City of Detroit Health Department	Detroit	Moderna	Health Center	First Dose	1
03/18/2023	03/15/2023	Region 2S	City of Detroit Health Department	Detroit	Pfizer	Hospital	First Dose	2
03/18/2023	03/15/2023	Region 2S	City of Detroit Health Department	Detroit	Pfizer	Internal Medicine	First Dose	1
03/18/2023	03/15/2023	Region 2S	City of Detroit Health Department	Detroit	Pfizer	Local Health Department	First Dose	1
03/18/2023	03/15/2023	Region 2S	City of Detroit Health Department	Detroit	Pfizer	Local Health Department	Second Dose	4
03/18/2023	03/15/2023	Region 2S	City of Detroit Health Department	Detroit	Pfizer	Local Health Department	Third Dose	1
03/18/2023	03/15/2023	Region 2S	City of Detroit Health Department	Detroit	Pfizer	Pediatrics	First Dose	2
03/18/2023	03/15/2023	Region 2S	City of Detroit Health Department	Detroit	Moderna	Pediatrics	Second Dose	1
03/18/2023	03/15/2023	Region 2S	City of Detroit Health Department	Detroit	Pfizer	Pediatrics	Second Dose	2
03/18/2023	03/15/2023	Region 2S	City of Detroit Health Department	Detroit	Moderna	Pharmacy	First Dose	3
03/18/2023	03/15/2023	Region 2S	City of Detroit Health Department	Detroit	Pfizer	Pharmacy	First Dose	3
03/18/2023	03/15/2023	Region 2S	City of Detroit Health Department	Detroit	Pfizer	Pharmacy	Second Dose	1
03/18/2023	03/15/2023	Region 2S	City of Detroit Health Department	Detroit	Pfizer-Bivalent	Specialty Provider	Third Dose	1
03/18/2023	03/15/2023	Region 2S	City of Detroit Health Department	Detroit	Pfizer	Urgent Care	First Dose	1
03/18/2023	03/15/2023	Region 1	Barry-Eaton District Health Department	Eaton	Pfizer	Local Health Department	Second Dose	1
03/18/2023	03/15/2023	Region 1	Barry-Eaton District Health Department	Eaton	Moderna	Pediatrics	Second Dose	1
03/18/2023	03/15/2023	Region 1	Barry-Eaton District Health Department	Eaton	Pfizer	Pharmacy	First Dose	1
03/18/2023	03/15/2023	Region 1	Barry-Eaton District Health Department	Eaton	Pfizer	Pharmacy	Second Dose	1
03/18/2023	03/15/2023	Region 3	Genesee County Health Department	Genesee	Moderna	Health Center	First Dose	1
03/18/2023	03/15/2023	Region 3	Genesee County Health Department	Genesee	Pfizer	Local Health Department	Second Dose	1
03/18/2023	03/15/2023	Region 3	Genesee County Health Department	Genesee	Moderna	Pharmacy	First Dose	2
03/18/2023	03/15/2023	Region 3	Genesee County Health Department	Genesee	Pfizer	Pharmacy	Second Dose	1
03/18/2023	03/15/2023	Region 3	Genesee County Health Department	Genesee	Moderna	Specialty Provider	First Dose	1
03/18/2023	03/15/2023	Region 7	Grand Traverse County Health Department	Grand Traverse	Pfizer	Pediatrics	First Dose	1
03/18/2023	03/15/2023	Region 1	Branch-Hillsdale-St.Joseph District Health Department	Hillsdale	Moderna	Local Health Department	Second Dose	1
03/18/2023	03/15/2023	Region 1	Branch-Hillsdale-St.Joseph District Health Department	Hillsdale	Pfizer	Other	First Dose	1
03/18/2023	03/15/2023	Region 8	Western UP District Health Department	Houghton	Pfizer	Federally Qualified Health Center	Second Dose	1
03/18/2023	03/15/2023	Region 8	Western UP District Health Department	Houghton	Pfizer-Bivalent	Pharmacy	Third Dose	1
03/18/2023	03/15/2023	Region 1	Ingham County Health Department	Ingham	Pfizer	Family Practice	Second Dose	1
03/18/2023	03/15/2023	Region 1	Ingham County Health Department	Ingham	Pfizer	Local Health Department	First Dose	1

03/18/2023	03/15/2023	Region 1	Ingham County Health Department	Ingham	Moderna	Pediatrics	First Dose	2
03/18/2023	03/15/2023	Region 1	Ingham County Health Department	Ingham	Pfizer	Pediatrics	First Dose	1
03/18/2023	03/15/2023	Region 1	Ingham County Health Department	Ingham	Moderna	Pediatrics	Second Dose	1
03/18/2023	03/15/2023	Region 1	Ingham County Health Department	Ingham	Pfizer	Pediatrics	Second Dose	1
03/18/2023	03/15/2023	Region 1	Ingham County Health Department	Ingham	Pfizer-Bivalent	Specialty Provider	Third Dose	1
03/18/2023	03/15/2023	Region 6	Ionia County Health Department	Ionia	Pfizer	Family Practice	First Dose	1
03/18/2023	03/15/2023	Region 6	Ionia County Health Department	Ionia	Pfizer	Family Practice	Second Dose	1
03/18/2023	03/15/2023	Region 6	Central Michigan District Health Department	Isabella	Moderna	Local Health Department	First Dose	1
03/18/2023	03/15/2023	Region 1	Jackson County Health Department	Jackson	Pfizer	Family Practice	First Dose	1
03/18/2023	03/15/2023	Region 1	Jackson County Health Department	Jackson	Pfizer	Federally Qualified Health Center	First Dose	3
03/18/2023	03/15/2023	Region 1	Jackson County Health Department	Jackson	Pfizer	Federally Qualified Health Center	Second Dose	2
03/18/2023	03/15/2023	Region 1	Jackson County Health Department	Jackson	Pfizer	Pediatrics	First Dose	1
03/18/2023	03/15/2023	Region 5	Kalamazoo County Health Department	Kalamazoo	Moderna	Federally Qualified Health Center	First Dose	1
03/18/2023	03/15/2023	Region 5	Kalamazoo County Health Department	Kalamazoo	Pfizer	Federally Qualified Health Center	First Dose	6
03/18/2023	03/15/2023	Region 5	Kalamazoo County Health Department	Kalamazoo	Pfizer	Local Health Department	Second Dose	2
03/18/2023	03/15/2023	Region 5	Kalamazoo County Health Department	Kalamazoo	Pfizer	Other	First Dose	1
03/18/2023	03/15/2023	Region 5	Kalamazoo County Health Department	Kalamazoo	Pfizer	Other	Second Dose	1
03/18/2023	03/15/2023	Region 5	Kalamazoo County Health Department	Kalamazoo	Pfizer	Pediatrics	First Dose	4
03/18/2023	03/15/2023	Region 5	Kalamazoo County Health Department	Kalamazoo	Pfizer	Pediatrics	Second Dose	1
03/18/2023	03/15/2023	Region 5	Kalamazoo County Health Department	Kalamazoo	Pfizer-Bivalent	Pediatrics	Third Dose	3
03/18/2023	03/15/2023	Region 5	Kalamazoo County Health Department	Kalamazoo	Moderna	Pharmacy	First Dose	1
03/18/2023	03/15/2023	Region 5	Kalamazoo County Health Department	Kalamazoo	Pfizer	Pharmacy	Second Dose	2
03/18/2023	03/15/2023	Region 7	District Health Department 10	Kalkaska	Pfizer	Family Practice	Second Dose	1
03/18/2023	03/15/2023	Region 6	Kent County Health Department	Kent	Pfizer	Family Practice	First Dose	5
03/18/2023	03/15/2023	Region 6	Kent County Health Department	Kent	Pfizer	Family Practice	Second Dose	3
03/18/2023	03/15/2023	Region 6	Kent County Health Department	Kent	Pfizer-Bivalent	Family Practice	Third Dose	4
03/18/2023	03/15/2023	Region 6	Kent County Health Department	Kent	Pfizer	Federally Qualified Health Center	First Dose	1
03/18/2023	03/15/2023	Region 6	Kent County Health Department	Kent	Pfizer	Federally Qualified Health Center	Second Dose	1
03/18/2023	03/15/2023	Region 6	Kent County Health Department	Kent	Pfizer	Health Center	First Dose	4
03/18/2023	03/15/2023	Region 6	Kent County Health Department	Kent	Pfizer	Health Center	Second Dose	1
03/18/2023	03/15/2023	Region 6	Kent County Health Department	Kent	Moderna	Local Health Department	Second Dose	1
03/18/2023	03/15/2023	Region 6	Kent County Health Department	Kent	Pfizer	Local Health Department	Second Dose	2
03/18/2023	03/15/2023	Region 6	Kent County Health Department	Kent	Pfizer-Bivalent	Local Health Department	Third Dose	1
03/18/2023	03/15/2023	Region 6	Kent County Health Department	Kent	Pfizer	Other	Second Dose	2
03/18/2023	03/15/2023	Region 6	Kent County Health Department	Kent	Pfizer	Pediatrics	First Dose	5
03/18/2023	03/15/2023	Region 6	Kent County Health Department	Kent	Moderna	Pediatrics	Second Dose	2
03/18/2023	03/15/2023	Region 6	Kent County Health Department	Kent	Pfizer	Pediatrics	Second Dose	2
03/18/2023	03/15/2023	Region 6	Kent County Health Department	Kent	Pfizer-Bivalent	Pediatrics	Third Dose	2
03/18/2023	03/15/2023	Region 6	Kent County Health Department	Kent	Pfizer	Pharmacy	First Dose	2
03/18/2023	03/15/2023	Region 6	Kent County Health Department	Kent	Pfizer	Pharmacy	Second Dose	3
03/18/2023	03/15/2023	Region 3	Lapeer County Health Department	Lapeer	Moderna	Local Health Department	Second Dose	2
03/18/2023	03/15/2023	Region 1	Lenawee County Health Department	Lenawee	Moderna	Local Health Department	Second Dose	1
03/18/2023	03/15/2023	Region 1	Lenawee County Health Department	Lenawee	Pfizer	Pediatrics	Second Dose	3
03/18/2023	03/15/2023	Region 1	Lenawee County Health Department	Lenawee	Moderna	Pharmacy	First Dose	2
03/18/2023	03/15/2023	Region 1	Livingston County Health Department	Livingston	Pfizer	Pediatrics	Second Dose	1
03/18/2023	03/15/2023	Region 1	Livingston County Health Department	Livingston	Pfizer-Bivalent	Pediatrics	Third Dose	1
03/18/2023	03/15/2023	Region 1	Livingston County Health Department	Livingston	Pfizer	Pharmacy	First Dose	1
03/18/2023	03/15/2023	Region 1	Livingston County Health Department	Livingston	Moderna	Specialty Provider	First Dose	1
03/18/2023	03/15/2023	Region 2N	Macomb County Health Department	Macomb	Pfizer	Family Practice	Second Dose	1
03/18/2023	03/15/2023	Region 2N	Macomb County Health Department	Macomb	Pfizer	Internal Medicine	Second Dose	1
03/18/2023	03/15/2023	Region 2N	Macomb County Health Department	Macomb	Pfizer	Local Health Department	First Dose	1
03/18/2023	03/15/2023	Region 2N	Macomb County Health Department	Macomb	Pfizer	Local Health Department	Second Dose	2
03/18/2023	03/15/2023	Region 2N	Macomb County Health Department	Macomb	Pfizer	Other	Second Dose	1
03/18/2023	03/15/2023	Region 2N	Macomb County Health Department	Macomb	Pfizer	Pediatrics	First Dose	3
03/18/2023	03/15/2023	Region 2N	Macomb County Health Department	Macomb	Moderna	Pediatrics	Second Dose	1
03/18/2023	03/15/2023	Region 2N	Macomb County Health Department	Macomb	Pfizer	Pediatrics	Second Dose	6
03/18/2023	03/15/2023	Region 2N	Macomb County Health Department	Macomb	Pfizer-Bivalent	Pediatrics	Third Dose	2
03/18/2023	03/15/2023	Region 2N	Macomb County Health Department	Macomb	Pfizer	Pharmacy	First Dose	2
03/18/2023	03/15/2023	Region 2N	Macomb County Health Department	Macomb	Pfizer	Pharmacy	Second Dose	4
03/18/2023	03/15/2023	Region 2N	Macomb County Health Department	Macomb	Pfizer-Bivalent	Pharmacy	Third Dose	1
03/18/2023	03/15/2023	Region 3	Midland County Health Department	Midland	Moderna	Family Practice	Second Dose	1
03/18/2023	03/15/2023	Region 3	Midland County Health Department	Midland	Moderna	Pharmacy	Second Dose	1
03/18/2023	03/15/2023	Region 2S	Monroe County Health Department	Monroe	Pfizer-Bivalent	Family Practice	Third Dose	1
03/18/2023	03/15/2023	Region 2S	Monroe County Health Department	Monroe	Moderna	Pharmacy	Second Dose	1
03/18/2023	03/15/2023	Region 6	Muskegon County Health Department	Muskegon	Pfizer	Federally Qualified Health Center	First Dose	3
03/18/2023	03/15/2023	Region 6	Muskegon County Health Department	Muskegon	Pfizer-Bivalent	Pediatrics	Third Dose	1
03/18/2023	03/15/2023	No Preparedness Region	NoLHD	No County	Pfizer	Corrections	Second Dose	1

03/18/2023	03/15/2023	Non-MI	Non-MI	Non-Michigan Resident	Pfizer	Corrections	First Dose	1
03/18/2023	03/15/2023	Non-MI	Non-MI	Non-Michigan Resident	Moderna	Pharmacy	First Dose	1
03/18/2023	03/15/2023	Non-MI	Non-MI	Non-Michigan Resident	Pfizer	Pharmacy	Second Dose	1
03/18/2023	03/15/2023	Region 2N	Oakland County Health Department	Oakland	Pfizer	Corrections	First Dose	3
03/18/2023	03/15/2023	Region 2N	Oakland County Health Department	Oakland	Pfizer	Corrections	Second Dose	4
03/18/2023	03/15/2023	Region 2N	Oakland County Health Department	Oakland	Pfizer	Hospital	First Dose	1
03/18/2023	03/15/2023	Region 2N	Oakland County Health Department	Oakland	Moderna	Local Health Department	First Dose	1
03/18/2023	03/15/2023	Region 2N	Oakland County Health Department	Oakland	Moderna	Local Health Department	Second Dose	1
03/18/2023	03/15/2023	Region 2N	Oakland County Health Department	Oakland	Pfizer-Bivalent	Other	Third Dose	1
03/18/2023	03/15/2023	Region 2N	Oakland County Health Department	Oakland	Moderna	Pediatrics	First Dose	2
03/18/2023	03/15/2023	Region 2N	Oakland County Health Department	Oakland	Pfizer	Pediatrics	First Dose	12
03/18/2023	03/15/2023	Region 2N	Oakland County Health Department	Oakland	Moderna	Pediatrics	Second Dose	2
03/18/2023	03/15/2023	Region 2N	Oakland County Health Department	Oakland	Pfizer	Pediatrics	Second Dose	8
03/18/2023	03/15/2023	Region 2N	Oakland County Health Department	Oakland	Pfizer	Pediatrics	Third Dose	1
03/18/2023	03/15/2023	Region 2N	Oakland County Health Department	Oakland	Pfizer-Bivalent	Pediatrics	Third Dose	10
03/18/2023	03/15/2023	Region 2N	Oakland County Health Department	Oakland	Moderna	Pharmacy	Second Dose	1
03/18/2023	03/15/2023	Region 2N	Oakland County Health Department	Oakland	Pfizer	Pharmacy	Second Dose	5
03/18/2023	03/15/2023	Region 6	District Health Department 10	Oceana	Moderna	Pharmacy	Second Dose	1
03/18/2023	03/15/2023	Region 3	District Health Department 2	Ogemaw	Pfizer	Local Health Department	First Dose	1
03/18/2023	03/15/2023	Region 7	Northwest Michigan County Health Association	Otsego	Pfizer	Local Health Department	Second Dose	1
03/18/2023	03/15/2023	Region 7	Northwest Michigan County Health Association	Otsego	Moderna	Local Health Department	Third Dose	1
03/18/2023	03/15/2023	Region 6	Ottawa County Health Department	Ottawa	Pfizer	Family Practice	Second Dose	1
03/18/2023	03/15/2023	Region 6	Ottawa County Health Department	Ottawa	Pfizer	Health Center	First Dose	1
03/18/2023	03/15/2023	Region 6	Ottawa County Health Department	Ottawa	Pfizer	Internal Medicine	Second Dose	2
03/18/2023	03/15/2023	Region 6	Ottawa County Health Department	Ottawa	Pfizer	Local Health Department	Second Dose	1
03/18/2023	03/15/2023	Region 6	Ottawa County Health Department	Ottawa	Pfizer	Pediatrics	First Dose	4
03/18/2023	03/15/2023	Region 6	Ottawa County Health Department	Ottawa	Pfizer	Pediatrics	Second Dose	4
03/18/2023	03/15/2023	Region 6	Ottawa County Health Department	Ottawa	Pfizer-Bivalent	Pediatrics	Third Dose	4
03/18/2023	03/15/2023	Region 6	Ottawa County Health Department	Ottawa	Pfizer	Pharmacy	First Dose	1
03/18/2023	03/15/2023	Region 3	Saginaw County Health Department	Saginaw	Moderna	Local Health Department	Second Dose	1
03/18/2023	03/15/2023	Region 3	Saginaw County Health Department	Saginaw	Pfizer	Local Health Department	Second Dose	1
03/18/2023	03/15/2023	Region 3	Saginaw County Health Department	Saginaw	Moderna	Pharmacy	First Dose	2
03/18/2023	03/15/2023	Region 3	Saginaw County Health Department	Saginaw	Moderna	Pharmacy	Second Dose	1
03/18/2023	03/15/2023	Region 3	Sanilac County Health Department	Sanilac	Moderna	Pharmacy	Second Dose	1
03/18/2023	03/15/2023	Region 1	Shiawassee County Health Department	Shiawassee	Pfizer	Local Health Department	First Dose	1
03/18/2023	03/15/2023	Region 1	Shiawassee County Health Department	Shiawassee	Pfizer	Pediatrics	First Dose	1
03/18/2023	03/15/2023	Region 1	Shiawassee County Health Department	Shiawassee	Moderna	Pediatrics	Second Dose	1
03/18/2023	03/15/2023	Region 1	Shiawassee County Health Department	Shiawassee	Pfizer	Pediatrics	Second Dose	1
03/18/2023	03/15/2023	Region 1	Shiawassee County Health Department	Shiawassee	Pfizer-Bivalent	Pharmacy	Third Dose	1
03/18/2023	03/15/2023	Region 3	Tuscola County Health Department	Tuscola	Pfizer	Local Health Department	First Dose	3
03/18/2023	03/15/2023	Region 5	Van Buren/Cass District Health Department	Van Buren	Pfizer	Other	First Dose	1
03/18/2023	03/15/2023	Region 2S	Washtenaw County Health Department	Washtenaw	Moderna	Local Health Department	Second Dose	1
03/18/2023	03/15/2023	Region 2S	Washtenaw County Health Department	Washtenaw	Moderna	Pediatrics	First Dose	1
03/18/2023	03/15/2023	Region 2S	Washtenaw County Health Department	Washtenaw	Pfizer	Pediatrics	First Dose	7
03/18/2023	03/15/2023	Region 2S	Washtenaw County Health Department	Washtenaw	Moderna	Pediatrics	Second Dose	2
03/18/2023	03/15/2023	Region 2S	Washtenaw County Health Department	Washtenaw	Pfizer	Pediatrics	Second Dose	3
03/18/2023	03/15/2023	Region 2S	Washtenaw County Health Department	Washtenaw	Pfizer-Bivalent	Pediatrics	Third Dose	3
03/18/2023	03/15/2023	Region 2S	Washtenaw County Health Department	Washtenaw	Moderna	Pharmacy	Second Dose	1
03/18/2023	03/15/2023	Region 2S	Washtenaw County Health Department	Washtenaw	Moderna	Specialty Provider	First Dose	1
03/18/2023	03/15/2023	Region 2S	Washtenaw County Health Department	Washtenaw	Pfizer	Specialty Provider	First Dose	2
03/18/2023	03/15/2023	Region 2S	Washtenaw County Health Department	Washtenaw	Moderna	Specialty Provider	Second Dose	1
03/18/2023	03/15/2023	Region 2S	Washtenaw County Health Department	Washtenaw	Pfizer	Specialty Provider	Second Dose	2
03/18/2023	03/15/2023	Region 2S	Washtenaw County Health Department	Washtenaw	Pfizer-Bivalent	Specialty Provider	Third Dose	1
03/18/2023	03/15/2023	Region 2S	Wayne County Health Department	Wayne	Pfizer	Corrections	First Dose	2
03/18/2023	03/15/2023	Region 2S	Wayne County Health Department	Wayne	Pfizer	Family Practice	Second Dose	1
03/18/2023	03/15/2023	Region 2S	Wayne County Health Department	Wayne	Pfizer	Health Center	First Dose	1
03/18/2023	03/15/2023	Region 2S	Wayne County Health Department	Wayne	Pfizer	Hospital	Second Dose	1
03/18/2023	03/15/2023	Region 2S	Wayne County Health Department	Wayne	Pfizer	Internal Medicine	Second Dose	1
03/18/2023	03/15/2023	Region 2S	Wayne County Health Department	Wayne	Moderna	Local Health Department	First Dose	1
03/18/2023	03/15/2023	Region 2S	Wayne County Health Department	Wayne	Pfizer	Other	First Dose	1
03/18/2023	03/15/2023	Region 2S	Wayne County Health Department	Wayne	Pfizer	Pediatrics	First Dose	5
03/18/2023	03/15/2023	Region 2S	Wayne County Health Department	Wayne	Pfizer	Pediatrics	Second Dose	16
03/18/2023	03/15/2023	Region 2S	Wayne County Health Department	Wayne	Pfizer-Bivalent	Pediatrics	Third Dose	4
03/18/2023	03/15/2023	Region 2S	Wayne County Health Department	Wayne	Moderna	Pharmacy	First Dose	3
03/18/2023	03/15/2023	Region 2S	Wayne County Health Department	Wayne	Novavax	Pharmacy	First Dose	1
03/18/2023	03/15/2023	Region 2S	Wayne County Health Department	Wayne	Pfizer	Pharmacy	First Dose	6
03/18/2023	03/15/2023	Region 2S	Wayne County Health Department	Wayne	Moderna	Pharmacy	Second Dose	2

03/18/2023	03/15/2023	Region 2S	Wayne County Health Department	Wayne	Novavax	Pharmacy	Second Dose	1
03/18/2023	03/15/2023	Region 2S	Wayne County Health Department	Wayne	Pfizer	Pharmacy	Second Dose	1
03/18/2023	03/15/2023	Region 2S	Wayne County Health Department	Wayne	Moderna	Specialty Provider	First Dose	1
03/18/2023	03/15/2023	Region 2S	Wayne County Health Department	Wayne	Pfizer	Specialty Provider	First Dose	4
03/18/2023	03/15/2023	Region 7	District Health Department 10	Wexford	Moderna	Local Health Department	Second Dose	1
03/18/2023	03/16/2023	Region 8	Luce-Mackinaw-Alger-Schoolcraft-District-Health Department	Alger	Pfizer	Pediatrics	First Dose	1
03/18/2023	03/16/2023	Region 5	Allegan County Health Department	Allegan	Pfizer	Family Practice	Second Dose	1
03/18/2023	03/16/2023	Region 5	Barry-Eaton District Health Department	Barry	Moderna	Health Center	Second Dose	2
03/18/2023	03/16/2023	Region 5	Barry-Eaton District Health Department	Barry	Pfizer	Health Center	Second Dose	1
03/18/2023	03/16/2023	Region 5	Barry-Eaton District Health Department	Barry	Pfizer-Bivalent	Health Center	Third Dose	1
03/18/2023	03/16/2023	Region 3	Bay County Health Department	Bay	Pfizer	Pharmacy	Second Dose	1
03/18/2023	03/16/2023	Region 7	Benzie-Leenalau Health District	Benzie	Moderna	Local Health Department	First Dose	2
03/18/2023	03/16/2023	Region 5	Berrien County Health Department	Berrien	Moderna	Federally Qualified Health Center	First Dose	2
03/18/2023	03/16/2023	Region 5	Berrien County Health Department	Berrien	Pfizer	Pharmacy	First Dose	1
03/18/2023	03/16/2023	Region 5	Berrien County Health Department	Berrien	Moderna	Pharmacy	Second Dose	1
03/18/2023	03/16/2023	Region 5	Calhoun County Health Department	Calhoun	Pfizer	Family Practice	Second Dose	2
03/18/2023	03/16/2023	Region 5	Calhoun County Health Department	Calhoun	Pfizer	Family Practice	Third Dose	1
03/18/2023	03/16/2023	Region 5	Calhoun County Health Department	Calhoun	Pfizer	Federally Qualified Health Center	First Dose	3
03/18/2023	03/16/2023	Region 5	Calhoun County Health Department	Calhoun	Pfizer	Federally Qualified Health Center	Second Dose	2
03/18/2023	03/16/2023	Region 5	Calhoun County Health Department	Calhoun	Pfizer-Bivalent	Pediatrics	Third Dose	1
03/18/2023	03/16/2023	Region 5	Van Buren/Cass District Health Department	Cass	Moderna	Federally Qualified Health Center	Second Dose	1
03/18/2023	03/16/2023	Region 7	Northwest Michigan County Health Association	Charlevoix	Moderna	Pharmacy	First Dose	1
03/18/2023	03/16/2023	Region 1	Mid Michigan District Health Department	Clinton	Moderna	Family Practice	Second Dose	1
03/18/2023	03/16/2023	Region 1	Mid Michigan District Health Department	Clinton	Pfizer-Bivalent	Local Health Department	Third Dose	1
03/18/2023	03/16/2023	Region 1	Mid Michigan District Health Department	Clinton	Moderna	Pediatrics	First Dose	1
03/18/2023	03/16/2023	Region 2S	City of Detroit Health Department	Detroit	Moderna	Health Center	Second Dose	1
03/18/2023	03/16/2023	Region 2S	City of Detroit Health Department	Detroit	Pfizer	Health Center	Second Dose	1
03/18/2023	03/16/2023	Region 2S	City of Detroit Health Department	Detroit	Pfizer	Internal Medicine	First Dose	1
03/18/2023	03/16/2023	Region 2S	City of Detroit Health Department	Detroit	Pfizer	Internal Medicine	Second Dose	1
03/18/2023	03/16/2023	Region 2S	City of Detroit Health Department	Detroit	Moderna	Local Health Department	First Dose	2
03/18/2023	03/16/2023	Region 2S	City of Detroit Health Department	Detroit	Pfizer	Local Health Department	First Dose	2
03/18/2023	03/16/2023	Region 2S	City of Detroit Health Department	Detroit	Moderna	Local Health Department	Second Dose	1
03/18/2023	03/16/2023	Region 2S	City of Detroit Health Department	Detroit	Pfizer	Local Health Department	Second Dose	2
03/18/2023	03/16/2023	Region 2S	City of Detroit Health Department	Detroit	Pfizer	Pediatrics	First Dose	11
03/18/2023	03/16/2023	Region 2S	City of Detroit Health Department	Detroit	Pfizer	Pediatrics	Second Dose	5
03/18/2023	03/16/2023	Region 2S	City of Detroit Health Department	Detroit	Pfizer-Bivalent	Pediatrics	Third Dose	4
03/18/2023	03/16/2023	Region 2S	City of Detroit Health Department	Detroit	Moderna	Pharmacy	First Dose	3
03/18/2023	03/16/2023	Region 2S	City of Detroit Health Department	Detroit	Pfizer	Pharmacy	First Dose	5
03/18/2023	03/16/2023	Region 2S	City of Detroit Health Department	Detroit	Pfizer	Pharmacy	Second Dose	1
03/18/2023	03/16/2023	Region 1	Barry-Eaton District Health Department	Eaton	Pfizer	Family Practice	First Dose	1
03/18/2023	03/16/2023	Region 1	Barry-Eaton District Health Department	Eaton	Pfizer	Family Practice	Second Dose	1
03/18/2023	03/16/2023	Region 1	Barry-Eaton District Health Department	Eaton	Moderna	Pharmacy	First Dose	1
03/18/2023	03/16/2023	Region 1	Barry-Eaton District Health Department	Eaton	Pfizer-Bivalent	Pharmacy	Third Dose	1
03/18/2023	03/16/2023	Region 3	Genesee County Health Department	Genesee	Pfizer	Corrections	First Dose	1
03/18/2023	03/16/2023	Region 3	Genesee County Health Department	Genesee	Moderna	Health Center	First Dose	1
03/18/2023	03/16/2023	Region 3	Genesee County Health Department	Genesee	Pfizer	Hospital	Second Dose	1
03/18/2023	03/16/2023	Region 3	Genesee County Health Department	Genesee	Pfizer	Local Health Department	First Dose	1
03/18/2023	03/16/2023	Region 3	Genesee County Health Department	Genesee	Pfizer	Other	First Dose	2
03/18/2023	03/16/2023	Region 3	Genesee County Health Department	Genesee	Pfizer	Pediatrics	Second Dose	1
03/18/2023	03/16/2023	Region 3	Genesee County Health Department	Genesee	Pfizer	Pharmacy	First Dose	4
03/18/2023	03/16/2023	Region 3	Genesee County Health Department	Genesee	Moderna	Pharmacy	Second Dose	1
03/18/2023	03/16/2023	Region 3	Genesee County Health Department	Genesee	Pfizer	Pharmacy	Second Dose	1
03/18/2023	03/16/2023	Region 8	Western UP District Health Department	Gogebic	Pfizer	Other	Second Dose	1
03/18/2023	03/16/2023	Region 7	Grand Traverse County Health Department	Grand Traverse	Pfizer-Bivalent	Pediatrics	Third Dose	1
03/18/2023	03/16/2023	Region 1	Mid Michigan District Health Department	Gratiot	Moderna	Local Health Department	First Dose	1
03/18/2023	03/16/2023	Region 8	Western UP District Health Department	Houghton	Pfizer	Pharmacy	First Dose	1
03/18/2023	03/16/2023	Region 1	Ingham County Health Department	Ingham	Pfizer	Family Practice	Third Dose	1
03/18/2023	03/16/2023	Region 1	Ingham County Health Department	Ingham	Pfizer	Federally Qualified Health Center	Second Dose	1
03/18/2023	03/16/2023	Region 1	Ingham County Health Department	Ingham	Pfizer	Health Center	First Dose	1
03/18/2023	03/16/2023	Region 1	Ingham County Health Department	Ingham	Pfizer	Local Health Department	Second Dose	1
03/18/2023	03/16/2023	Region 1	Ingham County Health Department	Ingham	Pfizer	Pediatrics	First Dose	1
03/18/2023	03/16/2023	Region 1	Ingham County Health Department	Ingham	Moderna	Pediatrics	Second Dose	1
03/18/2023	03/16/2023	Region 1	Ingham County Health Department	Ingham	Moderna	Pharmacy	First Dose	1
03/18/2023	03/16/2023	Region 1	Ingham County Health Department	Ingham	Pfizer	Pharmacy	First Dose	4
03/18/2023	03/16/2023	Region 1	Ingham County Health Department	Ingham	Pfizer	Pharmacy	Second Dose	1
03/18/2023	03/16/2023	Region 1	Jackson County Health Department	Jackson	Novavax	Federally Qualified Health Center	First Dose	1
03/18/2023	03/16/2023	Region 1	Jackson County Health Department	Jackson	Pfizer	Hospital	First Dose	1

03/18/2023	03/16/2023	Region 5	Kalamazoo County Health Department	Kalamazoo	Pfizer	Family Practice	First Dose	2
03/18/2023	03/16/2023	Region 5	Kalamazoo County Health Department	Kalamazoo	Pfizer	Federally Qualified Health Center	First Dose	4
03/18/2023	03/16/2023	Region 5	Kalamazoo County Health Department	Kalamazoo	Pfizer	Federally Qualified Health Center	Second Dose	1
03/18/2023	03/16/2023	Region 5	Kalamazoo County Health Department	Kalamazoo	Pfizer	Hospital	First Dose	3
03/18/2023	03/16/2023	Region 5	Kalamazoo County Health Department	Kalamazoo	Pfizer	Hospital	Second Dose	2
03/18/2023	03/16/2023	Region 5	Kalamazoo County Health Department	Kalamazoo	Pfizer	Other	Second Dose	1
03/18/2023	03/16/2023	Region 5	Kalamazoo County Health Department	Kalamazoo	Pfizer-Bivalent	Other	Third Dose	1
03/18/2023	03/16/2023	Region 5	Kalamazoo County Health Department	Kalamazoo	Pfizer	Pediatrics	First Dose	1
03/18/2023	03/16/2023	Region 5	Kalamazoo County Health Department	Kalamazoo	Pfizer	Pediatrics	Second Dose	1
03/18/2023	03/16/2023	Region 5	Kalamazoo County Health Department	Kalamazoo	Pfizer-Bivalent	Pediatrics	Third Dose	4
03/18/2023	03/16/2023	Region 5	Kalamazoo County Health Department	Kalamazoo	Moderna	Pharmacy	First Dose	1
03/18/2023	03/16/2023	Region 5	Kalamazoo County Health Department	Kalamazoo	Pfizer	Pharmacy	First Dose	1
03/18/2023	03/16/2023	Region 7	District Health Department 10	Kalkaska	Pfizer	Health Center	Second Dose	1
03/18/2023	03/16/2023	Region 6	Kent County Health Department	Kent	Pfizer	Family Practice	First Dose	4
03/18/2023	03/16/2023	Region 6	Kent County Health Department	Kent	Pfizer	Family Practice	Second Dose	7
03/18/2023	03/16/2023	Region 6	Kent County Health Department	Kent	Pfizer-Bivalent	Family Practice	Third Dose	3
03/18/2023	03/16/2023	Region 6	Kent County Health Department	Kent	Pfizer	Federally Qualified Health Center	First Dose	3
03/18/2023	03/16/2023	Region 6	Kent County Health Department	Kent	Pfizer	Federally Qualified Health Center	Second Dose	1
03/18/2023	03/16/2023	Region 6	Kent County Health Department	Kent	Pfizer	Hospital	First Dose	1
03/18/2023	03/16/2023	Region 6	Kent County Health Department	Kent	Pfizer	Hospital	Second Dose	1
03/18/2023	03/16/2023	Region 6	Kent County Health Department	Kent	Pfizer	Local Health Department	First Dose	2
03/18/2023	03/16/2023	Region 6	Kent County Health Department	Kent	Pfizer	Local Health Department	Second Dose	1
03/18/2023	03/16/2023	Region 6	Kent County Health Department	Kent	Pfizer	Pediatrics	First Dose	5
03/18/2023	03/16/2023	Region 6	Kent County Health Department	Kent	Moderna	Pediatrics	Second Dose	2
03/18/2023	03/16/2023	Region 6	Kent County Health Department	Kent	Pfizer	Pediatrics	Second Dose	8
03/18/2023	03/16/2023	Region 6	Kent County Health Department	Kent	Pfizer-Bivalent	Pediatrics	Third Dose	2
03/18/2023	03/16/2023	Region 6	Kent County Health Department	Kent	Pfizer	Pharmacy	First Dose	1
03/18/2023	03/16/2023	Region 6	Kent County Health Department	Kent	Pfizer	Pharmacy	Second Dose	2
03/18/2023	03/16/2023	Region 6	Kent County Health Department	Kent	Pfizer	Urgent Care	First Dose	1
03/18/2023	03/16/2023	Region 7	Benzie-Leenalau Health District	Leelanau	Pfizer-Bivalent	Pediatrics	Third Dose	1
03/18/2023	03/16/2023	Region 1	Livingston County Health Department	Livingston	Pfizer	Pediatrics	Second Dose	3
03/18/2023	03/16/2023	Region 2N	Macomb County Health Department	Macomb	Pfizer	Corrections	First Dose	1
03/18/2023	03/16/2023	Region 2N	Macomb County Health Department	Macomb	Pfizer	Family Practice	Second Dose	1
03/18/2023	03/16/2023	Region 2N	Macomb County Health Department	Macomb	Pfizer	Hospital	Second Dose	1
03/18/2023	03/16/2023	Region 2N	Macomb County Health Department	Macomb	Moderna	Local Health Department	First Dose	2
03/18/2023	03/16/2023	Region 2N	Macomb County Health Department	Macomb	Pfizer	Local Health Department	First Dose	5
03/18/2023	03/16/2023	Region 2N	Macomb County Health Department	Macomb	Pfizer	Local Health Department	Second Dose	1
03/18/2023	03/16/2023	Region 2N	Macomb County Health Department	Macomb	Pfizer	Pediatrics	First Dose	1
03/18/2023	03/16/2023	Region 2N	Macomb County Health Department	Macomb	Pfizer	Pediatrics	Second Dose	4
03/18/2023	03/16/2023	Region 2N	Macomb County Health Department	Macomb	Pfizer-Bivalent	Pediatrics	Third Dose	1
03/18/2023	03/16/2023	Region 2N	Macomb County Health Department	Macomb	Moderna	Pharmacy	First Dose	1
03/18/2023	03/16/2023	Region 2N	Macomb County Health Department	Macomb	Pfizer	Pharmacy	First Dose	2
03/18/2023	03/16/2023	Region 2N	Macomb County Health Department	Macomb	Pfizer	Pharmacy	Second Dose	4
03/18/2023	03/16/2023	Region 8	Marquette County Health Department	Marquette	Pfizer	Pediatrics	Second Dose	1
03/18/2023	03/16/2023	Region 8	Marquette County Health Department	Marquette	Moderna	Pharmacy	Second Dose	1
03/18/2023	03/16/2023	Region 6	District Health Department 10	Mecosta	Pfizer	Pediatrics	First Dose	1
03/18/2023	03/16/2023	Region 6	District Health Department 10	Mecosta	Pfizer	Pediatrics	Second Dose	2
03/18/2023	03/16/2023	Region 2S	Monroe County Health Department	Monroe	Moderna	Health Center	Second Dose	1
03/18/2023	03/16/2023	Region 2S	Monroe County Health Department	Monroe	Pfizer	Pediatrics	Second Dose	1
03/18/2023	03/16/2023	Region 2S	Monroe County Health Department	Monroe	Pfizer	Pharmacy	Second Dose	2
03/18/2023	03/16/2023	Region 6	Muskegon County Health Department	Muskegon	Pfizer	Pediatrics	Second Dose	2
03/18/2023	03/16/2023	Region 6	Muskegon County Health Department	Muskegon	Pfizer-Bivalent	Pediatrics	Third Dose	1
03/18/2023	03/16/2023	Region 6	Muskegon County Health Department	Muskegon	Pfizer	Pharmacy	Second Dose	1
03/18/2023	03/16/2023	Region 6	Muskegon County Health Department	Muskegon	Pfizer-Bivalent	Pharmacy	Third Dose	1
03/18/2023	03/16/2023	Non-MI	Non-MI	Non-Michigan Resident	Pfizer	Pharmacy	Second Dose	1
03/18/2023	03/16/2023	Region 2N	Oakland County Health Department	Oakland	Pfizer	Family Practice	First Dose	3
03/18/2023	03/16/2023	Region 2N	Oakland County Health Department	Oakland	Pfizer	Family Practice	Second Dose	1
03/18/2023	03/16/2023	Region 2N	Oakland County Health Department	Oakland	Pfizer-Bivalent	Family Practice	Third Dose	1
03/18/2023	03/16/2023	Region 2N	Oakland County Health Department	Oakland	Pfizer	Health Center	Second Dose	1
03/18/2023	03/16/2023	Region 2N	Oakland County Health Department	Oakland	Moderna	Hospital	Second Dose	1
03/18/2023	03/16/2023	Region 2N	Oakland County Health Department	Oakland	Pfizer	Internal Medicine	First Dose	1
03/18/2023	03/16/2023	Region 2N	Oakland County Health Department	Oakland	Pfizer	Internal Medicine	Second Dose	1
03/18/2023	03/16/2023	Region 2N	Oakland County Health Department	Oakland	Moderna	Local Health Department	First Dose	1
03/18/2023	03/16/2023	Region 2N	Oakland County Health Department	Oakland	Moderna	Local Health Department	Second Dose	1
03/18/2023	03/16/2023	Region 2N	Oakland County Health Department	Oakland	Pfizer	Pediatrics	First Dose	5
03/18/2023	03/16/2023	Region 2N	Oakland County Health Department	Oakland	Moderna	Pediatrics	Second Dose	1
03/18/2023	03/16/2023	Region 2N	Oakland County Health Department	Oakland	Pfizer	Pediatrics	Second Dose	7

03/18/2023	03/16/2023	Region 2N	Oakland County Health Department	Oakland	Moderna-Bivalent	Pediatrics	Third Dose	1
03/18/2023	03/16/2023	Region 2N	Oakland County Health Department	Oakland	Pfizer	Pediatrics	Third Dose	1
03/18/2023	03/16/2023	Region 2N	Oakland County Health Department	Oakland	Pfizer-Bivalent	Pediatrics	Third Dose	16
03/18/2023	03/16/2023	Region 2N	Oakland County Health Department	Oakland	Moderna	Pharmacy	First Dose	2
03/18/2023	03/16/2023	Region 2N	Oakland County Health Department	Oakland	Pfizer	Pharmacy	First Dose	1
03/18/2023	03/16/2023	Region 2N	Oakland County Health Department	Oakland	Moderna	Pharmacy	Second Dose	1
03/18/2023	03/16/2023	Region 2N	Oakland County Health Department	Oakland	Pfizer	Pharmacy	Second Dose	1
03/18/2023	03/16/2023	Region 6	District Health Department 10	Oceana	Moderna	Pharmacy	First Dose	1
03/18/2023	03/16/2023	Region 6	Central Michigan District Health Department	Osceola	Pfizer	Rural Health Clinic	First Dose	1
03/18/2023	03/16/2023	Region 6	Ottawa County Health Department	Ottawa	Pfizer	Family Practice	Second Dose	1
03/18/2023	03/16/2023	Region 6	Ottawa County Health Department	Ottawa	Pfizer	Local Health Department	Second Dose	1
03/18/2023	03/16/2023	Region 6	Ottawa County Health Department	Ottawa	Pfizer	Pediatrics	First Dose	2
03/18/2023	03/16/2023	Region 6	Ottawa County Health Department	Ottawa	Pfizer	Pediatrics	Second Dose	1
03/18/2023	03/16/2023	Region 6	Ottawa County Health Department	Ottawa	Pfizer-Bivalent	Pediatrics	Third Dose	2
03/18/2023	03/16/2023	Region 6	Ottawa County Health Department	Ottawa	Pfizer	Pharmacy	Second Dose	1
03/18/2023	03/16/2023	Region 7	District Health Department 4	Presque Isle	Moderna	Pharmacy	First Dose	1
03/18/2023	03/16/2023	Region 3	Saginaw County Health Department	Saginaw	Moderna	Federally Qualified Health Center	Second Dose	1
03/18/2023	03/16/2023	Region 3	Saginaw County Health Department	Saginaw	Moderna	Local Health Department	Second Dose	1
03/18/2023	03/16/2023	Region 3	Saginaw County Health Department	Saginaw	Moderna	Pharmacy	First Dose	2
03/18/2023	03/16/2023	Region 3	Saginaw County Health Department	Saginaw	Moderna	Pharmacy	Second Dose	1
03/18/2023	03/16/2023	Region 3	Saginaw County Health Department	Saginaw	Pfizer	Pharmacy	Second Dose	1
03/18/2023	03/16/2023	Region 3	Sanilac County Health Department	Sanilac	Pfizer-Bivalent	Local Health Department	Third Dose	1
03/18/2023	03/16/2023	Region 2N	St. Clair County Health Department	St. Clair	Moderna	Local Health Department	Second Dose	1
03/18/2023	03/16/2023	Region 2N	St. Clair County Health Department	St. Clair	Moderna	Pharmacy	First Dose	1
03/18/2023	03/16/2023	Region 5	Branch-Hillsdale-St.Joseph District Health Department	St. Joseph	Moderna	Pharmacy	First Dose	1
03/18/2023	03/16/2023	Region 5	Van Buren/Cass District Health Department	Van Buren	Pfizer	Hospital	First Dose	1
03/18/2023	03/16/2023	Region 2S	Washtenaw County Health Department	Washtenaw	Pfizer	Federally Qualified Health Center	Second Dose	1
03/18/2023	03/16/2023	Region 2S	Washtenaw County Health Department	Washtenaw	Pfizer-Bivalent	Federally Qualified Health Center	Third Dose	1
03/18/2023	03/16/2023	Region 2S	Washtenaw County Health Department	Washtenaw	Pfizer	Local Health Department	First Dose	1
03/18/2023	03/16/2023	Region 2S	Washtenaw County Health Department	Washtenaw	Pfizer	Local Health Department	Second Dose	1
03/18/2023	03/16/2023	Region 2S	Washtenaw County Health Department	Washtenaw	Moderna	Pediatrics	First Dose	2
03/18/2023	03/16/2023	Region 2S	Washtenaw County Health Department	Washtenaw	Pfizer	Pediatrics	First Dose	6
03/18/2023	03/16/2023	Region 2S	Washtenaw County Health Department	Washtenaw	Pfizer	Pediatrics	Second Dose	6
03/18/2023	03/16/2023	Region 2S	Washtenaw County Health Department	Washtenaw	Pfizer-Bivalent	Pediatrics	Third Dose	1
03/18/2023	03/16/2023	Region 2S	Washtenaw County Health Department	Washtenaw	Pfizer	Specialty Provider	First Dose	1
03/18/2023	03/16/2023	Region 2S	Washtenaw County Health Department	Washtenaw	Moderna	Specialty Provider	Second Dose	2
03/18/2023	03/16/2023	Region 2S	Washtenaw County Health Department	Washtenaw	Pfizer-Bivalent	Specialty Provider	Third Dose	3
03/18/2023	03/16/2023	Region 2S	Wayne County Health Department	Wayne	Pfizer	Family Practice	Second Dose	5
03/18/2023	03/16/2023	Region 2S	Wayne County Health Department	Wayne	Pfizer	Health Center	Second Dose	3
03/18/2023	03/16/2023	Region 2S	Wayne County Health Department	Wayne	Pfizer	Local Health Department	First Dose	4
03/18/2023	03/16/2023	Region 2S	Wayne County Health Department	Wayne	Pfizer	Local Health Department	Second Dose	1
03/18/2023	03/16/2023	Region 2S	Wayne County Health Department	Wayne	Pfizer	Other	First Dose	2
03/18/2023	03/16/2023	Region 2S	Wayne County Health Department	Wayne	Moderna	Pediatrics	First Dose	1
03/18/2023	03/16/2023	Region 2S	Wayne County Health Department	Wayne	Pfizer	Pediatrics	First Dose	6
03/18/2023	03/16/2023	Region 2S	Wayne County Health Department	Wayne	Pfizer	Pediatrics	Second Dose	12
03/18/2023	03/16/2023	Region 2S	Wayne County Health Department	Wayne	Pfizer-Bivalent	Pediatrics	Third Dose	7
03/18/2023	03/16/2023	Region 2S	Wayne County Health Department	Wayne	Moderna	Pharmacy	First Dose	1
03/18/2023	03/16/2023	Region 2S	Wayne County Health Department	Wayne	Pfizer	Pharmacy	First Dose	1
03/18/2023	03/16/2023	Region 2S	Wayne County Health Department	Wayne	Moderna	Pharmacy	Second Dose	1
03/18/2023	03/16/2023	Region 2S	Wayne County Health Department	Wayne	Pfizer	Pharmacy	Second Dose	2
03/18/2023	03/16/2023	Region 2S	Wayne County Health Department	Wayne	Pfizer	Specialty Provider	First Dose	8
03/18/2023	03/16/2023	Region 2S	Wayne County Health Department	Wayne	Pfizer	Specialty Provider	Second Dose	1
03/18/2023	03/16/2023	Region 2S	Wayne County Health Department	Wayne	Pfizer-Bivalent	Specialty Provider	Third Dose	1
03/18/2023	03/16/2023	Region 7	District Health Department 10	Wexford	Pfizer	Pediatrics	Second Dose	1
03/18/2023	03/17/2023	Region 5	Allegan County Health Department	Allegan	Pfizer	Pediatrics	Second Dose	2
03/18/2023	03/17/2023	Region 5	Allegan County Health Department	Allegan	Pfizer-Bivalent	Pediatrics	Third Dose	1
03/18/2023	03/17/2023	Region 5	Allegan County Health Department	Allegan	Moderna	Urgent Care	Second Dose	1
03/18/2023	03/17/2023	Region 3	Bay County Health Department	Bay	Pfizer	Pharmacy	First Dose	1
03/18/2023	03/17/2023	Region 5	Berrien County Health Department	Berrien	Pfizer	Federally Qualified Health Center	First Dose	2
03/18/2023	03/17/2023	Region 5	Berrien County Health Department	Berrien	Pfizer	Hospital	Second Dose	1
03/18/2023	03/17/2023	Region 5	Berrien County Health Department	Berrien	Pfizer	Pediatrics	Second Dose	1
03/18/2023	03/17/2023	Region 5	Berrien County Health Department	Berrien	Pfizer-Bivalent	Pediatrics	Third Dose	1
03/18/2023	03/17/2023	Region 5	Berrien County Health Department	Berrien	Pfizer	Rural Health Clinic	First Dose	1
03/18/2023	03/17/2023	Region 5	Berrien County Health Department	Berrien	Moderna	Tribal Health	Second Dose	1
03/18/2023	03/17/2023	Region 5	Branch-Hillsdale-St.Joseph District Health Department	Branch	Pfizer	Pharmacy	First Dose	1
03/18/2023	03/17/2023	Region 5	Calhoun County Health Department	Calhoun	Novavax	Corrections	Second Dose	1
03/18/2023	03/17/2023	Region 5	Calhoun County Health Department	Calhoun	Pfizer	Federally Qualified Health Center	Second Dose	1

03/18/2023	03/17/2023	Region 5	Calhoun County Health Department	Calhoun	Pfizer	Health Center	First Dose	1
03/18/2023	03/17/2023	Region 5	Calhoun County Health Department	Calhoun	Pfizer	Local Health Department	First Dose	1
03/18/2023	03/17/2023	Region 5	Calhoun County Health Department	Calhoun	Pfizer	Pediatrics	First Dose	1
03/18/2023	03/17/2023	Region 5	Calhoun County Health Department	Calhoun	Pfizer	Pediatrics	Second Dose	2
03/18/2023	03/17/2023	Region 5	Calhoun County Health Department	Calhoun	Pfizer-Bivalent	Pediatrics	Third Dose	1
03/18/2023	03/17/2023	Region 6	Central Michigan District Health Department	Clare	Moderna	Local Health Department	First Dose	1
03/18/2023	03/17/2023	Region 2S	City of Detroit Health Department	Detroit	Pfizer	Family Practice	Second Dose	1
03/18/2023	03/17/2023	Region 2S	City of Detroit Health Department	Detroit	Pfizer	Federally Qualified Health Center	First Dose	1
03/18/2023	03/17/2023	Region 2S	City of Detroit Health Department	Detroit	Pfizer	Health Center	First Dose	1
03/18/2023	03/17/2023	Region 2S	City of Detroit Health Department	Detroit	Pfizer	Health Center	Second Dose	1
03/18/2023	03/17/2023	Region 2S	City of Detroit Health Department	Detroit	Moderna	Hospital	First Dose	1
03/18/2023	03/17/2023	Region 2S	City of Detroit Health Department	Detroit	Pfizer	Hospital	First Dose	1
03/18/2023	03/17/2023	Region 2S	City of Detroit Health Department	Detroit	Moderna	Internal Medicine	First Dose	2
03/18/2023	03/17/2023	Region 2S	City of Detroit Health Department	Detroit	Moderna	Local Health Department	Second Dose	1
03/18/2023	03/17/2023	Region 2S	City of Detroit Health Department	Detroit	Pfizer	Local Health Department	Second Dose	3
03/18/2023	03/17/2023	Region 2S	City of Detroit Health Department	Detroit	Pfizer	Pediatrics	First Dose	4
03/18/2023	03/17/2023	Region 2S	City of Detroit Health Department	Detroit	Pfizer	Pediatrics	Second Dose	1
03/18/2023	03/17/2023	Region 2S	City of Detroit Health Department	Detroit	Pfizer	Pharmacy	First Dose	5
03/18/2023	03/17/2023	Region 2S	City of Detroit Health Department	Detroit	Moderna	Pharmacy	Second Dose	1
03/18/2023	03/17/2023	Region 1	Barry-Eaton District Health Department	Eaton	Moderna	Pediatrics	Second Dose	1
03/18/2023	03/17/2023	Region 1	Barry-Eaton District Health Department	Eaton	Moderna	Pediatrics	Third Dose	1
03/18/2023	03/17/2023	Region 1	Barry-Eaton District Health Department	Eaton	Pfizer	Pharmacy	Second Dose	1
03/18/2023	03/17/2023	Region 3	Genesee County Health Department	Genesee	Pfizer	Internal Medicine	Second Dose	1
03/18/2023	03/17/2023	Region 3	Genesee County Health Department	Genesee	Moderna	Local Health Department	First Dose	1
03/18/2023	03/17/2023	Region 3	Genesee County Health Department	Genesee	Pfizer	Local Health Department	First Dose	1
03/18/2023	03/17/2023	Region 3	Genesee County Health Department	Genesee	Pfizer	Local Health Department	Second Dose	2
03/18/2023	03/17/2023	Region 3	Genesee County Health Department	Genesee	Pfizer	Pharmacy	First Dose	1
03/18/2023	03/17/2023	Region 7	Grand Traverse County Health Department	Grand Traverse	Moderna	Family Practice	Second Dose	1
03/18/2023	03/17/2023	Region 7	Grand Traverse County Health Department	Grand Traverse	Pfizer-Bivalent	Local Health Department	Third Dose	1
03/18/2023	03/17/2023	Region 1	Branch-Hillsdale-St.Joseph District Health Department	Hillsdale	Pfizer	Federally Qualified Health Center	First Dose	1
03/18/2023	03/17/2023	Region 8	Western UP District Health Department	Houghton	Moderna	Local Health Department	First Dose	1
03/18/2023	03/17/2023	Region 1	Ingham County Health Department	Ingham	Pfizer	Family Practice	Second Dose	1
03/18/2023	03/17/2023	Region 1	Ingham County Health Department	Ingham	Pfizer	Federally Qualified Health Center	First Dose	1
03/18/2023	03/17/2023	Region 1	Ingham County Health Department	Ingham	Moderna	Federally Qualified Health Center	Second Dose	2
03/18/2023	03/17/2023	Region 1	Ingham County Health Department	Ingham	Pfizer	Local Health Department	Second Dose	1
03/18/2023	03/17/2023	Region 1	Ingham County Health Department	Ingham	Moderna	Pediatrics	First Dose	1
03/18/2023	03/17/2023	Region 1	Ingham County Health Department	Ingham	Pfizer	Pediatrics	First Dose	3
03/18/2023	03/17/2023	Region 1	Ingham County Health Department	Ingham	Moderna	Pediatrics	Second Dose	2
03/18/2023	03/17/2023	Region 1	Ingham County Health Department	Ingham	Pfizer	Pediatrics	Second Dose	1
03/18/2023	03/17/2023	Region 1	Ingham County Health Department	Ingham	Pfizer-Bivalent	Pediatrics	Third Dose	3
03/18/2023	03/17/2023	Region 1	Ingham County Health Department	Ingham	Pfizer	Pharmacy	First Dose	2
03/18/2023	03/17/2023	Region 1	Ingham County Health Department	Ingham	Pfizer	Urgent Care	First Dose	2
03/18/2023	03/17/2023	Region 1	Ingham County Health Department	Ingham	Pfizer	Urgent Care	Second Dose	1
03/18/2023	03/17/2023	Region 6	Ionia County Health Department	Ionia	Moderna	Corrections	Second Dose	1
03/18/2023	03/17/2023	Region 6	Ionia County Health Department	Ionia	Pfizer	Family Practice	Second Dose	1
03/18/2023	03/17/2023	Region 6	Ionia County Health Department	Ionia	Moderna	Pharmacy	First Dose	1
03/18/2023	03/17/2023	Region 6	Central Michigan District Health Department	Isabella	Pfizer-Bivalent	Family Practice	Third Dose	1
03/18/2023	03/17/2023	Region 6	Central Michigan District Health Department	Isabella	Moderna	Local Health Department	First Dose	2
03/18/2023	03/17/2023	Region 6	Central Michigan District Health Department	Isabella	Moderna	Local Health Department	Second Dose	1
03/18/2023	03/17/2023	Region 6	Central Michigan District Health Department	Isabella	Pfizer	Pharmacy	First Dose	1
03/18/2023	03/17/2023	Region 1	Jackson County Health Department	Jackson	Moderna	Corrections	First Dose	1
03/18/2023	03/17/2023	Region 1	Jackson County Health Department	Jackson	Novavax	Corrections	First Dose	1
03/18/2023	03/17/2023	Region 1	Jackson County Health Department	Jackson	Pfizer	Federally Qualified Health Center	Second Dose	1
03/18/2023	03/17/2023	Region 1	Jackson County Health Department	Jackson	Pfizer	Pediatrics	Third Dose	1
03/18/2023	03/17/2023	Region 5	Kalamazoo County Health Department	Kalamazoo	Pfizer	Federally Qualified Health Center	First Dose	1
03/18/2023	03/17/2023	Region 5	Kalamazoo County Health Department	Kalamazoo	Pfizer	Federally Qualified Health Center	Second Dose	1
03/18/2023	03/17/2023	Region 5	Kalamazoo County Health Department	Kalamazoo	Pfizer	Hospital	First Dose	1
03/18/2023	03/17/2023	Region 5	Kalamazoo County Health Department	Kalamazoo	Pfizer	Other	First Dose	2
03/18/2023	03/17/2023	Region 5	Kalamazoo County Health Department	Kalamazoo	Pfizer	Other	Second Dose	1
03/18/2023	03/17/2023	Region 5	Kalamazoo County Health Department	Kalamazoo	Pfizer	Pediatrics	Second Dose	2
03/18/2023	03/17/2023	Region 5	Kalamazoo County Health Department	Kalamazoo	Pfizer-Bivalent	Pediatrics	Second Dose	1
03/18/2023	03/17/2023	Region 5	Kalamazoo County Health Department	Kalamazoo	Pfizer-Bivalent	Pediatrics	Third Dose	5
03/18/2023	03/17/2023	Region 5	Kalamazoo County Health Department	Kalamazoo	Pfizer	Pharmacy	First Dose	3
03/18/2023	03/17/2023	Region 5	Kalamazoo County Health Department	Kalamazoo	Pfizer	Pharmacy	Second Dose	4
03/18/2023	03/17/2023	Region 7	District Health Department 10	Kalkaska	Novavax	Corrections	First Dose	1
03/18/2023	03/17/2023	Region 6	Kent County Health Department	Kent	Pfizer	Family Practice	First Dose	5
03/18/2023	03/17/2023	Region 6	Kent County Health Department	Kent	Pfizer	Family Practice	Second Dose	3

03/18/2023	03/17/2023	Region 6	Kent County Health Department	Kent	Pfizer	Federally Qualified Health Center	Second Dose	1
03/18/2023	03/17/2023	Region 6	Kent County Health Department	Kent	Pfizer	Health Center	Second Dose	1
03/18/2023	03/17/2023	Region 6	Kent County Health Department	Kent	Pfizer	Hospital	First Dose	2
03/18/2023	03/17/2023	Region 6	Kent County Health Department	Kent	Pfizer	Hospital	Second Dose	2
03/18/2023	03/17/2023	Region 6	Kent County Health Department	Kent	Pfizer	Local Health Department	First Dose	1
03/18/2023	03/17/2023	Region 6	Kent County Health Department	Kent	Moderna	Local Health Department	Second Dose	1
03/18/2023	03/17/2023	Region 6	Kent County Health Department	Kent	Pfizer	Local Health Department	Second Dose	3
03/18/2023	03/17/2023	Region 6	Kent County Health Department	Kent	Pfizer-Bivalent	Local Health Department	Third Dose	2
03/18/2023	03/17/2023	Region 6	Kent County Health Department	Kent	Moderna	Pediatrics	First Dose	4
03/18/2023	03/17/2023	Region 6	Kent County Health Department	Kent	Pfizer	Pediatrics	First Dose	4
03/18/2023	03/17/2023	Region 6	Kent County Health Department	Kent	Moderna	Pediatrics	Second Dose	4
03/18/2023	03/17/2023	Region 6	Kent County Health Department	Kent	Pfizer	Pediatrics	Second Dose	4
03/18/2023	03/17/2023	Region 6	Kent County Health Department	Kent	Pfizer-Bivalent	Pediatrics	Third Dose	5
03/18/2023	03/17/2023	Region 6	Kent County Health Department	Kent	Moderna	Pharmacy	Second Dose	1
03/18/2023	03/17/2023	Region 6	Kent County Health Department	Kent	Pfizer	Pharmacy	Second Dose	1
03/18/2023	03/17/2023	Region 6	District Health Department 10	Lake	Moderna	Local Health Department	First Dose	1
03/18/2023	03/17/2023	Region 1	Lenawee County Health Department	Lenawee	Pfizer-Bivalent	Home Health Provider	Third Dose	1
03/18/2023	03/17/2023	Region 1	Lenawee County Health Department	Lenawee	Pfizer	Pediatrics	Second Dose	1
03/18/2023	03/17/2023	Region 1	Livingston County Health Department	Livingston	Pfizer	Pediatrics	First Dose	1
03/18/2023	03/17/2023	Region 1	Livingston County Health Department	Livingston	Pfizer	Pediatrics	Second Dose	1
03/18/2023	03/17/2023	Region 2N	Macomb County Health Department	Macomb	Moderna	Corrections	Second Dose	1
03/18/2023	03/17/2023	Region 2N	Macomb County Health Department	Macomb	Pfizer	Health Center	First Dose	1
03/18/2023	03/17/2023	Region 2N	Macomb County Health Department	Macomb	Pfizer	Hospital	Second Dose	2
03/18/2023	03/17/2023	Region 2N	Macomb County Health Department	Macomb	Pfizer	Local Health Department	First Dose	4
03/18/2023	03/17/2023	Region 2N	Macomb County Health Department	Macomb	Moderna	Local Health Department	Second Dose	1
03/18/2023	03/17/2023	Region 2N	Macomb County Health Department	Macomb	Pfizer	Local Health Department	Second Dose	2
03/18/2023	03/17/2023	Region 2N	Macomb County Health Department	Macomb	Pfizer-Bivalent	Local Health Department	Third Dose	1
03/18/2023	03/17/2023	Region 2N	Macomb County Health Department	Macomb	Pfizer	Pediatrics	Second Dose	3
03/18/2023	03/17/2023	Region 2N	Macomb County Health Department	Macomb	Pfizer-Bivalent	Pediatrics	Third Dose	2
03/18/2023	03/17/2023	Region 2N	Macomb County Health Department	Macomb	Pfizer	Pharmacy	First Dose	8
03/18/2023	03/17/2023	Region 2N	Macomb County Health Department	Macomb	Pfizer	Pharmacy	Second Dose	3
03/18/2023	03/17/2023	Region 7	District Health Department 10	Manistee	Pfizer	Local Health Department	Second Dose	1
03/18/2023	03/17/2023	Region 8	Marquette County Health Department	Marquette	Pfizer-Bivalent	Pediatrics	Third Dose	1
03/18/2023	03/17/2023	Region 6	District Health Department 10	Mecosta	Pfizer-Bivalent	Family Practice	Third Dose	1
03/18/2023	03/17/2023	Region 7	District Health Department 10	Missaukee	Moderna	Pharmacy	First Dose	1
03/18/2023	03/17/2023	Region 2S	Monroe County Health Department	Monroe	Pfizer	Family Practice	Second Dose	2
03/18/2023	03/17/2023	Region 2S	Monroe County Health Department	Monroe	Pfizer	Local Health Department	First Dose	3
03/18/2023	03/17/2023	Region 2S	Monroe County Health Department	Monroe	Moderna	Local Health Department	Second Dose	1
03/18/2023	03/17/2023	Region 2S	Monroe County Health Department	Monroe	Pfizer-Bivalent	Pediatrics	Third Dose	1
03/18/2023	03/17/2023	Region 2S	Monroe County Health Department	Monroe	Pfizer	Pharmacy	First Dose	1
03/18/2023	03/17/2023	Region 6	Mid Michigan District Health Department	Montcalm	Pfizer	Family Practice	First Dose	1
03/18/2023	03/17/2023	Region 6	Muskegon County Health Department	Muskegon	Novavax	Corrections	First Dose	1
03/18/2023	03/17/2023	Region 6	Muskegon County Health Department	Muskegon	Pfizer	Federally Qualified Health Center	First Dose	1
03/18/2023	03/17/2023	Region 6	Muskegon County Health Department	Muskegon	Pfizer	Local Health Department	First Dose	1
03/18/2023	03/17/2023	Region 6	Muskegon County Health Department	Muskegon	Pfizer	Pediatrics	Second Dose	1
03/18/2023	03/17/2023	Region 6	Muskegon County Health Department	Muskegon	Moderna	Pharmacy	First Dose	1
03/18/2023	03/17/2023	Region 6	District Health Department 10	Newaygo	Moderna	Pharmacy	Second Dose	1
03/18/2023	03/17/2023	No Preparedness Region	NoLHD	No County	Pfizer	Local Health Department	Second Dose	1
03/18/2023	03/17/2023	Non-MI	Non-MI	Non-Michigan Resident	Pfizer	Pharmacy	First Dose	1
03/18/2023	03/17/2023	Region 2N	Oakland County Health Department	Oakland	Pfizer-Bivalent	Family Practice	Third Dose	2
03/18/2023	03/17/2023	Region 2N	Oakland County Health Department	Oakland	Pfizer	Health Center	First Dose	1
03/18/2023	03/17/2023	Region 2N	Oakland County Health Department	Oakland	Pfizer	Health Center	Second Dose	1
03/18/2023	03/17/2023	Region 2N	Oakland County Health Department	Oakland	Pfizer	Internal Medicine	Second Dose	1
03/18/2023	03/17/2023	Region 2N	Oakland County Health Department	Oakland	Pfizer	Local Health Department	First Dose	1
03/18/2023	03/17/2023	Region 2N	Oakland County Health Department	Oakland	Moderna	Local Health Department	Second Dose	1
03/18/2023	03/17/2023	Region 2N	Oakland County Health Department	Oakland	Pfizer	Other	First Dose	1
03/18/2023	03/17/2023	Region 2N	Oakland County Health Department	Oakland	Moderna	Pediatrics	First Dose	1
03/18/2023	03/17/2023	Region 2N	Oakland County Health Department	Oakland	Pfizer	Pediatrics	First Dose	4
03/18/2023	03/17/2023	Region 2N	Oakland County Health Department	Oakland	Moderna	Pediatrics	Second Dose	3
03/18/2023	03/17/2023	Region 2N	Oakland County Health Department	Oakland	Pfizer	Pediatrics	Second Dose	7
03/18/2023	03/17/2023	Region 2N	Oakland County Health Department	Oakland	Pfizer	Pediatrics	Third Dose	1
03/18/2023	03/17/2023	Region 2N	Oakland County Health Department	Oakland	Pfizer-Bivalent	Pediatrics	Third Dose	14
03/18/2023	03/17/2023	Region 2N	Oakland County Health Department	Oakland	Novavax	Pharmacy	First Dose	1
03/18/2023	03/17/2023	Region 2N	Oakland County Health Department	Oakland	Pfizer	Pharmacy	First Dose	2
03/18/2023	03/17/2023	Region 2N	Oakland County Health Department	Oakland	Moderna	Pharmacy	Second Dose	1
03/18/2023	03/17/2023	Region 2N	Oakland County Health Department	Oakland	Moderna	Specialty Provider	First Dose	1
03/18/2023	03/17/2023	Region 2N	Oakland County Health Department	Oakland	Pfizer	Specialty Provider	Second Dose	3

03/18/2023	03/17/2023	Region 6	Central Michigan District Health Department	Osceola	Pfizer	Pediatrics	Second Dose	1
03/18/2023	03/17/2023	Region 7	Northwest Michigan County Health Association	Otsego	Moderna	Local Health Department	First Dose	1
03/18/2023	03/17/2023	Region 6	Ottawa County Health Department	Ottawa	Pfizer	Family Practice	First Dose	1
03/18/2023	03/17/2023	Region 6	Ottawa County Health Department	Ottawa	Pfizer-Bivalent	Family Practice	Third Dose	1
03/18/2023	03/17/2023	Region 6	Ottawa County Health Department	Ottawa	Pfizer-Bivalent	Internal Medicine	Third Dose	2
03/18/2023	03/17/2023	Region 6	Ottawa County Health Department	Ottawa	Pfizer	Local Health Department	First Dose	1
03/18/2023	03/17/2023	Region 6	Ottawa County Health Department	Ottawa	Moderna	Local Health Department	Second Dose	1
03/18/2023	03/17/2023	Region 6	Ottawa County Health Department	Ottawa	Pfizer	Pediatrics	First Dose	5
03/18/2023	03/17/2023	Region 6	Ottawa County Health Department	Ottawa	Pfizer	Pediatrics	Second Dose	3
03/18/2023	03/17/2023	Region 6	Ottawa County Health Department	Ottawa	Pfizer-Bivalent	Pediatrics	Third Dose	5
03/18/2023	03/17/2023	Region 6	Ottawa County Health Department	Ottawa	Pfizer	Pharmacy	First Dose	4
03/18/2023	03/17/2023	Region 6	Ottawa County Health Department	Ottawa	Moderna	Pharmacy	Second Dose	1
03/18/2023	03/17/2023	Region 6	Ottawa County Health Department	Ottawa	Pfizer	Pharmacy	Second Dose	1
03/18/2023	03/17/2023	Region 3	Saginaw County Health Department	Saginaw	Pfizer	Pediatrics	Second Dose	1
03/18/2023	03/17/2023	Region 3	Saginaw County Health Department	Saginaw	Moderna	Pharmacy	First Dose	1
03/18/2023	03/17/2023	Region 3	Saginaw County Health Department	Saginaw	Pfizer	Pharmacy	First Dose	1
03/18/2023	03/17/2023	Region 1	Shiawassee County Health Department	Shiawassee	Novavax	Local Health Department	First Dose	1
03/18/2023	03/17/2023	Region 1	Shiawassee County Health Department	Shiawassee	Pfizer	Pharmacy	Second Dose	1
03/18/2023	03/17/2023	Region 2N	St. Clair County Health Department	St. Clair	Moderna	Pediatrics	First Dose	1
03/18/2023	03/17/2023	Region 3	Tuscola County Health Department	Tuscola	Moderna	Corrections	Second Dose	1
03/18/2023	03/17/2023	Region 5	Van Buren/Cass District Health Department	Van Buren	Pfizer	Family Practice	Second Dose	1
03/18/2023	03/17/2023	Region 5	Van Buren/Cass District Health Department	Van Buren	Pfizer	Other	First Dose	2
03/18/2023	03/17/2023	Region 5	Van Buren/Cass District Health Department	Van Buren	Pfizer	Pharmacy	First Dose	1
03/18/2023	03/17/2023	Region 2S	Washtenaw County Health Department	Washtenaw	Pfizer	Home Health Provider	Second Dose	1
03/18/2023	03/17/2023	Region 2S	Washtenaw County Health Department	Washtenaw	Pfizer-Bivalent	Home Health Provider	Third Dose	1
03/18/2023	03/17/2023	Region 2S	Washtenaw County Health Department	Washtenaw	Moderna	Pediatrics	First Dose	2
03/18/2023	03/17/2023	Region 2S	Washtenaw County Health Department	Washtenaw	Pfizer	Pediatrics	First Dose	3
03/18/2023	03/17/2023	Region 2S	Washtenaw County Health Department	Washtenaw	Moderna	Pediatrics	Second Dose	1
03/18/2023	03/17/2023	Region 2S	Washtenaw County Health Department	Washtenaw	Pfizer	Pediatrics	Second Dose	5
03/18/2023	03/17/2023	Region 2S	Washtenaw County Health Department	Washtenaw	Pfizer-Bivalent	Pediatrics	Third Dose	10
03/18/2023	03/17/2023	Region 2S	Washtenaw County Health Department	Washtenaw	Pfizer	Pharmacy	Second Dose	1
03/18/2023	03/17/2023	Region 2S	Washtenaw County Health Department	Washtenaw	Pfizer	Specialty Provider	First Dose	1
03/18/2023	03/17/2023	Region 2S	Washtenaw County Health Department	Washtenaw	Moderna	Specialty Provider	Second Dose	2
03/18/2023	03/17/2023	Region 2S	Washtenaw County Health Department	Washtenaw	Pfizer	Specialty Provider	Second Dose	3
03/18/2023	03/17/2023	Region 2S	Wayne County Health Department	Wayne	Pfizer	Family Practice	First Dose	1
03/18/2023	03/17/2023	Region 2S	Wayne County Health Department	Wayne	Pfizer	Family Practice	Second Dose	2
03/18/2023	03/17/2023	Region 2S	Wayne County Health Department	Wayne	Moderna	Health Center	First Dose	1
03/18/2023	03/17/2023	Region 2S	Wayne County Health Department	Wayne	Moderna	Health Center	Second Dose	1
03/18/2023	03/17/2023	Region 2S	Wayne County Health Department	Wayne	Pfizer	Home Health Provider	First Dose	1
03/18/2023	03/17/2023	Region 2S	Wayne County Health Department	Wayne	Moderna	Internal Medicine	First Dose	2
03/18/2023	03/17/2023	Region 2S	Wayne County Health Department	Wayne	Pfizer	Local Health Department	First Dose	1
03/18/2023	03/17/2023	Region 2S	Wayne County Health Department	Wayne	Moderna	Local Health Department	Second Dose	1
03/18/2023	03/17/2023	Region 2S	Wayne County Health Department	Wayne	Pfizer-Bivalent	Other	Third Dose	1
03/18/2023	03/17/2023	Region 2S	Wayne County Health Department	Wayne	Pfizer	Pediatrics	First Dose	5
03/18/2023	03/17/2023	Region 2S	Wayne County Health Department	Wayne	Pfizer	Pediatrics	Second Dose	4
03/18/2023	03/17/2023	Region 2S	Wayne County Health Department	Wayne	Pfizer-Bivalent	Pediatrics	Third Dose	8
03/18/2023	03/17/2023	Region 2S	Wayne County Health Department	Wayne	Moderna	Pharmacy	First Dose	1
03/18/2023	03/17/2023	Region 2S	Wayne County Health Department	Wayne	Pfizer	Pharmacy	First Dose	4
03/18/2023	03/17/2023	Region 2S	Wayne County Health Department	Wayne	Pfizer	Pharmacy	Second Dose	3
03/18/2023	03/17/2023	Region 2S	Wayne County Health Department	Wayne	Pfizer	Specialty Provider	First Dose	3
03/18/2023	03/17/2023	Region 7	District Health Department 10	Wexford	Moderna	Pharmacy	First Dose	1
03/18/2023	03/18/2023	Region 5	Allegan County Health Department	Allegan	Pfizer	Pharmacy	Second Dose	1
03/18/2023	03/18/2023	Region 5	Branch-Hillsdale-St.Joseph District Health Department	Branch	Moderna	Pharmacy	Second Dose	1
03/18/2023	03/18/2023	Region 2S	City of Detroit Health Department	Detroit	Pfizer	Family Practice	Second Dose	1
03/18/2023	03/18/2023	Region 2S	City of Detroit Health Department	Detroit	Moderna	Local Health Department	First Dose	1
03/18/2023	03/18/2023	Region 2S	City of Detroit Health Department	Detroit	Pfizer-Bivalent	Pediatrics	Third Dose	2
03/18/2023	03/18/2023	Region 2S	City of Detroit Health Department	Detroit	Moderna	Pharmacy	First Dose	2
03/18/2023	03/18/2023	Region 2S	City of Detroit Health Department	Detroit	Pfizer	Pharmacy	First Dose	2
03/18/2023	03/18/2023	Region 2S	City of Detroit Health Department	Detroit	Moderna	Pharmacy	Second Dose	1
03/18/2023	03/18/2023	Region 1	Barry-Eaton District Health Department	Eaton	Pfizer	Pharmacy	First Dose	1
03/18/2023	03/18/2023	Region 7	Grand Traverse County Health Department	Grand Traverse	Novavax	Pharmacy	Second Dose	1
03/18/2023	03/18/2023	Region 7	Grand Traverse County Health Department	Grand Traverse	Pfizer	Pharmacy	Second Dose	1
03/18/2023	03/18/2023	Region 1	Mid Michigan District Health Department	Gratiot	Pfizer	Pharmacy	Second Dose	1
03/18/2023	03/18/2023	Region 1	Jackson County Health Department	Jackson	Moderna	Pharmacy	First Dose	1
03/18/2023	03/18/2023	Region 5	Kalamazoo County Health Department	Kalamazoo	Pfizer	Pediatrics	First Dose	1
03/18/2023	03/18/2023	Region 5	Kalamazoo County Health Department	Kalamazoo	Pfizer	Pediatrics	Second Dose	2
03/18/2023	03/18/2023	Region 6	Kent County Health Department	Kent	Pfizer	Other	First Dose	1

03/18/2023	03/18/2023	Region 6	Kent County Health Department	Kent	Moderna	Pharmacy	First Dose	1
03/18/2023	03/18/2023	Region 6	Kent County Health Department	Kent	Moderna	Pharmacy	Second Dose	1
03/18/2023	03/18/2023	Region 1	Livingston County Health Department	Livingston	Pfizer	Home Health Provider	Second Dose	5
03/18/2023	03/18/2023	Region 1	Livingston County Health Department	Livingston	Pfizer-Bivalent	Home Health Provider	Third Dose	4
03/18/2023	03/18/2023	Region 1	Livingston County Health Department	Livingston	Pfizer	Pharmacy	Second Dose	1
03/18/2023	03/18/2023	Region 2N	Macomb County Health Department	Macomb	Pfizer	Pharmacy	First Dose	2
03/18/2023	03/18/2023	Region 2N	Macomb County Health Department	Macomb	Pfizer	Pharmacy	Second Dose	2
03/18/2023	03/18/2023	Region 6	District Health Department 10	Mason	Pfizer	Pharmacy	Second Dose	1
03/18/2023	03/18/2023	Region 3	Midland County Health Department	Midland	Pfizer	Pharmacy	First Dose	2
03/18/2023	03/18/2023	Region 6	Muskegon County Health Department	Muskegon	Pfizer	Pharmacy	Second Dose	1
03/18/2023	03/18/2023	Region 2N	Oakland County Health Department	Oakland	Pfizer	Home Health Provider	Second Dose	1
03/18/2023	03/18/2023	Region 2N	Oakland County Health Department	Oakland	Pfizer-Bivalent	Home Health Provider	Third Dose	1
03/18/2023	03/18/2023	Region 2N	Oakland County Health Department	Oakland	Pfizer	Other	First Dose	1
03/18/2023	03/18/2023	Region 2N	Oakland County Health Department	Oakland	Pfizer	Other	Second Dose	1
03/18/2023	03/18/2023	Region 2N	Oakland County Health Department	Oakland	Pfizer-Bivalent	Other	Third Dose	1
03/18/2023	03/18/2023	Region 2N	Oakland County Health Department	Oakland	Moderna	Pediatrics	Second Dose	2
03/18/2023	03/18/2023	Region 2N	Oakland County Health Department	Oakland	Moderna	Pharmacy	First Dose	2
03/18/2023	03/18/2023	Region 2N	Oakland County Health Department	Oakland	Pfizer	Pharmacy	First Dose	2
03/18/2023	03/18/2023	Region 2N	Oakland County Health Department	Oakland	Moderna	Pharmacy	Second Dose	1
03/18/2023	03/18/2023	Region 6	Ottawa County Health Department	Ottawa	Pfizer	Pharmacy	First Dose	2
03/18/2023	03/18/2023	Region 2N	St. Clair County Health Department	St. Clair	Pfizer	Pharmacy	Second Dose	1
03/18/2023	03/18/2023	Region 2S	Washtenaw County Health Department	Washtenaw	Pfizer	Home Health Provider	Second Dose	1
03/18/2023	03/18/2023	Region 2S	Washtenaw County Health Department	Washtenaw	Pfizer-Bivalent	Home Health Provider	Third Dose	3
03/18/2023	03/18/2023	Region 2S	Washtenaw County Health Department	Washtenaw	Moderna	Specialty Provider	First Dose	2
03/18/2023	03/18/2023	Region 2S	Wayne County Health Department	Wayne	Pfizer-Bivalent	Home Health Provider	Third Dose	1
03/18/2023	03/18/2023	Region 2S	Wayne County Health Department	Wayne	Pfizer-Bivalent	Other	Third Dose	1
03/18/2023	03/18/2023	Region 2S	Wayne County Health Department	Wayne	Pfizer	Pediatrics	First Dose	1
03/18/2023	03/18/2023	Region 2S	Wayne County Health Department	Wayne	Pfizer	Pharmacy	First Dose	2
03/18/2023	03/18/2023	Region 2S	Wayne County Health Department	Wayne	Pfizer	Pharmacy	Second Dose	1
03/18/2023	03/18/2023	Region 2S	Wayne County Health Department	Wayne	Pfizer-Bivalent	Pharmacy	Third Dose	1
03/18/2023	03/18/2023	Region 2S	Wayne County Health Department	Wayne	Moderna	Specialty Provider	First Dose	1

COVID-19 VACCINE DOSES ADMINISTERED DEMOGRAPHICS 2023-03-15

Week Ending Date	Person's Residence in Preparedness Region	Person's Residence in Local Health Department Jurisdiction	Person's Residence in County	Sex	Age Group	Vaccine Type	Dose Number	Doses Administered
03/18/2023	Region 8	Luce-Mackinaw-Alger-Schoolcraft-District-Health Department	Alger	M	5-11 years	Pfizer	First Dose	1
03/18/2023	Region 5	Allegan County Health Department	Allegan	F	20-29 years	Pfizer	Second Dose	2
03/18/2023	Region 5	Allegan County Health Department	Allegan	F	30-39 years	Moderna	Second Dose	1
03/18/2023	Region 5	Allegan County Health Department	Allegan	F	5-11 years	Pfizer	Second Dose	2
03/18/2023	Region 5	Allegan County Health Department	Allegan	F	under 5 years	Pfizer	First Dose	1
03/18/2023	Region 5	Allegan County Health Department	Allegan	F	under 5 years	Pfizer	Second Dose	3
03/18/2023	Region 5	Allegan County Health Department	Allegan	F	under 5 years	Pfizer-Bivalent	Third Dose	2
03/18/2023	Region 5	Allegan County Health Department	Allegan	M	5-11 years	Pfizer	Second Dose	1
03/18/2023	Region 5	Allegan County Health Department	Allegan	M	under 5 years	Pfizer	Second Dose	2
03/18/2023	Region 5	Allegan County Health Department	Allegan	M	under 5 years	Pfizer-Bivalent	Third Dose	1
03/18/2023	Region 7	District Health Department 4	Alpena	M	30-39 years	Pfizer	First Dose	1
03/18/2023	Region 7	District Health Department 4	Alpena	M	under 5 years	Moderna	First Dose	1
03/18/2023	Region 7	Northwest Michigan County Health Association	Antrim	F	65-74 years	Pfizer	First Dose	1
03/18/2023	Region 7	Northwest Michigan County Health Association	Antrim	F	under 5 years	Moderna	First Dose	1
03/18/2023	Region 7	Northwest Michigan County Health Association	Antrim	M	under 5 years	Pfizer	Second Dose	1
03/18/2023	Region 5	Barry-Eaton District Health Department	Barry	F	12-15 years	Pfizer	Second Dose	2
03/18/2023	Region 5	Barry-Eaton District Health Department	Barry	F	20-29 years	Moderna	First Dose	1
03/18/2023	Region 5	Barry-Eaton District Health Department	Barry	F	30-39 years	Pfizer	First Dose	1
03/18/2023	Region 5	Barry-Eaton District Health Department	Barry	F	30-39 years	Moderna	Second Dose	1
03/18/2023	Region 5	Barry-Eaton District Health Department	Barry	F	under 5 years	Pfizer	Second Dose	2
03/18/2023	Region 5	Barry-Eaton District Health Department	Barry	M	under 5 years	Pfizer	Second Dose	1
03/18/2023	Region 5	Barry-Eaton District Health Department	Barry	M	under 5 years	Pfizer-Bivalent	Third Dose	1
03/18/2023	Region 3	Bay County Health Department	Bay	F	30-39 years	Pfizer	Second Dose	1
03/18/2023	Region 3	Bay County Health Department	Bay	F	40-49 years	Moderna	Second Dose	1
03/18/2023	Region 3	Bay County Health Department	Bay	F	50-64 years	Pfizer	First Dose	1
03/18/2023	Region 3	Bay County Health Department	Bay	M	30-39 years	Pfizer	First Dose	1
03/18/2023	Region 3	Bay County Health Department	Bay	M	50-64 years	Pfizer	Second Dose	1
03/18/2023	Region 3	Bay County Health Department	Bay	M	under 5 years	Pfizer-Bivalent	Third Dose	1
03/18/2023	Region 7	Benzie-Leenalau Health District	Benzie	F	under 5 years	Moderna	First Dose	1
03/18/2023	Region 7	Benzie-Leenalau Health District	Benzie	M	under 5 years	Moderna	First Dose	1
03/18/2023	Region 7	Benzie-Leenalau Health District	Benzie	M	under 5 years	Pfizer-Bivalent	Third Dose	1
03/18/2023	Region 5	Berrien County Health Department	Berrien	F	12-15 years	Pfizer	First Dose	1
03/18/2023	Region 5	Berrien County Health Department	Berrien	F	16-19 years	Pfizer	First Dose	4
03/18/2023	Region 5	Berrien County Health Department	Berrien	F	16-19 years	Moderna	Second Dose	1
03/18/2023	Region 5	Berrien County Health Department	Berrien	F	20-29 years	Pfizer	First Dose	3
03/18/2023	Region 5	Berrien County Health Department	Berrien	F	20-29 years	Moderna	Second Dose	1
03/18/2023	Region 5	Berrien County Health Department	Berrien	F	20-29 years	Pfizer	Second Dose	2
03/18/2023	Region 5	Berrien County Health Department	Berrien	F	40-49 years	Moderna	Second Dose	1
03/18/2023	Region 5	Berrien County Health Department	Berrien	F	5-11 years	Pfizer	First Dose	2
03/18/2023	Region 5	Berrien County Health Department	Berrien	F	5-11 years	Pfizer	Second Dose	1
03/18/2023	Region 5	Berrien County Health Department	Berrien	F	65-74 years	Moderna	First Dose	1
03/18/2023	Region 5	Berrien County Health Department	Berrien	F	65-74 years	Pfizer	First Dose	1
03/18/2023	Region 5	Berrien County Health Department	Berrien	F	under 5 years	Moderna	First Dose	1
03/18/2023	Region 5	Berrien County Health Department	Berrien	F	under 5 years	Moderna	Second Dose	1
03/18/2023	Region 5	Berrien County Health Department	Berrien	F	under 5 years	Pfizer	Second Dose	2
03/18/2023	Region 5	Berrien County Health Department	Berrien	F	under 5 years	Pfizer-Bivalent	Third Dose	1
03/18/2023	Region 5	Berrien County Health Department	Berrien	M	20-29 years	Moderna	First Dose	1
03/18/2023	Region 5	Berrien County Health Department	Berrien	M	40-49 years	Pfizer	Second Dose	1
03/18/2023	Region 5	Berrien County Health Department	Berrien	M	50-64 years	Pfizer	First Dose	1
03/18/2023	Region 5	Berrien County Health Department	Berrien	M	75+ years	Moderna	First Dose	1
03/18/2023	Region 5	Berrien County Health Department	Berrien	M	under 5 years	Moderna	First Dose	1
03/18/2023	Region 5	Berrien County Health Department	Berrien	M	under 5 years	Pfizer	First Dose	3
03/18/2023	Region 5	Berrien County Health Department	Berrien	M	under 5 years	Moderna	Second Dose	1
03/18/2023	Region 5	Branch-Hillsdale-St.Joseph District Health Department	Branch	F	16-19 years	Pfizer	First Dose	1
03/18/2023	Region 5	Branch-Hillsdale-St.Joseph District Health Department	Branch	F	30-39 years	Pfizer	Second Dose	1
03/18/2023	Region 5	Branch-Hillsdale-St.Joseph District Health Department	Branch	F	5-11 years	Pfizer	Second Dose	1
03/18/2023	Region 5	Branch-Hillsdale-St.Joseph District Health Department	Branch	F	under 5 years	Pfizer	Second Dose	1
03/18/2023	Region 5	Branch-Hillsdale-St.Joseph District Health Department	Branch	M	30-39 years	Moderna	Second Dose	1

03/18/2023	Region 5	Branch-Hillsdale-St.Joseph District Health Department	Branch	M	5-11 years	Pfizer	Second Dose	1
03/18/2023	Region 5	Calhoun County Health Department	Calhoun	F	12-15 years	Pfizer	First Dose	2
03/18/2023	Region 5	Calhoun County Health Department	Calhoun	F	12-15 years	Pfizer	Second Dose	1
03/18/2023	Region 5	Calhoun County Health Department	Calhoun	F	20-29 years	J&J	First Dose	1
03/18/2023	Region 5	Calhoun County Health Department	Calhoun	F	20-29 years	Pfizer	First Dose	1
03/18/2023	Region 5	Calhoun County Health Department	Calhoun	F	20-29 years	Pfizer	Second Dose	1
03/18/2023	Region 5	Calhoun County Health Department	Calhoun	F	30-39 years	Pfizer	First Dose	2
03/18/2023	Region 5	Calhoun County Health Department	Calhoun	F	30-39 years	Pfizer	Second Dose	2
03/18/2023	Region 5	Calhoun County Health Department	Calhoun	F	50-64 years	Pfizer	First Dose	1
03/18/2023	Region 5	Calhoun County Health Department	Calhoun	F	50-64 years	Pfizer	Second Dose	1
03/18/2023	Region 5	Calhoun County Health Department	Calhoun	F	5-11 years	Pfizer	Second Dose	2
03/18/2023	Region 5	Calhoun County Health Department	Calhoun	F	under 5 years	Pfizer	First Dose	1
03/18/2023	Region 5	Calhoun County Health Department	Calhoun	F	under 5 years	Pfizer	Second Dose	3
03/18/2023	Region 5	Calhoun County Health Department	Calhoun	F	under 5 years	Pfizer	Third Dose	2
03/18/2023	Region 5	Calhoun County Health Department	Calhoun	F	under 5 years	Pfizer-Bivalent	Third Dose	2
03/18/2023	Region 5	Calhoun County Health Department	Calhoun	M	20-29 years	Pfizer	First Dose	1
03/18/2023	Region 5	Calhoun County Health Department	Calhoun	M	20-29 years	Pfizer	Second Dose	1
03/18/2023	Region 5	Calhoun County Health Department	Calhoun	M	30-39 years	Pfizer	First Dose	3
03/18/2023	Region 5	Calhoun County Health Department	Calhoun	M	50-64 years	Novavax	Second Dose	1
03/18/2023	Region 5	Calhoun County Health Department	Calhoun	M	50-64 years	Pfizer	Second Dose	1
03/18/2023	Region 5	Calhoun County Health Department	Calhoun	M	under 5 years	Pfizer	First Dose	3
03/18/2023	Region 5	Calhoun County Health Department	Calhoun	M	under 5 years	Pfizer	Second Dose	2
03/18/2023	Region 5	Calhoun County Health Department	Calhoun	M	under 5 years	Pfizer-Bivalent	Third Dose	2
03/18/2023	Region 5	Van Buren/Cass District Health Department	Cass	F	50-64 years	Moderna	Second Dose	1
03/18/2023	Region 7	Northwest Michigan County Health Association	Charlevoix	F	20-29 years	Moderna	First Dose	1
03/18/2023	Region 7	District Health Department 4	Cheboygan	M	under 5 years	Moderna	Second Dose	1
03/18/2023	Region 8	Chippewa County Health Department	Chippewa	F	50-64 years	Novavax	First Dose	1
03/18/2023	Region 6	Central Michigan District Health Department	Clare	F	40-49 years	Moderna	First Dose	1
03/18/2023	Region 6	Central Michigan District Health Department	Clare	F	40-49 years	Pfizer	Second Dose	1
03/18/2023	Region 6	Central Michigan District Health Department	Clare	M	20-29 years	Pfizer	First Dose	1
03/18/2023	Region 6	Central Michigan District Health Department	Clare	M	30-39 years	Pfizer	First Dose	1
03/18/2023	Region 1	Mid Michigan District Health Department	Clinton	F	16-19 years	Moderna	Second Dose	1
03/18/2023	Region 1	Mid Michigan District Health Department	Clinton	F	20-29 years	Pfizer	Second Dose	1
03/18/2023	Region 1	Mid Michigan District Health Department	Clinton	F	5-11 years	Pfizer	Second Dose	1
03/18/2023	Region 1	Mid Michigan District Health Department	Clinton	F	under 5 years	Moderna	First Dose	1
03/18/2023	Region 1	Mid Michigan District Health Department	Clinton	F	under 5 years	Pfizer	First Dose	1
03/18/2023	Region 1	Mid Michigan District Health Department	Clinton	F	under 5 years	Moderna	Second Dose	2
03/18/2023	Region 1	Mid Michigan District Health Department	Clinton	F	under 5 years	Pfizer	Second Dose	1
03/18/2023	Region 1	Mid Michigan District Health Department	Clinton	M	5-11 years	Pfizer	Second Dose	1
03/18/2023	Region 1	Mid Michigan District Health Department	Clinton	M	under 5 years	Moderna	Second Dose	1
03/18/2023	Region 1	Mid Michigan District Health Department	Clinton	M	under 5 years	Pfizer-Bivalent	Third Dose	1
03/18/2023	Region 7	District Health Department 10	Crawford	F	12-15 years	Pfizer	First Dose	1
03/18/2023	Region 8	Public Health Delta & Menominee	Delta	F	16-19 years	Pfizer	First Dose	1
03/18/2023	Region 8	Public Health Delta & Menominee	Delta	F	5-11 years	Pfizer	First Dose	1
03/18/2023	Region 8	Public Health Delta & Menominee	Delta	M	12-15 years	Pfizer	Second Dose	1
03/18/2023	Region 8	Public Health Delta & Menominee	Delta	M	under 5 years	Moderna	Second Dose	1
03/18/2023	Region 25	City of Detroit Health Department	Detroit	F	12-15 years	Pfizer	Second Dose	3
03/18/2023	Region 25	City of Detroit Health Department	Detroit	F	16-19 years	Moderna	First Dose	3
03/18/2023	Region 25	City of Detroit Health Department	Detroit	F	16-19 years	Pfizer	First Dose	7
03/18/2023	Region 25	City of Detroit Health Department	Detroit	F	16-19 years	Pfizer	Second Dose	3
03/18/2023	Region 25	City of Detroit Health Department	Detroit	F	20-29 years	J&J	First Dose	1
03/18/2023	Region 25	City of Detroit Health Department	Detroit	F	20-29 years	Moderna	First Dose	5
03/18/2023	Region 25	City of Detroit Health Department	Detroit	F	20-29 years	Pfizer	First Dose	12
03/18/2023	Region 25	City of Detroit Health Department	Detroit	F	20-29 years	Moderna	Second Dose	3
03/18/2023	Region 25	City of Detroit Health Department	Detroit	F	20-29 years	Pfizer	Second Dose	6
03/18/2023	Region 25	City of Detroit Health Department	Detroit	F	30-39 years	Moderna	First Dose	6
03/18/2023	Region 25	City of Detroit Health Department	Detroit	F	30-39 years	Pfizer	First Dose	13
03/18/2023	Region 25	City of Detroit Health Department	Detroit	F	30-39 years	Moderna	Second Dose	1
03/18/2023	Region 25	City of Detroit Health Department	Detroit	F	30-39 years	Pfizer	Second Dose	5
03/18/2023	Region 25	City of Detroit Health Department	Detroit	F	40-49 years	Moderna	First Dose	2
03/18/2023	Region 25	City of Detroit Health Department	Detroit	F	40-49 years	Pfizer	First Dose	4

03/18/2023	Region 25	City of Detroit Health Department	Detroit	F	40-49 years	Pfizer	Second Dose	6
03/18/2023	Region 25	City of Detroit Health Department	Detroit	F	50-64 years	Moderna	First Dose	2
03/18/2023	Region 25	City of Detroit Health Department	Detroit	F	50-64 years	Pfizer	First Dose	1
03/18/2023	Region 25	City of Detroit Health Department	Detroit	F	50-64 years	Novavax	Second Dose	1
03/18/2023	Region 25	City of Detroit Health Department	Detroit	F	50-64 years	Pfizer	Second Dose	1
03/18/2023	Region 25	City of Detroit Health Department	Detroit	F	5-11 years	Pfizer	First Dose	4
03/18/2023	Region 25	City of Detroit Health Department	Detroit	F	5-11 years	Pfizer	Second Dose	3
03/18/2023	Region 25	City of Detroit Health Department	Detroit	F	75+ years	Pfizer	Second Dose	1
03/18/2023	Region 25	City of Detroit Health Department	Detroit	F	under 5 years	Pfizer	First Dose	11
03/18/2023	Region 25	City of Detroit Health Department	Detroit	F	under 5 years	Moderna	Second Dose	1
03/18/2023	Region 25	City of Detroit Health Department	Detroit	F	under 5 years	Pfizer	Second Dose	5
03/18/2023	Region 25	City of Detroit Health Department	Detroit	F	under 5 years	Pfizer	Third Dose	1
03/18/2023	Region 25	City of Detroit Health Department	Detroit	F	under 5 years	Pfizer-Bivalent	Third Dose	4
03/18/2023	Region 25	City of Detroit Health Department	Detroit	M	12-15 years	Pfizer	First Dose	2
03/18/2023	Region 25	City of Detroit Health Department	Detroit	M	12-15 years	Pfizer	Second Dose	1
03/18/2023	Region 25	City of Detroit Health Department	Detroit	M	16-19 years	Moderna	First Dose	1
03/18/2023	Region 25	City of Detroit Health Department	Detroit	M	16-19 years	Pfizer	First Dose	2
03/18/2023	Region 25	City of Detroit Health Department	Detroit	M	20-29 years	Moderna	First Dose	3
03/18/2023	Region 25	City of Detroit Health Department	Detroit	M	20-29 years	Pfizer	First Dose	6
03/18/2023	Region 25	City of Detroit Health Department	Detroit	M	20-29 years	Moderna	Second Dose	1
03/18/2023	Region 25	City of Detroit Health Department	Detroit	M	20-29 years	Pfizer	Second Dose	3
03/18/2023	Region 25	City of Detroit Health Department	Detroit	M	30-39 years	Moderna	First Dose	2
03/18/2023	Region 25	City of Detroit Health Department	Detroit	M	30-39 years	Pfizer	First Dose	1
03/18/2023	Region 25	City of Detroit Health Department	Detroit	M	30-39 years	Pfizer	Second Dose	6
03/18/2023	Region 25	City of Detroit Health Department	Detroit	M	40-49 years	Moderna	First Dose	2
03/18/2023	Region 25	City of Detroit Health Department	Detroit	M	40-49 years	Pfizer	First Dose	1
03/18/2023	Region 25	City of Detroit Health Department	Detroit	M	40-49 years	Pfizer	Second Dose	2
03/18/2023	Region 25	City of Detroit Health Department	Detroit	M	50-64 years	Moderna	First Dose	3
03/18/2023	Region 25	City of Detroit Health Department	Detroit	M	50-64 years	Pfizer	First Dose	4
03/18/2023	Region 25	City of Detroit Health Department	Detroit	M	50-64 years	Moderna	Second Dose	3
03/18/2023	Region 25	City of Detroit Health Department	Detroit	M	50-64 years	Pfizer	Second Dose	2
03/18/2023	Region 25	City of Detroit Health Department	Detroit	M	5-11 years	Pfizer	First Dose	5
03/18/2023	Region 25	City of Detroit Health Department	Detroit	M	5-11 years	Moderna	Second Dose	1
03/18/2023	Region 25	City of Detroit Health Department	Detroit	M	5-11 years	Pfizer	Second Dose	2
03/18/2023	Region 25	City of Detroit Health Department	Detroit	M	65-74 years	Pfizer	Second Dose	3
03/18/2023	Region 25	City of Detroit Health Department	Detroit	M	under 5 years	Pfizer	First Dose	9
03/18/2023	Region 25	City of Detroit Health Department	Detroit	M	under 5 years	Pfizer	Second Dose	6
03/18/2023	Region 25	City of Detroit Health Department	Detroit	M	under 5 years	Pfizer-Bivalent	Third Dose	4
03/18/2023	Region 8	Dickinson-Iron County District Health Department	Dickinson	M	50-64 years	Pfizer	First Dose	1
03/18/2023	Region 1	Barry-Eaton District Health Department	Eaton	F	12-15 years	Moderna	Second Dose	1
03/18/2023	Region 1	Barry-Eaton District Health Department	Eaton	F	20-29 years	Pfizer	First Dose	2
03/18/2023	Region 1	Barry-Eaton District Health Department	Eaton	F	20-29 years	Pfizer	Second Dose	1
03/18/2023	Region 1	Barry-Eaton District Health Department	Eaton	F	30-39 years	Moderna	Second Dose	1
03/18/2023	Region 1	Barry-Eaton District Health Department	Eaton	F	under 5 years	Moderna	Second Dose	4
03/18/2023	Region 1	Barry-Eaton District Health Department	Eaton	F	under 5 years	Pfizer	Second Dose	1
03/18/2023	Region 1	Barry-Eaton District Health Department	Eaton	F	under 5 years	Moderna	Third Dose	1
03/18/2023	Region 1	Barry-Eaton District Health Department	Eaton	F	under 5 years	Pfizer-Bivalent	Third Dose	1
03/18/2023	Region 1	Barry-Eaton District Health Department	Eaton	M	20-29 years	Moderna	First Dose	1
03/18/2023	Region 1	Barry-Eaton District Health Department	Eaton	M	20-29 years	Pfizer	Second Dose	1
03/18/2023	Region 1	Barry-Eaton District Health Department	Eaton	M	30-39 years	Pfizer	Second Dose	2
03/18/2023	Region 1	Barry-Eaton District Health Department	Eaton	M	under 5 years	Pfizer	First Dose	1
03/18/2023	Region 1	Barry-Eaton District Health Department	Eaton	M	under 5 years	Moderna	Second Dose	1
03/18/2023	Region 7	Northwest Michigan County Health Association	Emmet	F	under 5 years	Moderna	First Dose	1
03/18/2023	Region 7	Northwest Michigan County Health Association	Emmet	M	under 5 years	Pfizer	First Dose	1
03/18/2023	Region 3	Genesee County Health Department	Genesee	F	16-19 years	Moderna	First Dose	1
03/18/2023	Region 3	Genesee County Health Department	Genesee	F	16-19 years	Pfizer	First Dose	1
03/18/2023	Region 3	Genesee County Health Department	Genesee	F	16-19 years	Moderna	Second Dose	1
03/18/2023	Region 3	Genesee County Health Department	Genesee	F	20-29 years	J&J	First Dose	1
03/18/2023	Region 3	Genesee County Health Department	Genesee	F	20-29 years	Moderna	First Dose	1
03/18/2023	Region 3	Genesee County Health Department	Genesee	F	20-29 years	Pfizer	First Dose	4
03/18/2023	Region 3	Genesee County Health Department	Genesee	F	20-29 years	Moderna	Second Dose	2

03/18/2023	Region 2N	Macomb County Health Department	Macomb	F	40-49 years	Pfizer	Second Dose	2
03/18/2023	Region 2N	Macomb County Health Department	Macomb	F	50-64 years	Moderna	First Dose	1
03/18/2023	Region 2N	Macomb County Health Department	Macomb	F	50-64 years	Pfizer	Second Dose	1
03/18/2023	Region 2N	Macomb County Health Department	Macomb	F	5-11 years	Pfizer	First Dose	3
03/18/2023	Region 2N	Macomb County Health Department	Macomb	F	5-11 years	Pfizer	Second Dose	2
03/18/2023	Region 2N	Macomb County Health Department	Macomb	F	under 5 years	Pfizer	First Dose	4
03/18/2023	Region 2N	Macomb County Health Department	Macomb	F	under 5 years	Pfizer	Second Dose	8
03/18/2023	Region 2N	Macomb County Health Department	Macomb	F	under 5 years	Pfizer-Bivalent	Third Dose	7
03/18/2023	Region 2N	Macomb County Health Department	Macomb	M	12-15 years	Moderna	First Dose	1
03/18/2023	Region 2N	Macomb County Health Department	Macomb	M	12-15 years	Pfizer	Second Dose	1
03/18/2023	Region 2N	Macomb County Health Department	Macomb	M	16-19 years	Pfizer	First Dose	1
03/18/2023	Region 2N	Macomb County Health Department	Macomb	M	20-29 years	Novavax	First Dose	1
03/18/2023	Region 2N	Macomb County Health Department	Macomb	M	20-29 years	Pfizer	First Dose	3
03/18/2023	Region 2N	Macomb County Health Department	Macomb	M	20-29 years	Moderna	Second Dose	1
03/18/2023	Region 2N	Macomb County Health Department	Macomb	M	20-29 years	Pfizer	Second Dose	3
03/18/2023	Region 2N	Macomb County Health Department	Macomb	M	30-39 years	Pfizer	First Dose	3
03/18/2023	Region 2N	Macomb County Health Department	Macomb	M	30-39 years	Pfizer	Second Dose	1
03/18/2023	Region 2N	Macomb County Health Department	Macomb	M	40-49 years	Moderna	First Dose	1
03/18/2023	Region 2N	Macomb County Health Department	Macomb	M	40-49 years	Pfizer	First Dose	2
03/18/2023	Region 2N	Macomb County Health Department	Macomb	M	50-64 years	Pfizer	First Dose	1
03/18/2023	Region 2N	Macomb County Health Department	Macomb	M	50-64 years	Pfizer	Second Dose	1
03/18/2023	Region 2N	Macomb County Health Department	Macomb	M	5-11 years	Pfizer	First Dose	2
03/18/2023	Region 2N	Macomb County Health Department	Macomb	M	5-11 years	Pfizer	Second Dose	3
03/18/2023	Region 2N	Macomb County Health Department	Macomb	M	65-74 years	Pfizer	Second Dose	1
03/18/2023	Region 2N	Macomb County Health Department	Macomb	M	under 5 years	Moderna	First Dose	2
03/18/2023	Region 2N	Macomb County Health Department	Macomb	M	under 5 years	Pfizer	First Dose	6
03/18/2023	Region 2N	Macomb County Health Department	Macomb	M	under 5 years	Moderna	Second Dose	1
03/18/2023	Region 2N	Macomb County Health Department	Macomb	M	under 5 years	Pfizer	Second Dose	9
03/18/2023	Region 2N	Macomb County Health Department	Macomb	M	under 5 years	Pfizer-Bivalent	Third Dose	5
03/18/2023	Region 7	District Health Department 10	Manistee	M	12-15 years	Pfizer	Second Dose	1
03/18/2023	Region 7	District Health Department 10	Manistee	M	50-64 years	Pfizer	Second Dose	1
03/18/2023	Region 8	Marquette County Health Department	Marquette	F	30-39 years	Moderna	Second Dose	1
03/18/2023	Region 8	Marquette County Health Department	Marquette	F	under 5 years	Pfizer	First Dose	2
03/18/2023	Region 8	Marquette County Health Department	Marquette	F	under 5 years	Pfizer	Second Dose	1
03/18/2023	Region 8	Marquette County Health Department	Marquette	M	30-39 years	Pfizer	Second Dose	1
03/18/2023	Region 8	Marquette County Health Department	Marquette	M	5-11 years	Pfizer	First Dose	1
03/18/2023	Region 8	Marquette County Health Department	Marquette	M	under 5 years	Moderna	First Dose	1
03/18/2023	Region 8	Marquette County Health Department	Marquette	M	under 5 years	Pfizer	Second Dose	2
03/18/2023	Region 8	Marquette County Health Department	Marquette	M	under 5 years	Pfizer	Third Dose	1
03/18/2023	Region 8	Marquette County Health Department	Marquette	M	under 5 years	Pfizer-Bivalent	Third Dose	1
03/18/2023	Region 6	District Health Department 10	Mason	F	30-39 years	Pfizer	Second Dose	1
03/18/2023	Region 6	District Health Department 10	Mason	F	50-64 years	Pfizer	First Dose	1
03/18/2023	Region 6	District Health Department 10	Mason	F	under 5 years	Pfizer	Second Dose	1
03/18/2023	Region 6	District Health Department 10	Mecosta	F	20-29 years	Moderna	Second Dose	1
03/18/2023	Region 6	District Health Department 10	Mecosta	F	5-11 years	Pfizer	First Dose	1
03/18/2023	Region 6	District Health Department 10	Mecosta	F	under 5 years	Pfizer-Bivalent	Third Dose	1
03/18/2023	Region 6	District Health Department 10	Mecosta	M	5-11 years	Pfizer	First Dose	1
03/18/2023	Region 6	District Health Department 10	Mecosta	M	under 5 years	Pfizer	Second Dose	3
03/18/2023	Region 8	Public Health Delta & Menominee	Menominee	F	30-39 years	Moderna	First Dose	1
03/18/2023	Region 8	Public Health Delta & Menominee	Menominee	F	30-39 years	Pfizer	First Dose	1
03/18/2023	Region 8	Public Health Delta & Menominee	Menominee	M	30-39 years	J&J	First Dose	1
03/18/2023	Region 3	Midland County Health Department	Midland	F	20-29 years	Pfizer	First Dose	2
03/18/2023	Region 3	Midland County Health Department	Midland	F	30-39 years	Moderna	Second Dose	2
03/18/2023	Region 3	Midland County Health Department	Midland	F	under 5 years	Pfizer-Bivalent	Third Dose	1
03/18/2023	Region 3	Midland County Health Department	Midland	M	20-29 years	Pfizer	First Dose	1
03/18/2023	Region 3	Midland County Health Department	Midland	M	40-49 years	Moderna	Second Dose	1
03/18/2023	Region 3	Midland County Health Department	Midland	M	5-11 years	Pfizer	Second Dose	1
03/18/2023	Region 3	Midland County Health Department	Midland	M	under 5 years	Moderna	First Dose	1
03/18/2023	Region 7	District Health Department 10	Missaukee	M	30-39 years	Moderna	First Dose	1
03/18/2023	Region 2S	Monroe County Health Department	Monroe	F	16-19 years	Pfizer	First Dose	1
03/18/2023	Region 2S	Monroe County Health Department	Monroe	F	20-29 years	Pfizer	First Dose	1

03/18/2023	Region 2S	Monroe County Health Department	Monroe	F	30-39 years	Moderna	Second Dose	1
03/18/2023	Region 2S	Monroe County Health Department	Monroe	F	30-39 years	Pfizer	Second Dose	1
03/18/2023	Region 2S	Monroe County Health Department	Monroe	F	40-49 years	Moderna	Second Dose	1
03/18/2023	Region 2S	Monroe County Health Department	Monroe	F	40-49 years	Pfizer	Second Dose	1
03/18/2023	Region 2S	Monroe County Health Department	Monroe	F	50-64 years	Pfizer	First Dose	1
03/18/2023	Region 2S	Monroe County Health Department	Monroe	F	5-11 years	Pfizer	Second Dose	1
03/18/2023	Region 2S	Monroe County Health Department	Monroe	F	under 5 years	Pfizer	First Dose	1
03/18/2023	Region 2S	Monroe County Health Department	Monroe	F	under 5 years	Pfizer	Second Dose	1
03/18/2023	Region 2S	Monroe County Health Department	Monroe	F	under 5 years	Pfizer-Bivalent	Third Dose	2
03/18/2023	Region 2S	Monroe County Health Department	Monroe	M	12-15 years	Pfizer	First Dose	1
03/18/2023	Region 2S	Monroe County Health Department	Monroe	M	16-19 years	Moderna	First Dose	1
03/18/2023	Region 2S	Monroe County Health Department	Monroe	M	20-29 years	Pfizer	First Dose	1
03/18/2023	Region 2S	Monroe County Health Department	Monroe	M	5-11 years	Pfizer	First Dose	1
03/18/2023	Region 2S	Monroe County Health Department	Monroe	M	5-11 years	Pfizer	Second Dose	1
03/18/2023	Region 2S	Monroe County Health Department	Monroe	M	under 5 years	Pfizer	First Dose	2
03/18/2023	Region 2S	Monroe County Health Department	Monroe	M	under 5 years	Moderna	Second Dose	1
03/18/2023	Region 2S	Monroe County Health Department	Monroe	M	under 5 years	Pfizer	Second Dose	1
03/18/2023	Region 6	Mid Michigan District Health Department	Montcalm	F	30-39 years	Pfizer	First Dose	1
03/18/2023	Region 6	Mid Michigan District Health Department	Montcalm	M	under 5 years	Pfizer	First Dose	1
03/18/2023	Region 6	Muskegon County Health Department	Muskegon	F	12-15 years	Moderna	First Dose	1
03/18/2023	Region 6	Muskegon County Health Department	Muskegon	F	12-15 years	Pfizer	First Dose	1
03/18/2023	Region 6	Muskegon County Health Department	Muskegon	F	16-19 years	Pfizer	First Dose	2
03/18/2023	Region 6	Muskegon County Health Department	Muskegon	F	16-19 years	Pfizer	Second Dose	1
03/18/2023	Region 6	Muskegon County Health Department	Muskegon	F	20-29 years	Pfizer	Second Dose	1
03/18/2023	Region 6	Muskegon County Health Department	Muskegon	F	30-39 years	Pfizer	First Dose	2
03/18/2023	Region 6	Muskegon County Health Department	Muskegon	F	30-39 years	Pfizer	Second Dose	1
03/18/2023	Region 6	Muskegon County Health Department	Muskegon	F	40-49 years	Moderna	First Dose	1
03/18/2023	Region 6	Muskegon County Health Department	Muskegon	F	40-49 years	Pfizer	Second Dose	1
03/18/2023	Region 6	Muskegon County Health Department	Muskegon	F	50-64 years	Pfizer	First Dose	1
03/18/2023	Region 6	Muskegon County Health Department	Muskegon	F	5-11 years	Pfizer	First Dose	2
03/18/2023	Region 6	Muskegon County Health Department	Muskegon	F	65-74 years	Pfizer	First Dose	1
03/18/2023	Region 6	Muskegon County Health Department	Muskegon	F	under 5 years	Pfizer	First Dose	2
03/18/2023	Region 6	Muskegon County Health Department	Muskegon	F	under 5 years	Pfizer	Second Dose	3
03/18/2023	Region 6	Muskegon County Health Department	Muskegon	F	under 5 years	Pfizer-Bivalent	Third Dose	2
03/18/2023	Region 6	Muskegon County Health Department	Muskegon	M	16-19 years	Pfizer	Second Dose	1
03/18/2023	Region 6	Muskegon County Health Department	Muskegon	M	40-49 years	Novavax	First Dose	1
03/18/2023	Region 6	Muskegon County Health Department	Muskegon	M	50-64 years	Moderna	Second Dose	1
03/18/2023	Region 6	Muskegon County Health Department	Muskegon	M	50-64 years	Pfizer	Second Dose	1
03/18/2023	Region 6	Muskegon County Health Department	Muskegon	M	5-11 years	Pfizer	First Dose	1
03/18/2023	Region 6	Muskegon County Health Department	Muskegon	M	under 5 years	Pfizer	First Dose	2
03/18/2023	Region 6	Muskegon County Health Department	Muskegon	M	under 5 years	Moderna	Second Dose	1
03/18/2023	Region 6	Muskegon County Health Department	Muskegon	M	under 5 years	Pfizer	Second Dose	1
03/18/2023	Region 6	Muskegon County Health Department	Muskegon	M	under 5 years	Pfizer	Third Dose	1
03/18/2023	Region 6	Muskegon County Health Department	Muskegon	M	under 5 years	Pfizer-Bivalent	Third Dose	3
03/18/2023	Region 6	District Health Department 10	Newaygo	F	40-49 years	Moderna	Second Dose	1
03/18/2023	Region 6	District Health Department 10	Newaygo	M	12-15 years	Pfizer	Second Dose	1
03/18/2023	No Preparedness Region	NoLHD	No County	F	30-39 years	Pfizer	Second Dose	1
03/18/2023	No Preparedness Region	NoLHD	No County	M	20-29 years	Pfizer	First Dose	3
03/18/2023	No Preparedness Region	NoLHD	No County	M	40-49 years	Moderna	First Dose	1
03/18/2023	No Preparedness Region	NoLHD	No County	M	40-49 years	Pfizer	Second Dose	2
03/18/2023	Non-MI	Non-MI	Non-Michigan Resident	M	20-29 years	Moderna	First Dose	2
03/18/2023	Non-MI	Non-MI	Non-Michigan Resident	M	20-29 years	Pfizer	First Dose	2
03/18/2023	Non-MI	Non-MI	Non-Michigan Resident	M	20-29 years	Pfizer	Second Dose	1
03/18/2023	Non-MI	Non-MI	Non-Michigan Resident	M	30-39 years	Pfizer	Second Dose	1
03/18/2023	Non-MI	Non-MI	Non-Michigan Resident	M	50-64 years	Novavax	First Dose	1
03/18/2023	Region 2N	Oakland County Health Department	Oakland	F	12-15 years	Pfizer	First Dose	1
03/18/2023	Region 2N	Oakland County Health Department	Oakland	F	12-15 years	Pfizer	Second Dose	1
03/18/2023	Region 2N	Oakland County Health Department	Oakland	F	16-19 years	Pfizer	First Dose	1
03/18/2023	Region 2N	Oakland County Health Department	Oakland	F	16-19 years	Moderna	Second Dose	1
03/18/2023	Region 2N	Oakland County Health Department	Oakland	F	16-19 years	Pfizer	Second Dose	1
03/18/2023	Region 2N	Oakland County Health Department	Oakland	F	20-29 years	Moderna	First Dose	4

03/18/2023	Region 2N	Oakland County Health Department	Oakland	F	20-29 years	Novavax	First Dose	1
03/18/2023	Region 2N	Oakland County Health Department	Oakland	F	20-29 years	Pfizer	First Dose	4
03/18/2023	Region 2N	Oakland County Health Department	Oakland	F	20-29 years	Moderna	Second Dose	3
03/18/2023	Region 2N	Oakland County Health Department	Oakland	F	20-29 years	Pfizer	Second Dose	1
03/18/2023	Region 2N	Oakland County Health Department	Oakland	F	30-39 years	Moderna	First Dose	2
03/18/2023	Region 2N	Oakland County Health Department	Oakland	F	30-39 years	Pfizer	First Dose	2
03/18/2023	Region 2N	Oakland County Health Department	Oakland	F	30-39 years	Moderna	Second Dose	1
03/18/2023	Region 2N	Oakland County Health Department	Oakland	F	30-39 years	Pfizer	Second Dose	1
03/18/2023	Region 2N	Oakland County Health Department	Oakland	F	40-49 years	Pfizer	First Dose	2
03/18/2023	Region 2N	Oakland County Health Department	Oakland	F	50-64 years	Pfizer	Second Dose	1
03/18/2023	Region 2N	Oakland County Health Department	Oakland	F	5-11 years	Moderna	First Dose	1
03/18/2023	Region 2N	Oakland County Health Department	Oakland	F	5-11 years	Pfizer	First Dose	6
03/18/2023	Region 2N	Oakland County Health Department	Oakland	F	5-11 years	Pfizer	Second Dose	1
03/18/2023	Region 2N	Oakland County Health Department	Oakland	F	75+ years	Pfizer	First Dose	1
03/18/2023	Region 2N	Oakland County Health Department	Oakland	F	under 5 years	Moderna	First Dose	11
03/18/2023	Region 2N	Oakland County Health Department	Oakland	F	under 5 years	Pfizer	First Dose	27
03/18/2023	Region 2N	Oakland County Health Department	Oakland	F	under 5 years	Moderna	Second Dose	11
03/18/2023	Region 2N	Oakland County Health Department	Oakland	F	under 5 years	Pfizer	Second Dose	23
03/18/2023	Region 2N	Oakland County Health Department	Oakland	F	under 5 years	Pfizer	Third Dose	1
03/18/2023	Region 2N	Oakland County Health Department	Oakland	F	under 5 years	Pfizer-Bivalent	Third Dose	44
03/18/2023	Region 2N	Oakland County Health Department	Oakland	M	12-15 years	Pfizer	First Dose	2
03/18/2023	Region 2N	Oakland County Health Department	Oakland	M	12-15 years	Pfizer	Second Dose	1
03/18/2023	Region 2N	Oakland County Health Department	Oakland	M	16-19 years	Pfizer	First Dose	2
03/18/2023	Region 2N	Oakland County Health Department	Oakland	M	16-19 years	Pfizer	Second Dose	2
03/18/2023	Region 2N	Oakland County Health Department	Oakland	M	20-29 years	J&J	First Dose	1
03/18/2023	Region 2N	Oakland County Health Department	Oakland	M	20-29 years	Moderna	First Dose	2
03/18/2023	Region 2N	Oakland County Health Department	Oakland	M	20-29 years	Pfizer	First Dose	3
03/18/2023	Region 2N	Oakland County Health Department	Oakland	M	20-29 years	Moderna	Second Dose	2
03/18/2023	Region 2N	Oakland County Health Department	Oakland	M	20-29 years	Novavax	Second Dose	1
03/18/2023	Region 2N	Oakland County Health Department	Oakland	M	30-39 years	Moderna	Second Dose	1
03/18/2023	Region 2N	Oakland County Health Department	Oakland	M	30-39 years	Pfizer	Second Dose	3
03/18/2023	Region 2N	Oakland County Health Department	Oakland	M	40-49 years	Pfizer	First Dose	2
03/18/2023	Region 2N	Oakland County Health Department	Oakland	M	40-49 years	Pfizer	Second Dose	2
03/18/2023	Region 2N	Oakland County Health Department	Oakland	M	50-64 years	Pfizer	First Dose	2
03/18/2023	Region 2N	Oakland County Health Department	Oakland	M	50-64 years	Moderna	Second Dose	1
03/18/2023	Region 2N	Oakland County Health Department	Oakland	M	50-64 years	Pfizer	Second Dose	2
03/18/2023	Region 2N	Oakland County Health Department	Oakland	M	5-11 years	Moderna	First Dose	1
03/18/2023	Region 2N	Oakland County Health Department	Oakland	M	5-11 years	Pfizer	First Dose	3
03/18/2023	Region 2N	Oakland County Health Department	Oakland	M	5-11 years	Pfizer	Second Dose	8
03/18/2023	Region 2N	Oakland County Health Department	Oakland	M	under 5 years	Moderna	First Dose	7
03/18/2023	Region 2N	Oakland County Health Department	Oakland	M	under 5 years	Pfizer	First Dose	18
03/18/2023	Region 2N	Oakland County Health Department	Oakland	M	under 5 years	Moderna	Second Dose	5
03/18/2023	Region 2N	Oakland County Health Department	Oakland	M	under 5 years	Pfizer	Second Dose	20
03/18/2023	Region 2N	Oakland County Health Department	Oakland	M	under 5 years	Moderna-Bivalent	Third Dose	1
03/18/2023	Region 2N	Oakland County Health Department	Oakland	M	under 5 years	Pfizer	Third Dose	2
03/18/2023	Region 2N	Oakland County Health Department	Oakland	M	under 5 years	Pfizer-Bivalent	Third Dose	36
03/18/2023	Region 6	District Health Department 10	Oceana	F	20-29 years	Moderna	First Dose	1
03/18/2023	Region 6	District Health Department 10	Oceana	F	20-29 years	Moderna	Second Dose	1
03/18/2023	Region 3	District Health Department 2	Ogemaw	F	50-64 years	Pfizer	First Dose	1
03/18/2023	Region 6	Central Michigan District Health Department	Osceola	F	20-29 years	Pfizer	First Dose	1
03/18/2023	Region 6	Central Michigan District Health Department	Osceola	F	20-29 years	Pfizer	Second Dose	1
03/18/2023	Region 6	Central Michigan District Health Department	Osceola	M	5-11 years	Pfizer	First Dose	1
03/18/2023	Region 6	Central Michigan District Health Department	Osceola	M	under 5 years	Pfizer	Second Dose	1
03/18/2023	Region 7	Northwest Michigan County Health Association	Otsego	F	16-19 years	Pfizer	Second Dose	1
03/18/2023	Region 7	Northwest Michigan County Health Association	Otsego	M	under 5 years	Moderna	First Dose	2
03/18/2023	Region 7	Northwest Michigan County Health Association	Otsego	M	under 5 years	Moderna	Third Dose	3
03/18/2023	Region 6	Ottawa County Health Department	Ottawa	F	12-15 years	Pfizer	Second Dose	1
03/18/2023	Region 6	Ottawa County Health Department	Ottawa	F	16-19 years	Pfizer	First Dose	1
03/18/2023	Region 6	Ottawa County Health Department	Ottawa	F	20-29 years	Moderna	First Dose	1
03/18/2023	Region 6	Ottawa County Health Department	Ottawa	F	20-29 years	Pfizer	First Dose	3
03/18/2023	Region 6	Ottawa County Health Department	Ottawa	F	20-29 years	Moderna	Second Dose	2

PUBLIC USE DATASETS

COVID-19 Vaccine Coverage by County

README

Where does the vaccination data come from?

This report is created by the Michigan Department of Health and Human Services Division of Immunization from data reported to the Michigan Care Improvement Registry (MCIR).

How is COVID vaccination coverage calculated?

Vaccination coverage is an estimated percentage of people within a specified geographical area or age group who have received the COVID vaccine.

MCIR data are used for the numerator (i.e., number of COVID vaccine doses reported) and US Census estimates are used for the population denominator (i.e., total number of persons living in Michigan).

There are two vaccination coverage estimates. The percentage of individuals who have received one dose and the percentage who have received two doses (separated by the recommended number of days.)

County is based on the county of residence.

Is COVID vaccination administration required to be reported?

Michigan's immunization providers are required to report COVID vaccination to the MCIR within 24 hours of administration.

How often are these data updated?

These data will be updated every Tuesday and Friday. Previously reported numbers of administered vaccine doses may change as new data are received. A possible lag in reporting vaccine doses will result in increases in numbers previously reported.

PUBLIC USE DATASETS

COVID-19 Vaccine Ethnicity and Race Coverage by County

README

Coverage cannot be calculated for 'Unknown' and 'Other' Race/Ethnicity categories. These coverage rates therefore UNDERESTIMATE THE TRUE COVERAGE RATE among all race/ethnicity categories. For privacy considerations, data is suppressed for any group with 10 or fewer doses administered. For accuracy considerations, data is suppressed for any sub-population with fewer than 50 people.

Where does the vaccination data come from?

This report is created by the Michigan Department of Health and Human Services Division of Immunization from data reported to the Michigan Care Improvement Registry (MCIR).

How is COVID vaccination coverage calculated?

Vaccination coverage is an estimated percentage of people within a specified geographical area or age group who have received the COVID vaccine.

MCIR data are used for the numerator (i.e., number of COVID vaccine doses reported) and US Census estimates are used for the population denominator (i.e., total number of persons living in Michigan).

There are two vaccination coverage estimates. The percentage of individuals who have received one dose and the percentage who have received two doses (separated by the recommended number of days.)

County is based on the county of residence.

Is COVID vaccination administration required to be reported?

Michigan's immunization providers are required to report COVID vaccination to the MCIR within 24 hours of administration.

How often are these data updated?

These data will be updated Monday through Saturday. Previously reported numbers of administered vaccine doses may change as new data are received. A possible lag in reporting vaccine doses will result in increases in numbers previously reported.

COVID-19 VACCINE ETHNICITY-RACE COVERAGE BY COUNTY 2023-03-15

County	Race/Ethnicity	Age Group	Dose	Residents Vaccinated	Population	Coverage
Alcona	NH White	12-15 years	Completion	74	293	25.26%
Alcona	NH White	12-15 years	Initiation	83	293	28.33%
Alcona	NH White	16-19 years	Completion	92	277	33.21%
Alcona	NH White	16-19 years	Initiation	99	277	35.74%
Alcona	NH White	20-29 years	Completion	247	731	33.79%
Alcona	NH White	20-29 years	Initiation	266	731	36.39%
Alcona	NH White	20-29 years	Up-To-Date	17	731	2.33%
Alcona	NH White	30-39 years	Completion	279	693	40.26%
Alcona	NH White	30-39 years	Initiation	303	693	43.72%
Alcona	NH White	30-39 years	Up-To-Date	36	693	5.19%
Alcona	NH White	40-49 years	Completion	359	840	42.74%
Alcona	NH White	40-49 years	Initiation	371	840	44.17%
Alcona	NH White	40-49 years	Up-To-Date	54	840	6.43%
Alcona	NH White	50-64 years	Completion	1360	2676	50.82%
Alcona	NH White	50-64 years	Initiation	1396	2676	52.17%
Alcona	NH White	50-64 years	Up-To-Date	379	2676	14.16%
Alcona	NH White	5-11 years	Completion	65	452	14.38%
Alcona	NH White	5-11 years	Initiation	76	452	16.81%
Alcona	NH White	65-74 years	Completion	1103	2008	54.93%
Alcona	NH White	65-74 years	Initiation	1132	2008	56.37%
Alcona	NH White	65-74 years	Up-To-Date	539	2008	26.84%
Alcona	NH White	75+ years	Completion	862	1677	51.4%
Alcona	NH White	75+ years	Initiation	884	1677	52.71%
Alcona	NH White	75+ years	Up-To-Date	395	1677	23.55%
Alger	NH American Indian/Alaska Native	20-29 years	Completion	24	61	39.34%
Alger	NH American Indian/Alaska Native	20-29 years	Initiation	29	61	47.54%
Alger	NH American Indian/Alaska Native	50-64 years	Completion	19	78	24.36%
Alger	NH American Indian/Alaska Native	50-64 years	Initiation	20	78	25.64%
Alger	NH Black	20-29 years	Completion	96	248	38.71%
Alger	NH Black	20-29 years	Initiation	98	248	39.52%
Alger	NH Black	30-39 years	Completion	79	220	35.91%
Alger	NH Black	30-39 years	Initiation	80	220	36.36%
Alger	NH Black	40-49 years	Completion	43	115	37.39%
Alger	NH Black	40-49 years	Initiation	43	115	37.39%
Alger	NH Black	50-64 years	Completion	33	53	62.26%
Alger	NH Black	50-64 years	Initiation	33	53	62.26%
Alger	NH White	12-15 years	Completion	119	285	41.75%
Alger	NH White	12-15 years	Initiation	126	285	44.21%
Alger	NH White	12-15 years	Up-To-Date	17	285	5.96%
Alger	NH White	16-19 years	Completion	118	274	43.07%
Alger	NH White	16-19 years	Initiation	130	274	47.45%
Alger	NH White	16-19 years	Up-To-Date	16	274	5.84%
Alger	NH White	20-29 years	Completion	242	622	38.91%
Alger	NH White	20-29 years	Initiation	263	622	42.28%
Alger	NH White	20-29 years	Up-To-Date	35	622	5.63%
Alger	NH White	30-39 years	Completion	296	751	39.41%
Alger	NH White	30-39 years	Initiation	319	751	42.48%
Alger	NH White	30-39 years	Up-To-Date	45	751	5.99%
Alger	NH White	40-49 years	Completion	298	777	38.35%
Alger	NH White	40-49 years	Initiation	313	777	40.28%
Alger	NH White	40-49 years	Up-To-Date	60	777	7.72%
Alger	NH White	50-64 years	Completion	765	1940	39.43%
Alger	NH White	50-64 years	Initiation	787	1940	40.57%
Alger	NH White	50-64 years	Up-To-Date	247	1940	12.73%
Alger	NH White	5-11 years	Completion	84	417	20.14%
Alger	NH White	5-11 years	Initiation	96	417	23.02%
Alger	NH White	5-11 years	Up-To-Date	19	417	4.56%
Alger	NH White	65-74 years	Completion	639	1346	47.47%
Alger	NH White	65-74 years	Initiation	663	1346	49.26%
Alger	NH White	65-74 years	Up-To-Date	292	1346	21.69%
Alger	NH White	75+ years	Completion	382	908	42.07%

Alger	NH White	75+ years	Initiation	404	908	44.49%
Alger	NH White	75+ years	Up-To-Date	157	908	17.29%
Alger	NH White	under 5 years	Initiation	15	280	5.36%
Allegan	Hispanic	12-15 years	Completion	388	855	45.38%
Allegan	Hispanic	12-15 years	Initiation	417	855	48.77%
Allegan	Hispanic	12-15 years	Up-To-Date	54	855	6.32%
Allegan	Hispanic	16-19 years	Completion	372	735	50.61%
Allegan	Hispanic	16-19 years	Initiation	416	735	56.6%
Allegan	Hispanic	16-19 years	Up-To-Date	38	735	5.17%
Allegan	Hispanic	20-29 years	Completion	699	1420	49.23%
Allegan	Hispanic	20-29 years	Initiation	774	1420	54.51%
Allegan	Hispanic	20-29 years	Up-To-Date	67	1420	4.72%
Allegan	Hispanic	30-39 years	Completion	602	1128	53.37%
Allegan	Hispanic	30-39 years	Initiation	658	1128	58.33%
Allegan	Hispanic	30-39 years	Up-To-Date	62	1128	5.5%
Allegan	Hispanic	40-49 years	Completion	662	1103	60.02%
Allegan	Hispanic	40-49 years	Initiation	723	1103	65.55%
Allegan	Hispanic	40-49 years	Up-To-Date	109	1103	9.88%
Allegan	Hispanic	50-64 years	Completion	778	1045	74.45%
Allegan	Hispanic	50-64 years	Initiation	823	1045	78.76%
Allegan	Hispanic	50-64 years	Up-To-Date	202	1045	19.33%
Allegan	Hispanic	5-11 years	Completion	313	1273	24.59%
Allegan	Hispanic	5-11 years	Initiation	348	1273	27.34%
Allegan	Hispanic	5-11 years	Up-To-Date	47	1273	3.69%
Allegan	Hispanic	65-74 years	Completion	298	349	85.39%
Allegan	Hispanic	65-74 years	Initiation	311	349	89.11%
Allegan	Hispanic	65-74 years	Up-To-Date	126	349	36.1%
Allegan	Hispanic	75+ years	Completion	117	151	77.48%
Allegan	Hispanic	75+ years	Initiation	126	151	83.44%
Allegan	Hispanic	75+ years	Up-To-Date	40	151	26.49%
Allegan	Hispanic	under 5 years	Completion	18	820	2.2%
Allegan	Hispanic	under 5 years	Initiation	61	820	7.44%
Allegan	Hispanic	under 5 years	Up-To-Date	11	820	1.34%
Allegan	NH American Indian/Alaska Native	20-29 years	Completion	47	73	64.38%
Allegan	NH American Indian/Alaska Native	20-29 years	Initiation	53	73	72.6%
Allegan	NH American Indian/Alaska Native	30-39 years	Completion	66	86	76.74%
Allegan	NH American Indian/Alaska Native	30-39 years	Initiation	66	86	76.74%
Allegan	NH American Indian/Alaska Native	30-39 years	Up-To-Date	21	86	24.42%
Allegan	NH American Indian/Alaska Native	40-49 years	Completion	59	63	93.65%
Allegan	NH American Indian/Alaska Native	40-49 years	Initiation	62	63	98.41%
Allegan	NH American Indian/Alaska Native	40-49 years	Up-To-Date	21	63	33.33%
Allegan	NH American Indian/Alaska Native	50-64 years	Completion	107	168	63.69%
Allegan	NH American Indian/Alaska Native	50-64 years	Initiation	110	168	65.48%
Allegan	NH American Indian/Alaska Native	50-64 years	Up-To-Date	40	168	23.81%
Allegan	NH American Indian/Alaska Native	5-11 years	Initiation	12	54	22.22%
Allegan	NH American Indian/Alaska Native	65-74 years	Completion	42	58	72.41%
Allegan	NH American Indian/Alaska Native	65-74 years	Initiation	42	58	72.41%
Allegan	NH American Indian/Alaska Native	65-74 years	Up-To-Date	19	58	32.76%
Allegan	NH Asian/Native Hawaiian/Other Pacific Islands	12-15 years	Completion	25	55	45.45%
Allegan	NH Asian/Native Hawaiian/Other Pacific Islands	12-15 years	Initiation	25	55	45.45%
Allegan	NH Asian/Native Hawaiian/Other Pacific Islands	20-29 years	Completion	66	166	39.76%
Allegan	NH Asian/Native Hawaiian/Other Pacific Islands	20-29 years	Initiation	75	166	45.18%
Allegan	NH Asian/Native Hawaiian/Other Pacific Islands	30-39 years	Completion	83	154	53.9%
Allegan	NH Asian/Native Hawaiian/Other Pacific Islands	30-39 years	Initiation	89	154	57.79%
Allegan	NH Asian/Native Hawaiian/Other Pacific Islands	30-39 years	Up-To-Date	14	154	9.09%
Allegan	NH Asian/Native Hawaiian/Other Pacific Islands	40-49 years	Completion	65	152	42.76%
Allegan	NH Asian/Native Hawaiian/Other Pacific Islands	40-49 years	Initiation	69	152	45.39%
Allegan	NH Asian/Native Hawaiian/Other Pacific Islands	40-49 years	Up-To-Date	16	152	10.53%
Allegan	NH Asian/Native Hawaiian/Other Pacific Islands	50-64 years	Completion	109	147	74.15%
Allegan	NH Asian/Native Hawaiian/Other Pacific Islands	50-64 years	Initiation	117	147	79.59%
Allegan	NH Asian/Native Hawaiian/Other Pacific Islands	50-64 years	Up-To-Date	35	147	23.81%
Allegan	NH Asian/Native Hawaiian/Other Pacific Islands	5-11 years	Completion	41	77	53.25%
Allegan	NH Asian/Native Hawaiian/Other Pacific Islands	5-11 years	Initiation	43	77	55.84%
Allegan	NH Asian/Native Hawaiian/Other Pacific Islands	65-74 years	Completion	24	51	47.06%

Allegan	NH Asian/Native Hawaiian/Other Pacific Islands	65-74 years	Initiation	26	51	50.98%
Allegan	NH Black	12-15 years	Completion	56	100	56%
Allegan	NH Black	12-15 years	Initiation	63	100	63%
Allegan	NH Black	16-19 years	Completion	46	84	54.76%
Allegan	NH Black	16-19 years	Initiation	52	84	61.9%
Allegan	NH Black	20-29 years	Completion	95	272	34.93%
Allegan	NH Black	20-29 years	Initiation	110	272	40.44%
Allegan	NH Black	30-39 years	Completion	97	217	44.7%
Allegan	NH Black	30-39 years	Initiation	110	217	50.69%
Allegan	NH Black	40-49 years	Completion	84	199	42.21%
Allegan	NH Black	40-49 years	Initiation	92	199	46.23%
Allegan	NH Black	40-49 years	Up-To-Date	25	199	12.56%
Allegan	NH Black	50-64 years	Completion	170	202	84.16%
Allegan	NH Black	50-64 years	Initiation	180	202	89.11%
Allegan	NH Black	50-64 years	Up-To-Date	57	202	28.22%
Allegan	NH Black	5-11 years	Completion	40	200	20%
Allegan	NH Black	5-11 years	Initiation	42	200	21%
Allegan	NH Black	65-74 years	Completion	71	94	75.53%
Allegan	NH Black	65-74 years	Initiation	75	94	79.79%
Allegan	NH Black	65-74 years	Up-To-Date	28	94	29.79%
Allegan	NH Black	75+ years	Completion	48	81	59.26%
Allegan	NH Black	75+ years	Initiation	49	81	60.49%
Allegan	NH Black	75+ years	Up-To-Date	19	81	23.46%
Allegan	NH White	12-15 years	Completion	2162	5475	39.49%
Allegan	NH White	12-15 years	Initiation	2270	5475	41.46%
Allegan	NH White	12-15 years	Up-To-Date	384	5475	7.01%
Allegan	NH White	16-19 years	Completion	2247	4727	47.54%
Allegan	NH White	16-19 years	Initiation	2373	4727	50.2%
Allegan	NH White	16-19 years	Up-To-Date	290	4727	6.13%
Allegan	NH White	20-29 years	Completion	4534	11433	39.66%
Allegan	NH White	20-29 years	Initiation	4966	11433	43.44%
Allegan	NH White	20-29 years	Up-To-Date	561	11433	4.91%
Allegan	NH White	30-39 years	Completion	5272	12635	41.73%
Allegan	NH White	30-39 years	Initiation	5599	12635	44.31%
Allegan	NH White	30-39 years	Up-To-Date	921	12635	7.29%
Allegan	NH White	40-49 years	Completion	6144	12461	49.31%
Allegan	NH White	40-49 years	Initiation	6443	12461	51.71%
Allegan	NH White	40-49 years	Up-To-Date	1371	12461	11%
Allegan	NH White	50-64 years	Completion	14045	23390	60.05%
Allegan	NH White	50-64 years	Initiation	14564	23390	62.27%
Allegan	NH White	50-64 years	Up-To-Date	4867	23390	20.81%
Allegan	NH White	5-11 years	Completion	2162	9031	23.94%
Allegan	NH White	5-11 years	Initiation	2307	9031	25.55%
Allegan	NH White	5-11 years	Up-To-Date	424	9031	4.69%
Allegan	NH White	65-74 years	Completion	8901	11611	76.66%
Allegan	NH White	65-74 years	Initiation	9142	11611	78.74%
Allegan	NH White	65-74 years	Up-To-Date	4634	11611	39.91%
Allegan	NH White	75+ years	Completion	5271	7506	70.22%
Allegan	NH White	75+ years	Initiation	5443	7506	72.52%
Allegan	NH White	75+ years	Up-To-Date	2527	7506	33.67%
Allegan	NH White	under 5 years	Completion	240	5804	4.14%
Allegan	NH White	under 5 years	Initiation	416	5804	7.17%
Allegan	NH White	under 5 years	Up-To-Date	157	5804	2.71%
Alpena	Hispanic	20-29 years	Completion	36	67	53.73%
Alpena	Hispanic	20-29 years	Initiation	40	67	59.7%
Alpena	Hispanic	30-39 years	Completion	26	68	38.24%
Alpena	Hispanic	30-39 years	Initiation	29	68	42.65%
Alpena	NH White	12-15 years	Completion	361	1131	31.92%
Alpena	NH White	12-15 years	Initiation	386	1131	34.13%
Alpena	NH White	12-15 years	Up-To-Date	51	1131	4.51%
Alpena	NH White	16-19 years	Completion	373	1116	33.42%
Alpena	NH White	16-19 years	Initiation	394	1116	35.3%
Alpena	NH White	16-19 years	Up-To-Date	40	1116	3.58%
Alpena	NH White	20-29 years	Completion	874	2799	31.23%

Alpena	NH White	20-29 years	Initiation	954	2799	34.08%
Alpena	NH White	20-29 years	Up-To-Date	81	2799	2.89%
Alpena	NH White	30-39 years	Completion	1097	2841	38.61%
Alpena	NH White	30-39 years	Initiation	1170	2841	41.18%
Alpena	NH White	30-39 years	Up-To-Date	176	2841	6.2%
Alpena	NH White	40-49 years	Completion	1067	2979	35.82%
Alpena	NH White	40-49 years	Initiation	1128	2979	37.87%
Alpena	NH White	40-49 years	Up-To-Date	180	2979	6.04%
Alpena	NH White	50-64 years	Completion	2972	6439	46.16%
Alpena	NH White	50-64 years	Initiation	3054	6439	47.43%
Alpena	NH White	50-64 years	Up-To-Date	979	6439	15.2%
Alpena	NH White	5-11 years	Completion	292	1866	15.65%
Alpena	NH White	5-11 years	Initiation	332	1866	17.79%
Alpena	NH White	5-11 years	Up-To-Date	50	1866	2.68%
Alpena	NH White	65-74 years	Completion	2159	3714	58.13%
Alpena	NH White	65-74 years	Initiation	2203	3714	59.32%
Alpena	NH White	65-74 years	Up-To-Date	1061	3714	28.57%
Alpena	NH White	75+ years	Completion	1658	2946	56.28%
Alpena	NH White	75+ years	Initiation	1700	2946	57.71%
Alpena	NH White	75+ years	Up-To-Date	763	2946	25.9%
Alpena	NH White	under 5 years	Completion	37	1285	2.88%
Alpena	NH White	under 5 years	Initiation	57	1285	4.44%
Alpena	NH White	under 5 years	Up-To-Date	15	1285	1.17%
Antrim	Hispanic	20-29 years	Completion	61	73	83.56%
Antrim	Hispanic	20-29 years	Initiation	66	73	90.41%
Antrim	Hispanic	30-39 years	Completion	29	80	36.25%
Antrim	Hispanic	30-39 years	Initiation	31	80	38.75%
Antrim	Hispanic	40-49 years	Completion	25	55	45.45%
Antrim	Hispanic	40-49 years	Initiation	33	55	60%
Antrim	Hispanic	50-64 years	Completion	41	82	50%
Antrim	Hispanic	50-64 years	Initiation	43	82	52.44%
Antrim	NH White	12-15 years	Completion	321	969	33.13%
Antrim	NH White	12-15 years	Initiation	342	969	35.29%
Antrim	NH White	12-15 years	Up-To-Date	43	969	4.44%
Antrim	NH White	16-19 years	Completion	424	882	48.07%
Antrim	NH White	16-19 years	Initiation	449	882	50.91%
Antrim	NH White	16-19 years	Up-To-Date	39	882	4.42%
Antrim	NH White	20-29 years	Completion	777	1956	39.72%
Antrim	NH White	20-29 years	Initiation	840	1956	42.94%
Antrim	NH White	20-29 years	Up-To-Date	103	1956	5.27%
Antrim	NH White	30-39 years	Completion	900	2012	44.73%
Antrim	NH White	30-39 years	Initiation	961	2012	47.76%
Antrim	NH White	30-39 years	Up-To-Date	155	2012	7.7%
Antrim	NH White	40-49 years	Completion	1047	2126	49.25%
Antrim	NH White	40-49 years	Initiation	1096	2126	51.55%
Antrim	NH White	40-49 years	Up-To-Date	223	2126	10.49%
Antrim	NH White	50-64 years	Completion	3375	5500	61.36%
Antrim	NH White	50-64 years	Initiation	3478	5500	63.24%
Antrim	NH White	50-64 years	Up-To-Date	1116	5500	20.29%
Antrim	NH White	5-11 years	Completion	279	1371	20.35%
Antrim	NH White	5-11 years	Initiation	302	1371	22.03%
Antrim	NH White	5-11 years	Up-To-Date	44	1371	3.21%
Antrim	NH White	65-74 years	Completion	2700	3674	73.49%
Antrim	NH White	65-74 years	Initiation	2783	3674	75.75%
Antrim	NH White	65-74 years	Up-To-Date	1409	3674	38.35%
Antrim	NH White	75+ years	Completion	1875	2684	69.86%
Antrim	NH White	75+ years	Initiation	1954	2684	72.8%
Antrim	NH White	75+ years	Up-To-Date	959	2684	35.73%
Antrim	NH White	under 5 years	Completion	37	842	4.39%
Antrim	NH White	under 5 years	Initiation	67	842	7.96%
Antrim	NH White	under 5 years	Up-To-Date	22	842	2.61%
Arenac	Hispanic	20-29 years	Completion	17	50	34%
Arenac	Hispanic	20-29 years	Initiation	26	50	52%
Arenac	NH White	12-15 years	Completion	140	581	24.1%

Arenac	NH White	12-15 years	Initiation	153	581	26.33%
Arenac	NH White	12-15 years	Up-To-Date	14	581	2.41%
Arenac	NH White	16-19 years	Completion	166	538	30.86%
Arenac	NH White	16-19 years	Initiation	182	538	33.83%
Arenac	NH White	16-19 years	Up-To-Date	16	538	2.97%
Arenac	NH White	20-29 years	Completion	405	1300	31.15%
Arenac	NH White	20-29 years	Initiation	447	1300	34.38%
Arenac	NH White	20-29 years	Up-To-Date	31	1300	2.38%
Arenac	NH White	30-39 years	Completion	500	1374	36.39%
Arenac	NH White	30-39 years	Initiation	538	1374	39.16%
Arenac	NH White	30-39 years	Up-To-Date	59	1374	4.29%
Arenac	NH White	40-49 years	Completion	578	1462	39.53%
Arenac	NH White	40-49 years	Initiation	617	1462	42.2%
Arenac	NH White	40-49 years	Up-To-Date	85	1462	5.81%
Arenac	NH White	50-64 years	Completion	1804	3507	51.44%
Arenac	NH White	50-64 years	Initiation	1873	3507	53.41%
Arenac	NH White	50-64 years	Up-To-Date	494	3507	14.09%
Arenac	NH White	5-11 years	Completion	103	923	11.16%
Arenac	NH White	5-11 years	Initiation	116	923	12.57%
Arenac	NH White	5-11 years	Up-To-Date	16	923	1.73%
Arenac	NH White	65-74 years	Completion	1498	2258	66.34%
Arenac	NH White	65-74 years	Initiation	1546	2258	68.47%
Arenac	NH White	65-74 years	Up-To-Date	689	2258	30.51%
Arenac	NH White	75+ years	Completion	980	1477	66.35%
Arenac	NH White	75+ years	Initiation	1013	1477	68.58%
Arenac	NH White	75+ years	Up-To-Date	478	1477	32.36%
Arenac	NH White	under 5 years	Completion	13	612	2.12%
Arenac	NH White	under 5 years	Initiation	16	612	2.61%
Baraga	NH American Indian/Alaska Native	12-15 years	Completion	34	73	46.58%
Baraga	NH American Indian/Alaska Native	12-15 years	Initiation	37	73	50.68%
Baraga	NH American Indian/Alaska Native	16-19 years	Completion	31	59	52.54%
Baraga	NH American Indian/Alaska Native	16-19 years	Initiation	33	59	55.93%
Baraga	NH American Indian/Alaska Native	20-29 years	Completion	107	159	67.3%
Baraga	NH American Indian/Alaska Native	20-29 years	Initiation	110	159	69.18%
Baraga	NH American Indian/Alaska Native	30-39 years	Completion	120	116	103.45%
Baraga	NH American Indian/Alaska Native	30-39 years	Initiation	123	116	106.03%
Baraga	NH American Indian/Alaska Native	40-49 years	Completion	93	139	66.91%
Baraga	NH American Indian/Alaska Native	40-49 years	Initiation	96	139	69.06%
Baraga	NH American Indian/Alaska Native	50-64 years	Completion	219	249	87.95%
Baraga	NH American Indian/Alaska Native	50-64 years	Initiation	222	249	89.16%
Baraga	NH American Indian/Alaska Native	5-11 years	Completion	24	111	21.62%
Baraga	NH American Indian/Alaska Native	5-11 years	Initiation	24	111	21.62%
Baraga	NH American Indian/Alaska Native	65-74 years	Completion	92	63	146.03%
Baraga	NH American Indian/Alaska Native	65-74 years	Initiation	94	63	149.21%
Baraga	NH American Indian/Alaska Native	75+ years	Completion	48	60	80%
Baraga	NH American Indian/Alaska Native	75+ years	Initiation	48	60	80%
Baraga	NH White	12-15 years	Completion	47	240	19.58%
Baraga	NH White	12-15 years	Initiation	49	240	20.42%
Baraga	NH White	16-19 years	Completion	61	235	25.96%
Baraga	NH White	16-19 years	Initiation	67	235	28.51%
Baraga	NH White	20-29 years	Completion	120	561	21.39%
Baraga	NH White	20-29 years	Initiation	133	561	23.71%
Baraga	NH White	30-39 years	Completion	135	554	24.37%
Baraga	NH White	30-39 years	Initiation	146	554	26.35%
Baraga	NH White	30-39 years	Up-To-Date	14	554	2.53%
Baraga	NH White	40-49 years	Completion	203	662	30.66%
Baraga	NH White	40-49 years	Initiation	210	662	31.72%
Baraga	NH White	40-49 years	Up-To-Date	23	662	3.47%
Baraga	NH White	50-64 years	Completion	558	1437	38.83%
Baraga	NH White	50-64 years	Initiation	570	1437	39.67%
Baraga	NH White	50-64 years	Up-To-Date	151	1437	10.51%
Baraga	NH White	5-11 years	Completion	34	342	9.94%
Baraga	NH White	5-11 years	Initiation	34	342	9.94%
Baraga	NH White	65-74 years	Completion	473	982	48.17%

Baraga	NH White	65-74 years	Initiation	486	982	49.49%
Baraga	NH White	65-74 years	Up-To-Date	199	982	20.26%
Baraga	NH White	75+ years	Completion	352	716	49.16%
Baraga	NH White	75+ years	Initiation	361	716	50.42%
Baraga	NH White	75+ years	Up-To-Date	125	716	17.46%
Barry	Hispanic	12-15 years	Completion	81	166	48.8%
Barry	Hispanic	12-15 years	Initiation	86	166	51.81%
Barry	Hispanic	16-19 years	Completion	70	157	44.59%
Barry	Hispanic	16-19 years	Initiation	75	157	47.77%
Barry	Hispanic	20-29 years	Completion	108	309	34.95%
Barry	Hispanic	20-29 years	Initiation	120	309	38.83%
Barry	Hispanic	30-39 years	Completion	111	259	42.86%
Barry	Hispanic	30-39 years	Initiation	127	259	49.03%
Barry	Hispanic	30-39 years	Up-To-Date	16	259	6.18%
Barry	Hispanic	40-49 years	Completion	117	262	44.66%
Barry	Hispanic	40-49 years	Initiation	123	262	46.95%
Barry	Hispanic	40-49 years	Up-To-Date	17	262	6.49%
Barry	Hispanic	50-64 years	Completion	179	225	79.56%
Barry	Hispanic	50-64 years	Initiation	190	225	84.44%
Barry	Hispanic	50-64 years	Up-To-Date	59	225	26.22%
Barry	Hispanic	5-11 years	Completion	35	275	12.73%
Barry	Hispanic	5-11 years	Initiation	45	275	16.36%
Barry	Hispanic	65-74 years	Completion	77	88	87.5%
Barry	Hispanic	65-74 years	Initiation	83	88	94.32%
Barry	Hispanic	65-74 years	Up-To-Date	39	88	44.32%
Barry	Hispanic	75+ years	Completion	39	50	78%
Barry	Hispanic	75+ years	Initiation	42	50	84%
Barry	Hispanic	75+ years	Up-To-Date	13	50	26%
Barry	Hispanic	under 5 years	Initiation	11	142	7.75%
Barry	NH American Indian/Alaska Native	50-64 years	Completion	42	58	72.41%
Barry	NH American Indian/Alaska Native	50-64 years	Initiation	43	58	74.14%
Barry	NH American Indian/Alaska Native	50-64 years	Up-To-Date	16	58	27.59%
Barry	NH Asian/Native Hawaiian/Other Pacific Islands	30-39 years	Completion	20	86	23.26%
Barry	NH Asian/Native Hawaiian/Other Pacific Islands	30-39 years	Initiation	22	86	25.58%
Barry	NH Black	20-29 years	Completion	27	50	54%
Barry	NH Black	20-29 years	Initiation	31	50	62%
Barry	NH Black	40-49 years	Completion	40	50	80%
Barry	NH Black	40-49 years	Initiation	41	50	82%
Barry	NH Black	50-64 years	Completion	31	57	54.39%
Barry	NH Black	50-64 years	Initiation	31	57	54.39%
Barry	NH White	12-15 years	Completion	999	2901	34.44%
Barry	NH White	12-15 years	Initiation	1052	2901	36.26%
Barry	NH White	12-15 years	Up-To-Date	141	2901	4.86%
Barry	NH White	16-19 years	Completion	1103	2747	40.15%
Barry	NH White	16-19 years	Initiation	1176	2747	42.81%
Barry	NH White	16-19 years	Up-To-Date	111	2747	4.04%
Barry	NH White	20-29 years	Completion	2161	6327	34.16%
Barry	NH White	20-29 years	Initiation	2358	6327	37.27%
Barry	NH White	20-29 years	Up-To-Date	267	6327	4.22%
Barry	NH White	30-39 years	Completion	2639	6638	39.76%
Barry	NH White	30-39 years	Initiation	2788	6638	42%
Barry	NH White	30-39 years	Up-To-Date	483	6638	7.28%
Barry	NH White	40-49 years	Completion	2960	6669	44.38%
Barry	NH White	40-49 years	Initiation	3098	6669	46.45%
Barry	NH White	40-49 years	Up-To-Date	645	6669	9.67%
Barry	NH White	50-64 years	Completion	7207	13340	54.03%
Barry	NH White	50-64 years	Initiation	7449	13340	55.84%
Barry	NH White	50-64 years	Up-To-Date	2343	13340	17.56%
Barry	NH White	5-11 years	Completion	942	4750	19.83%
Barry	NH White	5-11 years	Initiation	1042	4750	21.94%
Barry	NH White	5-11 years	Up-To-Date	161	4750	3.39%
Barry	NH White	65-74 years	Completion	4612	6825	67.58%
Barry	NH White	65-74 years	Initiation	4717	6825	69.11%
Barry	NH White	65-74 years	Up-To-Date	2366	6825	34.67%

Barry	NH White	75+ years	Completion	3204	4473	71.63%
Barry	NH White	75+ years	Initiation	3293	4473	73.62%
Barry	NH White	75+ years	Up-To-Date	1550	4473	34.65%
Barry	NH White	under 5 years	Completion	110	3061	3.59%
Barry	NH White	under 5 years	Initiation	184	3061	6.01%
Barry	NH White	under 5 years	Up-To-Date	57	3061	1.86%
Bay	Hispanic	12-15 years	Completion	160	478	33.47%
Bay	Hispanic	12-15 years	Initiation	178	478	37.24%
Bay	Hispanic	16-19 years	Completion	149	397	37.53%
Bay	Hispanic	16-19 years	Initiation	163	397	41.06%
Bay	Hispanic	20-29 years	Completion	282	940	30%
Bay	Hispanic	20-29 years	Initiation	317	940	33.72%
Bay	Hispanic	20-29 years	Up-To-Date	28	940	2.98%
Bay	Hispanic	30-39 years	Completion	217	800	27.12%
Bay	Hispanic	30-39 years	Initiation	238	800	29.75%
Bay	Hispanic	30-39 years	Up-To-Date	26	800	3.25%
Bay	Hispanic	40-49 years	Completion	272	642	42.37%
Bay	Hispanic	40-49 years	Initiation	293	642	45.64%
Bay	Hispanic	40-49 years	Up-To-Date	44	642	6.85%
Bay	Hispanic	50-64 years	Completion	413	685	60.29%
Bay	Hispanic	50-64 years	Initiation	432	685	63.07%
Bay	Hispanic	50-64 years	Up-To-Date	108	685	15.77%
Bay	Hispanic	5-11 years	Completion	112	823	13.61%
Bay	Hispanic	5-11 years	Initiation	131	823	15.92%
Bay	Hispanic	65-74 years	Completion	200	307	65.15%
Bay	Hispanic	65-74 years	Initiation	207	307	67.43%
Bay	Hispanic	65-74 years	Up-To-Date	92	307	29.97%
Bay	Hispanic	75+ years	Completion	113	172	65.7%
Bay	Hispanic	75+ years	Initiation	121	172	70.35%
Bay	Hispanic	75+ years	Up-To-Date	39	172	22.67%
Bay	NH American Indian/Alaska Native	20-29 years	Completion	39	71	54.93%
Bay	NH American Indian/Alaska Native	20-29 years	Initiation	42	71	59.15%
Bay	NH American Indian/Alaska Native	30-39 years	Completion	27	68	39.71%
Bay	NH American Indian/Alaska Native	30-39 years	Initiation	30	68	44.12%
Bay	NH American Indian/Alaska Native	40-49 years	Completion	32	58	55.17%
Bay	NH American Indian/Alaska Native	40-49 years	Initiation	33	58	56.9%
Bay	NH American Indian/Alaska Native	50-64 years	Completion	68	130	52.31%
Bay	NH American Indian/Alaska Native	50-64 years	Initiation	68	130	52.31%
Bay	NH American Indian/Alaska Native	50-64 years	Up-To-Date	17	130	13.08%
Bay	NH American Indian/Alaska Native	65-74 years	Completion	34	51	66.67%
Bay	NH American Indian/Alaska Native	65-74 years	Initiation	35	51	68.63%
Bay	NH Asian/Native Hawaiian/Other Pacific Islands	20-29 years	Completion	56	82	68.29%
Bay	NH Asian/Native Hawaiian/Other Pacific Islands	20-29 years	Initiation	61	82	74.39%
Bay	NH Asian/Native Hawaiian/Other Pacific Islands	30-39 years	Completion	47	96	48.96%
Bay	NH Asian/Native Hawaiian/Other Pacific Islands	30-39 years	Initiation	49	96	51.04%
Bay	NH Asian/Native Hawaiian/Other Pacific Islands	40-49 years	Completion	48	100	48%
Bay	NH Asian/Native Hawaiian/Other Pacific Islands	40-49 years	Initiation	51	100	51%
Bay	NH Asian/Native Hawaiian/Other Pacific Islands	50-64 years	Completion	64	120	53.33%
Bay	NH Asian/Native Hawaiian/Other Pacific Islands	50-64 years	Initiation	66	120	55%
Bay	NH Asian/Native Hawaiian/Other Pacific Islands	50-64 years	Up-To-Date	23	120	19.17%
Bay	NH Asian/Native Hawaiian/Other Pacific Islands	65-74 years	Completion	31	70	44.29%
Bay	NH Asian/Native Hawaiian/Other Pacific Islands	65-74 years	Initiation	31	70	44.29%
Bay	NH Asian/Native Hawaiian/Other Pacific Islands	65-74 years	Up-To-Date	17	70	24.29%
Bay	NH Black	12-15 years	Completion	42	96	43.75%
Bay	NH Black	12-15 years	Initiation	47	96	48.96%
Bay	NH Black	16-19 years	Completion	59	93	63.44%
Bay	NH Black	16-19 years	Initiation	67	93	72.04%
Bay	NH Black	20-29 years	Completion	118	302	39.07%
Bay	NH Black	20-29 years	Initiation	135	302	44.7%
Bay	NH Black	30-39 years	Completion	115	244	47.13%
Bay	NH Black	30-39 years	Initiation	132	244	54.1%
Bay	NH Black	30-39 years	Up-To-Date	13	244	5.33%
Bay	NH Black	40-49 years	Completion	97	182	53.3%
Bay	NH Black	40-49 years	Initiation	104	182	57.14%

Bay	NH Black	40-49 years	Up-To-Date	13	182	7.14%
Bay	NH Black	50-64 years	Completion	160	281	56.94%
Bay	NH Black	50-64 years	Initiation	174	281	61.92%
Bay	NH Black	50-64 years	Up-To-Date	48	281	17.08%
Bay	NH Black	5-11 years	Completion	28	179	15.64%
Bay	NH Black	5-11 years	Initiation	33	179	18.44%
Bay	NH Black	65-74 years	Completion	76	86	88.37%
Bay	NH Black	65-74 years	Initiation	80	86	93.02%
Bay	NH Black	65-74 years	Up-To-Date	38	86	44.19%
Bay	NH Black	75+ years	Completion	30	66	45.45%
Bay	NH Black	75+ years	Initiation	30	66	45.45%
Bay	NH White	12-15 years	Completion	1730	4204	41.15%
Bay	NH White	12-15 years	Initiation	1845	4204	43.89%
Bay	NH White	12-15 years	Up-To-Date	159	4204	3.78%
Bay	NH White	16-19 years	Completion	2044	3899	52.42%
Bay	NH White	16-19 years	Initiation	2176	3899	55.81%
Bay	NH White	16-19 years	Up-To-Date	161	3899	4.13%
Bay	NH White	20-29 years	Completion	4673	10779	43.35%
Bay	NH White	20-29 years	Initiation	5033	10779	46.69%
Bay	NH White	20-29 years	Up-To-Date	420	10779	3.9%
Bay	NH White	30-39 years	Completion	5000	10547	47.41%
Bay	NH White	30-39 years	Initiation	5371	10547	50.92%
Bay	NH White	30-39 years	Up-To-Date	725	10547	6.87%
Bay	NH White	40-49 years	Completion	5588	10864	51.44%
Bay	NH White	40-49 years	Initiation	5861	10864	53.95%
Bay	NH White	40-49 years	Up-To-Date	963	10864	8.86%
Bay	NH White	50-64 years	Completion	13195	21014	62.79%
Bay	NH White	50-64 years	Initiation	13722	21014	65.3%
Bay	NH White	50-64 years	Up-To-Date	4060	21014	19.32%
Bay	NH White	5-11 years	Completion	1351	6354	21.26%
Bay	NH White	5-11 years	Initiation	1495	6354	23.53%
Bay	NH White	5-11 years	Up-To-Date	145	6354	2.28%
Bay	NH White	65-74 years	Completion	9114	11819	77.11%
Bay	NH White	65-74 years	Initiation	9404	11819	79.57%
Bay	NH White	65-74 years	Up-To-Date	4592	11819	38.85%
Bay	NH White	75+ years	Completion	6317	8892	71.04%
Bay	NH White	75+ years	Initiation	6573	8892	73.92%
Bay	NH White	75+ years	Up-To-Date	2931	8892	32.96%
Bay	NH White	under 5 years	Completion	85	4249	2%
Bay	NH White	under 5 years	Initiation	139	4249	3.27%
Bay	NH White	under 5 years	Up-To-Date	65	4249	1.53%
Benzie	Hispanic	20-29 years	Completion	37	73	50.68%
Benzie	Hispanic	20-29 years	Initiation	41	73	56.16%
Benzie	Hispanic	30-39 years	Completion	29	68	42.65%
Benzie	Hispanic	30-39 years	Initiation	34	68	50%
Benzie	Hispanic	50-64 years	Completion	40	50	80%
Benzie	Hispanic	50-64 years	Initiation	43	50	86%
Benzie	Hispanic	50-64 years	Up-To-Date	12	50	24%
Benzie	Hispanic	5-11 years	Completion	11	72	15.28%
Benzie	Hispanic	5-11 years	Initiation	12	72	16.67%
Benzie	NH American Indian/Alaska Native	50-64 years	Completion	35	79	44.3%
Benzie	NH American Indian/Alaska Native	50-64 years	Initiation	36	79	45.57%
Benzie	NH American Indian/Alaska Native	50-64 years	Up-To-Date	13	79	16.46%
Benzie	NH White	12-15 years	Completion	313	684	45.76%
Benzie	NH White	12-15 years	Initiation	329	684	48.1%
Benzie	NH White	12-15 years	Up-To-Date	46	684	6.73%
Benzie	NH White	16-19 years	Completion	308	652	47.24%
Benzie	NH White	16-19 years	Initiation	330	652	50.61%
Benzie	NH White	16-19 years	Up-To-Date	35	652	5.37%
Benzie	NH White	20-29 years	Completion	679	1497	45.36%
Benzie	NH White	20-29 years	Initiation	733	1497	48.96%
Benzie	NH White	20-29 years	Up-To-Date	78	1497	5.21%
Benzie	NH White	30-39 years	Completion	894	1729	51.71%
Benzie	NH White	30-39 years	Initiation	943	1729	54.54%

Benzie	NH White	30-39 years	Up-To-Date	164	1729	9.49%
Benzie	NH White	40-49 years	Completion	977	1693	57.71%
Benzie	NH White	40-49 years	Initiation	1021	1693	60.31%
Benzie	NH White	40-49 years	Up-To-Date	224	1693	13.23%
Benzie	NH White	50-64 years	Completion	2620	3973	65.95%
Benzie	NH White	50-64 years	Initiation	2692	3973	67.76%
Benzie	NH White	50-64 years	Up-To-Date	865	3973	21.77%
Benzie	NH White	5-11 years	Completion	338	1069	31.62%
Benzie	NH White	5-11 years	Initiation	361	1069	33.77%
Benzie	NH White	5-11 years	Up-To-Date	46	1069	4.3%
Benzie	NH White	65-74 years	Completion	2192	2678	81.85%
Benzie	NH White	65-74 years	Initiation	2266	2678	84.62%
Benzie	NH White	65-74 years	Up-To-Date	1211	2678	45.22%
Benzie	NH White	75+ years	Completion	1460	1946	75.03%
Benzie	NH White	75+ years	Initiation	1525	1946	78.37%
Benzie	NH White	75+ years	Up-To-Date	674	1946	34.64%
Benzie	NH White	under 5 years	Completion	50	720	6.94%
Benzie	NH White	under 5 years	Initiation	71	720	9.86%
Benzie	NH White	under 5 years	Up-To-Date	28	720	3.89%
Berrien	Hispanic	12-15 years	Completion	391	741	52.77%
Berrien	Hispanic	12-15 years	Initiation	425	741	57.35%
Berrien	Hispanic	12-15 years	Up-To-Date	39	741	5.26%
Berrien	Hispanic	16-19 years	Completion	407	619	65.75%
Berrien	Hispanic	16-19 years	Initiation	465	619	75.12%
Berrien	Hispanic	16-19 years	Up-To-Date	37	619	5.98%
Berrien	Hispanic	20-29 years	Completion	972	1400	69.43%
Berrien	Hispanic	20-29 years	Initiation	1087	1400	77.64%
Berrien	Hispanic	20-29 years	Up-To-Date	40	1400	2.86%
Berrien	Hispanic	30-39 years	Completion	920	1339	68.71%
Berrien	Hispanic	30-39 years	Initiation	1054	1339	78.72%
Berrien	Hispanic	30-39 years	Up-To-Date	96	1339	7.17%
Berrien	Hispanic	40-49 years	Completion	799	1020	78.33%
Berrien	Hispanic	40-49 years	Initiation	893	1020	87.55%
Berrien	Hispanic	40-49 years	Up-To-Date	149	1020	14.61%
Berrien	Hispanic	50-64 years	Completion	868	982	88.39%
Berrien	Hispanic	50-64 years	Initiation	951	982	96.84%
Berrien	Hispanic	50-64 years	Up-To-Date	203	982	20.67%
Berrien	Hispanic	5-11 years	Completion	264	1322	19.97%
Berrien	Hispanic	5-11 years	Initiation	301	1322	22.77%
Berrien	Hispanic	5-11 years	Up-To-Date	19	1322	1.44%
Berrien	Hispanic	65-74 years	Completion	321	294	109.18%
Berrien	Hispanic	65-74 years	Initiation	359	294	122.11%
Berrien	Hispanic	65-74 years	Up-To-Date	125	294	42.52%
Berrien	Hispanic	75+ years	Completion	136	204	66.67%
Berrien	Hispanic	75+ years	Initiation	152	204	74.51%
Berrien	Hispanic	75+ years	Up-To-Date	42	204	20.59%
Berrien	Hispanic	under 5 years	Completion	22	908	2.42%
Berrien	Hispanic	under 5 years	Initiation	50	908	5.51%
Berrien	Hispanic	under 5 years	Up-To-Date	17	908	1.87%
Berrien	NH American Indian/Alaska Native	16-19 years	Completion	22	52	42.31%
Berrien	NH American Indian/Alaska Native	16-19 years	Initiation	25	52	48.08%
Berrien	NH American Indian/Alaska Native	20-29 years	Completion	53	113	46.9%
Berrien	NH American Indian/Alaska Native	20-29 years	Initiation	63	113	55.75%
Berrien	NH American Indian/Alaska Native	30-39 years	Completion	42	80	52.5%
Berrien	NH American Indian/Alaska Native	30-39 years	Initiation	47	80	58.75%
Berrien	NH American Indian/Alaska Native	40-49 years	Completion	40	109	36.7%
Berrien	NH American Indian/Alaska Native	40-49 years	Initiation	45	109	41.28%
Berrien	NH American Indian/Alaska Native	50-64 years	Completion	84	163	51.53%
Berrien	NH American Indian/Alaska Native	50-64 years	Initiation	89	163	54.6%
Berrien	NH American Indian/Alaska Native	50-64 years	Up-To-Date	29	163	17.79%
Berrien	NH American Indian/Alaska Native	5-11 years	Completion	11	66	16.67%
Berrien	NH American Indian/Alaska Native	5-11 years	Initiation	15	66	22.73%
Berrien	NH American Indian/Alaska Native	65-74 years	Completion	40	72	55.56%
Berrien	NH American Indian/Alaska Native	65-74 years	Initiation	42	72	58.33%

Berrien	NH American Indian/Alaska Native	65-74 years	Up-To-Date	14	72	19.44%
Berrien	NH Asian/Native Hawaiian/Other Pacific Islands	12-15 years	Completion	87	130	66.92%
Berrien	NH Asian/Native Hawaiian/Other Pacific Islands	12-15 years	Initiation	92	130	70.77%
Berrien	NH Asian/Native Hawaiian/Other Pacific Islands	12-15 years	Up-To-Date	11	130	8.46%
Berrien	NH Asian/Native Hawaiian/Other Pacific Islands	16-19 years	Completion	111	214	51.87%
Berrien	NH Asian/Native Hawaiian/Other Pacific Islands	16-19 years	Initiation	126	214	58.88%
Berrien	NH Asian/Native Hawaiian/Other Pacific Islands	20-29 years	Completion	325	608	53.45%
Berrien	NH Asian/Native Hawaiian/Other Pacific Islands	20-29 years	Initiation	355	608	58.39%
Berrien	NH Asian/Native Hawaiian/Other Pacific Islands	20-29 years	Up-To-Date	26	608	4.28%
Berrien	NH Asian/Native Hawaiian/Other Pacific Islands	30-39 years	Completion	314	598	52.51%
Berrien	NH Asian/Native Hawaiian/Other Pacific Islands	30-39 years	Initiation	344	598	57.53%
Berrien	NH Asian/Native Hawaiian/Other Pacific Islands	30-39 years	Up-To-Date	46	598	7.69%
Berrien	NH Asian/Native Hawaiian/Other Pacific Islands	40-49 years	Completion	322	515	62.52%
Berrien	NH Asian/Native Hawaiian/Other Pacific Islands	40-49 years	Initiation	352	515	68.35%
Berrien	NH Asian/Native Hawaiian/Other Pacific Islands	40-49 years	Up-To-Date	53	515	10.29%
Berrien	NH Asian/Native Hawaiian/Other Pacific Islands	50-64 years	Completion	302	483	62.53%
Berrien	NH Asian/Native Hawaiian/Other Pacific Islands	50-64 years	Initiation	317	483	65.63%
Berrien	NH Asian/Native Hawaiian/Other Pacific Islands	50-64 years	Up-To-Date	83	483	17.18%
Berrien	NH Asian/Native Hawaiian/Other Pacific Islands	5-11 years	Completion	99	222	44.59%
Berrien	NH Asian/Native Hawaiian/Other Pacific Islands	5-11 years	Initiation	111	222	50%
Berrien	NH Asian/Native Hawaiian/Other Pacific Islands	5-11 years	Up-To-Date	19	222	8.56%
Berrien	NH Asian/Native Hawaiian/Other Pacific Islands	65-74 years	Completion	138	200	69%
Berrien	NH Asian/Native Hawaiian/Other Pacific Islands	65-74 years	Initiation	151	200	75.5%
Berrien	NH Asian/Native Hawaiian/Other Pacific Islands	65-74 years	Up-To-Date	44	200	22%
Berrien	NH Asian/Native Hawaiian/Other Pacific Islands	75+ years	Completion	74	132	56.06%
Berrien	NH Asian/Native Hawaiian/Other Pacific Islands	75+ years	Initiation	78	132	59.09%
Berrien	NH Asian/Native Hawaiian/Other Pacific Islands	75+ years	Up-To-Date	27	132	20.45%
Berrien	NH Asian/Native Hawaiian/Other Pacific Islands	under 5 years	Completion	18	182	9.89%
Berrien	NH Asian/Native Hawaiian/Other Pacific Islands	under 5 years	Initiation	24	182	13.19%
Berrien	NH Asian/Native Hawaiian/Other Pacific Islands	under 5 years	Up-To-Date	13	182	7.14%
Berrien	NH Black	12-15 years	Completion	357	1361	26.23%
Berrien	NH Black	12-15 years	Initiation	429	1361	31.52%
Berrien	NH Black	12-15 years	Up-To-Date	37	1361	2.72%
Berrien	NH Black	16-19 years	Completion	376	1392	27.01%
Berrien	NH Black	16-19 years	Initiation	463	1392	33.26%
Berrien	NH Black	16-19 years	Up-To-Date	22	1392	1.58%
Berrien	NH Black	20-29 years	Completion	916	3428	26.72%
Berrien	NH Black	20-29 years	Initiation	1087	3428	31.71%
Berrien	NH Black	20-29 years	Up-To-Date	56	3428	1.63%
Berrien	NH Black	30-39 years	Completion	902	2596	34.75%
Berrien	NH Black	30-39 years	Initiation	1026	2596	39.52%
Berrien	NH Black	30-39 years	Up-To-Date	77	2596	2.97%
Berrien	NH Black	40-49 years	Completion	1162	2565	45.3%
Berrien	NH Black	40-49 years	Initiation	1269	2565	49.47%
Berrien	NH Black	40-49 years	Up-To-Date	152	2565	5.93%
Berrien	NH Black	50-64 years	Completion	2378	3770	63.08%
Berrien	NH Black	50-64 years	Initiation	2530	3770	67.11%
Berrien	NH Black	50-64 years	Up-To-Date	528	3770	14.01%
Berrien	NH Black	5-11 years	Completion	302	2578	11.71%
Berrien	NH Black	5-11 years	Initiation	396	2578	15.36%
Berrien	NH Black	5-11 years	Up-To-Date	26	2578	1.01%
Berrien	NH Black	65-74 years	Completion	1266	1695	74.69%
Berrien	NH Black	65-74 years	Initiation	1333	1695	78.64%
Berrien	NH Black	65-74 years	Up-To-Date	430	1695	25.37%
Berrien	NH Black	75+ years	Completion	643	1068	60.21%
Berrien	NH Black	75+ years	Initiation	668	1068	62.55%
Berrien	NH Black	75+ years	Up-To-Date	193	1068	18.07%
Berrien	NH Black	under 5 years	Completion	17	1751	0.97%
Berrien	NH Black	under 5 years	Initiation	64	1751	3.66%
Berrien	NH Black	under 5 years	Up-To-Date	14	1751	0.8%
Berrien	NH White	12-15 years	Completion	1930	5038	38.31%
Berrien	NH White	12-15 years	Initiation	2074	5038	41.17%
Berrien	NH White	12-15 years	Up-To-Date	237	5038	4.7%
Berrien	NH White	16-19 years	Completion	2193	4781	45.87%

Berrien	NH White	16-19 years	Initiation	2395	4781	50.09%
Berrien	NH White	16-19 years	Up-To-Date	190	4781	3.97%
Berrien	NH White	20-29 years	Completion	4553	11888	38.3%
Berrien	NH White	20-29 years	Initiation	5042	11888	42.41%
Berrien	NH White	20-29 years	Up-To-Date	554	11888	4.66%
Berrien	NH White	30-39 years	Completion	5814	12798	45.43%
Berrien	NH White	30-39 years	Initiation	6233	12798	48.7%
Berrien	NH White	30-39 years	Up-To-Date	1032	12798	8.06%
Berrien	NH White	40-49 years	Completion	6220	13147	47.31%
Berrien	NH White	40-49 years	Initiation	6629	13147	50.42%
Berrien	NH White	40-49 years	Up-To-Date	1174	13147	8.93%
Berrien	NH White	50-64 years	Completion	15200	26439	57.49%
Berrien	NH White	50-64 years	Initiation	15990	26439	60.48%
Berrien	NH White	50-64 years	Up-To-Date	4251	26439	16.08%
Berrien	NH White	5-11 years	Completion	1892	8040	23.53%
Berrien	NH White	5-11 years	Initiation	2049	8040	25.49%
Berrien	NH White	5-11 years	Up-To-Date	301	8040	3.74%
Berrien	NH White	65-74 years	Completion	10745	15330	70.09%
Berrien	NH White	65-74 years	Initiation	11194	15330	73.02%
Berrien	NH White	65-74 years	Up-To-Date	4704	15330	30.68%
Berrien	NH White	75+ years	Completion	7731	11871	65.13%
Berrien	NH White	75+ years	Initiation	8063	11871	67.92%
Berrien	NH White	75+ years	Up-To-Date	2942	11871	24.78%
Berrien	NH White	under 5 years	Completion	294	5343	5.5%
Berrien	NH White	under 5 years	Initiation	394	5343	7.37%
Berrien	NH White	under 5 years	Up-To-Date	233	5343	4.36%
Branch	Hispanic	12-15 years	Completion	66	198	33.33%
Branch	Hispanic	12-15 years	Initiation	78	198	39.39%
Branch	Hispanic	16-19 years	Completion	104	192	54.17%
Branch	Hispanic	16-19 years	Initiation	117	192	60.94%
Branch	Hispanic	20-29 years	Completion	273	331	82.48%
Branch	Hispanic	20-29 years	Initiation	323	331	97.58%
Branch	Hispanic	30-39 years	Completion	260	307	84.69%
Branch	Hispanic	30-39 years	Initiation	310	307	100.98%
Branch	Hispanic	40-49 years	Completion	203	302	67.22%
Branch	Hispanic	40-49 years	Initiation	233	302	77.15%
Branch	Hispanic	50-64 years	Completion	221	221	100%
Branch	Hispanic	50-64 years	Initiation	249	221	112.67%
Branch	Hispanic	50-64 years	Up-To-Date	32	221	14.48%
Branch	Hispanic	5-11 years	Completion	38	328	11.59%
Branch	Hispanic	5-11 years	Initiation	45	328	13.72%
Branch	NH Asian/Native Hawaiian/Other Pacific Islands	50-64 years	Completion	27	61	44.26%
Branch	NH Asian/Native Hawaiian/Other Pacific Islands	50-64 years	Initiation	31	61	50.82%
Branch	NH Black	20-29 years	Completion	22	165	13.33%
Branch	NH Black	20-29 years	Initiation	24	165	14.55%
Branch	NH Black	30-39 years	Completion	16	224	7.14%
Branch	NH Black	30-39 years	Initiation	18	224	8.04%
Branch	NH Black	40-49 years	Completion	54	227	23.79%
Branch	NH Black	40-49 years	Initiation	57	227	25.11%
Branch	NH Black	50-64 years	Completion	124	215	57.67%
Branch	NH Black	50-64 years	Initiation	124	215	57.67%
Branch	NH Black	50-64 years	Up-To-Date	31	215	14.42%
Branch	NH White	12-15 years	Completion	463	2059	22.49%
Branch	NH White	12-15 years	Initiation	487	2059	23.65%
Branch	NH White	12-15 years	Up-To-Date	42	2059	2.04%
Branch	NH White	16-19 years	Completion	555	1821	30.48%
Branch	NH White	16-19 years	Initiation	601	1821	33%
Branch	NH White	16-19 years	Up-To-Date	35	1821	1.92%
Branch	NH White	20-29 years	Completion	1193	4370	27.3%
Branch	NH White	20-29 years	Initiation	1296	4370	29.66%
Branch	NH White	20-29 years	Up-To-Date	85	4370	1.95%
Branch	NH White	30-39 years	Completion	1301	4523	28.76%
Branch	NH White	30-39 years	Initiation	1395	4523	30.84%
Branch	NH White	30-39 years	Up-To-Date	135	4523	2.98%

Branch	NH White	40-49 years	Completion	1597	4534	35.22%
Branch	NH White	40-49 years	Initiation	1689	4534	37.25%
Branch	NH White	40-49 years	Up-To-Date	208	4534	4.59%
Branch	NH White	50-64 years	Completion	4163	8424	49.42%
Branch	NH White	50-64 years	Initiation	4314	8424	51.21%
Branch	NH White	50-64 years	Up-To-Date	1046	8424	12.42%
Branch	NH White	5-11 years	Completion	329	3294	9.99%
Branch	NH White	5-11 years	Initiation	371	3294	11.26%
Branch	NH White	5-11 years	Up-To-Date	51	3294	1.55%
Branch	NH White	65-74 years	Completion	2981	4586	65%
Branch	NH White	65-74 years	Initiation	3072	4586	66.99%
Branch	NH White	65-74 years	Up-To-Date	1249	4586	27.24%
Branch	NH White	75+ years	Completion	2049	3307	61.96%
Branch	NH White	75+ years	Initiation	2121	3307	64.14%
Branch	NH White	75+ years	Up-To-Date	817	3307	24.71%
Branch	NH White	under 5 years	Completion	32	2252	1.42%
Branch	NH White	under 5 years	Initiation	44	2252	1.95%
Branch	NH White	under 5 years	Up-To-Date	12	2252	0.53%
Calhoun	Hispanic	12-15 years	Completion	328	590	55.59%
Calhoun	Hispanic	12-15 years	Initiation	359	590	60.85%
Calhoun	Hispanic	12-15 years	Up-To-Date	30	590	5.08%
Calhoun	Hispanic	16-19 years	Completion	267	610	43.77%
Calhoun	Hispanic	16-19 years	Initiation	311	610	50.98%
Calhoun	Hispanic	16-19 years	Up-To-Date	28	610	4.59%
Calhoun	Hispanic	20-29 years	Completion	419	1307	32.06%
Calhoun	Hispanic	20-29 years	Initiation	497	1307	38.03%
Calhoun	Hispanic	20-29 years	Up-To-Date	35	1307	2.68%
Calhoun	Hispanic	30-39 years	Completion	491	1052	46.67%
Calhoun	Hispanic	30-39 years	Initiation	553	1052	52.57%
Calhoun	Hispanic	30-39 years	Up-To-Date	47	1052	4.47%
Calhoun	Hispanic	40-49 years	Completion	536	897	59.75%
Calhoun	Hispanic	40-49 years	Initiation	584	897	65.11%
Calhoun	Hispanic	40-49 years	Up-To-Date	93	897	10.37%
Calhoun	Hispanic	50-64 years	Completion	576	854	67.45%
Calhoun	Hispanic	50-64 years	Initiation	643	854	75.29%
Calhoun	Hispanic	50-64 years	Up-To-Date	147	854	17.21%
Calhoun	Hispanic	5-11 years	Completion	228	1035	22.03%
Calhoun	Hispanic	5-11 years	Initiation	265	1035	25.6%
Calhoun	Hispanic	5-11 years	Up-To-Date	36	1035	3.48%
Calhoun	Hispanic	65-74 years	Completion	213	285	74.74%
Calhoun	Hispanic	65-74 years	Initiation	229	285	80.35%
Calhoun	Hispanic	65-74 years	Up-To-Date	84	285	29.47%
Calhoun	Hispanic	75+ years	Completion	96	151	63.58%
Calhoun	Hispanic	75+ years	Initiation	111	151	73.51%
Calhoun	Hispanic	75+ years	Up-To-Date	41	151	27.15%
Calhoun	Hispanic	under 5 years	Initiation	29	564	5.14%
Calhoun	NH American Indian/Alaska Native	20-29 years	Completion	50	110	45.45%
Calhoun	NH American Indian/Alaska Native	20-29 years	Initiation	56	110	50.91%
Calhoun	NH American Indian/Alaska Native	30-39 years	Completion	65	93	69.89%
Calhoun	NH American Indian/Alaska Native	30-39 years	Initiation	76	93	81.72%
Calhoun	NH American Indian/Alaska Native	40-49 years	Completion	64	92	69.57%
Calhoun	NH American Indian/Alaska Native	40-49 years	Initiation	68	92	73.91%
Calhoun	NH American Indian/Alaska Native	50-64 years	Completion	102	187	54.55%
Calhoun	NH American Indian/Alaska Native	50-64 years	Initiation	109	187	58.29%
Calhoun	NH American Indian/Alaska Native	50-64 years	Up-To-Date	32	187	17.11%
Calhoun	NH American Indian/Alaska Native	65-74 years	Completion	39	72	54.17%
Calhoun	NH American Indian/Alaska Native	65-74 years	Initiation	41	72	56.94%
Calhoun	NH American Indian/Alaska Native	65-74 years	Up-To-Date	17	72	23.61%
Calhoun	NH Asian/Native Hawaiian/Other Pacific Islands	12-15 years	Completion	90	160	56.25%
Calhoun	NH Asian/Native Hawaiian/Other Pacific Islands	12-15 years	Initiation	95	160	59.38%
Calhoun	NH Asian/Native Hawaiian/Other Pacific Islands	16-19 years	Completion	78	172	45.35%
Calhoun	NH Asian/Native Hawaiian/Other Pacific Islands	16-19 years	Initiation	82	172	47.67%
Calhoun	NH Asian/Native Hawaiian/Other Pacific Islands	20-29 years	Completion	218	739	29.5%
Calhoun	NH Asian/Native Hawaiian/Other Pacific Islands	20-29 years	Initiation	241	739	32.61%

Calhoun	NH Asian/Native Hawaiian/Other Pacific Islands	20-29 years	Up-To-Date	25	739	3.38%
Calhoun	NH Asian/Native Hawaiian/Other Pacific Islands	30-39 years	Completion	311	771	40.34%
Calhoun	NH Asian/Native Hawaiian/Other Pacific Islands	30-39 years	Initiation	335	771	43.45%
Calhoun	NH Asian/Native Hawaiian/Other Pacific Islands	30-39 years	Up-To-Date	50	771	6.49%
Calhoun	NH Asian/Native Hawaiian/Other Pacific Islands	40-49 years	Completion	281	513	54.78%
Calhoun	NH Asian/Native Hawaiian/Other Pacific Islands	40-49 years	Initiation	302	513	58.87%
Calhoun	NH Asian/Native Hawaiian/Other Pacific Islands	40-49 years	Up-To-Date	43	513	8.38%
Calhoun	NH Asian/Native Hawaiian/Other Pacific Islands	50-64 years	Completion	278	465	59.78%
Calhoun	NH Asian/Native Hawaiian/Other Pacific Islands	50-64 years	Initiation	297	465	63.87%
Calhoun	NH Asian/Native Hawaiian/Other Pacific Islands	50-64 years	Up-To-Date	83	465	17.85%
Calhoun	NH Asian/Native Hawaiian/Other Pacific Islands	5-11 years	Completion	204	452	45.13%
Calhoun	NH Asian/Native Hawaiian/Other Pacific Islands	5-11 years	Initiation	223	452	49.34%
Calhoun	NH Asian/Native Hawaiian/Other Pacific Islands	5-11 years	Up-To-Date	31	452	6.86%
Calhoun	NH Asian/Native Hawaiian/Other Pacific Islands	65-74 years	Completion	89	162	54.94%
Calhoun	NH Asian/Native Hawaiian/Other Pacific Islands	65-74 years	Initiation	89	162	54.94%
Calhoun	NH Asian/Native Hawaiian/Other Pacific Islands	65-74 years	Up-To-Date	41	162	25.31%
Calhoun	NH Asian/Native Hawaiian/Other Pacific Islands	75+ years	Completion	59	151	39.07%
Calhoun	NH Asian/Native Hawaiian/Other Pacific Islands	75+ years	Initiation	60	151	39.74%
Calhoun	NH Asian/Native Hawaiian/Other Pacific Islands	75+ years	Up-To-Date	31	151	20.53%
Calhoun	NH Asian/Native Hawaiian/Other Pacific Islands	under 5 years	Initiation	17	376	4.52%
Calhoun	NH Black	12-15 years	Completion	233	868	26.84%
Calhoun	NH Black	12-15 years	Initiation	277	868	31.91%
Calhoun	NH Black	12-15 years	Up-To-Date	31	868	3.57%
Calhoun	NH Black	16-19 years	Completion	294	840	35%
Calhoun	NH Black	16-19 years	Initiation	346	840	41.19%
Calhoun	NH Black	16-19 years	Up-To-Date	23	840	2.74%
Calhoun	NH Black	20-29 years	Completion	690	2052	33.63%
Calhoun	NH Black	20-29 years	Initiation	822	2052	40.06%
Calhoun	NH Black	20-29 years	Up-To-Date	38	2052	1.85%
Calhoun	NH Black	30-39 years	Completion	750	1773	42.3%
Calhoun	NH Black	30-39 years	Initiation	845	1773	47.66%
Calhoun	NH Black	30-39 years	Up-To-Date	87	1773	4.91%
Calhoun	NH Black	40-49 years	Completion	802	1531	52.38%
Calhoun	NH Black	40-49 years	Initiation	865	1531	56.5%
Calhoun	NH Black	40-49 years	Up-To-Date	103	1531	6.73%
Calhoun	NH Black	50-64 years	Completion	1737	2584	67.22%
Calhoun	NH Black	50-64 years	Initiation	1825	2584	70.63%
Calhoun	NH Black	50-64 years	Up-To-Date	479	2584	18.54%
Calhoun	NH Black	5-11 years	Completion	220	1618	13.6%
Calhoun	NH Black	5-11 years	Initiation	257	1618	15.88%
Calhoun	NH Black	5-11 years	Up-To-Date	25	1618	1.55%
Calhoun	NH Black	65-74 years	Completion	927	1258	73.69%
Calhoun	NH Black	65-74 years	Initiation	959	1258	76.23%
Calhoun	NH Black	65-74 years	Up-To-Date	404	1258	32.11%
Calhoun	NH Black	75+ years	Completion	507	829	61.16%
Calhoun	NH Black	75+ years	Initiation	527	829	63.57%
Calhoun	NH Black	75+ years	Up-To-Date	200	829	24.13%
Calhoun	NH Black	under 5 years	Completion	17	1098	1.55%
Calhoun	NH Black	under 5 years	Initiation	49	1098	4.46%
Calhoun	NH Black	under 5 years	Up-To-Date	16	1098	1.46%
Calhoun	NH White	12-15 years	Completion	1928	4775	40.38%
Calhoun	NH White	12-15 years	Initiation	2123	4775	44.46%
Calhoun	NH White	12-15 years	Up-To-Date	218	4775	4.57%
Calhoun	NH White	16-19 years	Completion	1949	4971	39.21%
Calhoun	NH White	16-19 years	Initiation	2156	4971	43.37%
Calhoun	NH White	16-19 years	Up-To-Date	200	4971	4.02%
Calhoun	NH White	20-29 years	Completion	4492	12360	36.34%
Calhoun	NH White	20-29 years	Initiation	4880	12360	39.48%
Calhoun	NH White	20-29 years	Up-To-Date	555	12360	4.49%
Calhoun	NH White	30-39 years	Completion	5223	11887	43.94%
Calhoun	NH White	30-39 years	Initiation	5576	11887	46.91%
Calhoun	NH White	30-39 years	Up-To-Date	866	11887	7.29%
Calhoun	NH White	40-49 years	Completion	6017	12456	48.31%
Calhoun	NH White	40-49 years	Initiation	6348	12456	50.96%

Calhoun	NH White	40-49 years	Up-To-Date	1146	12456	9.2%
Calhoun	NH White	50-64 years	Completion	12928	22458	57.57%
Calhoun	NH White	50-64 years	Initiation	13392	22458	59.63%
Calhoun	NH White	50-64 years	Up-To-Date	4106	22458	18.28%
Calhoun	NH White	5-11 years	Completion	1624	7833	20.73%
Calhoun	NH White	5-11 years	Initiation	1818	7833	23.21%
Calhoun	NH White	5-11 years	Up-To-Date	271	7833	3.46%
Calhoun	NH White	65-74 years	Completion	8587	12199	70.39%
Calhoun	NH White	65-74 years	Initiation	8863	12199	72.65%
Calhoun	NH White	65-74 years	Up-To-Date	4011	12199	32.88%
Calhoun	NH White	75+ years	Completion	5923	9094	65.13%
Calhoun	NH White	75+ years	Initiation	6117	9094	67.26%
Calhoun	NH White	75+ years	Up-To-Date	2705	9094	29.74%
Calhoun	NH White	under 5 years	Completion	142	5377	2.64%
Calhoun	NH White	under 5 years	Initiation	353	5377	6.56%
Calhoun	NH White	under 5 years	Up-To-Date	125	5377	2.32%
Cass	Hispanic	12-15 years	Completion	69	196	35.2%
Cass	Hispanic	12-15 years	Initiation	78	196	39.8%
Cass	Hispanic	16-19 years	Completion	60	154	38.96%
Cass	Hispanic	16-19 years	Initiation	69	154	44.81%
Cass	Hispanic	20-29 years	Completion	153	347	44.09%
Cass	Hispanic	20-29 years	Initiation	179	347	51.59%
Cass	Hispanic	20-29 years	Up-To-Date	29	347	8.36%
Cass	Hispanic	30-39 years	Completion	137	290	47.24%
Cass	Hispanic	30-39 years	Initiation	157	290	54.14%
Cass	Hispanic	30-39 years	Up-To-Date	22	290	7.59%
Cass	Hispanic	40-49 years	Completion	143	227	63%
Cass	Hispanic	40-49 years	Initiation	153	227	67.4%
Cass	Hispanic	40-49 years	Up-To-Date	18	227	7.93%
Cass	Hispanic	50-64 years	Completion	135	186	72.58%
Cass	Hispanic	50-64 years	Initiation	145	186	77.96%
Cass	Hispanic	50-64 years	Up-To-Date	32	186	17.2%
Cass	Hispanic	5-11 years	Completion	28	383	7.31%
Cass	Hispanic	5-11 years	Initiation	35	383	9.14%
Cass	Hispanic	65-74 years	Completion	70	79	88.61%
Cass	Hispanic	65-74 years	Initiation	76	79	96.2%
Cass	Hispanic	65-74 years	Up-To-Date	14	79	17.72%
Cass	NH American Indian/Alaska Native	20-29 years	Completion	20	74	27.03%
Cass	NH American Indian/Alaska Native	20-29 years	Initiation	25	74	33.78%
Cass	NH American Indian/Alaska Native	30-39 years	Completion	30	63	47.62%
Cass	NH American Indian/Alaska Native	30-39 years	Initiation	34	63	53.97%
Cass	NH American Indian/Alaska Native	40-49 years	Completion	21	64	32.81%
Cass	NH American Indian/Alaska Native	40-49 years	Initiation	22	64	34.38%
Cass	NH American Indian/Alaska Native	50-64 years	Completion	42	104	40.38%
Cass	NH American Indian/Alaska Native	50-64 years	Initiation	47	104	45.19%
Cass	NH American Indian/Alaska Native	50-64 years	Up-To-Date	17	104	16.35%
Cass	NH American Indian/Alaska Native	65-74 years	Completion	29	73	39.73%
Cass	NH American Indian/Alaska Native	65-74 years	Initiation	33	73	45.21%
Cass	NH American Indian/Alaska Native	65-74 years	Up-To-Date	14	73	19.18%
Cass	NH Asian/Native Hawaiian/Other Pacific Islands	20-29 years	Initiation	12	83	14.46%
Cass	NH Asian/Native Hawaiian/Other Pacific Islands	40-49 years	Completion	11	50	22%
Cass	NH Asian/Native Hawaiian/Other Pacific Islands	40-49 years	Initiation	12	50	24%
Cass	NH Asian/Native Hawaiian/Other Pacific Islands	50-64 years	Completion	25	87	28.74%
Cass	NH Asian/Native Hawaiian/Other Pacific Islands	50-64 years	Initiation	28	87	32.18%
Cass	NH Black	12-15 years	Completion	36	130	27.69%
Cass	NH Black	12-15 years	Initiation	37	130	28.46%
Cass	NH Black	16-19 years	Completion	32	148	21.62%
Cass	NH Black	16-19 years	Initiation	37	148	25%
Cass	NH Black	20-29 years	Completion	106	337	31.45%
Cass	NH Black	20-29 years	Initiation	122	337	36.2%
Cass	NH Black	30-39 years	Completion	70	293	23.89%
Cass	NH Black	30-39 years	Initiation	75	293	25.6%
Cass	NH Black	40-49 years	Completion	122	299	40.8%
Cass	NH Black	40-49 years	Initiation	129	299	43.14%

Cass	NH Black	40-49 years	Up-To-Date	14	299	4.68%
Cass	NH Black	50-64 years	Completion	259	531	48.78%
Cass	NH Black	50-64 years	Initiation	285	531	53.67%
Cass	NH Black	50-64 years	Up-To-Date	52	531	9.79%
Cass	NH Black	5-11 years	Completion	19	200	9.5%
Cass	NH Black	5-11 years	Initiation	26	200	13%
Cass	NH Black	65-74 years	Completion	163	304	53.62%
Cass	NH Black	65-74 years	Initiation	173	304	56.91%
Cass	NH Black	65-74 years	Up-To-Date	46	304	15.13%
Cass	NH Black	75+ years	Completion	129	236	54.66%
Cass	NH Black	75+ years	Initiation	136	236	57.63%
Cass	NH Black	75+ years	Up-To-Date	29	236	12.29%
Cass	NH White	12-15 years	Completion	417	2101	19.85%
Cass	NH White	12-15 years	Initiation	459	2101	21.85%
Cass	NH White	12-15 years	Up-To-Date	31	2101	1.48%
Cass	NH White	16-19 years	Completion	489	1975	24.76%
Cass	NH White	16-19 years	Initiation	549	1975	27.8%
Cass	NH White	16-19 years	Up-To-Date	32	1975	1.62%
Cass	NH White	20-29 years	Completion	981	4473	21.93%
Cass	NH White	20-29 years	Initiation	1113	4473	24.88%
Cass	NH White	20-29 years	Up-To-Date	85	4473	1.9%
Cass	NH White	30-39 years	Completion	1076	4704	22.87%
Cass	NH White	30-39 years	Initiation	1166	4704	24.79%
Cass	NH White	30-39 years	Up-To-Date	131	4704	2.78%
Cass	NH White	40-49 years	Completion	1348	5373	25.09%
Cass	NH White	40-49 years	Initiation	1488	5373	27.69%
Cass	NH White	40-49 years	Up-To-Date	176	5373	3.28%
Cass	NH White	50-64 years	Completion	3709	10556	35.14%
Cass	NH White	50-64 years	Initiation	3984	10556	37.74%
Cass	NH White	50-64 years	Up-To-Date	787	10556	7.46%
Cass	NH White	5-11 years	Completion	321	3272	9.81%
Cass	NH White	5-11 years	Initiation	379	3272	11.58%
Cass	NH White	5-11 years	Up-To-Date	43	3272	1.31%
Cass	NH White	65-74 years	Completion	2817	6284	44.83%
Cass	NH White	65-74 years	Initiation	2980	6284	47.42%
Cass	NH White	65-74 years	Up-To-Date	1015	6284	16.15%
Cass	NH White	75+ years	Completion	1815	3923	46.27%
Cass	NH White	75+ years	Initiation	1943	3923	49.53%
Cass	NH White	75+ years	Up-To-Date	591	3923	15.07%
Cass	NH White	under 5 years	Completion	15	2022	0.74%
Cass	NH White	under 5 years	Initiation	30	2022	1.48%
Charlevoix	Hispanic	20-29 years	Completion	46	77	59.74%
Charlevoix	Hispanic	20-29 years	Initiation	56	77	72.73%
Charlevoix	Hispanic	30-39 years	Completion	35	92	38.04%
Charlevoix	Hispanic	30-39 years	Initiation	38	92	41.3%
Charlevoix	Hispanic	40-49 years	Completion	21	71	29.58%
Charlevoix	Hispanic	40-49 years	Initiation	25	71	35.21%
Charlevoix	Hispanic	50-64 years	Completion	51	72	70.83%
Charlevoix	Hispanic	50-64 years	Initiation	56	72	77.78%
Charlevoix	Hispanic	50-64 years	Up-To-Date	17	72	23.61%
Charlevoix	Hispanic	65-74 years	Completion	29	50	58%
Charlevoix	Hispanic	65-74 years	Initiation	31	50	62%
Charlevoix	Hispanic	65-74 years	Up-To-Date	15	50	30%
Charlevoix	NH American Indian/Alaska Native	20-29 years	Completion	17	53	32.08%
Charlevoix	NH American Indian/Alaska Native	20-29 years	Initiation	21	53	39.62%
Charlevoix	NH American Indian/Alaska Native	50-64 years	Completion	56	84	66.67%
Charlevoix	NH American Indian/Alaska Native	50-64 years	Initiation	56	84	66.67%
Charlevoix	NH American Indian/Alaska Native	50-64 years	Up-To-Date	13	84	15.48%
Charlevoix	NH White	12-15 years	Completion	511	1129	45.26%
Charlevoix	NH White	12-15 years	Initiation	546	1129	48.36%
Charlevoix	NH White	12-15 years	Up-To-Date	80	1129	7.09%
Charlevoix	NH White	16-19 years	Completion	600	1008	59.52%
Charlevoix	NH White	16-19 years	Initiation	633	1008	62.8%
Charlevoix	NH White	16-19 years	Up-To-Date	60	1008	5.95%

Charlevoix	NH White	20-29 years	Completion	1014	2412	42.04%
Charlevoix	NH White	20-29 years	Initiation	1111	2412	46.06%
Charlevoix	NH White	20-29 years	Up-To-Date	111	2412	4.6%
Charlevoix	NH White	30-39 years	Completion	1360	2475	54.95%
Charlevoix	NH White	30-39 years	Initiation	1425	2475	57.58%
Charlevoix	NH White	30-39 years	Up-To-Date	230	2475	9.29%
Charlevoix	NH White	40-49 years	Completion	1355	2442	55.49%
Charlevoix	NH White	40-49 years	Initiation	1416	2442	57.99%
Charlevoix	NH White	40-49 years	Up-To-Date	331	2442	13.55%
Charlevoix	NH White	50-64 years	Completion	3924	5981	65.61%
Charlevoix	NH White	50-64 years	Initiation	4049	5981	67.7%
Charlevoix	NH White	50-64 years	Up-To-Date	1389	5981	23.22%
Charlevoix	NH White	5-11 years	Completion	412	1614	25.53%
Charlevoix	NH White	5-11 years	Initiation	451	1614	27.94%
Charlevoix	NH White	5-11 years	Up-To-Date	67	1614	4.15%
Charlevoix	NH White	65-74 years	Completion	2964	3758	78.87%
Charlevoix	NH White	65-74 years	Initiation	3045	3758	81.03%
Charlevoix	NH White	65-74 years	Up-To-Date	1621	3758	43.13%
Charlevoix	NH White	75+ years	Completion	1944	2620	74.2%
Charlevoix	NH White	75+ years	Initiation	2032	2620	77.56%
Charlevoix	NH White	75+ years	Up-To-Date	1031	2620	39.35%
Charlevoix	NH White	under 5 years	Completion	61	1006	6.06%
Charlevoix	NH White	under 5 years	Initiation	106	1006	10.54%
Charlevoix	NH White	under 5 years	Up-To-Date	33	1006	3.28%
Cheboygan	Hispanic	20-29 years	Completion	25	70	35.71%
Cheboygan	Hispanic	20-29 years	Initiation	41	70	58.57%
Cheboygan	Hispanic	30-39 years	Completion	33	63	52.38%
Cheboygan	Hispanic	30-39 years	Initiation	40	63	63.49%
Cheboygan	Hispanic	40-49 years	Completion	26	50	52%
Cheboygan	Hispanic	40-49 years	Initiation	32	50	64%
Cheboygan	NH American Indian/Alaska Native	20-29 years	Completion	31	99	31.31%
Cheboygan	NH American Indian/Alaska Native	20-29 years	Initiation	33	99	33.33%
Cheboygan	NH American Indian/Alaska Native	30-39 years	Completion	37	73	50.68%
Cheboygan	NH American Indian/Alaska Native	30-39 years	Initiation	39	73	53.42%
Cheboygan	NH American Indian/Alaska Native	40-49 years	Completion	32	86	37.21%
Cheboygan	NH American Indian/Alaska Native	40-49 years	Initiation	33	86	38.37%
Cheboygan	NH American Indian/Alaska Native	50-64 years	Completion	38	164	23.17%
Cheboygan	NH American Indian/Alaska Native	50-64 years	Initiation	40	164	24.39%
Cheboygan	NH American Indian/Alaska Native	65-74 years	Completion	25	94	26.6%
Cheboygan	NH American Indian/Alaska Native	65-74 years	Initiation	26	94	27.66%
Cheboygan	NH White	12-15 years	Completion	306	910	33.63%
Cheboygan	NH White	12-15 years	Initiation	334	910	36.7%
Cheboygan	NH White	12-15 years	Up-To-Date	46	910	5.05%
Cheboygan	NH White	16-19 years	Completion	354	875	40.46%
Cheboygan	NH White	16-19 years	Initiation	382	875	43.66%
Cheboygan	NH White	16-19 years	Up-To-Date	31	875	3.54%
Cheboygan	NH White	20-29 years	Completion	735	2035	36.12%
Cheboygan	NH White	20-29 years	Initiation	813	2035	39.95%
Cheboygan	NH White	20-29 years	Up-To-Date	66	2035	3.24%
Cheboygan	NH White	30-39 years	Completion	790	2154	36.68%
Cheboygan	NH White	30-39 years	Initiation	873	2154	40.53%
Cheboygan	NH White	30-39 years	Up-To-Date	80	2154	3.71%
Cheboygan	NH White	40-49 years	Completion	993	2471	40.19%
Cheboygan	NH White	40-49 years	Initiation	1063	2471	43.02%
Cheboygan	NH White	40-49 years	Up-To-Date	183	2471	7.41%
Cheboygan	NH White	50-64 years	Completion	2862	5808	49.28%
Cheboygan	NH White	50-64 years	Initiation	2972	5808	51.17%
Cheboygan	NH White	50-64 years	Up-To-Date	874	5808	15.05%
Cheboygan	NH White	5-11 years	Completion	228	1247	18.28%
Cheboygan	NH White	5-11 years	Initiation	247	1247	19.81%
Cheboygan	NH White	5-11 years	Up-To-Date	30	1247	2.41%
Cheboygan	NH White	65-74 years	Completion	2326	4024	57.8%
Cheboygan	NH White	65-74 years	Initiation	2414	4024	59.99%
Cheboygan	NH White	65-74 years	Up-To-Date	1130	4024	28.08%

Cheboygan	NH White	75+ years	Completion	1478	2773	53.3%
Cheboygan	NH White	75+ years	Initiation	1557	2773	56.15%
Cheboygan	NH White	75+ years	Up-To-Date	717	2773	25.86%
Cheboygan	NH White	under 5 years	Completion	13	901	1.44%
Cheboygan	NH White	under 5 years	Initiation	28	901	3.11%
Chippewa	Hispanic	20-29 years	Completion	45	136	33.09%
Chippewa	Hispanic	20-29 years	Initiation	50	136	36.76%
Chippewa	Hispanic	30-39 years	Completion	42	129	32.56%
Chippewa	Hispanic	30-39 years	Initiation	47	129	36.43%
Chippewa	Hispanic	40-49 years	Completion	26	93	27.96%
Chippewa	Hispanic	40-49 years	Initiation	29	93	31.18%
Chippewa	Hispanic	50-64 years	Completion	48	94	51.06%
Chippewa	Hispanic	50-64 years	Initiation	49	94	52.13%
Chippewa	Hispanic	50-64 years	Up-To-Date	14	94	14.89%
Chippewa	Hispanic	5-11 years	Completion	13	87	14.94%
Chippewa	Hispanic	5-11 years	Initiation	15	87	17.24%
Chippewa	NH American Indian/Alaska Native	12-15 years	Completion	181	435	41.61%
Chippewa	NH American Indian/Alaska Native	12-15 years	Initiation	192	435	44.14%
Chippewa	NH American Indian/Alaska Native	12-15 years	Up-To-Date	18	435	4.14%
Chippewa	NH American Indian/Alaska Native	16-19 years	Completion	177	409	43.28%
Chippewa	NH American Indian/Alaska Native	16-19 years	Initiation	190	409	46.45%
Chippewa	NH American Indian/Alaska Native	16-19 years	Up-To-Date	18	409	4.4%
Chippewa	NH American Indian/Alaska Native	20-29 years	Completion	438	1059	41.36%
Chippewa	NH American Indian/Alaska Native	20-29 years	Initiation	470	1059	44.38%
Chippewa	NH American Indian/Alaska Native	20-29 years	Up-To-Date	36	1059	3.4%
Chippewa	NH American Indian/Alaska Native	30-39 years	Completion	346	677	51.11%
Chippewa	NH American Indian/Alaska Native	30-39 years	Initiation	364	677	53.77%
Chippewa	NH American Indian/Alaska Native	30-39 years	Up-To-Date	46	677	6.79%
Chippewa	NH American Indian/Alaska Native	40-49 years	Completion	319	690	46.23%
Chippewa	NH American Indian/Alaska Native	40-49 years	Initiation	337	690	48.84%
Chippewa	NH American Indian/Alaska Native	40-49 years	Up-To-Date	50	690	7.25%
Chippewa	NH American Indian/Alaska Native	50-64 years	Completion	450	1005	44.78%
Chippewa	NH American Indian/Alaska Native	50-64 years	Initiation	466	1005	46.37%
Chippewa	NH American Indian/Alaska Native	50-64 years	Up-To-Date	130	1005	12.94%
Chippewa	NH American Indian/Alaska Native	5-11 years	Completion	146	595	24.54%
Chippewa	NH American Indian/Alaska Native	5-11 years	Initiation	169	595	28.4%
Chippewa	NH American Indian/Alaska Native	65-74 years	Completion	173	404	42.82%
Chippewa	NH American Indian/Alaska Native	65-74 years	Initiation	179	404	44.31%
Chippewa	NH American Indian/Alaska Native	65-74 years	Up-To-Date	64	404	15.84%
Chippewa	NH American Indian/Alaska Native	75+ years	Completion	54	227	23.79%
Chippewa	NH American Indian/Alaska Native	75+ years	Initiation	55	227	24.23%
Chippewa	NH American Indian/Alaska Native	75+ years	Up-To-Date	23	227	10.13%
Chippewa	NH American Indian/Alaska Native	under 5 years	Completion	11	400	2.75%
Chippewa	NH American Indian/Alaska Native	under 5 years	Initiation	19	400	4.75%
Chippewa	NH Asian/Native Hawaiian/Other Pacific Islands	20-29 years	Completion	12	60	20%
Chippewa	NH Asian/Native Hawaiian/Other Pacific Islands	20-29 years	Initiation	14	60	23.33%
Chippewa	NH Black	20-29 years	Completion	35	684	5.12%
Chippewa	NH Black	20-29 years	Initiation	36	684	5.26%
Chippewa	NH Black	30-39 years	Completion	62	845	7.34%
Chippewa	NH Black	30-39 years	Initiation	67	845	7.93%
Chippewa	NH Black	40-49 years	Completion	103	587	17.55%
Chippewa	NH Black	40-49 years	Initiation	103	587	17.55%
Chippewa	NH Black	50-64 years	Completion	99	334	29.64%
Chippewa	NH Black	50-64 years	Initiation	99	334	29.64%
Chippewa	NH Black	50-64 years	Up-To-Date	17	334	5.09%
Chippewa	NH White	12-15 years	Completion	519	918	56.54%
Chippewa	NH White	12-15 years	Initiation	540	918	58.82%
Chippewa	NH White	12-15 years	Up-To-Date	48	918	5.23%
Chippewa	NH White	16-19 years	Completion	399	1110	35.95%
Chippewa	NH White	16-19 years	Initiation	427	1110	38.47%
Chippewa	NH White	16-19 years	Up-To-Date	31	1110	2.79%
Chippewa	NH White	20-29 years	Completion	946	3559	26.58%
Chippewa	NH White	20-29 years	Initiation	1031	3559	28.97%
Chippewa	NH White	20-29 years	Up-To-Date	81	3559	2.28%

Chippewa	NH White	30-39 years	Completion	1008	2968	33.96%
Chippewa	NH White	30-39 years	Initiation	1078	2968	36.32%
Chippewa	NH White	30-39 years	Up-To-Date	122	2968	4.11%
Chippewa	NH White	40-49 years	Completion	1055	2970	35.52%
Chippewa	NH White	40-49 years	Initiation	1104	2970	37.17%
Chippewa	NH White	40-49 years	Up-To-Date	191	2970	6.43%
Chippewa	NH White	50-64 years	Completion	2352	5654	41.6%
Chippewa	NH White	50-64 years	Initiation	2447	5654	43.28%
Chippewa	NH White	50-64 years	Up-To-Date	650	5654	11.5%
Chippewa	NH White	5-11 years	Completion	357	1589	22.47%
Chippewa	NH White	5-11 years	Initiation	392	1589	24.67%
Chippewa	NH White	5-11 years	Up-To-Date	35	1589	2.2%
Chippewa	NH White	65-74 years	Completion	1477	3456	42.74%
Chippewa	NH White	65-74 years	Initiation	1549	3456	44.82%
Chippewa	NH White	65-74 years	Up-To-Date	672	3456	19.44%
Chippewa	NH White	75+ years	Completion	850	2666	31.88%
Chippewa	NH White	75+ years	Initiation	898	2666	33.68%
Chippewa	NH White	75+ years	Up-To-Date	369	2666	13.84%
Chippewa	NH White	under 5 years	Completion	18	969	1.86%
Chippewa	NH White	under 5 years	Initiation	26	969	2.68%
Clare	Hispanic	12-15 years	Completion	11	54	20.37%
Clare	Hispanic	12-15 years	Initiation	12	54	22.22%
Clare	Hispanic	20-29 years	Completion	31	98	31.63%
Clare	Hispanic	20-29 years	Initiation	33	98	33.67%
Clare	Hispanic	30-39 years	Completion	31	91	34.07%
Clare	Hispanic	30-39 years	Initiation	35	91	38.46%
Clare	Hispanic	40-49 years	Completion	28	74	37.84%
Clare	Hispanic	40-49 years	Initiation	31	74	41.89%
Clare	Hispanic	50-64 years	Completion	58	74	78.38%
Clare	Hispanic	50-64 years	Initiation	61	74	82.43%
Clare	Hispanic	50-64 years	Up-To-Date	12	74	16.22%
Clare	NH American Indian/Alaska Native	50-64 years	Completion	30	59	50.85%
Clare	NH American Indian/Alaska Native	50-64 years	Initiation	33	59	55.93%
Clare	NH White	12-15 years	Completion	323	1322	24.43%
Clare	NH White	12-15 years	Initiation	346	1322	26.17%
Clare	NH White	12-15 years	Up-To-Date	36	1322	2.72%
Clare	NH White	16-19 years	Completion	341	1137	29.99%
Clare	NH White	16-19 years	Initiation	369	1137	32.45%
Clare	NH White	16-19 years	Up-To-Date	23	1137	2.02%
Clare	NH White	20-29 years	Completion	688	2989	23.02%
Clare	NH White	20-29 years	Initiation	772	2989	25.83%
Clare	NH White	20-29 years	Up-To-Date	45	2989	1.51%
Clare	NH White	30-39 years	Completion	847	2898	29.23%
Clare	NH White	30-39 years	Initiation	923	2898	31.85%
Clare	NH White	30-39 years	Up-To-Date	92	2898	3.17%
Clare	NH White	40-49 years	Completion	1087	3152	34.49%
Clare	NH White	40-49 years	Initiation	1150	3152	36.48%
Clare	NH White	40-49 years	Up-To-Date	164	3152	5.2%
Clare	NH White	50-64 years	Completion	3323	6886	48.26%
Clare	NH White	50-64 years	Initiation	3458	6886	50.22%
Clare	NH White	50-64 years	Up-To-Date	864	6886	12.55%
Clare	NH White	5-11 years	Completion	232	2129	10.9%
Clare	NH White	5-11 years	Initiation	256	2129	12.02%
Clare	NH White	5-11 years	Up-To-Date	35	2129	1.64%
Clare	NH White	65-74 years	Completion	2432	4333	56.13%
Clare	NH White	65-74 years	Initiation	2491	4333	57.49%
Clare	NH White	65-74 years	Up-To-Date	976	4333	22.52%
Clare	NH White	75+ years	Completion	1513	2923	51.76%
Clare	NH White	75+ years	Initiation	1564	2923	53.51%
Clare	NH White	75+ years	Up-To-Date	582	2923	19.91%
Clare	NH White	under 5 years	Completion	17	1516	1.12%
Clare	NH White	under 5 years	Initiation	25	1516	1.65%
Clinton	Hispanic	12-15 years	Completion	139	299	46.49%
Clinton	Hispanic	12-15 years	Initiation	150	299	50.17%

Clinton	Hispanic	12-15 years	Up-To-Date	34	299	11.37%
Clinton	Hispanic	16-19 years	Completion	156	291	53.61%
Clinton	Hispanic	16-19 years	Initiation	171	291	58.76%
Clinton	Hispanic	16-19 years	Up-To-Date	21	291	7.22%
Clinton	Hispanic	20-29 years	Completion	282	593	47.55%
Clinton	Hispanic	20-29 years	Initiation	314	593	52.95%
Clinton	Hispanic	20-29 years	Up-To-Date	32	593	5.4%
Clinton	Hispanic	30-39 years	Completion	255	548	46.53%
Clinton	Hispanic	30-39 years	Initiation	289	548	52.74%
Clinton	Hispanic	30-39 years	Up-To-Date	44	548	8.03%
Clinton	Hispanic	40-49 years	Completion	266	464	57.33%
Clinton	Hispanic	40-49 years	Initiation	291	464	62.72%
Clinton	Hispanic	40-49 years	Up-To-Date	68	464	14.66%
Clinton	Hispanic	50-64 years	Completion	329	499	65.93%
Clinton	Hispanic	50-64 years	Initiation	337	499	67.54%
Clinton	Hispanic	50-64 years	Up-To-Date	113	499	22.65%
Clinton	Hispanic	5-11 years	Completion	143	473	30.23%
Clinton	Hispanic	5-11 years	Initiation	156	473	32.98%
Clinton	Hispanic	5-11 years	Up-To-Date	15	473	3.17%
Clinton	Hispanic	65-74 years	Completion	116	164	70.73%
Clinton	Hispanic	65-74 years	Initiation	119	164	72.56%
Clinton	Hispanic	65-74 years	Up-To-Date	66	164	40.24%
Clinton	Hispanic	75+ years	Completion	65	99	65.66%
Clinton	Hispanic	75+ years	Initiation	70	99	70.71%
Clinton	Hispanic	75+ years	Up-To-Date	32	99	32.32%
Clinton	Hispanic	under 5 years	Completion	18	247	7.29%
Clinton	Hispanic	under 5 years	Initiation	32	247	12.96%
Clinton	NH American Indian/Alaska Native	40-49 years	Completion	26	59	44.07%
Clinton	NH American Indian/Alaska Native	40-49 years	Initiation	28	59	47.46%
Clinton	NH American Indian/Alaska Native	50-64 years	Completion	49	73	67.12%
Clinton	NH American Indian/Alaska Native	50-64 years	Initiation	52	73	71.23%
Clinton	NH Asian/Native Hawaiian/Other Pacific Islands	12-15 years	Completion	32	53	60.38%
Clinton	NH Asian/Native Hawaiian/Other Pacific Islands	12-15 years	Initiation	32	53	60.38%
Clinton	NH Asian/Native Hawaiian/Other Pacific Islands	16-19 years	Completion	52	105	49.52%
Clinton	NH Asian/Native Hawaiian/Other Pacific Islands	16-19 years	Initiation	59	105	56.19%
Clinton	NH Asian/Native Hawaiian/Other Pacific Islands	20-29 years	Completion	284	315	90.16%
Clinton	NH Asian/Native Hawaiian/Other Pacific Islands	20-29 years	Initiation	320	315	101.59%
Clinton	NH Asian/Native Hawaiian/Other Pacific Islands	20-29 years	Up-To-Date	41	315	13.02%
Clinton	NH Asian/Native Hawaiian/Other Pacific Islands	30-39 years	Completion	155	250	62%
Clinton	NH Asian/Native Hawaiian/Other Pacific Islands	30-39 years	Initiation	167	250	66.8%
Clinton	NH Asian/Native Hawaiian/Other Pacific Islands	30-39 years	Up-To-Date	45	250	18%
Clinton	NH Asian/Native Hawaiian/Other Pacific Islands	40-49 years	Completion	117	165	70.91%
Clinton	NH Asian/Native Hawaiian/Other Pacific Islands	40-49 years	Initiation	126	165	76.36%
Clinton	NH Asian/Native Hawaiian/Other Pacific Islands	40-49 years	Up-To-Date	38	165	23.03%
Clinton	NH Asian/Native Hawaiian/Other Pacific Islands	50-64 years	Completion	106	165	64.24%
Clinton	NH Asian/Native Hawaiian/Other Pacific Islands	50-64 years	Initiation	115	165	69.7%
Clinton	NH Asian/Native Hawaiian/Other Pacific Islands	50-64 years	Up-To-Date	52	165	31.52%
Clinton	NH Asian/Native Hawaiian/Other Pacific Islands	5-11 years	Completion	94	84	111.9%
Clinton	NH Asian/Native Hawaiian/Other Pacific Islands	5-11 years	Initiation	101	84	120.24%
Clinton	NH Asian/Native Hawaiian/Other Pacific Islands	5-11 years	Up-To-Date	20	84	23.81%
Clinton	NH Asian/Native Hawaiian/Other Pacific Islands	65-74 years	Completion	48	53	90.57%
Clinton	NH Asian/Native Hawaiian/Other Pacific Islands	65-74 years	Initiation	49	53	92.45%
Clinton	NH Asian/Native Hawaiian/Other Pacific Islands	65-74 years	Up-To-Date	18	53	33.96%
Clinton	NH Asian/Native Hawaiian/Other Pacific Islands	under 5 years	Initiation	17	76	22.37%
Clinton	NH Black	12-15 years	Completion	46	100	46%
Clinton	NH Black	12-15 years	Initiation	50	100	50%
Clinton	NH Black	12-15 years	Up-To-Date	11	100	11%
Clinton	NH Black	16-19 years	Completion	80	77	103.9%
Clinton	NH Black	16-19 years	Initiation	84	77	109.09%
Clinton	NH Black	20-29 years	Completion	174	393	44.27%
Clinton	NH Black	20-29 years	Initiation	199	393	50.64%
Clinton	NH Black	20-29 years	Up-To-Date	19	393	4.83%
Clinton	NH Black	30-39 years	Completion	92	190	48.42%
Clinton	NH Black	30-39 years	Initiation	103	190	54.21%

Clinton	NH Black	30-39 years	Up-To-Date	15	190	7.89%
Clinton	NH Black	40-49 years	Completion	99	211	46.92%
Clinton	NH Black	40-49 years	Initiation	103	211	48.82%
Clinton	NH Black	40-49 years	Up-To-Date	24	211	11.37%
Clinton	NH Black	50-64 years	Completion	140	261	53.64%
Clinton	NH Black	50-64 years	Initiation	144	261	55.17%
Clinton	NH Black	50-64 years	Up-To-Date	55	261	21.07%
Clinton	NH Black	5-11 years	Completion	38	123	30.89%
Clinton	NH Black	5-11 years	Initiation	43	123	34.96%
Clinton	NH Black	65-74 years	Completion	62	70	88.57%
Clinton	NH Black	65-74 years	Initiation	64	70	91.43%
Clinton	NH Black	65-74 years	Up-To-Date	35	70	50%
Clinton	NH Black	75+ years	Completion	32	51	62.75%
Clinton	NH Black	75+ years	Initiation	32	51	62.75%
Clinton	NH Black	75+ years	Up-To-Date	17	51	33.33%
Clinton	NH White	12-15 years	Completion	1937	3655	53%
Clinton	NH White	12-15 years	Initiation	2007	3655	54.91%
Clinton	NH White	12-15 years	Up-To-Date	413	3655	11.3%
Clinton	NH White	16-19 years	Completion	1989	3245	61.29%
Clinton	NH White	16-19 years	Initiation	2085	3245	64.25%
Clinton	NH White	16-19 years	Up-To-Date	273	3245	8.41%
Clinton	NH White	20-29 years	Completion	3852	8156	47.23%
Clinton	NH White	20-29 years	Initiation	4122	8156	50.54%
Clinton	NH White	20-29 years	Up-To-Date	576	8156	7.06%
Clinton	NH White	30-39 years	Completion	4531	8661	52.31%
Clinton	NH White	30-39 years	Initiation	4770	8661	55.07%
Clinton	NH White	30-39 years	Up-To-Date	1060	8661	12.24%
Clinton	NH White	40-49 years	Completion	4964	8832	56.2%
Clinton	NH White	40-49 years	Initiation	5127	8832	58.05%
Clinton	NH White	40-49 years	Up-To-Date	1310	8832	14.83%
Clinton	NH White	50-64 years	Completion	10035	15849	63.32%
Clinton	NH White	50-64 years	Initiation	10322	15849	65.13%
Clinton	NH White	50-64 years	Up-To-Date	3657	15849	23.07%
Clinton	NH White	5-11 years	Completion	2333	5808	40.17%
Clinton	NH White	5-11 years	Initiation	2459	5808	42.34%
Clinton	NH White	5-11 years	Up-To-Date	496	5808	8.54%
Clinton	NH White	65-74 years	Completion	6364	7932	80.23%
Clinton	NH White	65-74 years	Initiation	6490	7932	81.82%
Clinton	NH White	65-74 years	Up-To-Date	3514	7932	44.3%
Clinton	NH White	75+ years	Completion	4311	5378	80.16%
Clinton	NH White	75+ years	Initiation	4431	5378	82.39%
Clinton	NH White	75+ years	Up-To-Date	2160	5378	40.16%
Clinton	NH White	under 5 years	Completion	363	3760	9.65%
Clinton	NH White	under 5 years	Initiation	503	3760	13.38%
Clinton	NH White	under 5 years	Up-To-Date	160	3760	4.26%
Crawford	NH White	12-15 years	Completion	201	532	37.78%
Crawford	NH White	12-15 years	Initiation	216	532	40.6%
Crawford	NH White	12-15 years	Up-To-Date	19	532	3.57%
Crawford	NH White	16-19 years	Completion	202	486	41.56%
Crawford	NH White	16-19 years	Initiation	222	486	45.68%
Crawford	NH White	16-19 years	Up-To-Date	19	486	3.91%
Crawford	NH White	20-29 years	Completion	433	1237	35%
Crawford	NH White	20-29 years	Initiation	458	1237	37.03%
Crawford	NH White	20-29 years	Up-To-Date	30	1237	2.43%
Crawford	NH White	30-39 years	Completion	529	1256	42.12%
Crawford	NH White	30-39 years	Initiation	566	1256	45.06%
Crawford	NH White	30-39 years	Up-To-Date	56	1256	4.46%
Crawford	NH White	40-49 years	Completion	591	1314	44.98%
Crawford	NH White	40-49 years	Initiation	625	1314	47.56%
Crawford	NH White	40-49 years	Up-To-Date	81	1314	6.16%
Crawford	NH White	50-64 years	Completion	1815	3446	52.67%
Crawford	NH White	50-64 years	Initiation	1872	3446	54.32%
Crawford	NH White	50-64 years	Up-To-Date	555	3446	16.11%
Crawford	NH White	5-11 years	Completion	123	803	15.32%

Crawford	NH White	5-11 years	Initiation	140	803	17.43%
Crawford	NH White	5-11 years	Up-To-Date	14	803	1.74%
Crawford	NH White	65-74 years	Completion	1239	2030	61.03%
Crawford	NH White	65-74 years	Initiation	1270	2030	62.56%
Crawford	NH White	65-74 years	Up-To-Date	591	2030	29.11%
Crawford	NH White	75+ years	Completion	769	1486	51.75%
Crawford	NH White	75+ years	Initiation	787	1486	52.96%
Crawford	NH White	75+ years	Up-To-Date	365	1486	24.56%
Crawford	NH White	under 5 years	Initiation	12	605	1.98%
Delta	Hispanic	20-29 years	Completion	23	70	32.86%
Delta	Hispanic	20-29 years	Initiation	27	70	38.57%
Delta	Hispanic	30-39 years	Completion	20	89	22.47%
Delta	Hispanic	30-39 years	Initiation	24	89	26.97%
Delta	Hispanic	40-49 years	Completion	20	58	34.48%
Delta	Hispanic	40-49 years	Initiation	21	58	36.21%
Delta	Hispanic	50-64 years	Completion	37	62	59.68%
Delta	Hispanic	50-64 years	Initiation	40	62	64.52%
Delta	Hispanic	5-11 years	Initiation	12	101	11.88%
Delta	NH American Indian/Alaska Native	16-19 years	Completion	19	56	33.93%
Delta	NH American Indian/Alaska Native	16-19 years	Initiation	23	56	41.07%
Delta	NH American Indian/Alaska Native	20-29 years	Completion	65	150	43.33%
Delta	NH American Indian/Alaska Native	20-29 years	Initiation	66	150	44%
Delta	NH American Indian/Alaska Native	30-39 years	Completion	55	115	47.83%
Delta	NH American Indian/Alaska Native	30-39 years	Initiation	57	115	49.57%
Delta	NH American Indian/Alaska Native	40-49 years	Completion	43	107	40.19%
Delta	NH American Indian/Alaska Native	40-49 years	Initiation	43	107	40.19%
Delta	NH American Indian/Alaska Native	50-64 years	Completion	84	174	48.28%
Delta	NH American Indian/Alaska Native	50-64 years	Initiation	88	174	50.57%
Delta	NH American Indian/Alaska Native	50-64 years	Up-To-Date	17	174	9.77%
Delta	NH American Indian/Alaska Native	5-11 years	Completion	13	96	13.54%
Delta	NH American Indian/Alaska Native	5-11 years	Initiation	15	96	15.62%
Delta	NH American Indian/Alaska Native	65-74 years	Completion	39	89	43.82%
Delta	NH American Indian/Alaska Native	65-74 years	Initiation	40	89	44.94%
Delta	NH American Indian/Alaska Native	65-74 years	Up-To-Date	13	89	14.61%
Delta	NH White	12-15 years	Completion	439	1460	30.07%
Delta	NH White	12-15 years	Initiation	489	1460	33.49%
Delta	NH White	12-15 years	Up-To-Date	61	1460	4.18%
Delta	NH White	16-19 years	Completion	549	1416	38.77%
Delta	NH White	16-19 years	Initiation	577	1416	40.75%
Delta	NH White	16-19 years	Up-To-Date	53	1416	3.74%
Delta	NH White	20-29 years	Completion	1117	3160	35.35%
Delta	NH White	20-29 years	Initiation	1219	3160	38.58%
Delta	NH White	20-29 years	Up-To-Date	100	3160	3.16%
Delta	NH White	30-39 years	Completion	1347	3282	41.04%
Delta	NH White	30-39 years	Initiation	1431	3282	43.6%
Delta	NH White	30-39 years	Up-To-Date	201	3282	6.12%
Delta	NH White	40-49 years	Completion	1549	3641	42.54%
Delta	NH White	40-49 years	Initiation	1623	3641	44.58%
Delta	NH White	40-49 years	Up-To-Date	295	3641	8.1%
Delta	NH White	50-64 years	Completion	4086	7704	53.04%
Delta	NH White	50-64 years	Initiation	4237	7704	55%
Delta	NH White	50-64 years	Up-To-Date	1245	7704	16.16%
Delta	NH White	5-11 years	Completion	361	2311	15.62%
Delta	NH White	5-11 years	Initiation	399	2311	17.27%
Delta	NH White	5-11 years	Up-To-Date	57	2311	2.47%
Delta	NH White	65-74 years	Completion	3331	4947	67.33%
Delta	NH White	65-74 years	Initiation	3421	4947	69.15%
Delta	NH White	65-74 years	Up-To-Date	1563	4947	31.59%
Delta	NH White	75+ years	Completion	2198	3650	60.22%
Delta	NH White	75+ years	Initiation	2269	3650	62.16%
Delta	NH White	75+ years	Up-To-Date	943	3650	25.84%
Delta	NH White	under 5 years	Completion	26	1518	1.71%
Delta	NH White	under 5 years	Initiation	44	1518	2.9%
Delta	NH White	under 5 years	Up-To-Date	18	1518	1.19%

Detroit	Hispanic	12-15 years	Completion	2920	4252	68.67%
Detroit	Hispanic	12-15 years	Initiation	3613	4252	84.97%
Detroit	Hispanic	12-15 years	Up-To-Date	181	4252	4.26%
Detroit	Hispanic	16-19 years	Completion	2713	4133	65.64%
Detroit	Hispanic	16-19 years	Initiation	3401	4133	82.29%
Detroit	Hispanic	16-19 years	Up-To-Date	130	4133	3.15%
Detroit	Hispanic	20-29 years	Completion	4591	8546	53.72%
Detroit	Hispanic	20-29 years	Initiation	6032	8546	70.58%
Detroit	Hispanic	20-29 years	Up-To-Date	307	8546	3.59%
Detroit	Hispanic	30-39 years	Completion	4776	8185	58.35%
Detroit	Hispanic	30-39 years	Initiation	6338	8185	77.43%
Detroit	Hispanic	30-39 years	Up-To-Date	435	8185	5.31%
Detroit	Hispanic	40-49 years	Completion	5797	6831	84.86%
Detroit	Hispanic	40-49 years	Initiation	7497	6831	109.75%
Detroit	Hispanic	40-49 years	Up-To-Date	560	6831	8.2%
Detroit	Hispanic	50-64 years	Completion	8866	4974	178.25%
Detroit	Hispanic	50-64 years	Initiation	10911	4974	219.36%
Detroit	Hispanic	50-64 years	Up-To-Date	1540	4974	30.96%
Detroit	Hispanic	5-11 years	Completion	1663	9867	16.85%
Detroit	Hispanic	5-11 years	Initiation	2011	9867	20.38%
Detroit	Hispanic	5-11 years	Up-To-Date	135	9867	1.37%
Detroit	Hispanic	65-74 years	Completion	4119	1872	220.03%
Detroit	Hispanic	65-74 years	Initiation	4820	1872	257.48%
Detroit	Hispanic	65-74 years	Up-To-Date	1405	1872	75.05%
Detroit	Hispanic	75+ years	Completion	2197	1627	135.03%
Detroit	Hispanic	75+ years	Initiation	2657	1627	163.31%
Detroit	Hispanic	75+ years	Up-To-Date	768	1627	47.2%
Detroit	Hispanic	under 5 years	Completion	66	5002	1.32%
Detroit	Hispanic	under 5 years	Initiation	177	5002	3.54%
Detroit	Hispanic	under 5 years	Up-To-Date	48	5002	0.96%
Detroit	NH American Indian/Alaska Native	16-19 years	Completion	27	158	17.09%
Detroit	NH American Indian/Alaska Native	16-19 years	Initiation	29	158	18.35%
Detroit	NH American Indian/Alaska Native	20-29 years	Completion	83	455	18.24%
Detroit	NH American Indian/Alaska Native	20-29 years	Initiation	106	455	23.3%
Detroit	NH American Indian/Alaska Native	20-29 years	Up-To-Date	14	455	3.08%
Detroit	NH American Indian/Alaska Native	30-39 years	Completion	114	524	21.76%
Detroit	NH American Indian/Alaska Native	30-39 years	Initiation	134	524	25.57%
Detroit	NH American Indian/Alaska Native	30-39 years	Up-To-Date	12	524	2.29%
Detroit	NH American Indian/Alaska Native	40-49 years	Completion	90	584	15.41%
Detroit	NH American Indian/Alaska Native	40-49 years	Initiation	104	584	17.81%
Detroit	NH American Indian/Alaska Native	40-49 years	Up-To-Date	18	584	3.08%
Detroit	NH American Indian/Alaska Native	50-64 years	Completion	161	871	18.48%
Detroit	NH American Indian/Alaska Native	50-64 years	Initiation	179	871	20.55%
Detroit	NH American Indian/Alaska Native	50-64 years	Up-To-Date	37	871	4.25%
Detroit	NH American Indian/Alaska Native	5-11 years	Completion	13	421	3.09%
Detroit	NH American Indian/Alaska Native	5-11 years	Initiation	15	421	3.56%
Detroit	NH American Indian/Alaska Native	65-74 years	Completion	93	322	28.88%
Detroit	NH American Indian/Alaska Native	65-74 years	Initiation	100	322	31.06%
Detroit	NH American Indian/Alaska Native	65-74 years	Up-To-Date	36	322	11.18%
Detroit	NH American Indian/Alaska Native	75+ years	Completion	27	292	9.25%
Detroit	NH American Indian/Alaska Native	75+ years	Initiation	28	292	9.59%
Detroit	NH American Indian/Alaska Native	75+ years	Up-To-Date	15	292	5.14%
Detroit	NH Asian/Native Hawaiian/Other Pacific Islands	12-15 years	Completion	209	570	36.67%
Detroit	NH Asian/Native Hawaiian/Other Pacific Islands	12-15 years	Initiation	237	570	41.58%
Detroit	NH Asian/Native Hawaiian/Other Pacific Islands	16-19 years	Completion	120	834	14.39%
Detroit	NH Asian/Native Hawaiian/Other Pacific Islands	16-19 years	Initiation	135	834	16.19%
Detroit	NH Asian/Native Hawaiian/Other Pacific Islands	20-29 years	Completion	784	3204	24.47%
Detroit	NH Asian/Native Hawaiian/Other Pacific Islands	20-29 years	Initiation	887	3204	27.68%
Detroit	NH Asian/Native Hawaiian/Other Pacific Islands	20-29 years	Up-To-Date	117	3204	3.65%
Detroit	NH Asian/Native Hawaiian/Other Pacific Islands	30-39 years	Completion	594	1566	37.93%
Detroit	NH Asian/Native Hawaiian/Other Pacific Islands	30-39 years	Initiation	683	1566	43.61%
Detroit	NH Asian/Native Hawaiian/Other Pacific Islands	30-39 years	Up-To-Date	103	1566	6.58%
Detroit	NH Asian/Native Hawaiian/Other Pacific Islands	40-49 years	Completion	358	1400	25.57%
Detroit	NH Asian/Native Hawaiian/Other Pacific Islands	40-49 years	Initiation	401	1400	28.64%

Detroit	NH Asian/Native Hawaiian/Other Pacific Islands	40-49 years	Up-To-Date	47	1400	3.36%
Detroit	NH Asian/Native Hawaiian/Other Pacific Islands	50-64 years	Completion	524	1650	31.76%
Detroit	NH Asian/Native Hawaiian/Other Pacific Islands	50-64 years	Initiation	582	1650	35.27%
Detroit	NH Asian/Native Hawaiian/Other Pacific Islands	50-64 years	Up-To-Date	72	1650	4.36%
Detroit	NH Asian/Native Hawaiian/Other Pacific Islands	5-11 years	Completion	557	1005	55.42%
Detroit	NH Asian/Native Hawaiian/Other Pacific Islands	5-11 years	Initiation	641	1005	63.78%
Detroit	NH Asian/Native Hawaiian/Other Pacific Islands	5-11 years	Up-To-Date	30	1005	2.99%
Detroit	NH Asian/Native Hawaiian/Other Pacific Islands	65-74 years	Completion	198	311	63.67%
Detroit	NH Asian/Native Hawaiian/Other Pacific Islands	65-74 years	Initiation	214	311	68.81%
Detroit	NH Asian/Native Hawaiian/Other Pacific Islands	65-74 years	Up-To-Date	43	311	13.83%
Detroit	NH Asian/Native Hawaiian/Other Pacific Islands	75+ years	Completion	78	296	26.35%
Detroit	NH Asian/Native Hawaiian/Other Pacific Islands	75+ years	Initiation	85	296	28.72%
Detroit	NH Asian/Native Hawaiian/Other Pacific Islands	75+ years	Up-To-Date	23	296	7.77%
Detroit	NH Asian/Native Hawaiian/Other Pacific Islands	under 5 years	Completion	20	894	2.24%
Detroit	NH Asian/Native Hawaiian/Other Pacific Islands	under 5 years	Initiation	33	894	3.69%
Detroit	NH Asian/Native Hawaiian/Other Pacific Islands	under 5 years	Up-To-Date	17	894	1.9%
Detroit	NH Black	12-15 years	Completion	5945	28280	21.02%
Detroit	NH Black	12-15 years	Initiation	7172	28280	25.36%
Detroit	NH Black	12-15 years	Up-To-Date	564	28280	1.99%
Detroit	NH Black	16-19 years	Completion	6566	24989	26.28%
Detroit	NH Black	16-19 years	Initiation	7926	24989	31.72%
Detroit	NH Black	16-19 years	Up-To-Date	420	24989	1.68%
Detroit	NH Black	20-29 years	Completion	15941	77401	20.6%
Detroit	NH Black	20-29 years	Initiation	19523	77401	25.22%
Detroit	NH Black	20-29 years	Up-To-Date	1053	77401	1.36%
Detroit	NH Black	30-39 years	Completion	18015	63563	28.34%
Detroit	NH Black	30-39 years	Initiation	21093	63563	33.18%
Detroit	NH Black	30-39 years	Up-To-Date	1517	63563	2.39%
Detroit	NH Black	40-49 years	Completion	20629	61169	33.72%
Detroit	NH Black	40-49 years	Initiation	23007	61169	37.61%
Detroit	NH Black	40-49 years	Up-To-Date	2681	61169	4.38%
Detroit	NH Black	50-64 years	Completion	46065	95823	48.07%
Detroit	NH Black	50-64 years	Initiation	49940	95823	52.12%
Detroit	NH Black	50-64 years	Up-To-Date	10749	95823	11.22%
Detroit	NH Black	5-11 years	Completion	5100	51119	9.98%
Detroit	NH Black	5-11 years	Initiation	6666	51119	13.04%
Detroit	NH Black	5-11 years	Up-To-Date	493	51119	0.96%
Detroit	NH Black	65-74 years	Completion	24838	47608	52.17%
Detroit	NH Black	65-74 years	Initiation	26402	47608	55.46%
Detroit	NH Black	65-74 years	Up-To-Date	9294	47608	19.52%
Detroit	NH Black	75+ years	Completion	12787	33214	38.5%
Detroit	NH Black	75+ years	Initiation	13634	33214	41.05%
Detroit	NH Black	75+ years	Up-To-Date	4808	33214	14.48%
Detroit	NH Black	under 5 years	Completion	196	35138	0.56%
Detroit	NH Black	under 5 years	Initiation	792	35138	2.25%
Detroit	NH Black	under 5 years	Up-To-Date	126	35138	0.36%
Detroit	NH White	12-15 years	Completion	835	2359	35.4%
Detroit	NH White	12-15 years	Initiation	948	2359	40.19%
Detroit	NH White	12-15 years	Up-To-Date	83	2359	3.52%
Detroit	NH White	16-19 years	Completion	1076	2903	37.07%
Detroit	NH White	16-19 years	Initiation	1244	2903	42.85%
Detroit	NH White	16-19 years	Up-To-Date	67	2903	2.31%
Detroit	NH White	20-29 years	Completion	4484	14838	30.22%
Detroit	NH White	20-29 years	Initiation	4998	14838	33.68%
Detroit	NH White	20-29 years	Up-To-Date	704	14838	4.74%
Detroit	NH White	30-39 years	Completion	4693	11053	42.46%
Detroit	NH White	30-39 years	Initiation	5194	11053	46.99%
Detroit	NH White	30-39 years	Up-To-Date	1200	11053	10.86%
Detroit	NH White	40-49 years	Completion	3002	8160	36.79%
Detroit	NH White	40-49 years	Initiation	3343	8160	40.97%
Detroit	NH White	40-49 years	Up-To-Date	715	8160	8.76%
Detroit	NH White	50-64 years	Completion	4892	13552	36.1%
Detroit	NH White	50-64 years	Initiation	5273	13552	38.91%
Detroit	NH White	50-64 years	Up-To-Date	1358	13552	10.02%

Detroit	NH White	5-11 years	Completion	778	4178	18.62%
Detroit	NH White	5-11 years	Initiation	896	4178	21.45%
Detroit	NH White	5-11 years	Up-To-Date	129	4178	3.09%
Detroit	NH White	65-74 years	Completion	2835	6382	44.42%
Detroit	NH White	65-74 years	Initiation	3006	6382	47.1%
Detroit	NH White	65-74 years	Up-To-Date	1224	6382	19.18%
Detroit	NH White	75+ years	Completion	1537	4234	36.3%
Detroit	NH White	75+ years	Initiation	1659	4234	39.18%
Detroit	NH White	75+ years	Up-To-Date	653	4234	15.42%
Detroit	NH White	under 5 years	Completion	234	3242	7.22%
Detroit	NH White	under 5 years	Initiation	383	3242	11.81%
Detroit	NH White	under 5 years	Up-To-Date	132	3242	4.07%
Dickinson	Hispanic	20-29 years	Completion	24	77	31.17%
Dickinson	Hispanic	20-29 years	Initiation	25	77	32.47%
Dickinson	Hispanic	30-39 years	Completion	20	60	33.33%
Dickinson	Hispanic	30-39 years	Initiation	21	60	35%
Dickinson	NH White	12-15 years	Completion	317	1088	29.14%
Dickinson	NH White	12-15 years	Initiation	334	1088	30.7%
Dickinson	NH White	12-15 years	Up-To-Date	26	1088	2.39%
Dickinson	NH White	16-19 years	Completion	344	1011	34.03%
Dickinson	NH White	16-19 years	Initiation	373	1011	36.89%
Dickinson	NH White	16-19 years	Up-To-Date	34	1011	3.36%
Dickinson	NH White	20-29 years	Completion	657	2402	27.35%
Dickinson	NH White	20-29 years	Initiation	700	2402	29.14%
Dickinson	NH White	20-29 years	Up-To-Date	65	2402	2.71%
Dickinson	NH White	30-39 years	Completion	762	2645	28.81%
Dickinson	NH White	30-39 years	Initiation	817	2645	30.89%
Dickinson	NH White	30-39 years	Up-To-Date	113	2645	4.27%
Dickinson	NH White	40-49 years	Completion	745	2508	29.7%
Dickinson	NH White	40-49 years	Initiation	788	2508	31.42%
Dickinson	NH White	40-49 years	Up-To-Date	129	2508	5.14%
Dickinson	NH White	50-64 years	Completion	1827	5710	32%
Dickinson	NH White	50-64 years	Initiation	1880	5710	32.92%
Dickinson	NH White	50-64 years	Up-To-Date	503	5710	8.81%
Dickinson	NH White	5-11 years	Completion	264	1769	14.92%
Dickinson	NH White	5-11 years	Initiation	289	1769	16.34%
Dickinson	NH White	5-11 years	Up-To-Date	40	1769	2.26%
Dickinson	NH White	65-74 years	Completion	1048	3105	33.75%
Dickinson	NH White	65-74 years	Initiation	1083	3105	34.88%
Dickinson	NH White	65-74 years	Up-To-Date	458	3105	14.75%
Dickinson	NH White	75+ years	Completion	706	2554	27.64%
Dickinson	NH White	75+ years	Initiation	734	2554	28.74%
Dickinson	NH White	75+ years	Up-To-Date	267	2554	10.45%
Dickinson	NH White	under 5 years	Completion	16	1152	1.39%
Dickinson	NH White	under 5 years	Initiation	22	1152	1.91%
Eaton	Hispanic	12-15 years	Completion	168	447	37.58%
Eaton	Hispanic	12-15 years	Initiation	181	447	40.49%
Eaton	Hispanic	12-15 years	Up-To-Date	22	447	4.92%
Eaton	Hispanic	16-19 years	Completion	194	473	41.01%
Eaton	Hispanic	16-19 years	Initiation	211	473	44.61%
Eaton	Hispanic	16-19 years	Up-To-Date	21	473	4.44%
Eaton	Hispanic	20-29 years	Completion	425	1124	37.81%
Eaton	Hispanic	20-29 years	Initiation	487	1124	43.33%
Eaton	Hispanic	20-29 years	Up-To-Date	58	1124	5.16%
Eaton	Hispanic	30-39 years	Completion	367	1014	36.19%
Eaton	Hispanic	30-39 years	Initiation	421	1014	41.52%
Eaton	Hispanic	30-39 years	Up-To-Date	67	1014	6.61%
Eaton	Hispanic	40-49 years	Completion	386	709	54.44%
Eaton	Hispanic	40-49 years	Initiation	410	709	57.83%
Eaton	Hispanic	40-49 years	Up-To-Date	71	709	10.01%
Eaton	Hispanic	50-64 years	Completion	554	848	65.33%
Eaton	Hispanic	50-64 years	Initiation	580	848	68.4%
Eaton	Hispanic	50-64 years	Up-To-Date	183	848	21.58%
Eaton	Hispanic	5-11 years	Completion	171	726	23.55%

Eaton	Hispanic	5-11 years	Initiation	194	726	26.72%
Eaton	Hispanic	5-11 years	Up-To-Date	21	726	2.89%
Eaton	Hispanic	65-74 years	Completion	240	334	71.86%
Eaton	Hispanic	65-74 years	Initiation	249	334	74.55%
Eaton	Hispanic	65-74 years	Up-To-Date	105	334	31.44%
Eaton	Hispanic	75+ years	Completion	119	183	65.03%
Eaton	Hispanic	75+ years	Initiation	121	183	66.12%
Eaton	Hispanic	75+ years	Up-To-Date	49	183	26.78%
Eaton	Hispanic	under 5 years	Completion	18	389	4.63%
Eaton	Hispanic	under 5 years	Initiation	29	389	7.46%
Eaton	NH American Indian/Alaska Native	20-29 years	Completion	41	78	52.56%
Eaton	NH American Indian/Alaska Native	20-29 years	Initiation	48	78	61.54%
Eaton	NH American Indian/Alaska Native	30-39 years	Completion	37	60	61.67%
Eaton	NH American Indian/Alaska Native	30-39 years	Initiation	38	60	63.33%
Eaton	NH American Indian/Alaska Native	40-49 years	Completion	44	65	67.69%
Eaton	NH American Indian/Alaska Native	40-49 years	Initiation	45	65	69.23%
Eaton	NH American Indian/Alaska Native	50-64 years	Completion	58	92	63.04%
Eaton	NH American Indian/Alaska Native	50-64 years	Initiation	58	92	63.04%
Eaton	NH American Indian/Alaska Native	50-64 years	Up-To-Date	12	92	13.04%
Eaton	NH Asian/Native Hawaiian/Other Pacific Islands	12-15 years	Completion	69	117	58.97%
Eaton	NH Asian/Native Hawaiian/Other Pacific Islands	12-15 years	Initiation	74	117	63.25%
Eaton	NH Asian/Native Hawaiian/Other Pacific Islands	12-15 years	Up-To-Date	13	117	11.11%
Eaton	NH Asian/Native Hawaiian/Other Pacific Islands	16-19 years	Completion	72	132	54.55%
Eaton	NH Asian/Native Hawaiian/Other Pacific Islands	16-19 years	Initiation	75	132	56.82%
Eaton	NH Asian/Native Hawaiian/Other Pacific Islands	16-19 years	Up-To-Date	13	132	9.85%
Eaton	NH Asian/Native Hawaiian/Other Pacific Islands	20-29 years	Completion	207	552	37.5%
Eaton	NH Asian/Native Hawaiian/Other Pacific Islands	20-29 years	Initiation	225	552	40.76%
Eaton	NH Asian/Native Hawaiian/Other Pacific Islands	20-29 years	Up-To-Date	41	552	7.43%
Eaton	NH Asian/Native Hawaiian/Other Pacific Islands	30-39 years	Completion	283	600	47.17%
Eaton	NH Asian/Native Hawaiian/Other Pacific Islands	30-39 years	Initiation	298	600	49.67%
Eaton	NH Asian/Native Hawaiian/Other Pacific Islands	30-39 years	Up-To-Date	47	600	7.83%
Eaton	NH Asian/Native Hawaiian/Other Pacific Islands	40-49 years	Completion	195	317	61.51%
Eaton	NH Asian/Native Hawaiian/Other Pacific Islands	40-49 years	Initiation	209	317	65.93%
Eaton	NH Asian/Native Hawaiian/Other Pacific Islands	40-49 years	Up-To-Date	40	317	12.62%
Eaton	NH Asian/Native Hawaiian/Other Pacific Islands	50-64 years	Completion	232	398	58.29%
Eaton	NH Asian/Native Hawaiian/Other Pacific Islands	50-64 years	Initiation	253	398	63.57%
Eaton	NH Asian/Native Hawaiian/Other Pacific Islands	50-64 years	Up-To-Date	70	398	17.59%
Eaton	NH Asian/Native Hawaiian/Other Pacific Islands	5-11 years	Completion	200	197	101.52%
Eaton	NH Asian/Native Hawaiian/Other Pacific Islands	5-11 years	Initiation	206	197	104.57%
Eaton	NH Asian/Native Hawaiian/Other Pacific Islands	5-11 years	Up-To-Date	29	197	14.72%
Eaton	NH Asian/Native Hawaiian/Other Pacific Islands	65-74 years	Completion	97	181	53.59%
Eaton	NH Asian/Native Hawaiian/Other Pacific Islands	65-74 years	Initiation	102	181	56.35%
Eaton	NH Asian/Native Hawaiian/Other Pacific Islands	65-74 years	Up-To-Date	39	181	21.55%
Eaton	NH Asian/Native Hawaiian/Other Pacific Islands	75+ years	Completion	30	90	33.33%
Eaton	NH Asian/Native Hawaiian/Other Pacific Islands	75+ years	Initiation	30	90	33.33%
Eaton	NH Asian/Native Hawaiian/Other Pacific Islands	75+ years	Up-To-Date	12	90	13.33%
Eaton	NH Asian/Native Hawaiian/Other Pacific Islands	under 5 years	Completion	11	155	7.1%
Eaton	NH Asian/Native Hawaiian/Other Pacific Islands	under 5 years	Initiation	20	155	12.9%
Eaton	NH Black	12-15 years	Completion	212	397	53.4%
Eaton	NH Black	12-15 years	Initiation	226	397	56.93%
Eaton	NH Black	12-15 years	Up-To-Date	28	397	7.05%
Eaton	NH Black	16-19 years	Completion	210	452	46.46%
Eaton	NH Black	16-19 years	Initiation	240	452	53.1%
Eaton	NH Black	16-19 years	Up-To-Date	22	452	4.87%
Eaton	NH Black	20-29 years	Completion	551	1267	43.49%
Eaton	NH Black	20-29 years	Initiation	619	1267	48.86%
Eaton	NH Black	20-29 years	Up-To-Date	47	1267	3.71%
Eaton	NH Black	30-39 years	Completion	499	977	51.07%
Eaton	NH Black	30-39 years	Initiation	539	977	55.17%
Eaton	NH Black	30-39 years	Up-To-Date	53	977	5.42%
Eaton	NH Black	40-49 years	Completion	544	859	63.33%
Eaton	NH Black	40-49 years	Initiation	571	859	66.47%
Eaton	NH Black	40-49 years	Up-To-Date	101	859	11.76%
Eaton	NH Black	50-64 years	Completion	1098	1461	75.15%

Eaton	NH Black	50-64 years	Initiation	1135	1461	77.69%
Eaton	NH Black	50-64 years	Up-To-Date	377	1461	25.8%
Eaton	NH Black	5-11 years	Completion	192	693	27.71%
Eaton	NH Black	5-11 years	Initiation	214	693	30.88%
Eaton	NH Black	5-11 years	Up-To-Date	22	693	3.17%
Eaton	NH Black	65-74 years	Completion	499	677	73.71%
Eaton	NH Black	65-74 years	Initiation	512	677	75.63%
Eaton	NH Black	65-74 years	Up-To-Date	249	677	36.78%
Eaton	NH Black	75+ years	Completion	237	276	85.87%
Eaton	NH Black	75+ years	Initiation	244	276	88.41%
Eaton	NH Black	75+ years	Up-To-Date	104	276	37.68%
Eaton	NH Black	under 5 years	Completion	12	446	2.69%
Eaton	NH Black	under 5 years	Initiation	30	446	6.73%
Eaton	NH White	12-15 years	Completion	1947	3916	49.72%
Eaton	NH White	12-15 years	Initiation	2069	3916	52.83%
Eaton	NH White	12-15 years	Up-To-Date	340	3916	8.68%
Eaton	NH White	16-19 years	Completion	2031	4151	48.93%
Eaton	NH White	16-19 years	Initiation	2146	4151	51.7%
Eaton	NH White	16-19 years	Up-To-Date	245	4151	5.9%
Eaton	NH White	20-29 years	Completion	4875	10659	45.74%
Eaton	NH White	20-29 years	Initiation	5235	10659	49.11%
Eaton	NH White	20-29 years	Up-To-Date	740	10659	6.94%
Eaton	NH White	30-39 years	Completion	5362	11020	48.66%
Eaton	NH White	30-39 years	Initiation	5715	11020	51.86%
Eaton	NH White	30-39 years	Up-To-Date	1115	11020	10.12%
Eaton	NH White	40-49 years	Completion	5674	10528	53.89%
Eaton	NH White	40-49 years	Initiation	5907	10528	56.11%
Eaton	NH White	40-49 years	Up-To-Date	1303	10528	12.38%
Eaton	NH White	50-64 years	Completion	12170	20057	60.68%
Eaton	NH White	50-64 years	Initiation	12574	20057	62.69%
Eaton	NH White	50-64 years	Up-To-Date	4234	20057	21.11%
Eaton	NH White	5-11 years	Completion	2111	6834	30.89%
Eaton	NH White	5-11 years	Initiation	2261	6834	33.08%
Eaton	NH White	5-11 years	Up-To-Date	370	6834	5.41%
Eaton	NH White	65-74 years	Completion	8452	11270	75%
Eaton	NH White	65-74 years	Initiation	8644	11270	76.7%
Eaton	NH White	65-74 years	Up-To-Date	4508	11270	40%
Eaton	NH White	75+ years	Completion	5740	7826	73.35%
Eaton	NH White	75+ years	Initiation	5884	7826	75.19%
Eaton	NH White	75+ years	Up-To-Date	2797	7826	35.74%
Eaton	NH White	under 5 years	Completion	328	4543	7.22%
Eaton	NH White	under 5 years	Initiation	514	4543	11.31%
Eaton	NH White	under 5 years	Up-To-Date	144	4543	3.17%
Emmet	Hispanic	20-29 years	Completion	98	114	85.96%
Emmet	Hispanic	20-29 years	Initiation	109	114	95.61%
Emmet	Hispanic	30-39 years	Completion	75	90	83.33%
Emmet	Hispanic	30-39 years	Initiation	80	90	88.89%
Emmet	Hispanic	40-49 years	Completion	82	83	98.8%
Emmet	Hispanic	40-49 years	Initiation	88	83	106.02%
Emmet	Hispanic	40-49 years	Up-To-Date	18	83	21.69%
Emmet	Hispanic	50-64 years	Completion	86	71	121.13%
Emmet	Hispanic	50-64 years	Initiation	92	71	129.58%
Emmet	Hispanic	50-64 years	Up-To-Date	29	71	40.85%
Emmet	Hispanic	5-11 years	Completion	19	68	27.94%
Emmet	Hispanic	5-11 years	Initiation	21	68	30.88%
Emmet	NH American Indian/Alaska Native	12-15 years	Completion	34	60	56.67%
Emmet	NH American Indian/Alaska Native	12-15 years	Initiation	38	60	63.33%
Emmet	NH American Indian/Alaska Native	16-19 years	Completion	40	63	63.49%
Emmet	NH American Indian/Alaska Native	16-19 years	Initiation	41	63	65.08%
Emmet	NH American Indian/Alaska Native	20-29 years	Completion	69	180	38.33%
Emmet	NH American Indian/Alaska Native	20-29 years	Initiation	73	180	40.56%
Emmet	NH American Indian/Alaska Native	30-39 years	Completion	59	147	40.14%
Emmet	NH American Indian/Alaska Native	30-39 years	Initiation	67	147	45.58%
Emmet	NH American Indian/Alaska Native	40-49 years	Completion	70	136	51.47%

Emmet	NH American Indian/Alaska Native	40-49 years	Initiation	74	136	54.41%
Emmet	NH American Indian/Alaska Native	50-64 years	Completion	122	248	49.19%
Emmet	NH American Indian/Alaska Native	50-64 years	Initiation	124	248	50%
Emmet	NH American Indian/Alaska Native	50-64 years	Up-To-Date	16	248	6.45%
Emmet	NH American Indian/Alaska Native	5-11 years	Completion	28	99	28.28%
Emmet	NH American Indian/Alaska Native	5-11 years	Initiation	34	99	34.34%
Emmet	NH American Indian/Alaska Native	65-74 years	Completion	49	115	42.61%
Emmet	NH American Indian/Alaska Native	65-74 years	Initiation	51	115	44.35%
Emmet	NH American Indian/Alaska Native	75+ years	Completion	16	62	25.81%
Emmet	NH American Indian/Alaska Native	75+ years	Initiation	16	62	25.81%
Emmet	NH Asian/Native Hawaiian/Other Pacific Islands	20-29 years	Completion	12	50	24%
Emmet	NH Asian/Native Hawaiian/Other Pacific Islands	20-29 years	Initiation	12	50	24%
Emmet	NH Black	50-64 years	Completion	28	55	50.91%
Emmet	NH Black	50-64 years	Initiation	29	55	52.73%
Emmet	NH White	12-15 years	Completion	708	1352	52.37%
Emmet	NH White	12-15 years	Initiation	744	1352	55.03%
Emmet	NH White	12-15 years	Up-To-Date	130	1352	9.62%
Emmet	NH White	16-19 years	Completion	730	1305	55.94%
Emmet	NH White	16-19 years	Initiation	773	1305	59.23%
Emmet	NH White	16-19 years	Up-To-Date	77	1305	5.9%
Emmet	NH White	20-29 years	Completion	1594	3253	49%
Emmet	NH White	20-29 years	Initiation	1741	3253	53.52%
Emmet	NH White	20-29 years	Up-To-Date	214	3253	6.58%
Emmet	NH White	30-39 years	Completion	1980	3272	60.51%
Emmet	NH White	30-39 years	Initiation	2080	3272	63.57%
Emmet	NH White	30-39 years	Up-To-Date	377	3272	11.52%
Emmet	NH White	40-49 years	Completion	2043	3434	59.49%
Emmet	NH White	40-49 years	Initiation	2128	3434	61.97%
Emmet	NH White	40-49 years	Up-To-Date	427	3434	12.43%
Emmet	NH White	50-64 years	Completion	4778	6949	68.76%
Emmet	NH White	50-64 years	Initiation	4972	6949	71.55%
Emmet	NH White	50-64 years	Up-To-Date	1707	6949	24.56%
Emmet	NH White	5-11 years	Completion	700	2096	33.4%
Emmet	NH White	5-11 years	Initiation	737	2096	35.16%
Emmet	NH White	5-11 years	Up-To-Date	113	2096	5.39%
Emmet	NH White	65-74 years	Completion	3835	4468	85.83%
Emmet	NH White	65-74 years	Initiation	3969	4468	88.83%
Emmet	NH White	65-74 years	Up-To-Date	2068	4468	46.28%
Emmet	NH White	75+ years	Completion	2469	2994	82.46%
Emmet	NH White	75+ years	Initiation	2572	2994	85.91%
Emmet	NH White	75+ years	Up-To-Date	1247	2994	41.65%
Emmet	NH White	under 5 years	Completion	92	1314	7%
Emmet	NH White	under 5 years	Initiation	135	1314	10.27%
Emmet	NH White	under 5 years	Up-To-Date	40	1314	3.04%
Genesee	Hispanic	12-15 years	Completion	382	1116	34.23%
Genesee	Hispanic	12-15 years	Initiation	414	1116	37.1%
Genesee	Hispanic	12-15 years	Up-To-Date	43	1116	3.85%
Genesee	Hispanic	16-19 years	Completion	383	1139	33.63%
Genesee	Hispanic	16-19 years	Initiation	427	1139	37.49%
Genesee	Hispanic	16-19 years	Up-To-Date	27	1139	2.37%
Genesee	Hispanic	20-29 years	Completion	871	2550	34.16%
Genesee	Hispanic	20-29 years	Initiation	991	2550	38.86%
Genesee	Hispanic	20-29 years	Up-To-Date	70	2550	2.75%
Genesee	Hispanic	30-39 years	Completion	884	2072	42.66%
Genesee	Hispanic	30-39 years	Initiation	1002	2072	48.36%
Genesee	Hispanic	30-39 years	Up-To-Date	102	2072	4.92%
Genesee	Hispanic	40-49 years	Completion	838	1716	48.83%
Genesee	Hispanic	40-49 years	Initiation	923	1716	53.79%
Genesee	Hispanic	40-49 years	Up-To-Date	116	1716	6.76%
Genesee	Hispanic	50-64 years	Completion	1324	1875	70.61%
Genesee	Hispanic	50-64 years	Initiation	1430	1875	76.27%
Genesee	Hispanic	50-64 years	Up-To-Date	346	1875	18.45%
Genesee	Hispanic	5-11 years	Completion	268	1968	13.62%
Genesee	Hispanic	5-11 years	Initiation	297	1968	15.09%

Genesee	Hispanic	5-11 years	Up-To-Date	15	1968	0.76%
Genesee	Hispanic	65-74 years	Completion	573	655	87.48%
Genesee	Hispanic	65-74 years	Initiation	603	655	92.06%
Genesee	Hispanic	65-74 years	Up-To-Date	245	655	37.4%
Genesee	Hispanic	75+ years	Completion	340	401	84.79%
Genesee	Hispanic	75+ years	Initiation	357	401	89.03%
Genesee	Hispanic	75+ years	Up-To-Date	128	401	31.92%
Genesee	Hispanic	under 5 years	Completion	17	997	1.71%
Genesee	Hispanic	under 5 years	Initiation	31	997	3.11%
Genesee	NH American Indian/Alaska Native	12-15 years	Completion	28	85	32.94%
Genesee	NH American Indian/Alaska Native	12-15 years	Initiation	31	85	36.47%
Genesee	NH American Indian/Alaska Native	16-19 years	Completion	40	112	35.71%
Genesee	NH American Indian/Alaska Native	16-19 years	Initiation	44	112	39.29%
Genesee	NH American Indian/Alaska Native	20-29 years	Completion	140	292	47.95%
Genesee	NH American Indian/Alaska Native	20-29 years	Initiation	153	292	52.4%
Genesee	NH American Indian/Alaska Native	20-29 years	Up-To-Date	11	292	3.77%
Genesee	NH American Indian/Alaska Native	30-39 years	Completion	134	272	49.26%
Genesee	NH American Indian/Alaska Native	30-39 years	Initiation	148	272	54.41%
Genesee	NH American Indian/Alaska Native	30-39 years	Up-To-Date	21	272	7.72%
Genesee	NH American Indian/Alaska Native	40-49 years	Completion	123	265	46.42%
Genesee	NH American Indian/Alaska Native	40-49 years	Initiation	135	265	50.94%
Genesee	NH American Indian/Alaska Native	40-49 years	Up-To-Date	24	265	9.06%
Genesee	NH American Indian/Alaska Native	50-64 years	Completion	250	371	67.39%
Genesee	NH American Indian/Alaska Native	50-64 years	Initiation	260	371	70.08%
Genesee	NH American Indian/Alaska Native	50-64 years	Up-To-Date	77	371	20.75%
Genesee	NH American Indian/Alaska Native	5-11 years	Completion	12	119	10.08%
Genesee	NH American Indian/Alaska Native	5-11 years	Initiation	15	119	12.61%
Genesee	NH American Indian/Alaska Native	65-74 years	Completion	117	189	61.9%
Genesee	NH American Indian/Alaska Native	65-74 years	Initiation	120	189	63.49%
Genesee	NH American Indian/Alaska Native	65-74 years	Up-To-Date	49	189	25.93%
Genesee	NH American Indian/Alaska Native	75+ years	Completion	94	71	132.39%
Genesee	NH American Indian/Alaska Native	75+ years	Initiation	103	71	145.07%
Genesee	NH American Indian/Alaska Native	75+ years	Up-To-Date	40	71	56.34%
Genesee	NH Asian/Native Hawaiian/Other Pacific Islands	12-15 years	Completion	148	188	78.72%
Genesee	NH Asian/Native Hawaiian/Other Pacific Islands	12-15 years	Initiation	157	188	83.51%
Genesee	NH Asian/Native Hawaiian/Other Pacific Islands	12-15 years	Up-To-Date	22	188	11.7%
Genesee	NH Asian/Native Hawaiian/Other Pacific Islands	16-19 years	Completion	135	208	64.9%
Genesee	NH Asian/Native Hawaiian/Other Pacific Islands	16-19 years	Initiation	143	208	68.75%
Genesee	NH Asian/Native Hawaiian/Other Pacific Islands	16-19 years	Up-To-Date	18	208	8.65%
Genesee	NH Asian/Native Hawaiian/Other Pacific Islands	20-29 years	Completion	398	528	75.38%
Genesee	NH Asian/Native Hawaiian/Other Pacific Islands	20-29 years	Initiation	432	528	81.82%
Genesee	NH Asian/Native Hawaiian/Other Pacific Islands	20-29 years	Up-To-Date	40	528	7.58%
Genesee	NH Asian/Native Hawaiian/Other Pacific Islands	30-39 years	Completion	391	611	63.99%
Genesee	NH Asian/Native Hawaiian/Other Pacific Islands	30-39 years	Initiation	447	611	73.16%
Genesee	NH Asian/Native Hawaiian/Other Pacific Islands	30-39 years	Up-To-Date	60	611	9.82%
Genesee	NH Asian/Native Hawaiian/Other Pacific Islands	40-49 years	Completion	385	599	64.27%
Genesee	NH Asian/Native Hawaiian/Other Pacific Islands	40-49 years	Initiation	411	599	68.61%
Genesee	NH Asian/Native Hawaiian/Other Pacific Islands	40-49 years	Up-To-Date	80	599	13.36%
Genesee	NH Asian/Native Hawaiian/Other Pacific Islands	50-64 years	Completion	527	851	61.93%
Genesee	NH Asian/Native Hawaiian/Other Pacific Islands	50-64 years	Initiation	564	851	66.27%
Genesee	NH Asian/Native Hawaiian/Other Pacific Islands	50-64 years	Up-To-Date	156	851	18.33%
Genesee	NH Asian/Native Hawaiian/Other Pacific Islands	5-11 years	Completion	230	275	83.64%
Genesee	NH Asian/Native Hawaiian/Other Pacific Islands	5-11 years	Initiation	255	275	92.73%
Genesee	NH Asian/Native Hawaiian/Other Pacific Islands	5-11 years	Up-To-Date	23	275	8.36%
Genesee	NH Asian/Native Hawaiian/Other Pacific Islands	65-74 years	Completion	285	427	66.74%
Genesee	NH Asian/Native Hawaiian/Other Pacific Islands	65-74 years	Initiation	300	427	70.26%
Genesee	NH Asian/Native Hawaiian/Other Pacific Islands	65-74 years	Up-To-Date	137	427	32.08%
Genesee	NH Asian/Native Hawaiian/Other Pacific Islands	75+ years	Completion	162	294	55.1%
Genesee	NH Asian/Native Hawaiian/Other Pacific Islands	75+ years	Initiation	167	294	56.8%
Genesee	NH Asian/Native Hawaiian/Other Pacific Islands	75+ years	Up-To-Date	77	294	26.19%
Genesee	NH Black	12-15 years	Completion	1419	4706	30.15%
Genesee	NH Black	12-15 years	Initiation	1617	4706	34.36%
Genesee	NH Black	12-15 years	Up-To-Date	144	4706	3.06%
Genesee	NH Black	16-19 years	Completion	1526	4596	33.2%

Genesee	NH Black	16-19 years	Initiation	1727	4596	37.58%
Genesee	NH Black	16-19 years	Up-To-Date	123	4596	2.68%
Genesee	NH Black	20-29 years	Completion	3282	12630	25.99%
Genesee	NH Black	20-29 years	Initiation	3920	12630	31.04%
Genesee	NH Black	20-29 years	Up-To-Date	195	12630	1.54%
Genesee	NH Black	30-39 years	Completion	3293	9210	35.75%
Genesee	NH Black	30-39 years	Initiation	3768	9210	40.91%
Genesee	NH Black	30-39 years	Up-To-Date	256	9210	2.78%
Genesee	NH Black	40-49 years	Completion	4236	9227	45.91%
Genesee	NH Black	40-49 years	Initiation	4587	9227	49.71%
Genesee	NH Black	40-49 years	Up-To-Date	527	9227	5.71%
Genesee	NH Black	50-64 years	Completion	9178	14830	61.89%
Genesee	NH Black	50-64 years	Initiation	9709	14830	65.47%
Genesee	NH Black	50-64 years	Up-To-Date	2191	14830	14.77%
Genesee	NH Black	5-11 years	Completion	1088	8572	12.69%
Genesee	NH Black	5-11 years	Initiation	1345	8572	15.69%
Genesee	NH Black	5-11 years	Up-To-Date	100	8572	1.17%
Genesee	NH Black	65-74 years	Completion	4978	6907	72.07%
Genesee	NH Black	65-74 years	Initiation	5163	6907	74.75%
Genesee	NH Black	65-74 years	Up-To-Date	2023	6907	29.29%
Genesee	NH Black	75+ years	Completion	2841	4381	64.85%
Genesee	NH Black	75+ years	Initiation	2947	4381	67.27%
Genesee	NH Black	75+ years	Up-To-Date	1034	4381	23.6%
Genesee	NH Black	under 5 years	Completion	38	6147	0.62%
Genesee	NH Black	under 5 years	Initiation	110	6147	1.79%
Genesee	NH Black	under 5 years	Up-To-Date	20	6147	0.33%
Genesee	NH White	12-15 years	Completion	5555	13778	40.32%
Genesee	NH White	12-15 years	Initiation	5937	13778	43.09%
Genesee	NH White	12-15 years	Up-To-Date	561	13778	4.07%
Genesee	NH White	16-19 years	Completion	6221	13217	47.07%
Genesee	NH White	16-19 years	Initiation	6632	13217	50.18%
Genesee	NH White	16-19 years	Up-To-Date	572	13217	4.33%
Genesee	NH White	20-29 years	Completion	13989	34658	40.36%
Genesee	NH White	20-29 years	Initiation	15325	34658	44.22%
Genesee	NH White	20-29 years	Up-To-Date	1210	34658	3.49%
Genesee	NH White	30-39 years	Completion	14437	33606	42.96%
Genesee	NH White	30-39 years	Initiation	15548	33606	46.27%
Genesee	NH White	30-39 years	Up-To-Date	1858	33606	5.53%
Genesee	NH White	40-49 years	Completion	17752	36521	48.61%
Genesee	NH White	40-49 years	Initiation	18720	36521	51.26%
Genesee	NH White	40-49 years	Up-To-Date	2862	36521	7.84%
Genesee	NH White	50-64 years	Completion	39449	65741	60.01%
Genesee	NH White	50-64 years	Initiation	41018	65741	62.39%
Genesee	NH White	50-64 years	Up-To-Date	11134	65741	16.94%
Genesee	NH White	5-11 years	Completion	4502	22101	20.37%
Genesee	NH White	5-11 years	Initiation	5001	22101	22.63%
Genesee	NH White	5-11 years	Up-To-Date	481	22101	2.18%
Genesee	NH White	65-74 years	Completion	24847	33655	73.83%
Genesee	NH White	65-74 years	Initiation	25605	33655	76.08%
Genesee	NH White	65-74 years	Up-To-Date	11410	33655	33.9%
Genesee	NH White	75+ years	Completion	17574	25380	69.24%
Genesee	NH White	75+ years	Initiation	18229	25380	71.82%
Genesee	NH White	75+ years	Up-To-Date	7508	25380	29.58%
Genesee	NH White	under 5 years	Completion	299	15055	1.99%
Genesee	NH White	under 5 years	Initiation	585	15055	3.89%
Genesee	NH White	under 5 years	Up-To-Date	164	15055	1.09%
Gladwin	Hispanic	20-29 years	Completion	17	79	21.52%
Gladwin	Hispanic	20-29 years	Initiation	22	79	27.85%
Gladwin	Hispanic	30-39 years	Completion	27	70	38.57%
Gladwin	Hispanic	30-39 years	Initiation	31	70	44.29%
Gladwin	Hispanic	50-64 years	Completion	47	83	56.63%
Gladwin	Hispanic	50-64 years	Initiation	49	83	59.04%
Gladwin	Hispanic	50-64 years	Up-To-Date	15	83	18.07%
Gladwin	NH White	12-15 years	Completion	218	989	22.04%

Gladwin	NH White	12-15 years	Initiation	233	989	23.56%
Gladwin	NH White	12-15 years	Up-To-Date	14	989	1.42%
Gladwin	NH White	16-19 years	Completion	269	964	27.9%
Gladwin	NH White	16-19 years	Initiation	288	964	29.88%
Gladwin	NH White	16-19 years	Up-To-Date	17	964	1.76%
Gladwin	NH White	20-29 years	Completion	582	2183	26.66%
Gladwin	NH White	20-29 years	Initiation	650	2183	29.78%
Gladwin	NH White	20-29 years	Up-To-Date	46	2183	2.11%
Gladwin	NH White	30-39 years	Completion	635	2251	28.21%
Gladwin	NH White	30-39 years	Initiation	688	2251	30.56%
Gladwin	NH White	30-39 years	Up-To-Date	56	2251	2.49%
Gladwin	NH White	40-49 years	Completion	874	2457	35.57%
Gladwin	NH White	40-49 years	Initiation	928	2457	37.77%
Gladwin	NH White	40-49 years	Up-To-Date	91	2457	3.7%
Gladwin	NH White	50-64 years	Completion	2965	5841	50.76%
Gladwin	NH White	50-64 years	Initiation	3103	5841	53.12%
Gladwin	NH White	50-64 years	Up-To-Date	792	5841	13.56%
Gladwin	NH White	5-11 years	Completion	205	1623	12.63%
Gladwin	NH White	5-11 years	Initiation	221	1623	13.62%
Gladwin	NH White	5-11 years	Up-To-Date	14	1623	0.86%
Gladwin	NH White	65-74 years	Completion	2313	3913	59.11%
Gladwin	NH White	65-74 years	Initiation	2392	3913	61.13%
Gladwin	NH White	65-74 years	Up-To-Date	979	3913	25.02%
Gladwin	NH White	75+ years	Completion	1569	2796	56.12%
Gladwin	NH White	75+ years	Initiation	1618	2796	57.87%
Gladwin	NH White	75+ years	Up-To-Date	677	2796	24.21%
Gladwin	NH White	under 5 years	Completion	11	1242	0.89%
Gladwin	NH White	under 5 years	Initiation	17	1242	1.37%
Gogebic	NH American Indian/Alaska Native	20-29 years	Completion	21	54	38.89%
Gogebic	NH American Indian/Alaska Native	20-29 years	Initiation	23	54	42.59%
Gogebic	NH American Indian/Alaska Native	50-64 years	Completion	51	81	62.96%
Gogebic	NH American Indian/Alaska Native	50-64 years	Initiation	52	81	64.2%
Gogebic	NH American Indian/Alaska Native	50-64 years	Up-To-Date	22	81	27.16%
Gogebic	NH White	12-15 years	Completion	142	456	31.14%
Gogebic	NH White	12-15 years	Initiation	154	456	33.77%
Gogebic	NH White	12-15 years	Up-To-Date	18	456	3.95%
Gogebic	NH White	16-19 years	Completion	166	470	35.32%
Gogebic	NH White	16-19 years	Initiation	175	470	37.23%
Gogebic	NH White	16-19 years	Up-To-Date	17	470	3.62%
Gogebic	NH White	20-29 years	Completion	404	1159	34.86%
Gogebic	NH White	20-29 years	Initiation	436	1159	37.62%
Gogebic	NH White	20-29 years	Up-To-Date	59	1159	5.09%
Gogebic	NH White	30-39 years	Completion	510	1247	40.9%
Gogebic	NH White	30-39 years	Initiation	546	1247	43.79%
Gogebic	NH White	30-39 years	Up-To-Date	77	1247	6.17%
Gogebic	NH White	40-49 years	Completion	583	1261	46.23%
Gogebic	NH White	40-49 years	Initiation	604	1261	47.9%
Gogebic	NH White	40-49 years	Up-To-Date	133	1261	10.55%
Gogebic	NH White	50-64 years	Completion	1451	3126	46.42%
Gogebic	NH White	50-64 years	Initiation	1493	3126	47.76%
Gogebic	NH White	50-64 years	Up-To-Date	460	3126	14.72%
Gogebic	NH White	5-11 years	Completion	138	765	18.04%
Gogebic	NH White	5-11 years	Initiation	150	765	19.61%
Gogebic	NH White	5-11 years	Up-To-Date	25	765	3.27%
Gogebic	NH White	65-74 years	Completion	1263	2207	57.23%
Gogebic	NH White	65-74 years	Initiation	1289	2207	58.41%
Gogebic	NH White	65-74 years	Up-To-Date	619	2207	28.05%
Gogebic	NH White	75+ years	Completion	780	1680	46.43%
Gogebic	NH White	75+ years	Initiation	800	1680	47.62%
Gogebic	NH White	75+ years	Up-To-Date	342	1680	20.36%
Gogebic	NH White	under 5 years	Completion	28	515	5.44%
Gogebic	NH White	under 5 years	Initiation	31	515	6.02%
Grand Traverse	Hispanic	12-15 years	Completion	164	199	82.41%
Grand Traverse	Hispanic	12-15 years	Initiation	175	199	87.94%

Grand Traverse	Hispanic	12-15 years	Up-To-Date	20	199	10.05%
Grand Traverse	Hispanic	16-19 years	Completion	174	183	95.08%
Grand Traverse	Hispanic	16-19 years	Initiation	193	183	105.46%
Grand Traverse	Hispanic	16-19 years	Up-To-Date	22	183	12.02%
Grand Traverse	Hispanic	20-29 years	Completion	275	474	58.02%
Grand Traverse	Hispanic	20-29 years	Initiation	320	474	67.51%
Grand Traverse	Hispanic	20-29 years	Up-To-Date	35	474	7.38%
Grand Traverse	Hispanic	30-39 years	Completion	236	406	58.13%
Grand Traverse	Hispanic	30-39 years	Initiation	266	406	65.52%
Grand Traverse	Hispanic	30-39 years	Up-To-Date	31	406	7.64%
Grand Traverse	Hispanic	40-49 years	Completion	227	333	68.17%
Grand Traverse	Hispanic	40-49 years	Initiation	254	333	76.28%
Grand Traverse	Hispanic	40-49 years	Up-To-Date	50	333	15.02%
Grand Traverse	Hispanic	50-64 years	Completion	245	287	85.37%
Grand Traverse	Hispanic	50-64 years	Initiation	268	287	93.38%
Grand Traverse	Hispanic	50-64 years	Up-To-Date	77	287	26.83%
Grand Traverse	Hispanic	5-11 years	Completion	90	414	21.74%
Grand Traverse	Hispanic	5-11 years	Initiation	106	414	25.6%
Grand Traverse	Hispanic	5-11 years	Up-To-Date	17	414	4.11%
Grand Traverse	Hispanic	65-74 years	Completion	106	89	119.1%
Grand Traverse	Hispanic	65-74 years	Initiation	108	89	121.35%
Grand Traverse	Hispanic	65-74 years	Up-To-Date	58	89	65.17%
Grand Traverse	Hispanic	75+ years	Completion	55	53	103.77%
Grand Traverse	Hispanic	75+ years	Initiation	58	53	109.43%
Grand Traverse	Hispanic	75+ years	Up-To-Date	21	53	39.62%
Grand Traverse	Hispanic	under 5 years	Completion	17	321	5.3%
Grand Traverse	Hispanic	under 5 years	Initiation	32	321	9.97%
Grand Traverse	Hispanic	under 5 years	Up-To-Date	15	321	4.67%
Grand Traverse	NH American Indian/Alaska Native	12-15 years	Completion	40	57	70.18%
Grand Traverse	NH American Indian/Alaska Native	12-15 years	Initiation	41	57	71.93%
Grand Traverse	NH American Indian/Alaska Native	12-15 years	Up-To-Date	11	57	19.3%
Grand Traverse	NH American Indian/Alaska Native	16-19 years	Completion	36	70	51.43%
Grand Traverse	NH American Indian/Alaska Native	16-19 years	Initiation	39	70	55.71%
Grand Traverse	NH American Indian/Alaska Native	20-29 years	Completion	92	152	60.53%
Grand Traverse	NH American Indian/Alaska Native	20-29 years	Initiation	101	152	66.45%
Grand Traverse	NH American Indian/Alaska Native	30-39 years	Completion	77	139	55.4%
Grand Traverse	NH American Indian/Alaska Native	30-39 years	Initiation	85	139	61.15%
Grand Traverse	NH American Indian/Alaska Native	30-39 years	Up-To-Date	11	139	7.91%
Grand Traverse	NH American Indian/Alaska Native	40-49 years	Completion	87	147	59.18%
Grand Traverse	NH American Indian/Alaska Native	40-49 years	Initiation	91	147	61.9%
Grand Traverse	NH American Indian/Alaska Native	40-49 years	Up-To-Date	19	147	12.93%
Grand Traverse	NH American Indian/Alaska Native	50-64 years	Completion	133	193	68.91%
Grand Traverse	NH American Indian/Alaska Native	50-64 years	Initiation	137	193	70.98%
Grand Traverse	NH American Indian/Alaska Native	50-64 years	Up-To-Date	52	193	26.94%
Grand Traverse	NH American Indian/Alaska Native	5-11 years	Completion	29	96	30.21%
Grand Traverse	NH American Indian/Alaska Native	5-11 years	Initiation	32	96	33.33%
Grand Traverse	NH American Indian/Alaska Native	65-74 years	Completion	45	100	45%
Grand Traverse	NH American Indian/Alaska Native	65-74 years	Initiation	47	100	47%
Grand Traverse	NH American Indian/Alaska Native	65-74 years	Up-To-Date	29	100	29%
Grand Traverse	NH Asian/Native Hawaiian/Other Pacific Islands	20-29 years	Completion	79	124	63.71%
Grand Traverse	NH Asian/Native Hawaiian/Other Pacific Islands	20-29 years	Initiation	89	124	71.77%
Grand Traverse	NH Asian/Native Hawaiian/Other Pacific Islands	20-29 years	Up-To-Date	19	124	15.32%
Grand Traverse	NH Asian/Native Hawaiian/Other Pacific Islands	30-39 years	Completion	101	127	79.53%
Grand Traverse	NH Asian/Native Hawaiian/Other Pacific Islands	30-39 years	Initiation	108	127	85.04%
Grand Traverse	NH Asian/Native Hawaiian/Other Pacific Islands	30-39 years	Up-To-Date	16	127	12.6%
Grand Traverse	NH Asian/Native Hawaiian/Other Pacific Islands	40-49 years	Completion	89	136	65.44%
Grand Traverse	NH Asian/Native Hawaiian/Other Pacific Islands	40-49 years	Initiation	96	136	70.59%
Grand Traverse	NH Asian/Native Hawaiian/Other Pacific Islands	40-49 years	Up-To-Date	22	136	16.18%
Grand Traverse	NH Asian/Native Hawaiian/Other Pacific Islands	50-64 years	Completion	81	99	81.82%
Grand Traverse	NH Asian/Native Hawaiian/Other Pacific Islands	50-64 years	Initiation	87	99	87.88%
Grand Traverse	NH Asian/Native Hawaiian/Other Pacific Islands	50-64 years	Up-To-Date	33	99	33.33%
Grand Traverse	NH Asian/Native Hawaiian/Other Pacific Islands	5-11 years	Completion	53	52	101.92%
Grand Traverse	NH Asian/Native Hawaiian/Other Pacific Islands	5-11 years	Initiation	57	52	109.62%
Grand Traverse	NH Asian/Native Hawaiian/Other Pacific Islands	5-11 years	Up-To-Date	15	52	28.85%

Grand Traverse	NH Asian/Native Hawaiian/Other Pacific Islands	65-74 years	Completion	37	53	69.81%
Grand Traverse	NH Asian/Native Hawaiian/Other Pacific Islands	65-74 years	Initiation	37	53	69.81%
Grand Traverse	NH Asian/Native Hawaiian/Other Pacific Islands	65-74 years	Up-To-Date	28	53	52.83%
Grand Traverse	NH Black	16-19 years	Completion	46	50	92%
Grand Traverse	NH Black	16-19 years	Initiation	50	50	100%
Grand Traverse	NH Black	20-29 years	Completion	85	118	72.03%
Grand Traverse	NH Black	20-29 years	Initiation	96	118	81.36%
Grand Traverse	NH Black	30-39 years	Completion	68	127	53.54%
Grand Traverse	NH Black	30-39 years	Initiation	72	127	56.69%
Grand Traverse	NH Black	40-49 years	Completion	63	115	54.78%
Grand Traverse	NH Black	40-49 years	Initiation	67	115	58.26%
Grand Traverse	NH Black	50-64 years	Completion	70	110	63.64%
Grand Traverse	NH Black	50-64 years	Initiation	73	110	66.36%
Grand Traverse	NH Black	50-64 years	Up-To-Date	21	110	19.09%
Grand Traverse	NH White	12-15 years	Completion	2149	3901	55.09%
Grand Traverse	NH White	12-15 years	Initiation	2301	3901	58.98%
Grand Traverse	NH White	12-15 years	Up-To-Date	307	3901	7.87%
Grand Traverse	NH White	16-19 years	Completion	2345	3695	63.46%
Grand Traverse	NH White	16-19 years	Initiation	2466	3695	66.74%
Grand Traverse	NH White	16-19 years	Up-To-Date	288	3695	7.79%
Grand Traverse	NH White	20-29 years	Completion	4818	9586	50.26%
Grand Traverse	NH White	20-29 years	Initiation	5191	9586	54.15%
Grand Traverse	NH White	20-29 years	Up-To-Date	624	9586	6.51%
Grand Traverse	NH White	30-39 years	Completion	6291	10767	58.43%
Grand Traverse	NH White	30-39 years	Initiation	6658	10767	61.84%
Grand Traverse	NH White	30-39 years	Up-To-Date	1402	10767	13.02%
Grand Traverse	NH White	40-49 years	Completion	6125	9956	61.52%
Grand Traverse	NH White	40-49 years	Initiation	6355	9956	63.83%
Grand Traverse	NH White	40-49 years	Up-To-Date	1520	9956	15.27%
Grand Traverse	NH White	50-64 years	Completion	12736	19058	66.83%
Grand Traverse	NH White	50-64 years	Initiation	13130	19058	68.89%
Grand Traverse	NH White	50-64 years	Up-To-Date	4528	19058	23.76%
Grand Traverse	NH White	5-11 years	Completion	2513	6310	39.83%
Grand Traverse	NH White	5-11 years	Initiation	2725	6310	43.19%
Grand Traverse	NH White	5-11 years	Up-To-Date	423	6310	6.7%
Grand Traverse	NH White	65-74 years	Completion	8880	11363	78.15%
Grand Traverse	NH White	65-74 years	Initiation	9139	11363	80.43%
Grand Traverse	NH White	65-74 years	Up-To-Date	4973	11363	43.76%
Grand Traverse	NH White	75+ years	Completion	5594	7474	74.85%
Grand Traverse	NH White	75+ years	Initiation	5811	7474	77.75%
Grand Traverse	NH White	75+ years	Up-To-Date	2746	7474	36.74%
Grand Traverse	NH White	under 5 years	Completion	353	4149	8.51%
Grand Traverse	NH White	under 5 years	Initiation	626	4149	15.09%
Grand Traverse	NH White	under 5 years	Up-To-Date	266	4149	6.41%
Gratiot	Hispanic	12-15 years	Completion	43	211	20.38%
Gratiot	Hispanic	12-15 years	Initiation	56	211	26.54%
Gratiot	Hispanic	16-19 years	Completion	46	201	22.89%
Gratiot	Hispanic	16-19 years	Initiation	60	201	29.85%
Gratiot	Hispanic	20-29 years	Completion	129	390	33.08%
Gratiot	Hispanic	20-29 years	Initiation	150	390	38.46%
Gratiot	Hispanic	30-39 years	Completion	128	371	34.5%
Gratiot	Hispanic	30-39 years	Initiation	146	371	39.35%
Gratiot	Hispanic	30-39 years	Up-To-Date	13	371	3.5%
Gratiot	Hispanic	40-49 years	Completion	105	298	35.23%
Gratiot	Hispanic	40-49 years	Initiation	119	298	39.93%
Gratiot	Hispanic	40-49 years	Up-To-Date	13	298	4.36%
Gratiot	Hispanic	50-64 years	Completion	145	299	48.49%
Gratiot	Hispanic	50-64 years	Initiation	155	299	51.84%
Gratiot	Hispanic	50-64 years	Up-To-Date	36	299	12.04%
Gratiot	Hispanic	5-11 years	Completion	38	362	10.5%
Gratiot	Hispanic	5-11 years	Initiation	40	362	11.05%
Gratiot	Hispanic	65-74 years	Completion	76	111	68.47%
Gratiot	Hispanic	65-74 years	Initiation	78	111	70.27%
Gratiot	Hispanic	65-74 years	Up-To-Date	26	111	23.42%

Gratiot	Hispanic	75+ years	Completion	40	84	47.62%
Gratiot	Hispanic	75+ years	Initiation	41	84	48.81%
Gratiot	Hispanic	75+ years	Up-To-Date	11	84	13.1%
Gratiot	NH Black	16-19 years	Completion	12	87	13.79%
Gratiot	NH Black	16-19 years	Initiation	12	87	13.79%
Gratiot	NH Black	20-29 years	Completion	26	790	3.29%
Gratiot	NH Black	20-29 years	Initiation	30	790	3.8%
Gratiot	NH Black	30-39 years	Completion	39	674	5.79%
Gratiot	NH Black	30-39 years	Initiation	41	674	6.08%
Gratiot	NH Black	40-49 years	Completion	30	529	5.67%
Gratiot	NH Black	40-49 years	Initiation	30	529	5.67%
Gratiot	NH Black	50-64 years	Completion	56	278	20.14%
Gratiot	NH Black	50-64 years	Initiation	57	278	20.5%
Gratiot	NH Black	50-64 years	Up-To-Date	15	278	5.4%
Gratiot	NH White	12-15 years	Completion	446	1570	28.41%
Gratiot	NH White	12-15 years	Initiation	475	1570	30.25%
Gratiot	NH White	12-15 years	Up-To-Date	38	1570	2.42%
Gratiot	NH White	16-19 years	Completion	636	2005	31.72%
Gratiot	NH White	16-19 years	Initiation	688	2005	34.31%
Gratiot	NH White	16-19 years	Up-To-Date	57	2005	2.84%
Gratiot	NH White	20-29 years	Completion	1337	4664	28.67%
Gratiot	NH White	20-29 years	Initiation	1451	4664	31.11%
Gratiot	NH White	20-29 years	Up-To-Date	108	4664	2.32%
Gratiot	NH White	30-39 years	Completion	1489	4106	36.26%
Gratiot	NH White	30-39 years	Initiation	1588	4106	38.68%
Gratiot	NH White	30-39 years	Up-To-Date	185	4106	4.51%
Gratiot	NH White	40-49 years	Completion	1729	4151	41.65%
Gratiot	NH White	40-49 years	Initiation	1786	4151	43.03%
Gratiot	NH White	40-49 years	Up-To-Date	281	4151	6.77%
Gratiot	NH White	50-64 years	Completion	4130	7225	57.16%
Gratiot	NH White	50-64 years	Initiation	4272	7225	59.13%
Gratiot	NH White	50-64 years	Up-To-Date	1153	7225	15.96%
Gratiot	NH White	5-11 years	Completion	389	2551	15.25%
Gratiot	NH White	5-11 years	Initiation	447	2551	17.52%
Gratiot	NH White	5-11 years	Up-To-Date	44	2551	1.72%
Gratiot	NH White	65-74 years	Completion	2843	3785	75.11%
Gratiot	NH White	65-74 years	Initiation	2899	3785	76.59%
Gratiot	NH White	65-74 years	Up-To-Date	1222	3785	32.29%
Gratiot	NH White	75+ years	Completion	2189	3145	69.6%
Gratiot	NH White	75+ years	Initiation	2250	3145	71.54%
Gratiot	NH White	75+ years	Up-To-Date	941	3145	29.92%
Gratiot	NH White	under 5 years	Completion	25	1619	1.54%
Gratiot	NH White	under 5 years	Initiation	56	1619	3.46%
Gratiot	NH White	under 5 years	Up-To-Date	18	1619	1.11%
Hillsdale	Hispanic	12-15 years	Completion	24	95	25.26%
Hillsdale	Hispanic	12-15 years	Initiation	24	95	25.26%
Hillsdale	Hispanic	16-19 years	Completion	28	105	26.67%
Hillsdale	Hispanic	16-19 years	Initiation	30	105	28.57%
Hillsdale	Hispanic	20-29 years	Completion	42	177	23.73%
Hillsdale	Hispanic	20-29 years	Initiation	48	177	27.12%
Hillsdale	Hispanic	30-39 years	Completion	51	135	37.78%
Hillsdale	Hispanic	30-39 years	Initiation	55	135	40.74%
Hillsdale	Hispanic	40-49 years	Completion	35	139	25.18%
Hillsdale	Hispanic	40-49 years	Initiation	42	139	30.22%
Hillsdale	Hispanic	50-64 years	Completion	73	108	67.59%
Hillsdale	Hispanic	50-64 years	Initiation	77	108	71.3%
Hillsdale	Hispanic	50-64 years	Up-To-Date	20	108	18.52%
Hillsdale	Hispanic	5-11 years	Completion	15	155	9.68%
Hillsdale	Hispanic	5-11 years	Initiation	16	155	10.32%
Hillsdale	Hispanic	65-74 years	Completion	29	73	39.73%
Hillsdale	Hispanic	65-74 years	Initiation	33	73	45.21%
Hillsdale	Hispanic	65-74 years	Up-To-Date	12	73	16.44%
Hillsdale	NH American Indian/Alaska Native	50-64 years	Completion	16	57	28.07%
Hillsdale	NH American Indian/Alaska Native	50-64 years	Initiation	19	57	33.33%

Hillsdale	NH Asian/Native Hawaiian/Other Pacific Islands	50-64 years	Completion	12	52	23.08%
Hillsdale	NH Asian/Native Hawaiian/Other Pacific Islands	50-64 years	Initiation	12	52	23.08%
Hillsdale	NH Black	50-64 years	Completion	21	54	38.89%
Hillsdale	NH Black	50-64 years	Initiation	21	54	38.89%
Hillsdale	NH White	12-15 years	Completion	389	2091	18.6%
Hillsdale	NH White	12-15 years	Initiation	419	2091	20.04%
Hillsdale	NH White	12-15 years	Up-To-Date	46	2091	2.2%
Hillsdale	NH White	16-19 years	Completion	544	2355	23.1%
Hillsdale	NH White	16-19 years	Initiation	600	2355	25.48%
Hillsdale	NH White	16-19 years	Up-To-Date	35	2355	1.49%
Hillsdale	NH White	20-29 years	Completion	1119	5036	22.22%
Hillsdale	NH White	20-29 years	Initiation	1236	5036	24.54%
Hillsdale	NH White	20-29 years	Up-To-Date	83	5036	1.65%
Hillsdale	NH White	30-39 years	Completion	1135	4507	25.18%
Hillsdale	NH White	30-39 years	Initiation	1230	4507	27.29%
Hillsdale	NH White	30-39 years	Up-To-Date	128	4507	2.84%
Hillsdale	NH White	40-49 years	Completion	1472	4915	29.95%
Hillsdale	NH White	40-49 years	Initiation	1543	4915	31.39%
Hillsdale	NH White	40-49 years	Up-To-Date	211	4915	4.29%
Hillsdale	NH White	50-64 years	Completion	3947	9513	41.49%
Hillsdale	NH White	50-64 years	Initiation	4108	9513	43.18%
Hillsdale	NH White	50-64 years	Up-To-Date	955	9513	10.04%
Hillsdale	NH White	5-11 years	Completion	271	3377	8.02%
Hillsdale	NH White	5-11 years	Initiation	317	3377	9.39%
Hillsdale	NH White	5-11 years	Up-To-Date	18	3377	0.53%
Hillsdale	NH White	65-74 years	Completion	2975	5212	57.08%
Hillsdale	NH White	65-74 years	Initiation	3067	5212	58.84%
Hillsdale	NH White	65-74 years	Up-To-Date	1187	5212	22.77%
Hillsdale	NH White	75+ years	Completion	1954	3738	52.27%
Hillsdale	NH White	75+ years	Initiation	2019	3738	54.01%
Hillsdale	NH White	75+ years	Up-To-Date	709	3738	18.97%
Hillsdale	NH White	under 5 years	Initiation	22	2348	0.94%
Houghton	Hispanic	16-19 years	Completion	28	63	44.44%
Houghton	Hispanic	16-19 years	Initiation	29	63	46.03%
Houghton	Hispanic	20-29 years	Completion	42	201	20.9%
Houghton	Hispanic	20-29 years	Initiation	52	201	25.87%
Houghton	Hispanic	30-39 years	Completion	37	88	42.05%
Houghton	Hispanic	30-39 years	Initiation	42	88	47.73%
Houghton	Hispanic	30-39 years	Up-To-Date	18	88	20.45%
Houghton	Hispanic	40-49 years	Completion	31	50	62%
Houghton	Hispanic	40-49 years	Initiation	33	50	66%
Houghton	Hispanic	40-49 years	Up-To-Date	12	50	24%
Houghton	Hispanic	5-11 years	Completion	24	62	38.71%
Houghton	Hispanic	5-11 years	Initiation	25	62	40.32%
Houghton	NH Asian/Native Hawaiian/Other Pacific Islands	16-19 years	Completion	14	126	11.11%
Houghton	NH Asian/Native Hawaiian/Other Pacific Islands	16-19 years	Initiation	17	126	13.49%
Houghton	NH Asian/Native Hawaiian/Other Pacific Islands	20-29 years	Completion	187	437	42.79%
Houghton	NH Asian/Native Hawaiian/Other Pacific Islands	20-29 years	Initiation	199	437	45.54%
Houghton	NH Asian/Native Hawaiian/Other Pacific Islands	20-29 years	Up-To-Date	25	437	5.72%
Houghton	NH Asian/Native Hawaiian/Other Pacific Islands	30-39 years	Completion	83	124	66.94%
Houghton	NH Asian/Native Hawaiian/Other Pacific Islands	30-39 years	Initiation	91	124	73.39%
Houghton	NH Asian/Native Hawaiian/Other Pacific Islands	30-39 years	Up-To-Date	18	124	14.52%
Houghton	NH Asian/Native Hawaiian/Other Pacific Islands	40-49 years	Completion	45	92	48.91%
Houghton	NH Asian/Native Hawaiian/Other Pacific Islands	40-49 years	Initiation	46	92	50%
Houghton	NH Asian/Native Hawaiian/Other Pacific Islands	40-49 years	Up-To-Date	11	92	11.96%
Houghton	NH Asian/Native Hawaiian/Other Pacific Islands	50-64 years	Completion	36	109	33.03%
Houghton	NH Asian/Native Hawaiian/Other Pacific Islands	50-64 years	Initiation	36	109	33.03%
Houghton	NH Asian/Native Hawaiian/Other Pacific Islands	50-64 years	Up-To-Date	11	109	10.09%
Houghton	NH Black	20-29 years	Completion	40	155	25.81%
Houghton	NH Black	20-29 years	Initiation	43	155	27.74%
Houghton	NH White	12-15 years	Completion	604	1640	36.83%
Houghton	NH White	12-15 years	Initiation	623	1640	37.99%
Houghton	NH White	12-15 years	Up-To-Date	139	1640	8.48%
Houghton	NH White	16-19 years	Completion	685	2781	24.63%

Houghton	NH White	16-19 years	Initiation	737	2781	26.5%
Houghton	NH White	16-19 years	Up-To-Date	101	2781	3.63%
Houghton	NH White	20-29 years	Completion	1655	6366	26%
Houghton	NH White	20-29 years	Initiation	1802	6366	28.31%
Houghton	NH White	20-29 years	Up-To-Date	214	6366	3.36%
Houghton	NH White	30-39 years	Completion	1287	3028	42.5%
Houghton	NH White	30-39 years	Initiation	1365	3028	45.08%
Houghton	NH White	30-39 years	Up-To-Date	331	3028	10.93%
Houghton	NH White	40-49 years	Completion	1259	3022	41.66%
Houghton	NH White	40-49 years	Initiation	1327	3022	43.91%
Houghton	NH White	40-49 years	Up-To-Date	329	3022	10.89%
Houghton	NH White	50-64 years	Completion	2379	5584	42.6%
Houghton	NH White	50-64 years	Initiation	2451	5584	43.89%
Houghton	NH White	50-64 years	Up-To-Date	857	5584	15.35%
Houghton	NH White	5-11 years	Completion	550	2550	21.57%
Houghton	NH White	5-11 years	Initiation	596	2550	23.37%
Houghton	NH White	5-11 years	Up-To-Date	147	2550	5.76%
Houghton	NH White	65-74 years	Completion	2035	3527	57.7%
Houghton	NH White	65-74 years	Initiation	2077	3527	58.89%
Houghton	NH White	65-74 years	Up-To-Date	1034	3527	29.32%
Houghton	NH White	75+ years	Completion	1413	2667	52.98%
Houghton	NH White	75+ years	Initiation	1445	2667	54.18%
Houghton	NH White	75+ years	Up-To-Date	626	2667	23.47%
Houghton	NH White	under 5 years	Completion	85	1701	5%
Houghton	NH White	under 5 years	Initiation	160	1701	9.41%
Houghton	NH White	under 5 years	Up-To-Date	47	1701	2.76%
Huron	Hispanic	12-15 years	Completion	16	59	27.12%
Huron	Hispanic	12-15 years	Initiation	17	59	28.81%
Huron	Hispanic	16-19 years	Completion	16	60	26.67%
Huron	Hispanic	16-19 years	Initiation	19	60	31.67%
Huron	Hispanic	20-29 years	Completion	51	106	48.11%
Huron	Hispanic	20-29 years	Initiation	65	106	61.32%
Huron	Hispanic	30-39 years	Completion	57	115	49.57%
Huron	Hispanic	30-39 years	Initiation	67	115	58.26%
Huron	Hispanic	40-49 years	Completion	29	82	35.37%
Huron	Hispanic	40-49 years	Initiation	32	82	39.02%
Huron	Hispanic	50-64 years	Completion	45	98	45.92%
Huron	Hispanic	50-64 years	Initiation	49	98	50%
Huron	Hispanic	50-64 years	Up-To-Date	13	98	13.27%
Huron	Hispanic	5-11 years	Initiation	11	125	8.8%
Huron	NH White	12-15 years	Completion	320	1259	25.42%
Huron	NH White	12-15 years	Initiation	334	1259	26.53%
Huron	NH White	12-15 years	Up-To-Date	38	1259	3.02%
Huron	NH White	16-19 years	Completion	403	1202	33.53%
Huron	NH White	16-19 years	Initiation	425	1202	35.36%
Huron	NH White	16-19 years	Up-To-Date	42	1202	3.49%
Huron	NH White	20-29 years	Completion	929	2780	33.42%
Huron	NH White	20-29 years	Initiation	989	2780	35.58%
Huron	NH White	20-29 years	Up-To-Date	85	2780	3.06%
Huron	NH White	30-39 years	Completion	1159	2840	40.81%
Huron	NH White	30-39 years	Initiation	1218	2840	42.89%
Huron	NH White	30-39 years	Up-To-Date	123	2840	4.33%
Huron	NH White	40-49 years	Completion	1305	2976	43.85%
Huron	NH White	40-49 years	Initiation	1371	2976	46.07%
Huron	NH White	40-49 years	Up-To-Date	170	2976	5.71%
Huron	NH White	50-64 years	Completion	4109	6993	58.76%
Huron	NH White	50-64 years	Initiation	4228	6993	60.46%
Huron	NH White	50-64 years	Up-To-Date	1086	6993	15.53%
Huron	NH White	5-11 years	Completion	276	2067	13.35%
Huron	NH White	5-11 years	Initiation	296	2067	14.32%
Huron	NH White	5-11 years	Up-To-Date	44	2067	2.13%
Huron	NH White	65-74 years	Completion	3383	4419	76.56%
Huron	NH White	65-74 years	Initiation	3461	4419	78.32%
Huron	NH White	65-74 years	Up-To-Date	1474	4419	33.36%

Huron	NH White	75+ years	Completion	2477	3443	71.94%
Huron	NH White	75+ years	Initiation	2562	3443	74.41%
Huron	NH White	75+ years	Up-To-Date	986	3443	28.64%
Huron	NH White	under 5 years	Completion	16	1420	1.13%
Huron	NH White	under 5 years	Initiation	18	1420	1.27%
Ingham	Hispanic	12-15 years	Completion	803	1710	46.96%
Ingham	Hispanic	12-15 years	Initiation	888	1710	51.93%
Ingham	Hispanic	12-15 years	Up-To-Date	155	1710	9.06%
Ingham	Hispanic	16-19 years	Completion	896	1942	46.14%
Ingham	Hispanic	16-19 years	Initiation	1020	1942	52.52%
Ingham	Hispanic	16-19 years	Up-To-Date	115	1942	5.92%
Ingham	Hispanic	20-29 years	Completion	2077	5232	39.7%
Ingham	Hispanic	20-29 years	Initiation	2402	5232	45.91%
Ingham	Hispanic	20-29 years	Up-To-Date	304	5232	5.81%
Ingham	Hispanic	30-39 years	Completion	1705	3273	52.09%
Ingham	Hispanic	30-39 years	Initiation	1884	3273	57.56%
Ingham	Hispanic	30-39 years	Up-To-Date	348	3273	10.63%
Ingham	Hispanic	40-49 years	Completion	1519	2659	57.13%
Ingham	Hispanic	40-49 years	Initiation	1641	2659	61.71%
Ingham	Hispanic	40-49 years	Up-To-Date	375	2659	14.1%
Ingham	Hispanic	50-64 years	Completion	2011	2905	69.23%
Ingham	Hispanic	50-64 years	Initiation	2121	2905	73.01%
Ingham	Hispanic	50-64 years	Up-To-Date	640	2905	22.03%
Ingham	Hispanic	5-11 years	Completion	686	2618	26.2%
Ingham	Hispanic	5-11 years	Initiation	803	2618	30.67%
Ingham	Hispanic	5-11 years	Up-To-Date	134	2618	5.12%
Ingham	Hispanic	65-74 years	Completion	796	1001	79.52%
Ingham	Hispanic	65-74 years	Initiation	831	1001	83.02%
Ingham	Hispanic	65-74 years	Up-To-Date	386	1001	38.56%
Ingham	Hispanic	75+ years	Completion	428	567	75.49%
Ingham	Hispanic	75+ years	Initiation	450	567	79.37%
Ingham	Hispanic	75+ years	Up-To-Date	172	567	30.34%
Ingham	Hispanic	under 5 years	Completion	106	1474	7.19%
Ingham	Hispanic	under 5 years	Initiation	182	1474	12.35%
Ingham	Hispanic	under 5 years	Up-To-Date	46	1474	3.12%
Ingham	NH American Indian/Alaska Native	16-19 years	Completion	52	80	65%
Ingham	NH American Indian/Alaska Native	16-19 years	Initiation	58	80	72.5%
Ingham	NH American Indian/Alaska Native	16-19 years	Up-To-Date	12	80	15%
Ingham	NH American Indian/Alaska Native	20-29 years	Completion	150	248	60.48%
Ingham	NH American Indian/Alaska Native	20-29 years	Initiation	159	248	64.11%
Ingham	NH American Indian/Alaska Native	20-29 years	Up-To-Date	19	248	7.66%
Ingham	NH American Indian/Alaska Native	30-39 years	Completion	135	159	84.91%
Ingham	NH American Indian/Alaska Native	30-39 years	Initiation	146	159	91.82%
Ingham	NH American Indian/Alaska Native	30-39 years	Up-To-Date	26	159	16.35%
Ingham	NH American Indian/Alaska Native	40-49 years	Completion	120	153	78.43%
Ingham	NH American Indian/Alaska Native	40-49 years	Initiation	126	153	82.35%
Ingham	NH American Indian/Alaska Native	40-49 years	Up-To-Date	22	153	14.38%
Ingham	NH American Indian/Alaska Native	50-64 years	Completion	206	254	81.1%
Ingham	NH American Indian/Alaska Native	50-64 years	Initiation	212	254	83.46%
Ingham	NH American Indian/Alaska Native	50-64 years	Up-To-Date	67	254	26.38%
Ingham	NH American Indian/Alaska Native	5-11 years	Completion	15	78	19.23%
Ingham	NH American Indian/Alaska Native	5-11 years	Initiation	21	78	26.92%
Ingham	NH American Indian/Alaska Native	65-74 years	Completion	80	99	80.81%
Ingham	NH American Indian/Alaska Native	65-74 years	Initiation	81	99	81.82%
Ingham	NH American Indian/Alaska Native	65-74 years	Up-To-Date	44	99	44.44%
Ingham	NH Asian/Native Hawaiian/Other Pacific Islands	12-15 years	Completion	389	787	49.43%
Ingham	NH Asian/Native Hawaiian/Other Pacific Islands	12-15 years	Initiation	410	787	52.1%
Ingham	NH Asian/Native Hawaiian/Other Pacific Islands	12-15 years	Up-To-Date	100	787	12.71%
Ingham	NH Asian/Native Hawaiian/Other Pacific Islands	16-19 years	Completion	621	1976	31.43%
Ingham	NH Asian/Native Hawaiian/Other Pacific Islands	16-19 years	Initiation	715	1976	36.18%
Ingham	NH Asian/Native Hawaiian/Other Pacific Islands	16-19 years	Up-To-Date	113	1976	5.72%
Ingham	NH Asian/Native Hawaiian/Other Pacific Islands	20-29 years	Completion	2330	6501	35.84%
Ingham	NH Asian/Native Hawaiian/Other Pacific Islands	20-29 years	Initiation	2727	6501	41.95%
Ingham	NH Asian/Native Hawaiian/Other Pacific Islands	20-29 years	Up-To-Date	418	6501	6.43%

Ingham	NH Asian/Native Hawaiian/Other Pacific Islands	30-39 years	Completion	1741	2957	58.88%
Ingham	NH Asian/Native Hawaiian/Other Pacific Islands	30-39 years	Initiation	1867	2957	63.14%
Ingham	NH Asian/Native Hawaiian/Other Pacific Islands	30-39 years	Up-To-Date	403	2957	13.63%
Ingham	NH Asian/Native Hawaiian/Other Pacific Islands	40-49 years	Completion	1239	2694	45.99%
Ingham	NH Asian/Native Hawaiian/Other Pacific Islands	40-49 years	Initiation	1310	2694	48.63%
Ingham	NH Asian/Native Hawaiian/Other Pacific Islands	40-49 years	Up-To-Date	364	2694	13.51%
Ingham	NH Asian/Native Hawaiian/Other Pacific Islands	50-64 years	Completion	1271	2053	61.91%
Ingham	NH Asian/Native Hawaiian/Other Pacific Islands	50-64 years	Initiation	1340	2053	65.27%
Ingham	NH Asian/Native Hawaiian/Other Pacific Islands	50-64 years	Up-To-Date	458	2053	22.31%
Ingham	NH Asian/Native Hawaiian/Other Pacific Islands	5-11 years	Completion	1007	1295	77.76%
Ingham	NH Asian/Native Hawaiian/Other Pacific Islands	5-11 years	Initiation	1080	1295	83.4%
Ingham	NH Asian/Native Hawaiian/Other Pacific Islands	5-11 years	Up-To-Date	196	1295	15.14%
Ingham	NH Asian/Native Hawaiian/Other Pacific Islands	65-74 years	Completion	474	692	68.5%
Ingham	NH Asian/Native Hawaiian/Other Pacific Islands	65-74 years	Initiation	501	692	72.4%
Ingham	NH Asian/Native Hawaiian/Other Pacific Islands	65-74 years	Up-To-Date	243	692	35.12%
Ingham	NH Asian/Native Hawaiian/Other Pacific Islands	75+ years	Completion	244	388	62.89%
Ingham	NH Asian/Native Hawaiian/Other Pacific Islands	75+ years	Initiation	253	388	65.21%
Ingham	NH Asian/Native Hawaiian/Other Pacific Islands	75+ years	Up-To-Date	125	388	32.22%
Ingham	NH Asian/Native Hawaiian/Other Pacific Islands	under 5 years	Completion	80	1104	7.25%
Ingham	NH Asian/Native Hawaiian/Other Pacific Islands	under 5 years	Initiation	120	1104	10.87%
Ingham	NH Asian/Native Hawaiian/Other Pacific Islands	under 5 years	Up-To-Date	43	1104	3.89%
Ingham	NH Black	12-15 years	Completion	762	1880	40.53%
Ingham	NH Black	12-15 years	Initiation	860	1880	45.74%
Ingham	NH Black	12-15 years	Up-To-Date	93	1880	4.95%
Ingham	NH Black	16-19 years	Completion	1061	2694	39.38%
Ingham	NH Black	16-19 years	Initiation	1201	2694	44.58%
Ingham	NH Black	16-19 years	Up-To-Date	88	2694	3.27%
Ingham	NH Black	20-29 years	Completion	2701	7276	37.12%
Ingham	NH Black	20-29 years	Initiation	3123	7276	42.92%
Ingham	NH Black	20-29 years	Up-To-Date	236	7276	3.24%
Ingham	NH Black	30-39 years	Completion	2093	4082	51.27%
Ingham	NH Black	30-39 years	Initiation	2324	4082	56.93%
Ingham	NH Black	30-39 years	Up-To-Date	267	4082	6.54%
Ingham	NH Black	40-49 years	Completion	2083	3647	57.12%
Ingham	NH Black	40-49 years	Initiation	2227	3647	61.06%
Ingham	NH Black	40-49 years	Up-To-Date	389	3647	10.67%
Ingham	NH Black	50-64 years	Completion	3677	5160	71.26%
Ingham	NH Black	50-64 years	Initiation	3856	5160	74.73%
Ingham	NH Black	50-64 years	Up-To-Date	1115	5160	21.61%
Ingham	NH Black	5-11 years	Completion	710	3524	20.15%
Ingham	NH Black	5-11 years	Initiation	861	3524	24.43%
Ingham	NH Black	5-11 years	Up-To-Date	90	3524	2.55%
Ingham	NH Black	65-74 years	Completion	1734	2161	80.24%
Ingham	NH Black	65-74 years	Initiation	1787	2161	82.69%
Ingham	NH Black	65-74 years	Up-To-Date	786	2161	36.37%
Ingham	NH Black	75+ years	Completion	786	1226	64.11%
Ingham	NH Black	75+ years	Initiation	815	1226	66.48%
Ingham	NH Black	75+ years	Up-To-Date	315	1226	25.69%
Ingham	NH Black	under 5 years	Completion	52	2637	1.97%
Ingham	NH Black	under 5 years	Initiation	120	2637	4.55%
Ingham	NH Black	under 5 years	Up-To-Date	23	2637	0.87%
Ingham	NH White	12-15 years	Completion	4918	7212	68.19%
Ingham	NH White	12-15 years	Initiation	5136	7212	71.21%
Ingham	NH White	12-15 years	Up-To-Date	1236	7212	17.14%
Ingham	NH White	16-19 years	Completion	6257	14260	43.88%
Ingham	NH White	16-19 years	Initiation	6634	14260	46.52%
Ingham	NH White	16-19 years	Up-To-Date	990	14260	6.94%
Ingham	NH White	20-29 years	Completion	16795	41090	40.87%
Ingham	NH White	20-29 years	Initiation	18110	41090	44.07%
Ingham	NH White	20-29 years	Up-To-Date	2883	41090	7.02%
Ingham	NH White	30-39 years	Completion	15150	24720	61.29%
Ingham	NH White	30-39 years	Initiation	16024	24720	64.82%
Ingham	NH White	30-39 years	Up-To-Date	4163	24720	16.84%
Ingham	NH White	40-49 years	Completion	13956	21255	65.66%

Ingham	NH White	40-49 years	Initiation	14511	21255	68.27%
Ingham	NH White	40-49 years	Up-To-Date	4594	21255	21.61%
Ingham	NH White	50-64 years	Completion	25140	37214	67.56%
Ingham	NH White	50-64 years	Initiation	25892	37214	69.58%
Ingham	NH White	50-64 years	Up-To-Date	10112	37214	27.17%
Ingham	NH White	5-11 years	Completion	5884	12724	46.24%
Ingham	NH White	5-11 years	Initiation	6314	12724	49.62%
Ingham	NH White	5-11 years	Up-To-Date	1504	12724	11.82%
Ingham	NH White	65-74 years	Completion	16486	20659	79.8%
Ingham	NH White	65-74 years	Initiation	16852	20659	81.57%
Ingham	NH White	65-74 years	Up-To-Date	9498	20659	45.98%
Ingham	NH White	75+ years	Completion	9964	13475	73.94%
Ingham	NH White	75+ years	Initiation	10196	13475	75.67%
Ingham	NH White	75+ years	Up-To-Date	5219	13475	38.73%
Ingham	NH White	under 5 years	Completion	1245	9646	12.91%
Ingham	NH White	under 5 years	Initiation	1730	9646	17.93%
Ingham	NH White	under 5 years	Up-To-Date	557	9646	5.77%
lonia	Hispanic	12-15 years	Completion	92	288	31.94%
lonia	Hispanic	12-15 years	Initiation	99	288	34.38%
lonia	Hispanic	16-19 years	Completion	83	237	35.02%
lonia	Hispanic	16-19 years	Initiation	91	237	38.4%
lonia	Hispanic	20-29 years	Completion	140	544	25.74%
lonia	Hispanic	20-29 years	Initiation	160	544	29.41%
lonia	Hispanic	30-39 years	Completion	114	491	23.22%
lonia	Hispanic	30-39 years	Initiation	142	491	28.92%
lonia	Hispanic	30-39 years	Up-To-Date	14	491	2.85%
lonia	Hispanic	40-49 years	Completion	149	411	36.25%
lonia	Hispanic	40-49 years	Initiation	168	411	40.88%
lonia	Hispanic	40-49 years	Up-To-Date	27	411	6.57%
lonia	Hispanic	50-64 years	Completion	174	339	51.33%
lonia	Hispanic	50-64 years	Initiation	187	339	55.16%
lonia	Hispanic	50-64 years	Up-To-Date	47	339	13.86%
lonia	Hispanic	5-11 years	Completion	62	420	14.76%
lonia	Hispanic	5-11 years	Initiation	67	420	15.95%
lonia	Hispanic	65-74 years	Completion	65	94	69.15%
lonia	Hispanic	65-74 years	Initiation	67	94	71.28%
lonia	Hispanic	65-74 years	Up-To-Date	29	94	30.85%
lonia	Hispanic	75+ years	Completion	40	63	63.49%
lonia	Hispanic	75+ years	Initiation	43	63	68.25%
lonia	Hispanic	75+ years	Up-To-Date	21	63	33.33%
lonia	Hispanic	under 5 years	Initiation	15	240	6.25%
lonia	NH American Indian/Alaska Native	20-29 years	Completion	17	61	27.87%
lonia	NH American Indian/Alaska Native	20-29 years	Initiation	19	61	31.15%
lonia	NH American Indian/Alaska Native	50-64 years	Completion	27	75	36%
lonia	NH American Indian/Alaska Native	50-64 years	Initiation	30	75	40%
lonia	NH Asian/Native Hawaiian/Other Pacific Islands	50-64 years	Completion	22	57	38.6%
lonia	NH Asian/Native Hawaiian/Other Pacific Islands	50-64 years	Initiation	24	57	42.11%
lonia	NH Black	16-19 years	Completion	21	166	12.65%
lonia	NH Black	16-19 years	Initiation	22	166	13.25%
lonia	NH Black	20-29 years	Completion	55	1086	5.06%
lonia	NH Black	20-29 years	Initiation	57	1086	5.25%
lonia	NH Black	30-39 years	Completion	98	729	13.44%
lonia	NH Black	30-39 years	Initiation	104	729	14.27%
lonia	NH Black	40-49 years	Completion	111	565	19.65%
lonia	NH Black	40-49 years	Initiation	115	565	20.35%
lonia	NH Black	40-49 years	Up-To-Date	15	565	2.65%
lonia	NH Black	50-64 years	Completion	152	348	43.68%
lonia	NH Black	50-64 years	Initiation	159	348	45.69%
lonia	NH Black	50-64 years	Up-To-Date	30	348	8.62%
lonia	NH White	12-15 years	Completion	995	2935	33.9%
lonia	NH White	12-15 years	Initiation	1061	2935	36.15%
lonia	NH White	12-15 years	Up-To-Date	149	2935	5.08%
lonia	NH White	16-19 years	Completion	1101	2624	41.96%
lonia	NH White	16-19 years	Initiation	1189	2624	45.31%

lonia	NH White	16-19 years	Up-To-Date	103	2624	3.93%
lonia	NH White	20-29 years	Completion	2394	7278	32.89%
lonia	NH White	20-29 years	Initiation	2588	7278	35.56%
lonia	NH White	20-29 years	Up-To-Date	268	7278	3.68%
lonia	NH White	30-39 years	Completion	2719	7178	37.88%
lonia	NH White	30-39 years	Initiation	2896	7178	40.35%
lonia	NH White	30-39 years	Up-To-Date	427	7178	5.95%
lonia	NH White	40-49 years	Completion	3000	7296	41.12%
lonia	NH White	40-49 years	Initiation	3146	7296	43.12%
lonia	NH White	40-49 years	Up-To-Date	532	7296	7.29%
lonia	NH White	50-64 years	Completion	6438	12109	53.17%
lonia	NH White	50-64 years	Initiation	6660	12109	55%
lonia	NH White	50-64 years	Up-To-Date	1952	12109	16.12%
lonia	NH White	5-11 years	Completion	886	4864	18.22%
lonia	NH White	5-11 years	Initiation	968	4864	19.9%
lonia	NH White	5-11 years	Up-To-Date	139	4864	2.86%
lonia	NH White	65-74 years	Completion	3917	5822	67.28%
lonia	NH White	65-74 years	Initiation	4026	5822	69.15%
lonia	NH White	65-74 years	Up-To-Date	1877	5822	32.24%
lonia	NH White	75+ years	Completion	2503	3679	68.03%
lonia	NH White	75+ years	Initiation	2587	3679	70.32%
lonia	NH White	75+ years	Up-To-Date	1176	3679	31.97%
lonia	NH White	under 5 years	Completion	99	3248	3.05%
lonia	NH White	under 5 years	Initiation	177	3248	5.45%
lonia	NH White	under 5 years	Up-To-Date	47	3248	1.45%
losco	Hispanic	20-29 years	Completion	58	110	52.73%
losco	Hispanic	20-29 years	Initiation	65	110	59.09%
losco	Hispanic	30-39 years	Completion	60	103	58.25%
losco	Hispanic	30-39 years	Initiation	71	103	68.93%
losco	Hispanic	40-49 years	Completion	47	89	52.81%
losco	Hispanic	40-49 years	Initiation	56	89	62.92%
losco	Hispanic	50-64 years	Completion	95	74	128.38%
losco	Hispanic	50-64 years	Initiation	102	74	137.84%
losco	Hispanic	50-64 years	Up-To-Date	23	74	31.08%
losco	Hispanic	5-11 years	Completion	16	96	16.67%
losco	Hispanic	5-11 years	Initiation	20	96	20.83%
losco	NH American Indian/Alaska Native	50-64 years	Completion	14	62	22.58%
losco	NH American Indian/Alaska Native	50-64 years	Initiation	16	62	25.81%
losco	NH White	12-15 years	Completion	240	830	28.92%
losco	NH White	12-15 years	Initiation	259	830	31.2%
losco	NH White	12-15 years	Up-To-Date	19	830	2.29%
losco	NH White	16-19 years	Completion	301	789	38.15%
losco	NH White	16-19 years	Initiation	331	789	41.95%
losco	NH White	16-19 years	Up-To-Date	14	789	1.77%
losco	NH White	20-29 years	Completion	781	2070	37.73%
losco	NH White	20-29 years	Initiation	872	2070	42.13%
losco	NH White	20-29 years	Up-To-Date	54	2070	2.61%
losco	NH White	30-39 years	Completion	912	2041	44.68%
losco	NH White	30-39 years	Initiation	977	2041	47.87%
losco	NH White	30-39 years	Up-To-Date	73	2041	3.58%
losco	NH White	40-49 years	Completion	974	2152	45.26%
losco	NH White	40-49 years	Initiation	1022	2152	47.49%
losco	NH White	40-49 years	Up-To-Date	116	2152	5.39%
losco	NH White	50-64 years	Completion	3479	5795	60.03%
losco	NH White	50-64 years	Initiation	3620	5795	62.47%
losco	NH White	50-64 years	Up-To-Date	987	5795	17.03%
losco	NH White	5-11 years	Completion	130	1393	9.33%
losco	NH White	5-11 years	Initiation	150	1393	10.77%
losco	NH White	5-11 years	Up-To-Date	16	1393	1.15%
losco	NH White	65-74 years	Completion	2945	4130	71.31%
losco	NH White	65-74 years	Initiation	3020	4130	73.12%
losco	NH White	65-74 years	Up-To-Date	1227	4130	29.71%
losco	NH White	75+ years	Completion	2156	3176	67.88%
losco	NH White	75+ years	Initiation	2229	3176	70.18%

Iosco	NH White	75+ years	Up-To-Date	897	3176	28.24%
Iosco	NH White	under 5 years	Completion	16	1034	1.55%
Iosco	NH White	under 5 years	Initiation	17	1034	1.64%
Iron	NH White	12-15 years	Completion	102	367	27.79%
Iron	NH White	12-15 years	Initiation	113	367	30.79%
Iron	NH White	16-19 years	Completion	118	363	32.51%
Iron	NH White	16-19 years	Initiation	127	363	34.99%
Iron	NH White	20-29 years	Completion	230	783	29.37%
Iron	NH White	20-29 years	Initiation	255	783	32.57%
Iron	NH White	20-29 years	Up-To-Date	19	783	2.43%
Iron	NH White	30-39 years	Completion	327	891	36.7%
Iron	NH White	30-39 years	Initiation	346	891	38.83%
Iron	NH White	30-39 years	Up-To-Date	40	891	4.49%
Iron	NH White	40-49 years	Completion	377	994	37.93%
Iron	NH White	40-49 years	Initiation	394	994	39.64%
Iron	NH White	40-49 years	Up-To-Date	57	994	5.73%
Iron	NH White	50-64 years	Completion	1198	2573	46.56%
Iron	NH White	50-64 years	Initiation	1232	2573	47.88%
Iron	NH White	50-64 years	Up-To-Date	336	2573	13.06%
Iron	NH White	5-11 years	Completion	83	657	12.63%
Iron	NH White	5-11 years	Initiation	87	657	13.24%
Iron	NH White	65-74 years	Completion	1001	1888	53.02%
Iron	NH White	65-74 years	Initiation	1033	1888	54.71%
Iron	NH White	65-74 years	Up-To-Date	398	1888	21.08%
Iron	NH White	75+ years	Completion	709	1481	47.87%
Iron	NH White	75+ years	Initiation	744	1481	50.24%
Iron	NH White	75+ years	Up-To-Date	289	1481	19.51%
Isabella	Hispanic	12-15 years	Completion	81	175	46.29%
Isabella	Hispanic	12-15 years	Initiation	84	175	48%
Isabella	Hispanic	16-19 years	Completion	67	304	22.04%
Isabella	Hispanic	16-19 years	Initiation	76	304	25%
Isabella	Hispanic	20-29 years	Completion	201	818	24.57%
Isabella	Hispanic	20-29 years	Initiation	233	818	28.48%
Isabella	Hispanic	20-29 years	Up-To-Date	20	818	2.44%
Isabella	Hispanic	30-39 years	Completion	135	337	40.06%
Isabella	Hispanic	30-39 years	Initiation	158	337	46.88%
Isabella	Hispanic	30-39 years	Up-To-Date	28	337	8.31%
Isabella	Hispanic	40-49 years	Completion	95	271	35.06%
Isabella	Hispanic	40-49 years	Initiation	106	271	39.11%
Isabella	Hispanic	40-49 years	Up-To-Date	22	271	8.12%
Isabella	Hispanic	50-64 years	Completion	121	245	49.39%
Isabella	Hispanic	50-64 years	Initiation	128	245	52.24%
Isabella	Hispanic	50-64 years	Up-To-Date	37	245	15.1%
Isabella	Hispanic	5-11 years	Completion	43	351	12.25%
Isabella	Hispanic	5-11 years	Initiation	48	351	13.68%
Isabella	Hispanic	65-74 years	Completion	58	96	60.42%
Isabella	Hispanic	65-74 years	Initiation	62	96	64.58%
Isabella	Hispanic	65-74 years	Up-To-Date	30	96	31.25%
Isabella	NH American Indian/Alaska Native	12-15 years	Completion	91	158	57.59%
Isabella	NH American Indian/Alaska Native	12-15 years	Initiation	99	158	62.66%
Isabella	NH American Indian/Alaska Native	16-19 years	Completion	93	193	48.19%
Isabella	NH American Indian/Alaska Native	16-19 years	Initiation	100	193	51.81%
Isabella	NH American Indian/Alaska Native	20-29 years	Completion	211	433	48.73%
Isabella	NH American Indian/Alaska Native	20-29 years	Initiation	231	433	53.35%
Isabella	NH American Indian/Alaska Native	20-29 years	Up-To-Date	21	433	4.85%
Isabella	NH American Indian/Alaska Native	30-39 years	Completion	158	311	50.8%
Isabella	NH American Indian/Alaska Native	30-39 years	Initiation	168	311	54.02%
Isabella	NH American Indian/Alaska Native	30-39 years	Up-To-Date	20	311	6.43%
Isabella	NH American Indian/Alaska Native	40-49 years	Completion	171	316	54.11%
Isabella	NH American Indian/Alaska Native	40-49 years	Initiation	176	316	55.7%
Isabella	NH American Indian/Alaska Native	40-49 years	Up-To-Date	36	316	11.39%
Isabella	NH American Indian/Alaska Native	50-64 years	Completion	266	410	64.88%
Isabella	NH American Indian/Alaska Native	50-64 years	Initiation	277	410	67.56%
Isabella	NH American Indian/Alaska Native	50-64 years	Up-To-Date	84	410	20.49%

Isabella	NH American Indian/Alaska Native	5-11 years	Completion	85	259	32.82%
Isabella	NH American Indian/Alaska Native	5-11 years	Initiation	96	259	37.07%
Isabella	NH American Indian/Alaska Native	65-74 years	Completion	129	153	84.31%
Isabella	NH American Indian/Alaska Native	65-74 years	Initiation	130	153	84.97%
Isabella	NH American Indian/Alaska Native	65-74 years	Up-To-Date	55	153	35.95%
Isabella	NH American Indian/Alaska Native	75+ years	Completion	51	55	92.73%
Isabella	NH American Indian/Alaska Native	75+ years	Initiation	52	55	94.55%
Isabella	NH American Indian/Alaska Native	75+ years	Up-To-Date	21	55	38.18%
Isabella	NH American Indian/Alaska Native	under 5 years	Completion	11	142	7.75%
Isabella	NH American Indian/Alaska Native	under 5 years	Initiation	13	142	9.15%
Isabella	NH Asian/Native Hawaiian/Other Pacific Islands	16-19 years	Completion	15	118	12.71%
Isabella	NH Asian/Native Hawaiian/Other Pacific Islands	16-19 years	Initiation	17	118	14.41%
Isabella	NH Asian/Native Hawaiian/Other Pacific Islands	20-29 years	Completion	161	472	34.11%
Isabella	NH Asian/Native Hawaiian/Other Pacific Islands	20-29 years	Initiation	183	472	38.77%
Isabella	NH Asian/Native Hawaiian/Other Pacific Islands	20-29 years	Up-To-Date	21	472	4.45%
Isabella	NH Asian/Native Hawaiian/Other Pacific Islands	30-39 years	Completion	94	127	74.02%
Isabella	NH Asian/Native Hawaiian/Other Pacific Islands	30-39 years	Initiation	108	127	85.04%
Isabella	NH Asian/Native Hawaiian/Other Pacific Islands	40-49 years	Completion	75	165	45.45%
Isabella	NH Asian/Native Hawaiian/Other Pacific Islands	40-49 years	Initiation	76	165	46.06%
Isabella	NH Asian/Native Hawaiian/Other Pacific Islands	40-49 years	Up-To-Date	22	165	13.33%
Isabella	NH Asian/Native Hawaiian/Other Pacific Islands	50-64 years	Completion	90	141	63.83%
Isabella	NH Asian/Native Hawaiian/Other Pacific Islands	50-64 years	Initiation	94	141	66.67%
Isabella	NH Asian/Native Hawaiian/Other Pacific Islands	50-64 years	Up-To-Date	39	141	27.66%
Isabella	NH Asian/Native Hawaiian/Other Pacific Islands	5-11 years	Completion	29	87	33.33%
Isabella	NH Asian/Native Hawaiian/Other Pacific Islands	5-11 years	Initiation	31	87	35.63%
Isabella	NH Asian/Native Hawaiian/Other Pacific Islands	65-74 years	Completion	31	68	45.59%
Isabella	NH Asian/Native Hawaiian/Other Pacific Islands	65-74 years	Initiation	33	68	48.53%
Isabella	NH Asian/Native Hawaiian/Other Pacific Islands	65-74 years	Up-To-Date	14	68	20.59%
Isabella	NH Black	12-15 years	Completion	30	52	57.69%
Isabella	NH Black	12-15 years	Initiation	34	52	65.38%
Isabella	NH Black	16-19 years	Completion	43	275	15.64%
Isabella	NH Black	16-19 years	Initiation	50	275	18.18%
Isabella	NH Black	20-29 years	Completion	264	750	35.2%
Isabella	NH Black	20-29 years	Initiation	294	750	39.2%
Isabella	NH Black	20-29 years	Up-To-Date	15	750	2%
Isabella	NH Black	30-39 years	Completion	60	153	39.22%
Isabella	NH Black	30-39 years	Initiation	65	153	42.48%
Isabella	NH Black	40-49 years	Completion	63	123	51.22%
Isabella	NH Black	40-49 years	Initiation	70	123	56.91%
Isabella	NH Black	40-49 years	Up-To-Date	14	123	11.38%
Isabella	NH Black	50-64 years	Completion	74	146	50.68%
Isabella	NH Black	50-64 years	Initiation	79	146	54.11%
Isabella	NH Black	50-64 years	Up-To-Date	32	146	21.92%
Isabella	NH Black	5-11 years	Completion	21	101	20.79%
Isabella	NH Black	5-11 years	Initiation	27	101	26.73%
Isabella	NH White	12-15 years	Completion	964	2217	43.48%
Isabella	NH White	12-15 years	Initiation	1024	2217	46.19%
Isabella	NH White	12-15 years	Up-To-Date	142	2217	6.41%
Isabella	NH White	16-19 years	Completion	1028	5585	18.41%
Isabella	NH White	16-19 years	Initiation	1120	5585	20.05%
Isabella	NH White	16-19 years	Up-To-Date	130	5585	2.33%
Isabella	NH White	20-29 years	Completion	3306	14873	22.23%
Isabella	NH White	20-29 years	Initiation	3545	14873	23.84%
Isabella	NH White	20-29 years	Up-To-Date	329	14873	2.21%
Isabella	NH White	30-39 years	Completion	2739	6333	43.25%
Isabella	NH White	30-39 years	Initiation	2890	6333	45.63%
Isabella	NH White	30-39 years	Up-To-Date	482	6333	7.61%
Isabella	NH White	40-49 years	Completion	2616	5648	46.32%
Isabella	NH White	40-49 years	Initiation	2733	5648	48.39%
Isabella	NH White	40-49 years	Up-To-Date	628	5648	11.12%
Isabella	NH White	50-64 years	Completion	5290	10120	52.27%
Isabella	NH White	50-64 years	Initiation	5476	10120	54.11%
Isabella	NH White	50-64 years	Up-To-Date	1886	10120	18.64%
Isabella	NH White	5-11 years	Completion	880	3569	24.66%

Isabella	NH White	5-11 years	Initiation	957	3569	26.81%
Isabella	NH White	5-11 years	Up-To-Date	172	3569	4.82%
Isabella	NH White	65-74 years	Completion	3537	5101	69.34%
Isabella	NH White	65-74 years	Initiation	3617	5101	70.91%
Isabella	NH White	65-74 years	Up-To-Date	1912	5101	37.48%
Isabella	NH White	75+ years	Completion	2273	3570	63.67%
Isabella	NH White	75+ years	Initiation	2344	3570	65.66%
Isabella	NH White	75+ years	Up-To-Date	1134	3570	31.76%
Isabella	NH White	under 5 years	Completion	94	2505	3.75%
Isabella	NH White	under 5 years	Initiation	147	2505	5.87%
Isabella	NH White	under 5 years	Up-To-Date	39	2505	1.56%
Jackson	Hispanic	12-15 years	Completion	212	461	45.99%
Jackson	Hispanic	12-15 years	Initiation	220	461	47.72%
Jackson	Hispanic	12-15 years	Up-To-Date	21	461	4.56%
Jackson	Hispanic	16-19 years	Completion	165	423	39.01%
Jackson	Hispanic	16-19 years	Initiation	184	423	43.5%
Jackson	Hispanic	20-29 years	Completion	356	994	35.81%
Jackson	Hispanic	20-29 years	Initiation	392	994	39.44%
Jackson	Hispanic	20-29 years	Up-To-Date	38	994	3.82%
Jackson	Hispanic	30-39 years	Completion	372	844	44.08%
Jackson	Hispanic	30-39 years	Initiation	419	844	49.64%
Jackson	Hispanic	30-39 years	Up-To-Date	39	844	4.62%
Jackson	Hispanic	40-49 years	Completion	386	657	58.75%
Jackson	Hispanic	40-49 years	Initiation	416	657	63.32%
Jackson	Hispanic	40-49 years	Up-To-Date	65	657	9.89%
Jackson	Hispanic	50-64 years	Completion	438	697	62.84%
Jackson	Hispanic	50-64 years	Initiation	475	697	68.15%
Jackson	Hispanic	50-64 years	Up-To-Date	119	697	17.07%
Jackson	Hispanic	5-11 years	Completion	143	815	17.55%
Jackson	Hispanic	5-11 years	Initiation	163	815	20%
Jackson	Hispanic	5-11 years	Up-To-Date	19	815	2.33%
Jackson	Hispanic	65-74 years	Completion	186	238	78.15%
Jackson	Hispanic	65-74 years	Initiation	195	238	81.93%
Jackson	Hispanic	65-74 years	Up-To-Date	80	238	33.61%
Jackson	Hispanic	75+ years	Completion	114	163	69.94%
Jackson	Hispanic	75+ years	Initiation	120	163	73.62%
Jackson	Hispanic	75+ years	Up-To-Date	55	163	33.74%
Jackson	Hispanic	under 5 years	Initiation	27	483	5.59%
Jackson	NH American Indian/Alaska Native	20-29 years	Completion	38	76	50%
Jackson	NH American Indian/Alaska Native	20-29 years	Initiation	40	76	52.63%
Jackson	NH American Indian/Alaska Native	30-39 years	Completion	40	67	59.7%
Jackson	NH American Indian/Alaska Native	30-39 years	Initiation	44	67	65.67%
Jackson	NH American Indian/Alaska Native	40-49 years	Completion	43	82	52.44%
Jackson	NH American Indian/Alaska Native	40-49 years	Initiation	44	82	53.66%
Jackson	NH American Indian/Alaska Native	50-64 years	Completion	85	127	66.93%
Jackson	NH American Indian/Alaska Native	50-64 years	Initiation	87	127	68.5%
Jackson	NH American Indian/Alaska Native	50-64 years	Up-To-Date	28	127	22.05%
Jackson	NH American Indian/Alaska Native	65-74 years	Completion	31	51	60.78%
Jackson	NH American Indian/Alaska Native	65-74 years	Initiation	34	51	66.67%
Jackson	NH American Indian/Alaska Native	65-74 years	Up-To-Date	13	51	25.49%
Jackson	NH Asian/Native Hawaiian/Other Pacific Islands	12-15 years	Completion	45	93	48.39%
Jackson	NH Asian/Native Hawaiian/Other Pacific Islands	12-15 years	Initiation	46	93	49.46%
Jackson	NH Asian/Native Hawaiian/Other Pacific Islands	16-19 years	Completion	31	66	46.97%
Jackson	NH Asian/Native Hawaiian/Other Pacific Islands	16-19 years	Initiation	33	66	50%
Jackson	NH Asian/Native Hawaiian/Other Pacific Islands	20-29 years	Completion	118	228	51.75%
Jackson	NH Asian/Native Hawaiian/Other Pacific Islands	20-29 years	Initiation	130	228	57.02%
Jackson	NH Asian/Native Hawaiian/Other Pacific Islands	20-29 years	Up-To-Date	13	228	5.7%
Jackson	NH Asian/Native Hawaiian/Other Pacific Islands	30-39 years	Completion	162	227	71.37%
Jackson	NH Asian/Native Hawaiian/Other Pacific Islands	30-39 years	Initiation	178	227	78.41%
Jackson	NH Asian/Native Hawaiian/Other Pacific Islands	30-39 years	Up-To-Date	27	227	11.89%
Jackson	NH Asian/Native Hawaiian/Other Pacific Islands	40-49 years	Completion	120	202	59.41%
Jackson	NH Asian/Native Hawaiian/Other Pacific Islands	40-49 years	Initiation	126	202	62.38%
Jackson	NH Asian/Native Hawaiian/Other Pacific Islands	40-49 years	Up-To-Date	22	202	10.89%
Jackson	NH Asian/Native Hawaiian/Other Pacific Islands	50-64 years	Completion	157	226	69.47%

Jackson	NH Asian/Native Hawaiian/Other Pacific Islands	50-64 years	Initiation	165	226	73.01%
Jackson	NH Asian/Native Hawaiian/Other Pacific Islands	50-64 years	Up-To-Date	35	226	15.49%
Jackson	NH Asian/Native Hawaiian/Other Pacific Islands	5-11 years	Completion	77	118	65.25%
Jackson	NH Asian/Native Hawaiian/Other Pacific Islands	5-11 years	Initiation	83	118	70.34%
Jackson	NH Asian/Native Hawaiian/Other Pacific Islands	5-11 years	Up-To-Date	14	118	11.86%
Jackson	NH Asian/Native Hawaiian/Other Pacific Islands	65-74 years	Completion	47	121	38.84%
Jackson	NH Asian/Native Hawaiian/Other Pacific Islands	65-74 years	Initiation	50	121	41.32%
Jackson	NH Asian/Native Hawaiian/Other Pacific Islands	65-74 years	Up-To-Date	20	121	16.53%
Jackson	NH Asian/Native Hawaiian/Other Pacific Islands	75+ years	Completion	32	77	41.56%
Jackson	NH Asian/Native Hawaiian/Other Pacific Islands	75+ years	Initiation	34	77	44.16%
Jackson	NH Asian/Native Hawaiian/Other Pacific Islands	75+ years	Up-To-Date	13	77	16.88%
Jackson	NH Black	12-15 years	Completion	159	611	26.02%
Jackson	NH Black	12-15 years	Initiation	182	611	29.79%
Jackson	NH Black	12-15 years	Up-To-Date	11	611	1.8%
Jackson	NH Black	16-19 years	Completion	237	708	33.47%
Jackson	NH Black	16-19 years	Initiation	274	708	38.7%
Jackson	NH Black	16-19 years	Up-To-Date	20	708	2.82%
Jackson	NH Black	20-29 years	Completion	612	2415	25.34%
Jackson	NH Black	20-29 years	Initiation	686	2415	28.41%
Jackson	NH Black	20-29 years	Up-To-Date	47	2415	1.95%
Jackson	NH Black	30-39 years	Completion	619	2009	30.81%
Jackson	NH Black	30-39 years	Initiation	676	2009	33.65%
Jackson	NH Black	30-39 years	Up-To-Date	63	2009	3.14%
Jackson	NH Black	40-49 years	Completion	615	1759	34.96%
Jackson	NH Black	40-49 years	Initiation	652	1759	37.07%
Jackson	NH Black	40-49 years	Up-To-Date	99	1759	5.63%
Jackson	NH Black	50-64 years	Completion	1278	2046	62.46%
Jackson	NH Black	50-64 years	Initiation	1352	2046	66.08%
Jackson	NH Black	50-64 years	Up-To-Date	327	2046	15.98%
Jackson	NH Black	5-11 years	Completion	152	1180	12.88%
Jackson	NH Black	5-11 years	Initiation	166	1180	14.07%
Jackson	NH Black	5-11 years	Up-To-Date	19	1180	1.61%
Jackson	NH Black	65-74 years	Completion	588	613	95.92%
Jackson	NH Black	65-74 years	Initiation	611	613	99.67%
Jackson	NH Black	65-74 years	Up-To-Date	246	613	40.13%
Jackson	NH Black	75+ years	Completion	277	375	73.87%
Jackson	NH Black	75+ years	Initiation	296	375	78.93%
Jackson	NH Black	75+ years	Up-To-Date	91	375	24.27%
Jackson	NH Black	under 5 years	Initiation	21	836	2.51%
Jackson	NH White	12-15 years	Completion	2292	6110	37.51%
Jackson	NH White	12-15 years	Initiation	2420	6110	39.61%
Jackson	NH White	12-15 years	Up-To-Date	297	6110	4.86%
Jackson	NH White	16-19 years	Completion	2720	6081	44.73%
Jackson	NH White	16-19 years	Initiation	2892	6081	47.56%
Jackson	NH White	16-19 years	Up-To-Date	257	6081	4.23%
Jackson	NH White	20-29 years	Completion	6008	16111	37.29%
Jackson	NH White	20-29 years	Initiation	6524	16111	40.49%
Jackson	NH White	20-29 years	Up-To-Date	721	16111	4.48%
Jackson	NH White	30-39 years	Completion	7001	15359	45.58%
Jackson	NH White	30-39 years	Initiation	7428	15359	48.36%
Jackson	NH White	30-39 years	Up-To-Date	1065	15359	6.93%
Jackson	NH White	40-49 years	Completion	7648	16266	47.02%
Jackson	NH White	40-49 years	Initiation	8027	16266	49.35%
Jackson	NH White	40-49 years	Up-To-Date	1495	16266	9.19%
Jackson	NH White	50-64 years	Completion	17859	30040	59.45%
Jackson	NH White	50-64 years	Initiation	18423	30040	61.33%
Jackson	NH White	50-64 years	Up-To-Date	5582	30040	18.58%
Jackson	NH White	5-11 years	Completion	1950	9996	19.51%
Jackson	NH White	5-11 years	Initiation	2171	9996	21.72%
Jackson	NH White	5-11 years	Up-To-Date	251	9996	2.51%
Jackson	NH White	65-74 years	Completion	11723	15927	73.6%
Jackson	NH White	65-74 years	Initiation	11987	15927	75.26%
Jackson	NH White	65-74 years	Up-To-Date	5627	15927	35.33%
Jackson	NH White	75+ years	Completion	7563	11200	67.53%

Jackson	NH White	75+ years	Initiation	7820	11200	69.82%
Jackson	NH White	75+ years	Up-To-Date	3396	11200	30.32%
Jackson	NH White	under 5 years	Completion	195	6942	2.81%
Jackson	NH White	under 5 years	Initiation	335	6942	4.83%
Jackson	NH White	under 5 years	Up-To-Date	153	6942	2.2%
Kalamazoo	Hispanic	12-15 years	Completion	793	1056	75.09%
Kalamazoo	Hispanic	12-15 years	Initiation	870	1056	82.39%
Kalamazoo	Hispanic	12-15 years	Up-To-Date	161	1056	15.25%
Kalamazoo	Hispanic	16-19 years	Completion	708	1106	64.01%
Kalamazoo	Hispanic	16-19 years	Initiation	796	1106	71.97%
Kalamazoo	Hispanic	16-19 years	Up-To-Date	108	1106	9.76%
Kalamazoo	Hispanic	20-29 years	Completion	1531	3146	48.66%
Kalamazoo	Hispanic	20-29 years	Initiation	1748	3146	55.56%
Kalamazoo	Hispanic	20-29 years	Up-To-Date	194	3146	6.17%
Kalamazoo	Hispanic	30-39 years	Completion	1227	1865	65.79%
Kalamazoo	Hispanic	30-39 years	Initiation	1385	1865	74.26%
Kalamazoo	Hispanic	30-39 years	Up-To-Date	241	1865	12.92%
Kalamazoo	Hispanic	40-49 years	Completion	1031	1468	70.23%
Kalamazoo	Hispanic	40-49 years	Initiation	1135	1468	77.32%
Kalamazoo	Hispanic	40-49 years	Up-To-Date	256	1468	17.44%
Kalamazoo	Hispanic	50-64 years	Completion	1046	1188	88.05%
Kalamazoo	Hispanic	50-64 years	Initiation	1144	1188	96.3%
Kalamazoo	Hispanic	50-64 years	Up-To-Date	349	1188	29.38%
Kalamazoo	Hispanic	5-11 years	Completion	554	1932	28.67%
Kalamazoo	Hispanic	5-11 years	Initiation	679	1932	35.14%
Kalamazoo	Hispanic	5-11 years	Up-To-Date	102	1932	5.28%
Kalamazoo	Hispanic	65-74 years	Completion	353	411	85.89%
Kalamazoo	Hispanic	65-74 years	Initiation	379	411	92.21%
Kalamazoo	Hispanic	65-74 years	Up-To-Date	187	411	45.5%
Kalamazoo	Hispanic	75+ years	Completion	174	227	76.65%
Kalamazoo	Hispanic	75+ years	Initiation	193	227	85.02%
Kalamazoo	Hispanic	75+ years	Up-To-Date	69	227	30.4%
Kalamazoo	Hispanic	under 5 years	Completion	66	1424	4.63%
Kalamazoo	Hispanic	under 5 years	Initiation	183	1424	12.85%
Kalamazoo	Hispanic	under 5 years	Up-To-Date	59	1424	4.14%
Kalamazoo	NH American Indian/Alaska Native	16-19 years	Completion	39	53	73.58%
Kalamazoo	NH American Indian/Alaska Native	16-19 years	Initiation	41	53	77.36%
Kalamazoo	NH American Indian/Alaska Native	16-19 years	Up-To-Date	12	53	22.64%
Kalamazoo	NH American Indian/Alaska Native	20-29 years	Completion	143	212	67.45%
Kalamazoo	NH American Indian/Alaska Native	20-29 years	Initiation	164	212	77.36%
Kalamazoo	NH American Indian/Alaska Native	20-29 years	Up-To-Date	28	212	13.21%
Kalamazoo	NH American Indian/Alaska Native	30-39 years	Completion	112	136	82.35%
Kalamazoo	NH American Indian/Alaska Native	30-39 years	Initiation	126	136	92.65%
Kalamazoo	NH American Indian/Alaska Native	30-39 years	Up-To-Date	29	136	21.32%
Kalamazoo	NH American Indian/Alaska Native	40-49 years	Completion	120	105	114.29%
Kalamazoo	NH American Indian/Alaska Native	40-49 years	Initiation	125	105	119.05%
Kalamazoo	NH American Indian/Alaska Native	40-49 years	Up-To-Date	36	105	34.29%
Kalamazoo	NH American Indian/Alaska Native	50-64 years	Completion	181	210	86.19%
Kalamazoo	NH American Indian/Alaska Native	50-64 years	Initiation	193	210	91.9%
Kalamazoo	NH American Indian/Alaska Native	50-64 years	Up-To-Date	66	210	31.43%
Kalamazoo	NH American Indian/Alaska Native	5-11 years	Completion	18	58	31.03%
Kalamazoo	NH American Indian/Alaska Native	5-11 years	Initiation	21	58	36.21%
Kalamazoo	NH American Indian/Alaska Native	65-74 years	Completion	68	88	77.27%
Kalamazoo	NH American Indian/Alaska Native	65-74 years	Initiation	72	88	81.82%
Kalamazoo	NH American Indian/Alaska Native	65-74 years	Up-To-Date	43	88	48.86%
Kalamazoo	NH Asian/Native Hawaiian/Other Pacific Islands	12-15 years	Completion	244	351	69.52%
Kalamazoo	NH Asian/Native Hawaiian/Other Pacific Islands	12-15 years	Initiation	260	351	74.07%
Kalamazoo	NH Asian/Native Hawaiian/Other Pacific Islands	12-15 years	Up-To-Date	62	351	17.66%
Kalamazoo	NH Asian/Native Hawaiian/Other Pacific Islands	16-19 years	Completion	279	452	61.73%
Kalamazoo	NH Asian/Native Hawaiian/Other Pacific Islands	16-19 years	Initiation	297	452	65.71%
Kalamazoo	NH Asian/Native Hawaiian/Other Pacific Islands	16-19 years	Up-To-Date	59	452	13.05%
Kalamazoo	NH Asian/Native Hawaiian/Other Pacific Islands	20-29 years	Completion	987	2294	43.03%
Kalamazoo	NH Asian/Native Hawaiian/Other Pacific Islands	20-29 years	Initiation	1103	2294	48.08%
Kalamazoo	NH Asian/Native Hawaiian/Other Pacific Islands	20-29 years	Up-To-Date	152	2294	6.63%

Kalamazoo	NH Asian/Native Hawaiian/Other Pacific Islands	30-39 years	Completion	724	1037	69.82%
Kalamazoo	NH Asian/Native Hawaiian/Other Pacific Islands	30-39 years	Initiation	774	1037	74.64%
Kalamazoo	NH Asian/Native Hawaiian/Other Pacific Islands	30-39 years	Up-To-Date	187	1037	18.03%
Kalamazoo	NH Asian/Native Hawaiian/Other Pacific Islands	40-49 years	Completion	665	1030	64.56%
Kalamazoo	NH Asian/Native Hawaiian/Other Pacific Islands	40-49 years	Initiation	697	1030	67.67%
Kalamazoo	NH Asian/Native Hawaiian/Other Pacific Islands	40-49 years	Up-To-Date	228	1030	22.14%
Kalamazoo	NH Asian/Native Hawaiian/Other Pacific Islands	50-64 years	Completion	705	883	79.84%
Kalamazoo	NH Asian/Native Hawaiian/Other Pacific Islands	50-64 years	Initiation	755	883	85.5%
Kalamazoo	NH Asian/Native Hawaiian/Other Pacific Islands	50-64 years	Up-To-Date	283	883	32.05%
Kalamazoo	NH Asian/Native Hawaiian/Other Pacific Islands	5-11 years	Completion	373	505	73.86%
Kalamazoo	NH Asian/Native Hawaiian/Other Pacific Islands	5-11 years	Initiation	389	505	77.03%
Kalamazoo	NH Asian/Native Hawaiian/Other Pacific Islands	5-11 years	Up-To-Date	89	505	17.62%
Kalamazoo	NH Asian/Native Hawaiian/Other Pacific Islands	65-74 years	Completion	297	344	86.34%
Kalamazoo	NH Asian/Native Hawaiian/Other Pacific Islands	65-74 years	Initiation	317	344	92.15%
Kalamazoo	NH Asian/Native Hawaiian/Other Pacific Islands	65-74 years	Up-To-Date	149	344	43.31%
Kalamazoo	NH Asian/Native Hawaiian/Other Pacific Islands	75+ years	Completion	150	219	68.49%
Kalamazoo	NH Asian/Native Hawaiian/Other Pacific Islands	75+ years	Initiation	155	219	70.78%
Kalamazoo	NH Asian/Native Hawaiian/Other Pacific Islands	75+ years	Up-To-Date	85	219	38.81%
Kalamazoo	NH Asian/Native Hawaiian/Other Pacific Islands	under 5 years	Completion	36	332	10.84%
Kalamazoo	NH Asian/Native Hawaiian/Other Pacific Islands	under 5 years	Initiation	66	332	19.88%
Kalamazoo	NH Asian/Native Hawaiian/Other Pacific Islands	under 5 years	Up-To-Date	28	332	8.43%
Kalamazoo	NH Black	12-15 years	Completion	764	1856	41.16%
Kalamazoo	NH Black	12-15 years	Initiation	865	1856	46.61%
Kalamazoo	NH Black	12-15 years	Up-To-Date	105	1856	5.66%
Kalamazoo	NH Black	16-19 years	Completion	939	2017	46.55%
Kalamazoo	NH Black	16-19 years	Initiation	1090	2017	54.04%
Kalamazoo	NH Black	16-19 years	Up-To-Date	105	2017	5.21%
Kalamazoo	NH Black	20-29 years	Completion	2621	6543	40.06%
Kalamazoo	NH Black	20-29 years	Initiation	3051	6543	46.63%
Kalamazoo	NH Black	20-29 years	Up-To-Date	247	6543	3.78%
Kalamazoo	NH Black	30-39 years	Completion	1972	3597	54.82%
Kalamazoo	NH Black	30-39 years	Initiation	2173	3597	60.41%
Kalamazoo	NH Black	30-39 years	Up-To-Date	286	3597	7.95%
Kalamazoo	NH Black	40-49 years	Completion	2054	3343	61.44%
Kalamazoo	NH Black	40-49 years	Initiation	2221	3343	66.44%
Kalamazoo	NH Black	40-49 years	Up-To-Date	432	3343	12.92%
Kalamazoo	NH Black	50-64 years	Completion	3252	4309	75.47%
Kalamazoo	NH Black	50-64 years	Initiation	3407	4309	79.07%
Kalamazoo	NH Black	50-64 years	Up-To-Date	1025	4309	23.79%
Kalamazoo	NH Black	5-11 years	Completion	794	3396	23.38%
Kalamazoo	NH Black	5-11 years	Initiation	982	3396	28.92%
Kalamazoo	NH Black	5-11 years	Up-To-Date	117	3396	3.45%
Kalamazoo	NH Black	65-74 years	Completion	1443	1715	84.14%
Kalamazoo	NH Black	65-74 years	Initiation	1495	1715	87.17%
Kalamazoo	NH Black	65-74 years	Up-To-Date	690	1715	40.23%
Kalamazoo	NH Black	75+ years	Completion	698	978	71.37%
Kalamazoo	NH Black	75+ years	Initiation	726	978	74.23%
Kalamazoo	NH Black	75+ years	Up-To-Date	324	978	33.13%
Kalamazoo	NH Black	under 5 years	Completion	47	2406	1.95%
Kalamazoo	NH Black	under 5 years	Initiation	192	2406	7.98%
Kalamazoo	NH Black	under 5 years	Up-To-Date	40	2406	1.66%
Kalamazoo	NH White	12-15 years	Completion	5556	8545	65.02%
Kalamazoo	NH White	12-15 years	Initiation	5819	8545	68.1%
Kalamazoo	NH White	12-15 years	Up-To-Date	1327	8545	15.53%
Kalamazoo	NH White	16-19 years	Completion	5520	10786	51.18%
Kalamazoo	NH White	16-19 years	Initiation	5820	10786	53.96%
Kalamazoo	NH White	16-19 years	Up-To-Date	973	10786	9.02%
Kalamazoo	NH White	20-29 years	Completion	15632	37064	42.18%
Kalamazoo	NH White	20-29 years	Initiation	16700	37064	45.06%
Kalamazoo	NH White	20-29 years	Up-To-Date	2687	37064	7.25%
Kalamazoo	NH White	30-39 years	Completion	15891	25366	62.65%
Kalamazoo	NH White	30-39 years	Initiation	16742	25366	66%
Kalamazoo	NH White	30-39 years	Up-To-Date	4219	25366	16.63%
Kalamazoo	NH White	40-49 years	Completion	15079	22782	66.19%

Kalamazoo	NH White	40-49 years	Initiation	15672	22782	68.79%
Kalamazoo	NH White	40-49 years	Up-To-Date	4797	22782	21.06%
Kalamazoo	NH White	50-64 years	Completion	27237	37804	72.05%
Kalamazoo	NH White	50-64 years	Initiation	28026	37804	74.14%
Kalamazoo	NH White	50-64 years	Up-To-Date	11430	37804	30.23%
Kalamazoo	NH White	5-11 years	Completion	6852	14707	46.59%
Kalamazoo	NH White	5-11 years	Initiation	7402	14707	50.33%
Kalamazoo	NH White	5-11 years	Up-To-Date	1650	14707	11.22%
Kalamazoo	NH White	65-74 years	Completion	18034	21123	85.38%
Kalamazoo	NH White	65-74 years	Initiation	18457	21123	87.38%
Kalamazoo	NH White	65-74 years	Up-To-Date	10769	21123	50.98%
Kalamazoo	NH White	75+ years	Completion	11959	15443	77.44%
Kalamazoo	NH White	75+ years	Initiation	12253	15443	79.34%
Kalamazoo	NH White	75+ years	Up-To-Date	6679	15443	43.25%
Kalamazoo	NH White	under 5 years	Completion	1006	10465	9.61%
Kalamazoo	NH White	under 5 years	Initiation	1917	10465	18.32%
Kalamazoo	NH White	under 5 years	Up-To-Date	861	10465	8.23%
Kalkaska	Hispanic	30-39 years	Completion	25	69	36.23%
Kalkaska	Hispanic	30-39 years	Initiation	29	69	42.03%
Kalkaska	NH American Indian/Alaska Native	50-64 years	Completion	14	50	28%
Kalkaska	NH American Indian/Alaska Native	50-64 years	Initiation	14	50	28%
Kalkaska	NH White	12-15 years	Completion	191	804	23.76%
Kalkaska	NH White	12-15 years	Initiation	221	804	27.49%
Kalkaska	NH White	12-15 years	Up-To-Date	27	804	3.36%
Kalkaska	NH White	16-19 years	Completion	248	681	36.42%
Kalkaska	NH White	16-19 years	Initiation	266	681	39.06%
Kalkaska	NH White	16-19 years	Up-To-Date	35	681	5.14%
Kalkaska	NH White	20-29 years	Completion	537	1771	30.32%
Kalkaska	NH White	20-29 years	Initiation	586	1771	33.09%
Kalkaska	NH White	20-29 years	Up-To-Date	45	1771	2.54%
Kalkaska	NH White	30-39 years	Completion	650	2021	32.16%
Kalkaska	NH White	30-39 years	Initiation	697	2021	34.49%
Kalkaska	NH White	30-39 years	Up-To-Date	81	2021	4.01%
Kalkaska	NH White	40-49 years	Completion	733	1943	37.73%
Kalkaska	NH White	40-49 years	Initiation	770	1943	39.63%
Kalkaska	NH White	40-49 years	Up-To-Date	140	1943	7.21%
Kalkaska	NH White	50-64 years	Completion	1941	3944	49.21%
Kalkaska	NH White	50-64 years	Initiation	1987	3944	50.38%
Kalkaska	NH White	50-64 years	Up-To-Date	554	3944	14.05%
Kalkaska	NH White	5-11 years	Completion	158	1322	11.95%
Kalkaska	NH White	5-11 years	Initiation	175	1322	13.24%
Kalkaska	NH White	5-11 years	Up-To-Date	27	1322	2.04%
Kalkaska	NH White	65-74 years	Completion	1186	2227	53.26%
Kalkaska	NH White	65-74 years	Initiation	1213	2227	54.47%
Kalkaska	NH White	65-74 years	Up-To-Date	573	2227	25.73%
Kalkaska	NH White	75+ years	Completion	621	1376	45.13%
Kalkaska	NH White	75+ years	Initiation	648	1376	47.09%
Kalkaska	NH White	75+ years	Up-To-Date	248	1376	18.02%
Kalkaska	NH White	under 5 years	Completion	15	815	1.84%
Kalkaska	NH White	under 5 years	Initiation	35	815	4.29%
Kent	Hispanic	12-15 years	Completion	4093	6339	64.57%
Kent	Hispanic	12-15 years	Initiation	4433	6339	69.93%
Kent	Hispanic	12-15 years	Up-To-Date	750	6339	11.83%
Kent	Hispanic	16-19 years	Completion	3736	5681	65.76%
Kent	Hispanic	16-19 years	Initiation	4198	5681	73.9%
Kent	Hispanic	16-19 years	Up-To-Date	449	5681	7.9%
Kent	Hispanic	20-29 years	Completion	7345	12347	59.49%
Kent	Hispanic	20-29 years	Initiation	8277	12347	67.04%
Kent	Hispanic	20-29 years	Up-To-Date	835	12347	6.76%
Kent	Hispanic	30-39 years	Completion	6238	10101	61.76%
Kent	Hispanic	30-39 years	Initiation	6948	10101	68.79%
Kent	Hispanic	30-39 years	Up-To-Date	948	10101	9.39%
Kent	Hispanic	40-49 years	Completion	6351	8463	75.04%
Kent	Hispanic	40-49 years	Initiation	6922	8463	81.79%

Kent	Hispanic	40-49 years	Up-To-Date	1009	8463	11.92%
Kent	Hispanic	50-64 years	Completion	6184	7391	83.67%
Kent	Hispanic	50-64 years	Initiation	6630	7391	89.7%
Kent	Hispanic	50-64 years	Up-To-Date	1559	7391	21.09%
Kent	Hispanic	5-11 years	Completion	3586	10543	34.01%
Kent	Hispanic	5-11 years	Initiation	4094	10543	38.83%
Kent	Hispanic	5-11 years	Up-To-Date	605	10543	5.74%
Kent	Hispanic	65-74 years	Completion	1712	2082	82.23%
Kent	Hispanic	65-74 years	Initiation	1833	2082	88.04%
Kent	Hispanic	65-74 years	Up-To-Date	597	2082	28.67%
Kent	Hispanic	75+ years	Completion	787	1115	70.58%
Kent	Hispanic	75+ years	Initiation	851	1115	76.32%
Kent	Hispanic	75+ years	Up-To-Date	306	1115	27.44%
Kent	Hispanic	under 5 years	Completion	280	7178	3.9%
Kent	Hispanic	under 5 years	Initiation	860	7178	11.98%
Kent	Hispanic	under 5 years	Up-To-Date	184	7178	2.56%
Kent	NH American Indian/Alaska Native	12-15 years	Completion	36	95	37.89%
Kent	NH American Indian/Alaska Native	12-15 years	Initiation	40	95	42.11%
Kent	NH American Indian/Alaska Native	16-19 years	Completion	83	98	84.69%
Kent	NH American Indian/Alaska Native	16-19 years	Initiation	87	98	88.78%
Kent	NH American Indian/Alaska Native	20-29 years	Completion	349	380	91.84%
Kent	NH American Indian/Alaska Native	20-29 years	Initiation	377	380	99.21%
Kent	NH American Indian/Alaska Native	20-29 years	Up-To-Date	58	380	15.26%
Kent	NH American Indian/Alaska Native	30-39 years	Completion	343	394	87.06%
Kent	NH American Indian/Alaska Native	30-39 years	Initiation	372	394	94.42%
Kent	NH American Indian/Alaska Native	30-39 years	Up-To-Date	61	394	15.48%
Kent	NH American Indian/Alaska Native	40-49 years	Completion	302	299	101%
Kent	NH American Indian/Alaska Native	40-49 years	Initiation	327	299	109.36%
Kent	NH American Indian/Alaska Native	40-49 years	Up-To-Date	84	299	28.09%
Kent	NH American Indian/Alaska Native	50-64 years	Completion	470	396	118.69%
Kent	NH American Indian/Alaska Native	50-64 years	Initiation	481	396	121.46%
Kent	NH American Indian/Alaska Native	50-64 years	Up-To-Date	177	396	44.7%
Kent	NH American Indian/Alaska Native	5-11 years	Completion	48	213	22.54%
Kent	NH American Indian/Alaska Native	5-11 years	Initiation	54	213	25.35%
Kent	NH American Indian/Alaska Native	65-74 years	Completion	157	144	109.03%
Kent	NH American Indian/Alaska Native	65-74 years	Initiation	160	144	111.11%
Kent	NH American Indian/Alaska Native	65-74 years	Up-To-Date	62	144	43.06%
Kent	NH American Indian/Alaska Native	75+ years	Completion	101	62	162.9%
Kent	NH American Indian/Alaska Native	75+ years	Initiation	109	62	175.81%
Kent	NH American Indian/Alaska Native	75+ years	Up-To-Date	43	62	69.35%
Kent	NH American Indian/Alaska Native	under 5 years	Initiation	16	144	11.11%
Kent	NH Asian/Native Hawaiian/Other Pacific Islands	12-15 years	Completion	664	1335	49.74%
Kent	NH Asian/Native Hawaiian/Other Pacific Islands	12-15 years	Initiation	695	1335	52.06%
Kent	NH Asian/Native Hawaiian/Other Pacific Islands	12-15 years	Up-To-Date	156	1335	11.69%
Kent	NH Asian/Native Hawaiian/Other Pacific Islands	16-19 years	Completion	689	1377	50.04%
Kent	NH Asian/Native Hawaiian/Other Pacific Islands	16-19 years	Initiation	730	1377	53.01%
Kent	NH Asian/Native Hawaiian/Other Pacific Islands	16-19 years	Up-To-Date	136	1377	9.88%
Kent	NH Asian/Native Hawaiian/Other Pacific Islands	20-29 years	Completion	2023	3826	52.88%
Kent	NH Asian/Native Hawaiian/Other Pacific Islands	20-29 years	Initiation	2197	3826	57.42%
Kent	NH Asian/Native Hawaiian/Other Pacific Islands	20-29 years	Up-To-Date	378	3826	9.88%
Kent	NH Asian/Native Hawaiian/Other Pacific Islands	30-39 years	Completion	2253	3835	58.75%
Kent	NH Asian/Native Hawaiian/Other Pacific Islands	30-39 years	Initiation	2410	3835	62.84%
Kent	NH Asian/Native Hawaiian/Other Pacific Islands	30-39 years	Up-To-Date	515	3835	13.43%
Kent	NH Asian/Native Hawaiian/Other Pacific Islands	40-49 years	Completion	1806	3390	53.27%
Kent	NH Asian/Native Hawaiian/Other Pacific Islands	40-49 years	Initiation	1911	3390	56.37%
Kent	NH Asian/Native Hawaiian/Other Pacific Islands	40-49 years	Up-To-Date	502	3390	14.81%
Kent	NH Asian/Native Hawaiian/Other Pacific Islands	50-64 years	Completion	2133	2886	73.91%
Kent	NH Asian/Native Hawaiian/Other Pacific Islands	50-64 years	Initiation	2266	2886	78.52%
Kent	NH Asian/Native Hawaiian/Other Pacific Islands	50-64 years	Up-To-Date	647	2886	22.42%
Kent	NH Asian/Native Hawaiian/Other Pacific Islands	5-11 years	Completion	1322	1916	69%
Kent	NH Asian/Native Hawaiian/Other Pacific Islands	5-11 years	Initiation	1399	1916	73.02%
Kent	NH Asian/Native Hawaiian/Other Pacific Islands	5-11 years	Up-To-Date	256	1916	13.36%
Kent	NH Asian/Native Hawaiian/Other Pacific Islands	65-74 years	Completion	828	1171	70.71%
Kent	NH Asian/Native Hawaiian/Other Pacific Islands	65-74 years	Initiation	869	1171	74.21%

Kent	NH Asian/Native Hawaiian/Other Pacific Islands	65-74 years	Up-To-Date	351	1171	29.97%
Kent	NH Asian/Native Hawaiian/Other Pacific Islands	75+ years	Completion	360	716	50.28%
Kent	NH Asian/Native Hawaiian/Other Pacific Islands	75+ years	Initiation	391	716	54.61%
Kent	NH Asian/Native Hawaiian/Other Pacific Islands	75+ years	Up-To-Date	152	716	21.23%
Kent	NH Asian/Native Hawaiian/Other Pacific Islands	under 5 years	Completion	96	1280	7.5%
Kent	NH Asian/Native Hawaiian/Other Pacific Islands	under 5 years	Initiation	163	1280	12.73%
Kent	NH Asian/Native Hawaiian/Other Pacific Islands	under 5 years	Up-To-Date	42	1280	3.28%
Kent	NH Black	12-15 years	Completion	1733	4046	42.83%
Kent	NH Black	12-15 years	Initiation	1951	4046	48.22%
Kent	NH Black	12-15 years	Up-To-Date	308	4046	7.61%
Kent	NH Black	16-19 years	Completion	1823	4125	44.19%
Kent	NH Black	16-19 years	Initiation	2065	4125	50.06%
Kent	NH Black	16-19 years	Up-To-Date	218	4125	5.28%
Kent	NH Black	20-29 years	Completion	4580	11449	40%
Kent	NH Black	20-29 years	Initiation	5282	11449	46.14%
Kent	NH Black	20-29 years	Up-To-Date	498	11449	4.35%
Kent	NH Black	30-39 years	Completion	4452	8559	52.02%
Kent	NH Black	30-39 years	Initiation	4888	8559	57.11%
Kent	NH Black	30-39 years	Up-To-Date	615	8559	7.19%
Kent	NH Black	40-49 years	Completion	4454	7286	61.13%
Kent	NH Black	40-49 years	Initiation	4744	7286	65.11%
Kent	NH Black	40-49 years	Up-To-Date	947	7286	13%
Kent	NH Black	50-64 years	Completion	7471	10141	73.67%
Kent	NH Black	50-64 years	Initiation	7810	10141	77.01%
Kent	NH Black	50-64 years	Up-To-Date	2376	10141	23.43%
Kent	NH Black	5-11 years	Completion	1778	7473	23.79%
Kent	NH Black	5-11 years	Initiation	2151	7473	28.78%
Kent	NH Black	5-11 years	Up-To-Date	242	7473	3.24%
Kent	NH Black	65-74 years	Completion	3002	3577	83.93%
Kent	NH Black	65-74 years	Initiation	3087	3577	86.3%
Kent	NH Black	65-74 years	Up-To-Date	1387	3577	38.78%
Kent	NH Black	75+ years	Completion	1391	1969	70.64%
Kent	NH Black	75+ years	Initiation	1441	1969	73.18%
Kent	NH Black	75+ years	Up-To-Date	634	1969	32.2%
Kent	NH Black	under 5 years	Completion	144	5217	2.76%
Kent	NH Black	under 5 years	Initiation	438	5217	8.4%
Kent	NH Black	under 5 years	Up-To-Date	90	5217	1.73%
Kent	NH White	12-15 years	Completion	12842	21652	59.31%
Kent	NH White	12-15 years	Initiation	13409	21652	61.93%
Kent	NH White	12-15 years	Up-To-Date	2765	21652	12.77%
Kent	NH White	16-19 years	Completion	13121	21327	61.52%
Kent	NH White	16-19 years	Initiation	13782	21327	64.62%
Kent	NH White	16-19 years	Up-To-Date	2018	21327	9.46%
Kent	NH White	20-29 years	Completion	41926	68127	61.54%
Kent	NH White	20-29 years	Initiation	44442	68127	65.23%
Kent	NH White	20-29 years	Up-To-Date	7343	68127	10.78%
Kent	NH White	30-39 years	Completion	44419	70326	63.16%
Kent	NH White	30-39 years	Initiation	46596	70326	66.26%
Kent	NH White	30-39 years	Up-To-Date	11742	70326	16.7%
Kent	NH White	40-49 years	Completion	36724	55940	65.65%
Kent	NH White	40-49 years	Initiation	38069	55940	68.05%
Kent	NH White	40-49 years	Up-To-Date	10478	55940	18.73%
Kent	NH White	50-64 years	Completion	66186	97584	67.82%
Kent	NH White	50-64 years	Initiation	68037	97584	69.72%
Kent	NH White	50-64 years	Up-To-Date	24538	97584	25.15%
Kent	NH White	5-11 years	Completion	17287	37468	46.14%
Kent	NH White	5-11 years	Initiation	18259	37468	48.73%
Kent	NH White	5-11 years	Up-To-Date	3673	37468	9.8%
Kent	NH White	65-74 years	Completion	38846	47508	81.77%
Kent	NH White	65-74 years	Initiation	39772	47508	83.72%
Kent	NH White	65-74 years	Up-To-Date	21098	47508	44.41%
Kent	NH White	75+ years	Completion	25982	33970	76.49%
Kent	NH White	75+ years	Initiation	26774	33970	78.82%
Kent	NH White	75+ years	Up-To-Date	12859	33970	37.85%

Kent	NH White	under 5 years	Completion	3827	27480	13.93%
Kent	NH White	under 5 years	Initiation	5269	27480	19.17%
Kent	NH White	under 5 years	Up-To-Date	2048	27480	7.45%
Keweenaw	NH White	12-15 years	Completion	15	75	20%
Keweenaw	NH White	12-15 years	Initiation	15	75	20%
Keweenaw	NH White	16-19 years	Completion	17	73	23.29%
Keweenaw	NH White	16-19 years	Initiation	21	73	28.77%
Keweenaw	NH White	20-29 years	Completion	46	140	32.86%
Keweenaw	NH White	20-29 years	Initiation	48	140	34.29%
Keweenaw	NH White	30-39 years	Completion	56	144	38.89%
Keweenaw	NH White	30-39 years	Initiation	59	144	40.97%
Keweenaw	NH White	40-49 years	Completion	60	185	32.43%
Keweenaw	NH White	40-49 years	Initiation	64	185	34.59%
Keweenaw	NH White	40-49 years	Up-To-Date	15	185	8.11%
Keweenaw	NH White	50-64 years	Completion	205	467	43.9%
Keweenaw	NH White	50-64 years	Initiation	211	467	45.18%
Keweenaw	NH White	50-64 years	Up-To-Date	77	467	16.49%
Keweenaw	NH White	5-11 years	Completion	18	100	18%
Keweenaw	NH White	5-11 years	Initiation	21	100	21%
Keweenaw	NH White	65-74 years	Completion	258	478	53.97%
Keweenaw	NH White	65-74 years	Initiation	265	478	55.44%
Keweenaw	NH White	65-74 years	Up-To-Date	122	478	25.52%
Keweenaw	NH White	75+ years	Completion	149	308	48.38%
Keweenaw	NH White	75+ years	Initiation	158	308	51.3%
Keweenaw	NH White	75+ years	Up-To-Date	77	308	25%
Lake	NH Black	20-29 years	Completion	19	98	19.39%
Lake	NH Black	20-29 years	Initiation	29	98	29.59%
Lake	NH Black	30-39 years	Completion	20	84	23.81%
Lake	NH Black	30-39 years	Initiation	20	84	23.81%
Lake	NH Black	40-49 years	Completion	26	97	26.8%
Lake	NH Black	40-49 years	Initiation	28	97	28.87%
Lake	NH Black	50-64 years	Completion	78	186	41.94%
Lake	NH Black	50-64 years	Initiation	85	186	45.7%
Lake	NH Black	50-64 years	Up-To-Date	17	186	9.14%
Lake	NH Black	65-74 years	Completion	87	173	50.29%
Lake	NH Black	65-74 years	Initiation	88	173	50.87%
Lake	NH Black	65-74 years	Up-To-Date	40	173	23.12%
Lake	NH Black	75+ years	Completion	56	115	48.7%
Lake	NH Black	75+ years	Initiation	59	115	51.3%
Lake	NH Black	75+ years	Up-To-Date	22	115	19.13%
Lake	NH White	12-15 years	Completion	93	353	26.35%
Lake	NH White	12-15 years	Initiation	104	353	29.46%
Lake	NH White	12-15 years	Up-To-Date	12	353	3.4%
Lake	NH White	16-19 years	Completion	80	294	27.21%
Lake	NH White	16-19 years	Initiation	87	294	29.59%
Lake	NH White	20-29 years	Completion	183	738	24.8%
Lake	NH White	20-29 years	Initiation	204	738	27.64%
Lake	NH White	20-29 years	Up-To-Date	23	738	3.12%
Lake	NH White	30-39 years	Completion	250	865	28.9%
Lake	NH White	30-39 years	Initiation	278	865	32.14%
Lake	NH White	30-39 years	Up-To-Date	41	865	4.74%
Lake	NH White	40-49 years	Completion	386	1036	37.26%
Lake	NH White	40-49 years	Initiation	407	1036	39.29%
Lake	NH White	40-49 years	Up-To-Date	68	1036	6.56%
Lake	NH White	50-64 years	Completion	1502	2725	55.12%
Lake	NH White	50-64 years	Initiation	1563	2725	57.36%
Lake	NH White	50-64 years	Up-To-Date	518	2725	19.01%
Lake	NH White	5-11 years	Completion	77	601	12.81%
Lake	NH White	5-11 years	Initiation	91	601	15.14%
Lake	NH White	65-74 years	Completion	1201	1965	61.12%
Lake	NH White	65-74 years	Initiation	1242	1965	63.21%
Lake	NH White	65-74 years	Up-To-Date	548	1965	27.89%
Lake	NH White	75+ years	Completion	704	1181	59.61%
Lake	NH White	75+ years	Initiation	732	1181	61.98%

Lake	NH White	75+ years	Up-To-Date	332	1181	28.11%
Lake	NH White	under 5 years	Initiation	13	438	2.97%
Lapeer	Hispanic	12-15 years	Completion	82	352	23.3%
Lapeer	Hispanic	12-15 years	Initiation	91	352	25.85%
Lapeer	Hispanic	16-19 years	Completion	90	325	27.69%
Lapeer	Hispanic	16-19 years	Initiation	100	325	30.77%
Lapeer	Hispanic	20-29 years	Completion	262	662	39.58%
Lapeer	Hispanic	20-29 years	Initiation	295	662	44.56%
Lapeer	Hispanic	20-29 years	Up-To-Date	16	662	2.42%
Lapeer	Hispanic	30-39 years	Completion	234	575	40.7%
Lapeer	Hispanic	30-39 years	Initiation	262	575	45.57%
Lapeer	Hispanic	30-39 years	Up-To-Date	18	575	3.13%
Lapeer	Hispanic	40-49 years	Completion	209	501	41.72%
Lapeer	Hispanic	40-49 years	Initiation	230	501	45.91%
Lapeer	Hispanic	40-49 years	Up-To-Date	22	501	4.39%
Lapeer	Hispanic	50-64 years	Completion	371	625	59.36%
Lapeer	Hispanic	50-64 years	Initiation	406	625	64.96%
Lapeer	Hispanic	50-64 years	Up-To-Date	88	625	14.08%
Lapeer	Hispanic	5-11 years	Completion	32	538	5.95%
Lapeer	Hispanic	5-11 years	Initiation	40	538	7.43%
Lapeer	Hispanic	65-74 years	Completion	167	190	87.89%
Lapeer	Hispanic	65-74 years	Initiation	171	190	90%
Lapeer	Hispanic	65-74 years	Up-To-Date	59	190	31.05%
Lapeer	Hispanic	75+ years	Completion	86	73	117.81%
Lapeer	Hispanic	75+ years	Initiation	90	73	123.29%
Lapeer	Hispanic	75+ years	Up-To-Date	22	73	30.14%
Lapeer	NH American Indian/Alaska Native	30-39 years	Completion	17	50	34%
Lapeer	NH American Indian/Alaska Native	30-39 years	Initiation	18	50	36%
Lapeer	NH American Indian/Alaska Native	50-64 years	Completion	53	96	55.21%
Lapeer	NH American Indian/Alaska Native	50-64 years	Initiation	55	96	57.29%
Lapeer	NH American Indian/Alaska Native	50-64 years	Up-To-Date	22	96	22.92%
Lapeer	NH Asian/Native Hawaiian/Other Pacific Islands	20-29 years	Completion	24	91	26.37%
Lapeer	NH Asian/Native Hawaiian/Other Pacific Islands	20-29 years	Initiation	24	91	26.37%
Lapeer	NH Asian/Native Hawaiian/Other Pacific Islands	30-39 years	Completion	38	97	39.18%
Lapeer	NH Asian/Native Hawaiian/Other Pacific Islands	30-39 years	Initiation	41	97	42.27%
Lapeer	NH Asian/Native Hawaiian/Other Pacific Islands	40-49 years	Completion	39	95	41.05%
Lapeer	NH Asian/Native Hawaiian/Other Pacific Islands	40-49 years	Initiation	41	95	43.16%
Lapeer	NH Asian/Native Hawaiian/Other Pacific Islands	50-64 years	Completion	58	81	71.6%
Lapeer	NH Asian/Native Hawaiian/Other Pacific Islands	50-64 years	Initiation	63	81	77.78%
Lapeer	NH Asian/Native Hawaiian/Other Pacific Islands	50-64 years	Up-To-Date	20	81	24.69%
Lapeer	NH Asian/Native Hawaiian/Other Pacific Islands	5-11 years	Completion	29	71	40.85%
Lapeer	NH Asian/Native Hawaiian/Other Pacific Islands	5-11 years	Initiation	29	71	40.85%
Lapeer	NH Black	16-19 years	Completion	13	153	8.5%
Lapeer	NH Black	16-19 years	Initiation	14	153	9.15%
Lapeer	NH Black	20-29 years	Completion	31	159	19.5%
Lapeer	NH Black	20-29 years	Initiation	34	159	21.38%
Lapeer	NH Black	30-39 years	Completion	29	189	15.34%
Lapeer	NH Black	30-39 years	Initiation	32	189	16.93%
Lapeer	NH Black	40-49 years	Completion	40	152	26.32%
Lapeer	NH Black	40-49 years	Initiation	43	152	28.29%
Lapeer	NH Black	50-64 years	Completion	87	176	49.43%
Lapeer	NH Black	50-64 years	Initiation	90	176	51.14%
Lapeer	NH Black	50-64 years	Up-To-Date	23	176	13.07%
Lapeer	NH White	12-15 years	Completion	1066	3872	27.53%
Lapeer	NH White	12-15 years	Initiation	1148	3872	29.65%
Lapeer	NH White	12-15 years	Up-To-Date	95	3872	2.45%
Lapeer	NH White	16-19 years	Completion	1378	3749	36.76%
Lapeer	NH White	16-19 years	Initiation	1476	3749	39.37%
Lapeer	NH White	16-19 years	Up-To-Date	94	3749	2.51%
Lapeer	NH White	20-29 years	Completion	2895	8795	32.92%
Lapeer	NH White	20-29 years	Initiation	3130	8795	35.59%
Lapeer	NH White	20-29 years	Up-To-Date	250	8795	2.84%
Lapeer	NH White	30-39 years	Completion	2901	8433	34.4%
Lapeer	NH White	30-39 years	Initiation	3110	8433	36.88%

Lapeer	NH White	30-39 years	Up-To-Date	333	8433	3.95%
Lapeer	NH White	40-49 years	Completion	3580	9699	36.91%
Lapeer	NH White	40-49 years	Initiation	3780	9699	38.97%
Lapeer	NH White	40-49 years	Up-To-Date	515	9699	5.31%
Lapeer	NH White	50-64 years	Completion	9834	20292	48.46%
Lapeer	NH White	50-64 years	Initiation	10220	20292	50.36%
Lapeer	NH White	50-64 years	Up-To-Date	2658	20292	13.1%
Lapeer	NH White	5-11 years	Completion	742	5903	12.57%
Lapeer	NH White	5-11 years	Initiation	824	5903	13.96%
Lapeer	NH White	5-11 years	Up-To-Date	61	5903	1.03%
Lapeer	NH White	65-74 years	Completion	6331	9784	64.71%
Lapeer	NH White	65-74 years	Initiation	6517	9784	66.61%
Lapeer	NH White	65-74 years	Up-To-Date	2873	9784	29.36%
Lapeer	NH White	75+ years	Completion	3847	6234	61.71%
Lapeer	NH White	75+ years	Initiation	3997	6234	64.12%
Lapeer	NH White	75+ years	Up-To-Date	1680	6234	26.95%
Lapeer	NH White	under 5 years	Completion	47	3616	1.3%
Lapeer	NH White	under 5 years	Initiation	82	3616	2.27%
Lapeer	NH White	under 5 years	Up-To-Date	21	3616	0.58%
Leelanau	Hispanic	12-15 years	Completion	72	81	88.89%
Leelanau	Hispanic	12-15 years	Initiation	76	81	93.83%
Leelanau	Hispanic	12-15 years	Up-To-Date	13	81	16.05%
Leelanau	Hispanic	16-19 years	Completion	61	73	83.56%
Leelanau	Hispanic	16-19 years	Initiation	63	73	86.3%
Leelanau	Hispanic	20-29 years	Completion	133	172	77.33%
Leelanau	Hispanic	20-29 years	Initiation	148	172	86.05%
Leelanau	Hispanic	20-29 years	Up-To-Date	16	172	9.3%
Leelanau	Hispanic	30-39 years	Completion	114	141	80.85%
Leelanau	Hispanic	30-39 years	Initiation	123	141	87.23%
Leelanau	Hispanic	30-39 years	Up-To-Date	19	141	13.48%
Leelanau	Hispanic	40-49 years	Completion	104	88	118.18%
Leelanau	Hispanic	40-49 years	Initiation	108	88	122.73%
Leelanau	Hispanic	40-49 years	Up-To-Date	21	88	23.86%
Leelanau	Hispanic	50-64 years	Completion	117	117	100%
Leelanau	Hispanic	50-64 years	Initiation	127	117	108.55%
Leelanau	Hispanic	50-64 years	Up-To-Date	27	117	23.08%
Leelanau	Hispanic	5-11 years	Completion	35	143	24.48%
Leelanau	Hispanic	5-11 years	Initiation	44	143	30.77%
Leelanau	Hispanic	under 5 years	Initiation	11	103	10.68%
Leelanau	NH American Indian/Alaska Native	20-29 years	Completion	47	66	71.21%
Leelanau	NH American Indian/Alaska Native	20-29 years	Initiation	48	66	72.73%
Leelanau	NH American Indian/Alaska Native	20-29 years	Up-To-Date	12	66	18.18%
Leelanau	NH American Indian/Alaska Native	30-39 years	Completion	57	71	80.28%
Leelanau	NH American Indian/Alaska Native	30-39 years	Initiation	58	71	81.69%
Leelanau	NH American Indian/Alaska Native	30-39 years	Up-To-Date	15	71	21.13%
Leelanau	NH American Indian/Alaska Native	40-49 years	Completion	34	66	51.52%
Leelanau	NH American Indian/Alaska Native	40-49 years	Initiation	38	66	57.58%
Leelanau	NH American Indian/Alaska Native	50-64 years	Completion	66	123	53.66%
Leelanau	NH American Indian/Alaska Native	50-64 years	Initiation	66	123	53.66%
Leelanau	NH American Indian/Alaska Native	50-64 years	Up-To-Date	36	123	29.27%
Leelanau	NH American Indian/Alaska Native	5-11 years	Completion	34	70	48.57%
Leelanau	NH American Indian/Alaska Native	5-11 years	Initiation	35	70	50%
Leelanau	NH American Indian/Alaska Native	65-74 years	Completion	32	61	52.46%
Leelanau	NH American Indian/Alaska Native	65-74 years	Initiation	34	61	55.74%
Leelanau	NH American Indian/Alaska Native	65-74 years	Up-To-Date	22	61	36.07%
Leelanau	NH White	12-15 years	Completion	420	669	62.78%
Leelanau	NH White	12-15 years	Initiation	445	669	66.52%
Leelanau	NH White	12-15 years	Up-To-Date	72	669	10.76%
Leelanau	NH White	16-19 years	Completion	470	663	70.89%
Leelanau	NH White	16-19 years	Initiation	497	663	74.96%
Leelanau	NH White	16-19 years	Up-To-Date	60	663	9.05%
Leelanau	NH White	20-29 years	Completion	846	1518	55.73%
Leelanau	NH White	20-29 years	Initiation	934	1518	61.53%
Leelanau	NH White	20-29 years	Up-To-Date	115	1518	7.58%

Leelanau	NH White	30-39 years	Completion	1109	1729	64.14%
Leelanau	NH White	30-39 years	Initiation	1181	1729	68.31%
Leelanau	NH White	30-39 years	Up-To-Date	265	1729	15.33%
Leelanau	NH White	40-49 years	Completion	1217	1803	67.5%
Leelanau	NH White	40-49 years	Initiation	1281	1803	71.05%
Leelanau	NH White	40-49 years	Up-To-Date	351	1803	19.47%
Leelanau	NH White	50-64 years	Completion	3349	4756	70.42%
Leelanau	NH White	50-64 years	Initiation	3451	4756	72.56%
Leelanau	NH White	50-64 years	Up-To-Date	1390	4756	29.23%
Leelanau	NH White	5-11 years	Completion	558	988	56.48%
Leelanau	NH White	5-11 years	Initiation	607	988	61.44%
Leelanau	NH White	5-11 years	Up-To-Date	123	988	12.45%
Leelanau	NH White	65-74 years	Completion	3391	3924	86.42%
Leelanau	NH White	65-74 years	Initiation	3493	3924	89.02%
Leelanau	NH White	65-74 years	Up-To-Date	2028	3924	51.68%
Leelanau	NH White	75+ years	Completion	1985	2806	70.74%
Leelanau	NH White	75+ years	Initiation	2081	2806	74.16%
Leelanau	NH White	75+ years	Up-To-Date	1066	2806	37.99%
Leelanau	NH White	under 5 years	Completion	100	706	14.16%
Leelanau	NH White	under 5 years	Initiation	143	706	20.25%
Leelanau	NH White	under 5 years	Up-To-Date	68	706	9.63%
Lenawee	Hispanic	12-15 years	Completion	191	674	28.34%
Lenawee	Hispanic	12-15 years	Initiation	206	674	30.56%
Lenawee	Hispanic	12-15 years	Up-To-Date	11	674	1.63%
Lenawee	Hispanic	16-19 years	Completion	213	666	31.98%
Lenawee	Hispanic	16-19 years	Initiation	235	666	35.29%
Lenawee	Hispanic	16-19 years	Up-To-Date	11	666	1.65%
Lenawee	Hispanic	20-29 years	Completion	441	1334	33.06%
Lenawee	Hispanic	20-29 years	Initiation	506	1334	37.93%
Lenawee	Hispanic	20-29 years	Up-To-Date	37	1334	2.77%
Lenawee	Hispanic	30-39 years	Completion	396	1135	34.89%
Lenawee	Hispanic	30-39 years	Initiation	441	1135	38.85%
Lenawee	Hispanic	30-39 years	Up-To-Date	43	1135	3.79%
Lenawee	Hispanic	40-49 years	Completion	367	961	38.19%
Lenawee	Hispanic	40-49 years	Initiation	405	961	42.14%
Lenawee	Hispanic	40-49 years	Up-To-Date	52	961	5.41%
Lenawee	Hispanic	50-64 years	Completion	593	1042	56.91%
Lenawee	Hispanic	50-64 years	Initiation	629	1042	60.36%
Lenawee	Hispanic	50-64 years	Up-To-Date	137	1042	13.15%
Lenawee	Hispanic	5-11 years	Completion	134	940	14.26%
Lenawee	Hispanic	5-11 years	Initiation	144	940	15.32%
Lenawee	Hispanic	65-74 years	Completion	329	484	67.98%
Lenawee	Hispanic	65-74 years	Initiation	347	484	71.69%
Lenawee	Hispanic	65-74 years	Up-To-Date	112	484	23.14%
Lenawee	Hispanic	75+ years	Completion	177	281	62.99%
Lenawee	Hispanic	75+ years	Initiation	185	281	65.84%
Lenawee	Hispanic	75+ years	Up-To-Date	71	281	25.27%
Lenawee	Hispanic	under 5 years	Initiation	12	532	2.26%
Lenawee	NH American Indian/Alaska Native	30-39 years	Completion	25	66	37.88%
Lenawee	NH American Indian/Alaska Native	30-39 years	Initiation	28	66	42.42%
Lenawee	NH American Indian/Alaska Native	40-49 years	Completion	24	57	42.11%
Lenawee	NH American Indian/Alaska Native	40-49 years	Initiation	24	57	42.11%
Lenawee	NH American Indian/Alaska Native	50-64 years	Completion	69	101	68.32%
Lenawee	NH American Indian/Alaska Native	50-64 years	Initiation	73	101	72.28%
Lenawee	NH American Indian/Alaska Native	50-64 years	Up-To-Date	20	101	19.8%
Lenawee	NH Asian/Native Hawaiian/Other Pacific Islands	20-29 years	Completion	33	63	52.38%
Lenawee	NH Asian/Native Hawaiian/Other Pacific Islands	20-29 years	Initiation	37	63	58.73%
Lenawee	NH Asian/Native Hawaiian/Other Pacific Islands	30-39 years	Completion	30	75	40%
Lenawee	NH Asian/Native Hawaiian/Other Pacific Islands	30-39 years	Initiation	31	75	41.33%
Lenawee	NH Asian/Native Hawaiian/Other Pacific Islands	40-49 years	Completion	41	53	77.36%
Lenawee	NH Asian/Native Hawaiian/Other Pacific Islands	40-49 years	Initiation	42	53	79.25%
Lenawee	NH Asian/Native Hawaiian/Other Pacific Islands	50-64 years	Completion	72	82	87.8%
Lenawee	NH Asian/Native Hawaiian/Other Pacific Islands	50-64 years	Initiation	76	82	92.68%
Lenawee	NH Asian/Native Hawaiian/Other Pacific Islands	50-64 years	Up-To-Date	20	82	24.39%

Lenawee	NH Asian/Native Hawaiian/Other Pacific Islands	65-74 years	Completion	35	56	62.5%
Lenawee	NH Asian/Native Hawaiian/Other Pacific Islands	65-74 years	Initiation	36	56	64.29%
Lenawee	NH Asian/Native Hawaiian/Other Pacific Islands	65-74 years	Up-To-Date	13	56	23.21%
Lenawee	NH Black	12-15 years	Completion	38	98	38.78%
Lenawee	NH Black	12-15 years	Initiation	41	98	41.84%
Lenawee	NH Black	16-19 years	Completion	40	222	18.02%
Lenawee	NH Black	16-19 years	Initiation	46	222	20.72%
Lenawee	NH Black	20-29 years	Completion	97	468	20.73%
Lenawee	NH Black	20-29 years	Initiation	114	468	24.36%
Lenawee	NH Black	30-39 years	Completion	102	511	19.96%
Lenawee	NH Black	30-39 years	Initiation	113	511	22.11%
Lenawee	NH Black	30-39 years	Up-To-Date	13	511	2.54%
Lenawee	NH Black	40-49 years	Completion	90	427	21.08%
Lenawee	NH Black	40-49 years	Initiation	101	427	23.65%
Lenawee	NH Black	40-49 years	Up-To-Date	18	427	4.22%
Lenawee	NH Black	50-64 years	Completion	198	400	49.5%
Lenawee	NH Black	50-64 years	Initiation	210	400	52.5%
Lenawee	NH Black	50-64 years	Up-To-Date	50	400	12.5%
Lenawee	NH Black	5-11 years	Completion	23	161	14.29%
Lenawee	NH Black	5-11 years	Initiation	26	161	16.15%
Lenawee	NH Black	65-74 years	Completion	79	65	121.54%
Lenawee	NH Black	65-74 years	Initiation	83	65	127.69%
Lenawee	NH Black	65-74 years	Up-To-Date	29	65	44.62%
Lenawee	NH White	12-15 years	Completion	1486	3937	37.74%
Lenawee	NH White	12-15 years	Initiation	1560	3937	39.62%
Lenawee	NH White	12-15 years	Up-To-Date	146	3937	3.71%
Lenawee	NH White	16-19 years	Completion	1561	4230	36.9%
Lenawee	NH White	16-19 years	Initiation	1680	4230	39.72%
Lenawee	NH White	16-19 years	Up-To-Date	138	4230	3.26%
Lenawee	NH White	20-29 years	Completion	3344	9941	33.64%
Lenawee	NH White	20-29 years	Initiation	3633	9941	36.55%
Lenawee	NH White	20-29 years	Up-To-Date	354	9941	3.56%
Lenawee	NH White	30-39 years	Completion	3454	9506	36.33%
Lenawee	NH White	30-39 years	Initiation	3707	9506	39%
Lenawee	NH White	30-39 years	Up-To-Date	452	9506	4.75%
Lenawee	NH White	40-49 years	Completion	4232	10331	40.96%
Lenawee	NH White	40-49 years	Initiation	4454	10331	43.11%
Lenawee	NH White	40-49 years	Up-To-Date	717	10331	6.94%
Lenawee	NH White	50-64 years	Completion	9662	18722	51.61%
Lenawee	NH White	50-64 years	Initiation	10000	18722	53.41%
Lenawee	NH White	50-64 years	Up-To-Date	2830	18722	15.12%
Lenawee	NH White	5-11 years	Completion	1194	6234	19.15%
Lenawee	NH White	5-11 years	Initiation	1301	6234	20.87%
Lenawee	NH White	5-11 years	Up-To-Date	147	6234	2.36%
Lenawee	NH White	65-74 years	Completion	7210	10672	67.56%
Lenawee	NH White	65-74 years	Initiation	7386	10672	69.21%
Lenawee	NH White	65-74 years	Up-To-Date	3381	10672	31.68%
Lenawee	NH White	75+ years	Completion	4731	7320	64.63%
Lenawee	NH White	75+ years	Initiation	4869	7320	66.52%
Lenawee	NH White	75+ years	Up-To-Date	2087	7320	28.51%
Lenawee	NH White	under 5 years	Completion	88	4253	2.07%
Lenawee	NH White	under 5 years	Initiation	163	4253	3.83%
Lenawee	NH White	under 5 years	Up-To-Date	63	4253	1.48%
Livingston	Hispanic	12-15 years	Completion	266	377	70.56%
Livingston	Hispanic	12-15 years	Initiation	279	377	74.01%
Livingston	Hispanic	12-15 years	Up-To-Date	41	377	10.88%
Livingston	Hispanic	16-19 years	Completion	197	349	56.45%
Livingston	Hispanic	16-19 years	Initiation	210	349	60.17%
Livingston	Hispanic	16-19 years	Up-To-Date	19	349	5.44%
Livingston	Hispanic	20-29 years	Completion	393	746	52.68%
Livingston	Hispanic	20-29 years	Initiation	444	746	59.52%
Livingston	Hispanic	20-29 years	Up-To-Date	46	746	6.17%
Livingston	Hispanic	30-39 years	Completion	398	734	54.22%
Livingston	Hispanic	30-39 years	Initiation	446	734	60.76%

Livingston	Hispanic	30-39 years	Up-To-Date	62	734	8.45%
Livingston	Hispanic	40-49 years	Completion	431	680	63.38%
Livingston	Hispanic	40-49 years	Initiation	471	680	69.26%
Livingston	Hispanic	40-49 years	Up-To-Date	82	680	12.06%
Livingston	Hispanic	50-64 years	Completion	549	715	76.78%
Livingston	Hispanic	50-64 years	Initiation	586	715	81.96%
Livingston	Hispanic	50-64 years	Up-To-Date	169	715	23.64%
Livingston	Hispanic	5-11 years	Completion	166	598	27.76%
Livingston	Hispanic	5-11 years	Initiation	177	598	29.6%
Livingston	Hispanic	5-11 years	Up-To-Date	31	598	5.18%
Livingston	Hispanic	65-74 years	Completion	259	222	116.67%
Livingston	Hispanic	65-74 years	Initiation	266	222	119.82%
Livingston	Hispanic	65-74 years	Up-To-Date	138	222	62.16%
Livingston	Hispanic	75+ years	Completion	115	118	97.46%
Livingston	Hispanic	75+ years	Initiation	120	118	101.69%
Livingston	Hispanic	75+ years	Up-To-Date	49	118	41.53%
Livingston	Hispanic	under 5 years	Completion	30	358	8.38%
Livingston	Hispanic	under 5 years	Initiation	52	358	14.53%
Livingston	Hispanic	under 5 years	Up-To-Date	22	358	6.15%
Livingston	NH American Indian/Alaska Native	20-29 years	Completion	56	98	57.14%
Livingston	NH American Indian/Alaska Native	20-29 years	Initiation	58	98	59.18%
Livingston	NH American Indian/Alaska Native	30-39 years	Completion	51	68	75%
Livingston	NH American Indian/Alaska Native	30-39 years	Initiation	55	68	80.88%
Livingston	NH American Indian/Alaska Native	40-49 years	Completion	47	83	56.63%
Livingston	NH American Indian/Alaska Native	40-49 years	Initiation	47	83	56.63%
Livingston	NH American Indian/Alaska Native	40-49 years	Up-To-Date	12	83	14.46%
Livingston	NH American Indian/Alaska Native	50-64 years	Completion	110	180	61.11%
Livingston	NH American Indian/Alaska Native	50-64 years	Initiation	115	180	63.89%
Livingston	NH American Indian/Alaska Native	50-64 years	Up-To-Date	33	180	18.33%
Livingston	NH American Indian/Alaska Native	65-74 years	Completion	45	64	70.31%
Livingston	NH American Indian/Alaska Native	65-74 years	Initiation	47	64	73.44%
Livingston	NH American Indian/Alaska Native	65-74 years	Up-To-Date	21	64	32.81%
Livingston	NH Asian/Native Hawaiian/Other Pacific Islands	12-15 years	Completion	77	82	93.9%
Livingston	NH Asian/Native Hawaiian/Other Pacific Islands	12-15 years	Initiation	78	82	95.12%
Livingston	NH Asian/Native Hawaiian/Other Pacific Islands	12-15 years	Up-To-Date	12	82	14.63%
Livingston	NH Asian/Native Hawaiian/Other Pacific Islands	16-19 years	Completion	79	79	100%
Livingston	NH Asian/Native Hawaiian/Other Pacific Islands	16-19 years	Initiation	83	79	105.06%
Livingston	NH Asian/Native Hawaiian/Other Pacific Islands	16-19 years	Up-To-Date	12	79	15.19%
Livingston	NH Asian/Native Hawaiian/Other Pacific Islands	20-29 years	Completion	148	243	60.91%
Livingston	NH Asian/Native Hawaiian/Other Pacific Islands	20-29 years	Initiation	163	243	67.08%
Livingston	NH Asian/Native Hawaiian/Other Pacific Islands	20-29 years	Up-To-Date	25	243	10.29%
Livingston	NH Asian/Native Hawaiian/Other Pacific Islands	30-39 years	Completion	174	327	53.21%
Livingston	NH Asian/Native Hawaiian/Other Pacific Islands	30-39 years	Initiation	185	327	56.57%
Livingston	NH Asian/Native Hawaiian/Other Pacific Islands	30-39 years	Up-To-Date	42	327	12.84%
Livingston	NH Asian/Native Hawaiian/Other Pacific Islands	40-49 years	Completion	172	298	57.72%
Livingston	NH Asian/Native Hawaiian/Other Pacific Islands	40-49 years	Initiation	184	298	61.74%
Livingston	NH Asian/Native Hawaiian/Other Pacific Islands	40-49 years	Up-To-Date	46	298	15.44%
Livingston	NH Asian/Native Hawaiian/Other Pacific Islands	50-64 years	Completion	245	376	65.16%
Livingston	NH Asian/Native Hawaiian/Other Pacific Islands	50-64 years	Initiation	260	376	69.15%
Livingston	NH Asian/Native Hawaiian/Other Pacific Islands	50-64 years	Up-To-Date	88	376	23.4%
Livingston	NH Asian/Native Hawaiian/Other Pacific Islands	5-11 years	Completion	123	158	77.85%
Livingston	NH Asian/Native Hawaiian/Other Pacific Islands	5-11 years	Initiation	129	158	81.65%
Livingston	NH Asian/Native Hawaiian/Other Pacific Islands	5-11 years	Up-To-Date	11	158	6.96%
Livingston	NH Asian/Native Hawaiian/Other Pacific Islands	65-74 years	Completion	109	143	76.22%
Livingston	NH Asian/Native Hawaiian/Other Pacific Islands	65-74 years	Initiation	116	143	81.12%
Livingston	NH Asian/Native Hawaiian/Other Pacific Islands	65-74 years	Up-To-Date	55	143	38.46%
Livingston	NH Asian/Native Hawaiian/Other Pacific Islands	75+ years	Completion	56	106	52.83%
Livingston	NH Asian/Native Hawaiian/Other Pacific Islands	75+ years	Initiation	59	106	55.66%
Livingston	NH Asian/Native Hawaiian/Other Pacific Islands	75+ years	Up-To-Date	27	106	25.47%
Livingston	NH Asian/Native Hawaiian/Other Pacific Islands	under 5 years	Completion	11	128	8.59%
Livingston	NH Asian/Native Hawaiian/Other Pacific Islands	under 5 years	Initiation	15	128	11.72%
Livingston	NH Black	12-15 years	Completion	35	59	59.32%
Livingston	NH Black	12-15 years	Initiation	37	59	62.71%
Livingston	NH Black	16-19 years	Completion	46	59	77.97%

Livingston	NH Black	16-19 years	Initiation	53	59	89.83%
Livingston	NH Black	20-29 years	Completion	88	251	35.06%
Livingston	NH Black	20-29 years	Initiation	100	251	39.84%
Livingston	NH Black	20-29 years	Up-To-Date	12	251	4.78%
Livingston	NH Black	30-39 years	Completion	85	187	45.45%
Livingston	NH Black	30-39 years	Initiation	92	187	49.2%
Livingston	NH Black	30-39 years	Up-To-Date	13	187	6.95%
Livingston	NH Black	40-49 years	Completion	74	165	44.85%
Livingston	NH Black	40-49 years	Initiation	84	165	50.91%
Livingston	NH Black	40-49 years	Up-To-Date	16	165	9.7%
Livingston	NH Black	50-64 years	Completion	136	227	59.91%
Livingston	NH Black	50-64 years	Initiation	144	227	63.44%
Livingston	NH Black	50-64 years	Up-To-Date	54	227	23.79%
Livingston	NH Black	5-11 years	Completion	24	84	28.57%
Livingston	NH Black	5-11 years	Initiation	29	84	34.52%
Livingston	NH Black	65-74 years	Completion	63	79	79.75%
Livingston	NH Black	65-74 years	Initiation	67	79	84.81%
Livingston	NH Black	65-74 years	Up-To-Date	30	79	37.97%
Livingston	NH White	12-15 years	Completion	4131	9119	45.3%
Livingston	NH White	12-15 years	Initiation	4298	9119	47.13%
Livingston	NH White	12-15 years	Up-To-Date	659	9119	7.23%
Livingston	NH White	16-19 years	Completion	4560	9017	50.57%
Livingston	NH White	16-19 years	Initiation	4789	9017	53.11%
Livingston	NH White	16-19 years	Up-To-Date	539	9017	5.98%
Livingston	NH White	20-29 years	Completion	9403	20075	46.84%
Livingston	NH White	20-29 years	Initiation	10028	20075	49.95%
Livingston	NH White	20-29 years	Up-To-Date	1264	20075	6.3%
Livingston	NH White	30-39 years	Completion	10741	20068	53.52%
Livingston	NH White	30-39 years	Initiation	11351	20068	56.56%
Livingston	NH White	30-39 years	Up-To-Date	2164	20068	10.78%
Livingston	NH White	40-49 years	Completion	11609	22323	52%
Livingston	NH White	40-49 years	Initiation	12119	22323	54.29%
Livingston	NH White	40-49 years	Up-To-Date	2552	22323	11.43%
Livingston	NH White	50-64 years	Completion	26621	44148	60.3%
Livingston	NH White	50-64 years	Initiation	27481	44148	62.25%
Livingston	NH White	50-64 years	Up-To-Date	8791	44148	19.91%
Livingston	NH White	5-11 years	Completion	4357	13848	31.46%
Livingston	NH White	5-11 years	Initiation	4630	13848	33.43%
Livingston	NH White	5-11 years	Up-To-Date	846	13848	6.11%
Livingston	NH White	65-74 years	Completion	15353	20518	74.83%
Livingston	NH White	65-74 years	Initiation	15794	20518	76.98%
Livingston	NH White	65-74 years	Up-To-Date	7721	20518	37.63%
Livingston	NH White	75+ years	Completion	9490	12897	73.58%
Livingston	NH White	75+ years	Initiation	9841	12897	76.3%
Livingston	NH White	75+ years	Up-To-Date	4385	12897	34%
Livingston	NH White	under 5 years	Completion	685	8743	7.83%
Livingston	NH White	under 5 years	Initiation	1061	8743	12.14%
Livingston	NH White	under 5 years	Up-To-Date	443	8743	5.07%
Luce	NH American Indian/Alaska Native	50-64 years	Completion	16	76	21.05%
Luce	NH American Indian/Alaska Native	50-64 years	Initiation	16	76	21.05%
Luce	NH Black	50-64 years	Completion	12	97	12.37%
Luce	NH Black	50-64 years	Initiation	13	97	13.4%
Luce	NH White	12-15 years	Completion	54	189	28.57%
Luce	NH White	12-15 years	Initiation	62	189	32.8%
Luce	NH White	16-19 years	Completion	54	183	29.51%
Luce	NH White	16-19 years	Initiation	58	183	31.69%
Luce	NH White	20-29 years	Completion	109	486	22.43%
Luce	NH White	20-29 years	Initiation	115	486	23.66%
Luce	NH White	30-39 years	Completion	129	513	25.15%
Luce	NH White	30-39 years	Initiation	139	513	27.1%
Luce	NH White	30-39 years	Up-To-Date	11	513	2.14%
Luce	NH White	40-49 years	Completion	155	583	26.59%
Luce	NH White	40-49 years	Initiation	157	583	26.93%
Luce	NH White	40-49 years	Up-To-Date	14	583	2.4%

Luce	NH White	50-64 years	Completion	387	1134	34.13%
Luce	NH White	50-64 years	Initiation	399	1134	35.19%
Luce	NH White	50-64 years	Up-To-Date	98	1134	8.64%
Luce	NH White	5-11 years	Completion	40	286	13.99%
Luce	NH White	5-11 years	Initiation	42	286	14.69%
Luce	NH White	65-74 years	Completion	297	649	45.76%
Luce	NH White	65-74 years	Initiation	305	649	47%
Luce	NH White	65-74 years	Up-To-Date	102	649	15.72%
Luce	NH White	75+ years	Completion	242	571	42.38%
Luce	NH White	75+ years	Initiation	252	571	44.13%
Luce	NH White	75+ years	Up-To-Date	94	571	16.46%
Mackinac	NH American Indian/Alaska Native	12-15 years	Completion	25	118	21.19%
Mackinac	NH American Indian/Alaska Native	12-15 years	Initiation	27	118	22.88%
Mackinac	NH American Indian/Alaska Native	16-19 years	Completion	51	114	44.74%
Mackinac	NH American Indian/Alaska Native	16-19 years	Initiation	53	114	46.49%
Mackinac	NH American Indian/Alaska Native	20-29 years	Completion	73	228	32.02%
Mackinac	NH American Indian/Alaska Native	20-29 years	Initiation	82	228	35.96%
Mackinac	NH American Indian/Alaska Native	30-39 years	Completion	59	169	34.91%
Mackinac	NH American Indian/Alaska Native	30-39 years	Initiation	70	169	41.42%
Mackinac	NH American Indian/Alaska Native	40-49 years	Completion	57	209	27.27%
Mackinac	NH American Indian/Alaska Native	40-49 years	Initiation	61	209	29.19%
Mackinac	NH American Indian/Alaska Native	50-64 years	Completion	136	420	32.38%
Mackinac	NH American Indian/Alaska Native	50-64 years	Initiation	139	420	33.1%
Mackinac	NH American Indian/Alaska Native	50-64 years	Up-To-Date	32	420	7.62%
Mackinac	NH American Indian/Alaska Native	5-11 years	Completion	16	118	13.56%
Mackinac	NH American Indian/Alaska Native	5-11 years	Initiation	19	118	16.1%
Mackinac	NH American Indian/Alaska Native	65-74 years	Completion	56	187	29.95%
Mackinac	NH American Indian/Alaska Native	65-74 years	Initiation	57	187	30.48%
Mackinac	NH American Indian/Alaska Native	65-74 years	Up-To-Date	18	187	9.63%
Mackinac	NH American Indian/Alaska Native	75+ years	Completion	16	91	17.58%
Mackinac	NH American Indian/Alaska Native	75+ years	Initiation	17	91	18.68%
Mackinac	NH Black	30-39 years	Completion	125	81	154.32%
Mackinac	NH Black	30-39 years	Initiation	133	81	164.2%
Mackinac	NH Black	40-49 years	Completion	100	87	114.94%
Mackinac	NH Black	40-49 years	Initiation	108	87	124.14%
Mackinac	NH Black	50-64 years	Completion	67	114	58.77%
Mackinac	NH Black	50-64 years	Initiation	69	114	60.53%
Mackinac	NH White	12-15 years	Completion	93	252	36.9%
Mackinac	NH White	12-15 years	Initiation	100	252	39.68%
Mackinac	NH White	16-19 years	Completion	110	256	42.97%
Mackinac	NH White	16-19 years	Initiation	124	256	48.44%
Mackinac	NH White	20-29 years	Completion	232	656	35.37%
Mackinac	NH White	20-29 years	Initiation	258	656	39.33%
Mackinac	NH White	20-29 years	Up-To-Date	17	656	2.59%
Mackinac	NH White	30-39 years	Completion	244	653	37.37%
Mackinac	NH White	30-39 years	Initiation	263	653	40.28%
Mackinac	NH White	30-39 years	Up-To-Date	31	653	4.75%
Mackinac	NH White	40-49 years	Completion	293	782	37.47%
Mackinac	NH White	40-49 years	Initiation	302	782	38.62%
Mackinac	NH White	40-49 years	Up-To-Date	49	782	6.27%
Mackinac	NH White	50-64 years	Completion	888	1947	45.61%
Mackinac	NH White	50-64 years	Initiation	916	1947	47.05%
Mackinac	NH White	50-64 years	Up-To-Date	275	1947	14.12%
Mackinac	NH White	5-11 years	Completion	56	369	15.18%
Mackinac	NH White	5-11 years	Initiation	73	369	19.78%
Mackinac	NH White	65-74 years	Completion	801	1508	53.12%
Mackinac	NH White	65-74 years	Initiation	824	1508	54.64%
Mackinac	NH White	65-74 years	Up-To-Date	396	1508	26.26%
Mackinac	NH White	75+ years	Completion	511	1163	43.94%
Mackinac	NH White	75+ years	Initiation	536	1163	46.09%
Mackinac	NH White	75+ years	Up-To-Date	229	1163	19.69%
Macomb	Hispanic	12-15 years	Completion	1313	1826	71.91%
Macomb	Hispanic	12-15 years	Initiation	1433	1826	78.48%
Macomb	Hispanic	12-15 years	Up-To-Date	132	1826	7.23%

Macomb	Hispanic	16-19 years	Completion	1203	1680	71.61%
Macomb	Hispanic	16-19 years	Initiation	1299	1680	77.32%
Macomb	Hispanic	16-19 years	Up-To-Date	83	1680	4.94%
Macomb	Hispanic	20-29 years	Completion	2200	4025	54.66%
Macomb	Hispanic	20-29 years	Initiation	2559	4025	63.58%
Macomb	Hispanic	20-29 years	Up-To-Date	220	4025	5.47%
Macomb	Hispanic	30-39 years	Completion	2270	3663	61.97%
Macomb	Hispanic	30-39 years	Initiation	2602	3663	71.03%
Macomb	Hispanic	30-39 years	Up-To-Date	279	3663	7.62%
Macomb	Hispanic	40-49 years	Completion	2091	2977	70.24%
Macomb	Hispanic	40-49 years	Initiation	2391	2977	80.32%
Macomb	Hispanic	40-49 years	Up-To-Date	299	2977	10.04%
Macomb	Hispanic	50-64 years	Completion	2637	3212	82.1%
Macomb	Hispanic	50-64 years	Initiation	2904	3212	90.41%
Macomb	Hispanic	50-64 years	Up-To-Date	556	3212	17.31%
Macomb	Hispanic	5-11 years	Completion	657	2954	22.24%
Macomb	Hispanic	5-11 years	Initiation	747	2954	25.29%
Macomb	Hispanic	5-11 years	Up-To-Date	76	2954	2.57%
Macomb	Hispanic	65-74 years	Completion	892	950	93.89%
Macomb	Hispanic	65-74 years	Initiation	980	950	103.16%
Macomb	Hispanic	65-74 years	Up-To-Date	311	950	32.74%
Macomb	Hispanic	75+ years	Completion	518	680	76.18%
Macomb	Hispanic	75+ years	Initiation	560	680	82.35%
Macomb	Hispanic	75+ years	Up-To-Date	185	680	27.21%
Macomb	Hispanic	under 5 years	Completion	69	2117	3.26%
Macomb	Hispanic	under 5 years	Initiation	122	2117	5.76%
Macomb	Hispanic	under 5 years	Up-To-Date	53	2117	2.5%
Macomb	NH American Indian/Alaska Native	12-15 years	Completion	53	110	48.18%
Macomb	NH American Indian/Alaska Native	12-15 years	Initiation	56	110	50.91%
Macomb	NH American Indian/Alaska Native	16-19 years	Completion	67	118	56.78%
Macomb	NH American Indian/Alaska Native	16-19 years	Initiation	75	118	63.56%
Macomb	NH American Indian/Alaska Native	20-29 years	Completion	235	386	60.88%
Macomb	NH American Indian/Alaska Native	20-29 years	Initiation	250	386	64.77%
Macomb	NH American Indian/Alaska Native	20-29 years	Up-To-Date	18	386	4.66%
Macomb	NH American Indian/Alaska Native	30-39 years	Completion	185	337	54.9%
Macomb	NH American Indian/Alaska Native	30-39 years	Initiation	205	337	60.83%
Macomb	NH American Indian/Alaska Native	30-39 years	Up-To-Date	16	337	4.75%
Macomb	NH American Indian/Alaska Native	40-49 years	Completion	221	332	66.57%
Macomb	NH American Indian/Alaska Native	40-49 years	Initiation	231	332	69.58%
Macomb	NH American Indian/Alaska Native	40-49 years	Up-To-Date	39	332	11.75%
Macomb	NH American Indian/Alaska Native	50-64 years	Completion	429	492	87.2%
Macomb	NH American Indian/Alaska Native	50-64 years	Initiation	452	492	91.87%
Macomb	NH American Indian/Alaska Native	50-64 years	Up-To-Date	105	492	21.34%
Macomb	NH American Indian/Alaska Native	5-11 years	Completion	32	201	15.92%
Macomb	NH American Indian/Alaska Native	5-11 years	Initiation	35	201	17.41%
Macomb	NH American Indian/Alaska Native	65-74 years	Completion	197	178	110.67%
Macomb	NH American Indian/Alaska Native	65-74 years	Initiation	205	178	115.17%
Macomb	NH American Indian/Alaska Native	65-74 years	Up-To-Date	76	178	42.7%
Macomb	NH American Indian/Alaska Native	75+ years	Completion	161	79	203.8%
Macomb	NH American Indian/Alaska Native	75+ years	Initiation	165	79	208.86%
Macomb	NH American Indian/Alaska Native	75+ years	Up-To-Date	67	79	84.81%
Macomb	NH Asian/Native Hawaiian/Other Pacific Islands	12-15 years	Completion	1111	2077	53.49%
Macomb	NH Asian/Native Hawaiian/Other Pacific Islands	12-15 years	Initiation	1180	2077	56.81%
Macomb	NH Asian/Native Hawaiian/Other Pacific Islands	12-15 years	Up-To-Date	101	2077	4.86%
Macomb	NH Asian/Native Hawaiian/Other Pacific Islands	16-19 years	Completion	1046	1846	56.66%
Macomb	NH Asian/Native Hawaiian/Other Pacific Islands	16-19 years	Initiation	1097	1846	59.43%
Macomb	NH Asian/Native Hawaiian/Other Pacific Islands	16-19 years	Up-To-Date	135	1846	7.31%
Macomb	NH Asian/Native Hawaiian/Other Pacific Islands	20-29 years	Completion	3153	6538	48.23%
Macomb	NH Asian/Native Hawaiian/Other Pacific Islands	20-29 years	Initiation	3368	6538	51.51%
Macomb	NH Asian/Native Hawaiian/Other Pacific Islands	20-29 years	Up-To-Date	357	6538	5.46%
Macomb	NH Asian/Native Hawaiian/Other Pacific Islands	30-39 years	Completion	3382	6155	54.95%
Macomb	NH Asian/Native Hawaiian/Other Pacific Islands	30-39 years	Initiation	3610	6155	58.65%
Macomb	NH Asian/Native Hawaiian/Other Pacific Islands	30-39 years	Up-To-Date	422	6155	6.86%
Macomb	NH Asian/Native Hawaiian/Other Pacific Islands	40-49 years	Completion	2991	5142	58.17%

Macomb	NH Asian/Native Hawaiian/Other Pacific Islands	40-49 years	Initiation	3183	5142	61.9%
Macomb	NH Asian/Native Hawaiian/Other Pacific Islands	40-49 years	Up-To-Date	456	5142	8.87%
Macomb	NH Asian/Native Hawaiian/Other Pacific Islands	50-64 years	Completion	4157	5956	69.8%
Macomb	NH Asian/Native Hawaiian/Other Pacific Islands	50-64 years	Initiation	4385	5956	73.62%
Macomb	NH Asian/Native Hawaiian/Other Pacific Islands	50-64 years	Up-To-Date	890	5956	14.94%
Macomb	NH Asian/Native Hawaiian/Other Pacific Islands	5-11 years	Completion	1833	3270	56.06%
Macomb	NH Asian/Native Hawaiian/Other Pacific Islands	5-11 years	Initiation	1954	3270	59.76%
Macomb	NH Asian/Native Hawaiian/Other Pacific Islands	5-11 years	Up-To-Date	153	3270	4.68%
Macomb	NH Asian/Native Hawaiian/Other Pacific Islands	65-74 years	Completion	1763	2624	67.19%
Macomb	NH Asian/Native Hawaiian/Other Pacific Islands	65-74 years	Initiation	1832	2624	69.82%
Macomb	NH Asian/Native Hawaiian/Other Pacific Islands	65-74 years	Up-To-Date	598	2624	22.79%
Macomb	NH Asian/Native Hawaiian/Other Pacific Islands	75+ years	Completion	777	1412	55.03%
Macomb	NH Asian/Native Hawaiian/Other Pacific Islands	75+ years	Initiation	815	1412	57.72%
Macomb	NH Asian/Native Hawaiian/Other Pacific Islands	75+ years	Up-To-Date	295	1412	20.89%
Macomb	NH Asian/Native Hawaiian/Other Pacific Islands	under 5 years	Completion	58	2074	2.8%
Macomb	NH Asian/Native Hawaiian/Other Pacific Islands	under 5 years	Initiation	133	2074	6.41%
Macomb	NH Asian/Native Hawaiian/Other Pacific Islands	under 5 years	Up-To-Date	48	2074	2.31%
Macomb	NH Black	12-15 years	Completion	2569	6397	40.16%
Macomb	NH Black	12-15 years	Initiation	2828	6397	44.21%
Macomb	NH Black	12-15 years	Up-To-Date	241	6397	3.77%
Macomb	NH Black	16-19 years	Completion	2616	6274	41.7%
Macomb	NH Black	16-19 years	Initiation	2929	6274	46.68%
Macomb	NH Black	16-19 years	Up-To-Date	175	6274	2.79%
Macomb	NH Black	20-29 years	Completion	5960	19247	30.97%
Macomb	NH Black	20-29 years	Initiation	6864	19247	35.66%
Macomb	NH Black	20-29 years	Up-To-Date	402	19247	2.09%
Macomb	NH Black	30-39 years	Completion	6519	14956	43.59%
Macomb	NH Black	30-39 years	Initiation	7225	14956	48.31%
Macomb	NH Black	30-39 years	Up-To-Date	585	14956	3.91%
Macomb	NH Black	40-49 years	Completion	7831	15122	51.79%
Macomb	NH Black	40-49 years	Initiation	8339	15122	55.14%
Macomb	NH Black	40-49 years	Up-To-Date	1133	15122	7.49%
Macomb	NH Black	50-64 years	Completion	11995	18116	66.21%
Macomb	NH Black	50-64 years	Initiation	12595	18116	69.52%
Macomb	NH Black	50-64 years	Up-To-Date	3021	18116	16.68%
Macomb	NH Black	5-11 years	Completion	1970	11653	16.91%
Macomb	NH Black	5-11 years	Initiation	2363	11653	20.28%
Macomb	NH Black	5-11 years	Up-To-Date	219	11653	1.88%
Macomb	NH Black	65-74 years	Completion	4825	6225	77.51%
Macomb	NH Black	65-74 years	Initiation	5002	6225	80.35%
Macomb	NH Black	65-74 years	Up-To-Date	1909	6225	30.67%
Macomb	NH Black	75+ years	Completion	1775	2515	70.58%
Macomb	NH Black	75+ years	Initiation	1854	2515	73.72%
Macomb	NH Black	75+ years	Up-To-Date	628	2515	24.97%
Macomb	NH Black	under 5 years	Completion	98	7977	1.23%
Macomb	NH Black	under 5 years	Initiation	270	7977	3.38%
Macomb	NH Black	under 5 years	Up-To-Date	56	7977	0.7%
Macomb	NH White	12-15 years	Completion	11898	30190	39.41%
Macomb	NH White	12-15 years	Initiation	12544	30190	41.55%
Macomb	NH White	12-15 years	Up-To-Date	1298	30190	4.3%
Macomb	NH White	16-19 years	Completion	14773	28765	51.36%
Macomb	NH White	16-19 years	Initiation	15605	28765	54.25%
Macomb	NH White	16-19 years	Up-To-Date	1193	28765	4.15%
Macomb	NH White	20-29 years	Completion	37693	82399	45.74%
Macomb	NH White	20-29 years	Initiation	40099	82399	48.66%
Macomb	NH White	20-29 years	Up-To-Date	3649	82399	4.43%
Macomb	NH White	30-39 years	Completion	38994	81076	48.1%
Macomb	NH White	30-39 years	Initiation	41402	81076	51.07%
Macomb	NH White	30-39 years	Up-To-Date	4976	81076	6.14%
Macomb	NH White	40-49 years	Completion	42513	84035	50.59%
Macomb	NH White	40-49 years	Initiation	44563	84035	53.03%
Macomb	NH White	40-49 years	Up-To-Date	6592	84035	7.84%
Macomb	NH White	50-64 years	Completion	96515	158049	61.07%
Macomb	NH White	50-64 years	Initiation	99937	158049	63.23%

Macomb	NH White	50-64 years	Up-To-Date	24577	158049	15.55%
Macomb	NH White	5-11 years	Completion	9622	47727	20.16%
Macomb	NH White	5-11 years	Initiation	10387	47727	21.76%
Macomb	NH White	5-11 years	Up-To-Date	1267	47727	2.65%
Macomb	NH White	65-74 years	Completion	57802	76780	75.28%
Macomb	NH White	65-74 years	Initiation	59260	76780	77.18%
Macomb	NH White	65-74 years	Up-To-Date	24131	76780	31.43%
Macomb	NH White	75+ years	Completion	41278	59890	68.92%
Macomb	NH White	75+ years	Initiation	42527	59890	71.01%
Macomb	NH White	75+ years	Up-To-Date	15912	59890	26.57%
Macomb	NH White	under 5 years	Completion	961	32568	2.95%
Macomb	NH White	under 5 years	Initiation	1578	32568	4.85%
Macomb	NH White	under 5 years	Up-To-Date	748	32568	2.3%
Manistee	Hispanic	12-15 years	Completion	31	96	32.29%
Manistee	Hispanic	12-15 years	Initiation	33	96	34.38%
Manistee	Hispanic	16-19 years	Completion	43	72	59.72%
Manistee	Hispanic	16-19 years	Initiation	45	72	62.5%
Manistee	NH White	12-15 years	Completion	372	882	42.18%
Manistee	NH White	12-15 years	Initiation	396	882	44.9%
Manistee	NH White	12-15 years	Up-To-Date	42	882	4.76%
Manistee	NH White	16-19 years	Completion	446	871	51.21%
Manistee	NH White	16-19 years	Initiation	480	871	55.11%
Manistee	NH White	16-19 years	Up-To-Date	43	871	4.94%
Manistee	Hispanic	20-29 years	Completion	48	118	40.68%
Manistee	Hispanic	20-29 years	Initiation	56	118	47.46%
Manistee	NH Black	20-29 years	Initiation	12	355	3.38%
Manistee	NH White	20-29 years	Completion	868	2141	40.54%
Manistee	NH White	20-29 years	Initiation	930	2141	43.44%
Manistee	NH White	20-29 years	Up-To-Date	83	2141	3.88%
Manistee	Hispanic	30-39 years	Completion	49	99	49.49%
Manistee	Hispanic	30-39 years	Initiation	50	99	50.51%
Manistee	NH American Indian/Alaska Native	30-39 years	Completion	30	59	50.85%
Manistee	NH American Indian/Alaska Native	30-39 years	Initiation	33	59	55.93%
Manistee	NH White	30-39 years	Completion	1049	2021	51.9%
Manistee	NH White	30-39 years	Initiation	1131	2021	55.96%
Manistee	NH White	30-39 years	Up-To-Date	159	2021	7.87%
Manistee	Hispanic	40-49 years	Completion	51	134	38.06%
Manistee	Hispanic	40-49 years	Initiation	61	134	45.52%
Manistee	NH American Indian/Alaska Native	40-49 years	Completion	17	61	27.87%
Manistee	NH American Indian/Alaska Native	40-49 years	Initiation	18	61	29.51%
Manistee	NH Black	40-49 years	Completion	11	127	8.66%
Manistee	NH Black	40-49 years	Initiation	13	127	10.24%
Manistee	NH White	40-49 years	Completion	1157	2139	54.09%
Manistee	NH White	40-49 years	Initiation	1214	2139	56.76%
Manistee	NH White	40-49 years	Up-To-Date	212	2139	9.91%
Manistee	Hispanic	5-11 years	Completion	15	96	15.62%
Manistee	Hispanic	5-11 years	Initiation	18	96	18.75%
Manistee	NH White	5-11 years	Completion	325	1272	25.55%
Manistee	NH White	5-11 years	Initiation	348	1272	27.36%
Manistee	NH White	5-11 years	Up-To-Date	42	1272	3.3%
Manistee	Hispanic	50-64 years	Completion	77	106	72.64%
Manistee	Hispanic	50-64 years	Initiation	79	106	74.53%
Manistee	Hispanic	50-64 years	Up-To-Date	22	106	20.75%
Manistee	NH American Indian/Alaska Native	50-64 years	Completion	71	133	53.38%
Manistee	NH American Indian/Alaska Native	50-64 years	Initiation	75	133	56.39%
Manistee	NH American Indian/Alaska Native	50-64 years	Up-To-Date	20	133	15.04%
Manistee	NH Black	50-64 years	Completion	45	85	52.94%
Manistee	NH Black	50-64 years	Initiation	45	85	52.94%
Manistee	NH Black	50-64 years	Up-To-Date	14	85	16.47%
Manistee	NH White	50-64 years	Completion	3689	5336	69.13%
Manistee	NH White	50-64 years	Initiation	3789	5336	71.01%
Manistee	NH White	50-64 years	Up-To-Date	1226	5336	22.98%
Manistee	NH American Indian/Alaska Native	65-74 years	Completion	41	66	62.12%
Manistee	NH American Indian/Alaska Native	65-74 years	Initiation	42	66	63.64%

Manistee	NH American Indian/Alaska Native	65-74 years	Up-To-Date	13	66	19.7%
Manistee	NH White	65-74 years	Completion	3044	3644	83.53%
Manistee	NH White	65-74 years	Initiation	3112	3644	85.4%
Manistee	NH White	65-74 years	Up-To-Date	1588	3644	43.58%
Manistee	NH White	75+ years	Completion	1943	2605	74.59%
Manistee	NH White	75+ years	Initiation	2006	2605	77.01%
Manistee	NH White	75+ years	Up-To-Date	957	2605	36.74%
Manistee	NH White	under 5 years	Initiation	21	847	2.48%
Marquette	Hispanic	12-15 years	Completion	43	73	58.9%
Marquette	Hispanic	12-15 years	Initiation	47	73	64.38%
Marquette	NH American Indian/Alaska Native	12-15 years	Completion	27	65	41.54%
Marquette	NH American Indian/Alaska Native	12-15 years	Initiation	30	65	46.15%
Marquette	NH White	12-15 years	Completion	1471	2400	61.29%
Marquette	NH White	12-15 years	Initiation	1536	2400	64%
Marquette	NH White	12-15 years	Up-To-Date	373	2400	15.54%
Marquette	Hispanic	16-19 years	Completion	53	114	46.49%
Marquette	Hispanic	16-19 years	Initiation	60	114	52.63%
Marquette	NH American Indian/Alaska Native	16-19 years	Completion	40	95	42.11%
Marquette	NH American Indian/Alaska Native	16-19 years	Initiation	42	95	44.21%
Marquette	NH Black	16-19 years	Completion	19	52	36.54%
Marquette	NH Black	16-19 years	Initiation	20	52	38.46%
Marquette	NH White	16-19 years	Completion	1490	3667	40.63%
Marquette	NH White	16-19 years	Initiation	1575	3667	42.95%
Marquette	NH White	16-19 years	Up-To-Date	261	3667	7.12%
Marquette	Hispanic	20-29 years	Completion	103	242	42.56%
Marquette	Hispanic	20-29 years	Initiation	120	242	49.59%
Marquette	Hispanic	20-29 years	Up-To-Date	14	242	5.79%
Marquette	NH American Indian/Alaska Native	20-29 years	Completion	106	245	43.27%
Marquette	NH American Indian/Alaska Native	20-29 years	Initiation	114	245	46.53%
Marquette	NH American Indian/Alaska Native	20-29 years	Up-To-Date	15	245	6.12%
Marquette	NH Asian/Native Hawaiian/Other Pacific Islands	20-29 years	Completion	30	131	22.9%
Marquette	NH Asian/Native Hawaiian/Other Pacific Islands	20-29 years	Initiation	34	131	25.95%
Marquette	NH Black	20-29 years	Completion	119	341	34.9%
Marquette	NH Black	20-29 years	Initiation	129	341	37.83%
Marquette	NH White	20-29 years	Completion	4008	10353	38.71%
Marquette	NH White	20-29 years	Initiation	4271	10353	41.25%
Marquette	NH White	20-29 years	Up-To-Date	601	10353	5.81%
Marquette	Hispanic	30-39 years	Completion	60	151	39.74%
Marquette	Hispanic	30-39 years	Initiation	71	151	47.02%
Marquette	Hispanic	30-39 years	Up-To-Date	12	151	7.95%
Marquette	NH American Indian/Alaska Native	30-39 years	Completion	107	148	72.3%
Marquette	NH American Indian/Alaska Native	30-39 years	Initiation	120	148	81.08%
Marquette	NH American Indian/Alaska Native	30-39 years	Up-To-Date	16	148	10.81%
Marquette	NH Asian/Native Hawaiian/Other Pacific Islands	30-39 years	Completion	47	109	43.12%
Marquette	NH Asian/Native Hawaiian/Other Pacific Islands	30-39 years	Initiation	51	109	46.79%
Marquette	NH Asian/Native Hawaiian/Other Pacific Islands	30-39 years	Up-To-Date	13	109	11.93%
Marquette	NH Black	30-39 years	Completion	86	268	32.09%
Marquette	NH Black	30-39 years	Initiation	89	268	33.21%
Marquette	NH White	30-39 years	Completion	4205	6787	61.96%
Marquette	NH White	30-39 years	Initiation	4427	6787	65.23%
Marquette	NH White	30-39 years	Up-To-Date	940	6787	13.85%
Marquette	Hispanic	40-49 years	Completion	52	109	47.71%
Marquette	Hispanic	40-49 years	Initiation	54	109	49.54%
Marquette	Hispanic	40-49 years	Up-To-Date	13	109	11.93%
Marquette	NH American Indian/Alaska Native	40-49 years	Completion	72	148	48.65%
Marquette	NH American Indian/Alaska Native	40-49 years	Initiation	74	148	50%
Marquette	NH American Indian/Alaska Native	40-49 years	Up-To-Date	13	148	8.78%
Marquette	NH Black	40-49 years	Completion	30	197	15.23%
Marquette	NH Black	40-49 years	Initiation	31	197	15.74%
Marquette	NH White	40-49 years	Completion	4023	6456	62.31%
Marquette	NH White	40-49 years	Initiation	4169	6456	64.58%
Marquette	NH White	40-49 years	Up-To-Date	1123	6456	17.39%
Marquette	Hispanic	5-11 years	Completion	27	115	23.48%
Marquette	Hispanic	5-11 years	Initiation	29	115	25.22%

Marquette	NH American Indian/Alaska Native	5-11 years	Completion	33	106	31.13%
Marquette	NH American Indian/Alaska Native	5-11 years	Initiation	37	106	34.91%
Marquette	NH Asian/Native Hawaiian/Other Pacific Islands	5-11 years	Completion	25	59	42.37%
Marquette	NH Asian/Native Hawaiian/Other Pacific Islands	5-11 years	Initiation	25	59	42.37%
Marquette	NH White	5-11 years	Completion	1662	4232	39.27%
Marquette	NH White	5-11 years	Initiation	1766	4232	41.73%
Marquette	NH White	5-11 years	Up-To-Date	419	4232	9.9%
Marquette	Hispanic	50-64 years	Completion	67	101	66.34%
Marquette	Hispanic	50-64 years	Initiation	72	101	71.29%
Marquette	Hispanic	50-64 years	Up-To-Date	28	101	27.72%
Marquette	NH American Indian/Alaska Native	50-64 years	Completion	110	219	50.23%
Marquette	NH American Indian/Alaska Native	50-64 years	Initiation	116	219	52.97%
Marquette	NH American Indian/Alaska Native	50-64 years	Up-To-Date	43	219	19.63%
Marquette	NH Asian/Native Hawaiian/Other Pacific Islands	50-64 years	Completion	43	95	45.26%
Marquette	NH Asian/Native Hawaiian/Other Pacific Islands	50-64 years	Initiation	44	95	46.32%
Marquette	NH Asian/Native Hawaiian/Other Pacific Islands	50-64 years	Up-To-Date	18	95	18.95%
Marquette	NH Black	50-64 years	Completion	40	142	28.17%
Marquette	NH Black	50-64 years	Initiation	41	142	28.87%
Marquette	NH White	50-64 years	Completion	7936	12017	66.04%
Marquette	NH White	50-64 years	Initiation	8150	12017	67.82%
Marquette	NH White	50-64 years	Up-To-Date	3413	12017	28.4%
Marquette	NH American Indian/Alaska Native	65-74 years	Completion	48	98	48.98%
Marquette	NH American Indian/Alaska Native	65-74 years	Initiation	49	98	50%
Marquette	NH American Indian/Alaska Native	65-74 years	Up-To-Date	26	98	26.53%
Marquette	NH Asian/Native Hawaiian/Other Pacific Islands	65-74 years	Completion	27	51	52.94%
Marquette	NH Asian/Native Hawaiian/Other Pacific Islands	65-74 years	Initiation	27	51	52.94%
Marquette	NH Asian/Native Hawaiian/Other Pacific Islands	65-74 years	Up-To-Date	13	51	25.49%
Marquette	NH White	65-74 years	Completion	6179	7581	81.51%
Marquette	NH White	65-74 years	Initiation	6320	7581	83.37%
Marquette	NH White	65-74 years	Up-To-Date	3839	7581	50.64%
Marquette	NH White	75+ years	Completion	3717	5114	72.68%
Marquette	NH White	75+ years	Initiation	3848	5114	75.24%
Marquette	NH White	75+ years	Up-To-Date	2242	5114	43.84%
Marquette	NH American Indian/Alaska Native	under 5 years	Initiation	14	78	17.95%
Marquette	NH White	under 5 years	Completion	273	2708	10.08%
Marquette	NH White	under 5 years	Initiation	422	2708	15.58%
Marquette	NH White	under 5 years	Up-To-Date	197	2708	7.27%
Mason	Hispanic	12-15 years	Completion	60	127	47.24%
Mason	Hispanic	12-15 years	Initiation	60	127	47.24%
Mason	NH White	12-15 years	Completion	540	1187	45.49%
Mason	NH White	12-15 years	Initiation	579	1187	48.78%
Mason	NH White	12-15 years	Up-To-Date	68	1187	5.73%
Mason	Hispanic	16-19 years	Completion	62	116	53.45%
Mason	Hispanic	16-19 years	Initiation	69	116	59.48%
Mason	NH White	16-19 years	Completion	598	1019	58.68%
Mason	NH White	16-19 years	Initiation	624	1019	61.24%
Mason	NH White	16-19 years	Up-To-Date	78	1019	7.65%
Mason	Hispanic	20-29 years	Completion	170	234	72.65%
Mason	Hispanic	20-29 years	Initiation	193	234	82.48%
Mason	Hispanic	20-29 years	Up-To-Date	12	234	5.13%
Mason	NH White	20-29 years	Completion	1151	2688	42.82%
Mason	NH White	20-29 years	Initiation	1244	2688	46.28%
Mason	NH White	20-29 years	Up-To-Date	119	2688	4.43%
Mason	Hispanic	30-39 years	Completion	128	181	70.72%
Mason	Hispanic	30-39 years	Initiation	146	181	80.66%
Mason	NH White	30-39 years	Completion	1412	2747	51.4%
Mason	NH White	30-39 years	Initiation	1498	2747	54.53%
Mason	NH White	30-39 years	Up-To-Date	191	2747	6.95%
Mason	Hispanic	40-49 years	Completion	107	161	66.46%
Mason	Hispanic	40-49 years	Initiation	118	161	73.29%
Mason	Hispanic	40-49 years	Up-To-Date	14	161	8.7%
Mason	NH White	40-49 years	Completion	1686	2723	61.92%
Mason	NH White	40-49 years	Initiation	1761	2723	64.67%
Mason	NH White	40-49 years	Up-To-Date	345	2723	12.67%

Mason	Hispanic	5-11 years	Completion	37	191	19.37%
Mason	Hispanic	5-11 years	Initiation	41	191	21.47%
Mason	NH White	5-11 years	Completion	461	1925	23.95%
Mason	NH White	5-11 years	Initiation	503	1925	26.13%
Mason	NH White	5-11 years	Up-To-Date	58	1925	3.01%
Mason	Hispanic	50-64 years	Completion	127	142	89.44%
Mason	Hispanic	50-64 years	Initiation	136	142	95.77%
Mason	Hispanic	50-64 years	Up-To-Date	34	142	23.94%
Mason	NH American Indian/Alaska Native	50-64 years	Completion	33	58	56.9%
Mason	NH American Indian/Alaska Native	50-64 years	Initiation	34	58	58.62%
Mason	NH White	50-64 years	Completion	4117	6159	66.85%
Mason	NH White	50-64 years	Initiation	4266	6159	69.26%
Mason	NH White	50-64 years	Up-To-Date	1383	6159	22.45%
Mason	Hispanic	65-74 years	Completion	45	57	78.95%
Mason	Hispanic	65-74 years	Initiation	49	57	85.96%
Mason	Hispanic	65-74 years	Up-To-Date	19	57	33.33%
Mason	NH White	65-74 years	Completion	3438	3999	85.97%
Mason	NH White	65-74 years	Initiation	3517	3999	87.95%
Mason	NH White	65-74 years	Up-To-Date	1828	3999	45.71%
Mason	NH White	75+ years	Completion	2218	2838	78.15%
Mason	NH White	75+ years	Initiation	2288	2838	80.62%
Mason	NH White	75+ years	Up-To-Date	1147	2838	40.42%
Mason	Hispanic	under 5 years	Initiation	11	101	10.89%
Mason	NH White	under 5 years	Completion	38	1339	2.84%
Mason	NH White	under 5 years	Initiation	60	1339	4.48%
Mason	NH White	under 5 years	Up-To-Date	25	1339	1.87%
Mecosta	Hispanic	12-15 years	Completion	16	69	23.19%
Mecosta	Hispanic	12-15 years	Initiation	19	69	27.54%
Mecosta	NH White	12-15 years	Completion	468	1638	28.57%
Mecosta	NH White	12-15 years	Initiation	493	1638	30.1%
Mecosta	NH White	12-15 years	Up-To-Date	80	1638	4.88%
Mecosta	Hispanic	16-19 years	Completion	23	115	20%
Mecosta	Hispanic	16-19 years	Initiation	30	115	26.09%
Mecosta	NH Asian/Native Hawaiian/Other Pacific Islands	16-19 years	Completion	13	57	22.81%
Mecosta	NH Asian/Native Hawaiian/Other Pacific Islands	16-19 years	Initiation	13	57	22.81%
Mecosta	NH Black	16-19 years	Completion	36	199	18.09%
Mecosta	NH Black	16-19 years	Initiation	40	199	20.1%
Mecosta	NH White	16-19 years	Completion	668	3201	20.87%
Mecosta	NH White	16-19 years	Initiation	711	3201	22.21%
Mecosta	NH White	16-19 years	Up-To-Date	79	3201	2.47%
Mecosta	Hispanic	20-29 years	Completion	56	254	22.05%
Mecosta	Hispanic	20-29 years	Initiation	67	254	26.38%
Mecosta	NH American Indian/Alaska Native	20-29 years	Completion	12	56	21.43%
Mecosta	NH American Indian/Alaska Native	20-29 years	Initiation	14	56	25%
Mecosta	NH Asian/Native Hawaiian/Other Pacific Islands	20-29 years	Completion	43	143	30.07%
Mecosta	NH Asian/Native Hawaiian/Other Pacific Islands	20-29 years	Initiation	46	143	32.17%
Mecosta	NH Black	20-29 years	Completion	118	490	24.08%
Mecosta	NH Black	20-29 years	Initiation	134	490	27.35%
Mecosta	NH White	20-29 years	Completion	1649	6650	24.8%
Mecosta	NH White	20-29 years	Initiation	1791	6650	26.93%
Mecosta	NH White	20-29 years	Up-To-Date	160	6650	2.41%
Mecosta	Hispanic	30-39 years	Completion	52	126	41.27%
Mecosta	Hispanic	30-39 years	Initiation	58	126	46.03%
Mecosta	NH Black	30-39 years	Completion	27	89	30.34%
Mecosta	NH Black	30-39 years	Initiation	29	89	32.58%
Mecosta	NH White	30-39 years	Completion	1472	3980	36.98%
Mecosta	NH White	30-39 years	Initiation	1572	3980	39.5%
Mecosta	NH White	30-39 years	Up-To-Date	229	3980	5.75%
Mecosta	Hispanic	40-49 years	Completion	36	85	42.35%
Mecosta	Hispanic	40-49 years	Initiation	41	85	48.24%
Mecosta	NH Black	40-49 years	Completion	35	62	56.45%
Mecosta	NH Black	40-49 years	Initiation	35	62	56.45%
Mecosta	NH White	40-49 years	Completion	1679	3811	44.06%
Mecosta	NH White	40-49 years	Initiation	1750	3811	45.92%

Mecosta	NH White	40-49 years	Up-To-Date	346	3811	9.08%
Mecosta	Hispanic	5-11 years	Completion	20	124	16.13%
Mecosta	Hispanic	5-11 years	Initiation	23	124	18.55%
Mecosta	NH Black	5-11 years	Initiation	14	66	21.21%
Mecosta	NH White	5-11 years	Completion	488	2688	18.15%
Mecosta	NH White	5-11 years	Initiation	533	2688	19.83%
Mecosta	NH White	5-11 years	Up-To-Date	105	2688	3.91%
Mecosta	Hispanic	50-64 years	Completion	79	104	75.96%
Mecosta	Hispanic	50-64 years	Initiation	83	104	79.81%
Mecosta	Hispanic	50-64 years	Up-To-Date	22	104	21.15%
Mecosta	NH American Indian/Alaska Native	50-64 years	Completion	28	62	45.16%
Mecosta	NH American Indian/Alaska Native	50-64 years	Initiation	29	62	46.77%
Mecosta	NH American Indian/Alaska Native	50-64 years	Up-To-Date	15	62	24.19%
Mecosta	NH Asian/Native Hawaiian/Other Pacific Islands	50-64 years	Completion	32	50	64%
Mecosta	NH Asian/Native Hawaiian/Other Pacific Islands	50-64 years	Initiation	32	50	64%
Mecosta	NH Asian/Native Hawaiian/Other Pacific Islands	50-64 years	Up-To-Date	13	50	26%
Mecosta	NH Black	50-64 years	Completion	74	119	62.18%
Mecosta	NH Black	50-64 years	Initiation	81	119	68.07%
Mecosta	NH Black	50-64 years	Up-To-Date	30	119	25.21%
Mecosta	NH White	50-64 years	Completion	4245	7992	53.12%
Mecosta	NH White	50-64 years	Initiation	4412	7992	55.21%
Mecosta	NH White	50-64 years	Up-To-Date	1411	7992	17.66%
Mecosta	NH Black	65-74 years	Completion	30	58	51.72%
Mecosta	NH Black	65-74 years	Initiation	30	58	51.72%
Mecosta	NH Black	65-74 years	Up-To-Date	19	58	32.76%
Mecosta	NH White	65-74 years	Completion	3305	4606	71.75%
Mecosta	NH White	65-74 years	Initiation	3387	4606	73.53%
Mecosta	NH White	65-74 years	Up-To-Date	1645	4606	35.71%
Mecosta	NH White	75+ years	Completion	2240	3173	70.6%
Mecosta	NH White	75+ years	Initiation	2327	3173	73.34%
Mecosta	NH White	75+ years	Up-To-Date	1124	3173	35.42%
Mecosta	Hispanic	under 5 years	Initiation	17	94	18.09%
Mecosta	NH White	under 5 years	Completion	68	1828	3.72%
Mecosta	NH White	under 5 years	Initiation	130	1828	7.11%
Mecosta	NH White	under 5 years	Up-To-Date	58	1828	3.17%
Menominee	NH White	12-15 years	Completion	128	884	14.48%
Menominee	NH White	12-15 years	Initiation	142	884	16.06%
Menominee	NH White	12-15 years	Up-To-Date	14	884	1.58%
Menominee	NH White	16-19 years	Completion	213	861	24.74%
Menominee	NH White	16-19 years	Initiation	241	861	27.99%
Menominee	NH White	16-19 years	Up-To-Date	13	861	1.51%
Menominee	Hispanic	20-29 years	Completion	30	67	44.78%
Menominee	Hispanic	20-29 years	Initiation	38	67	56.72%
Menominee	NH American Indian/Alaska Native	20-29 years	Completion	69	100	69%
Menominee	NH American Indian/Alaska Native	20-29 years	Initiation	72	100	72%
Menominee	NH White	20-29 years	Completion	417	1995	20.9%
Menominee	NH White	20-29 years	Initiation	463	1995	23.21%
Menominee	NH White	20-29 years	Up-To-Date	29	1995	1.45%
Menominee	Hispanic	30-39 years	Completion	18	72	25%
Menominee	Hispanic	30-39 years	Initiation	21	72	29.17%
Menominee	NH American Indian/Alaska Native	30-39 years	Completion	66	59	111.86%
Menominee	NH American Indian/Alaska Native	30-39 years	Initiation	66	59	111.86%
Menominee	NH White	30-39 years	Completion	443	2090	21.2%
Menominee	NH White	30-39 years	Initiation	495	2090	23.68%
Menominee	NH White	30-39 years	Up-To-Date	48	2090	2.3%
Menominee	Hispanic	40-49 years	Completion	19	65	29.23%
Menominee	Hispanic	40-49 years	Initiation	22	65	33.85%
Menominee	NH American Indian/Alaska Native	40-49 years	Completion	51	82	62.2%
Menominee	NH American Indian/Alaska Native	40-49 years	Initiation	54	82	65.85%
Menominee	NH White	40-49 years	Completion	506	2275	22.24%
Menominee	NH White	40-49 years	Initiation	568	2275	24.97%
Menominee	NH White	40-49 years	Up-To-Date	49	2275	2.15%
Menominee	NH American Indian/Alaska Native	5-11 years	Completion	35	81	43.21%
Menominee	NH American Indian/Alaska Native	5-11 years	Initiation	35	81	43.21%

Menominee	NH White	5-11 years	Completion	123	1247	9.86%
Menominee	NH White	5-11 years	Initiation	126	1247	10.1%
Menominee	NH White	5-11 years	Up-To-Date	12	1247	0.96%
Menominee	NH American Indian/Alaska Native	50-64 years	Completion	92	99	92.93%
Menominee	NH American Indian/Alaska Native	50-64 years	Initiation	94	99	94.95%
Menominee	NH American Indian/Alaska Native	50-64 years	Up-To-Date	13	99	13.13%
Menominee	NH White	50-64 years	Completion	1738	5247	33.12%
Menominee	NH White	50-64 years	Initiation	1813	5247	34.55%
Menominee	NH White	50-64 years	Up-To-Date	405	5247	7.72%
Menominee	NH American Indian/Alaska Native	65-74 years	Completion	43	54	79.63%
Menominee	NH American Indian/Alaska Native	65-74 years	Initiation	43	54	79.63%
Menominee	NH American Indian/Alaska Native	65-74 years	Up-To-Date	13	54	24.07%
Menominee	NH White	65-74 years	Completion	1560	3243	48.1%
Menominee	NH White	65-74 years	Initiation	1623	3243	50.05%
Menominee	NH White	65-74 years	Up-To-Date	561	3243	17.3%
Menominee	NH White	75+ years	Completion	985	2414	40.8%
Menominee	NH White	75+ years	Initiation	1037	2414	42.96%
Menominee	NH White	75+ years	Up-To-Date	286	2414	11.85%
Midland	Hispanic	12-15 years	Completion	108	171	63.16%
Midland	Hispanic	12-15 years	Initiation	116	171	67.84%
Midland	Hispanic	12-15 years	Up-To-Date	17	171	9.94%
Midland	NH Asian/Native Hawaiian/Other Pacific Islands	12-15 years	Completion	73	132	55.3%
Midland	NH Asian/Native Hawaiian/Other Pacific Islands	12-15 years	Initiation	73	132	55.3%
Midland	NH Asian/Native Hawaiian/Other Pacific Islands	12-15 years	Up-To-Date	15	132	11.36%
Midland	NH Black	12-15 years	Completion	32	57	56.14%
Midland	NH Black	12-15 years	Initiation	34	57	59.65%
Midland	NH White	12-15 years	Completion	1859	3671	50.64%
Midland	NH White	12-15 years	Initiation	1933	3671	52.66%
Midland	NH White	12-15 years	Up-To-Date	292	3671	7.95%
Midland	Hispanic	16-19 years	Completion	84	180	46.67%
Midland	Hispanic	16-19 years	Initiation	93	180	51.67%
Midland	NH Asian/Native Hawaiian/Other Pacific Islands	16-19 years	Completion	60	116	51.72%
Midland	NH Asian/Native Hawaiian/Other Pacific Islands	16-19 years	Initiation	68	116	58.62%
Midland	NH Asian/Native Hawaiian/Other Pacific Islands	16-19 years	Up-To-Date	16	116	13.79%
Midland	NH Black	16-19 years	Completion	34	97	35.05%
Midland	NH Black	16-19 years	Initiation	36	97	37.11%
Midland	NH White	16-19 years	Completion	1703	3774	45.12%
Midland	NH White	16-19 years	Initiation	1826	3774	48.38%
Midland	NH White	16-19 years	Up-To-Date	204	3774	5.41%
Midland	Hispanic	20-29 years	Completion	175	427	40.98%
Midland	Hispanic	20-29 years	Initiation	204	427	47.78%
Midland	Hispanic	20-29 years	Up-To-Date	18	427	4.22%
Midland	NH American Indian/Alaska Native	20-29 years	Completion	25	57	43.86%
Midland	NH American Indian/Alaska Native	20-29 years	Initiation	27	57	47.37%
Midland	NH Asian/Native Hawaiian/Other Pacific Islands	20-29 years	Completion	90	274	32.85%
Midland	NH Asian/Native Hawaiian/Other Pacific Islands	20-29 years	Initiation	107	274	39.05%
Midland	NH Asian/Native Hawaiian/Other Pacific Islands	20-29 years	Up-To-Date	18	274	6.57%
Midland	NH Black	20-29 years	Completion	80	236	33.9%
Midland	NH Black	20-29 years	Initiation	92	236	38.98%
Midland	NH White	20-29 years	Completion	3689	8810	41.87%
Midland	NH White	20-29 years	Initiation	4002	8810	45.43%
Midland	NH White	20-29 years	Up-To-Date	459	8810	5.21%
Midland	Hispanic	30-39 years	Completion	147	395	37.22%
Midland	Hispanic	30-39 years	Initiation	165	395	41.77%
Midland	Hispanic	30-39 years	Up-To-Date	26	395	6.58%
Midland	NH American Indian/Alaska Native	30-39 years	Completion	29	54	53.7%
Midland	NH American Indian/Alaska Native	30-39 years	Initiation	31	54	57.41%
Midland	NH Asian/Native Hawaiian/Other Pacific Islands	30-39 years	Completion	141	336	41.96%
Midland	NH Asian/Native Hawaiian/Other Pacific Islands	30-39 years	Initiation	155	336	46.13%
Midland	NH Asian/Native Hawaiian/Other Pacific Islands	30-39 years	Up-To-Date	38	336	11.31%
Midland	NH Black	30-39 years	Completion	82	171	47.95%
Midland	NH Black	30-39 years	Initiation	86	171	50.29%
Midland	NH White	30-39 years	Completion	4152	9186	45.2%
Midland	NH White	30-39 years	Initiation	4405	9186	47.95%

Midland	NH White	30-39 years	Up-To-Date	745	9186	8.11%
Midland	Hispanic	40-49 years	Completion	151	287	52.61%
Midland	Hispanic	40-49 years	Initiation	171	287	59.58%
Midland	Hispanic	40-49 years	Up-To-Date	35	287	12.2%
Midland	NH Asian/Native Hawaiian/Other Pacific Islands	40-49 years	Completion	156	365	42.74%
Midland	NH Asian/Native Hawaiian/Other Pacific Islands	40-49 years	Initiation	162	365	44.38%
Midland	NH Asian/Native Hawaiian/Other Pacific Islands	40-49 years	Up-To-Date	50	365	13.7%
Midland	NH Black	40-49 years	Completion	55	121	45.45%
Midland	NH Black	40-49 years	Initiation	63	121	52.07%
Midland	NH Black	40-49 years	Up-To-Date	11	121	9.09%
Midland	NH White	40-49 years	Completion	3944	8820	44.72%
Midland	NH White	40-49 years	Initiation	4171	8820	47.29%
Midland	NH White	40-49 years	Up-To-Date	923	8820	10.46%
Midland	Hispanic	5-11 years	Completion	68	305	22.3%
Midland	Hispanic	5-11 years	Initiation	73	305	23.93%
Midland	Hispanic	5-11 years	Up-To-Date	16	305	5.25%
Midland	NH Asian/Native Hawaiian/Other Pacific Islands	5-11 years	Completion	81	172	47.09%
Midland	NH Asian/Native Hawaiian/Other Pacific Islands	5-11 years	Initiation	85	172	49.42%
Midland	NH Asian/Native Hawaiian/Other Pacific Islands	5-11 years	Up-To-Date	17	172	9.88%
Midland	NH Black	5-11 years	Completion	22	109	20.18%
Midland	NH Black	5-11 years	Initiation	26	109	23.85%
Midland	NH White	5-11 years	Completion	1768	5839	30.28%
Midland	NH White	5-11 years	Initiation	1909	5839	32.69%
Midland	NH White	5-11 years	Up-To-Date	240	5839	4.11%
Midland	Hispanic	50-64 years	Completion	192	273	70.33%
Midland	Hispanic	50-64 years	Initiation	207	273	75.82%
Midland	Hispanic	50-64 years	Up-To-Date	52	273	19.05%
Midland	NH American Indian/Alaska Native	50-64 years	Completion	45	65	69.23%
Midland	NH American Indian/Alaska Native	50-64 years	Initiation	48	65	73.85%
Midland	NH American Indian/Alaska Native	50-64 years	Up-To-Date	11	65	16.92%
Midland	NH Asian/Native Hawaiian/Other Pacific Islands	50-64 years	Completion	134	314	42.68%
Midland	NH Asian/Native Hawaiian/Other Pacific Islands	50-64 years	Initiation	142	314	45.22%
Midland	NH Asian/Native Hawaiian/Other Pacific Islands	50-64 years	Up-To-Date	60	314	19.11%
Midland	NH Black	50-64 years	Completion	66	145	45.52%
Midland	NH Black	50-64 years	Initiation	70	145	48.28%
Midland	NH Black	50-64 years	Up-To-Date	26	145	17.93%
Midland	NH White	50-64 years	Completion	8378	16778	49.93%
Midland	NH White	50-64 years	Initiation	8673	16778	51.69%
Midland	NH White	50-64 years	Up-To-Date	2899	16778	17.28%
Midland	Hispanic	65-74 years	Completion	65	97	67.01%
Midland	Hispanic	65-74 years	Initiation	67	97	69.07%
Midland	Hispanic	65-74 years	Up-To-Date	38	97	39.18%
Midland	NH Asian/Native Hawaiian/Other Pacific Islands	65-74 years	Completion	49	112	43.75%
Midland	NH Asian/Native Hawaiian/Other Pacific Islands	65-74 years	Initiation	49	112	43.75%
Midland	NH Asian/Native Hawaiian/Other Pacific Islands	65-74 years	Up-To-Date	27	112	24.11%
Midland	NH Black	65-74 years	Completion	48	84	57.14%
Midland	NH Black	65-74 years	Initiation	48	84	57.14%
Midland	NH Black	65-74 years	Up-To-Date	33	84	39.29%
Midland	NH White	65-74 years	Completion	5427	8271	65.61%
Midland	NH White	65-74 years	Initiation	5556	8271	67.17%
Midland	NH White	65-74 years	Up-To-Date	3014	8271	36.44%
Midland	Hispanic	75+ years	Completion	40	77	51.95%
Midland	Hispanic	75+ years	Initiation	44	77	57.14%
Midland	Hispanic	75+ years	Up-To-Date	17	77	22.08%
Midland	NH Asian/Native Hawaiian/Other Pacific Islands	75+ years	Completion	27	97	27.84%
Midland	NH Asian/Native Hawaiian/Other Pacific Islands	75+ years	Initiation	30	97	30.93%
Midland	NH Asian/Native Hawaiian/Other Pacific Islands	75+ years	Up-To-Date	14	97	14.43%
Midland	NH White	75+ years	Completion	3685	6803	54.17%
Midland	NH White	75+ years	Initiation	3797	6803	55.81%
Midland	NH White	75+ years	Up-To-Date	1961	6803	28.83%
Midland	Hispanic	under 5 years	Initiation	16	222	7.21%
Midland	NH White	under 5 years	Completion	259	3901	6.64%
Midland	NH White	under 5 years	Initiation	368	3901	9.43%
Midland	NH White	under 5 years	Up-To-Date	95	3901	2.44%

Missaukee	NH White	12-15 years	Completion	146	701	20.83%
Missaukee	NH White	12-15 years	Initiation	159	701	22.68%
Missaukee	NH White	16-19 years	Completion	203	622	32.64%
Missaukee	NH White	16-19 years	Initiation	224	622	36.01%
Missaukee	NH White	16-19 years	Up-To-Date	11	622	1.77%
Missaukee	Hispanic	20-29 years	Completion	198	66	300%
Missaukee	Hispanic	20-29 years	Initiation	205	66	310.61%
Missaukee	NH White	20-29 years	Completion	406	1497	27.12%
Missaukee	NH White	20-29 years	Initiation	439	1497	29.33%
Missaukee	NH White	20-29 years	Up-To-Date	21	1497	1.4%
Missaukee	Hispanic	30-39 years	Completion	157	75	209.33%
Missaukee	Hispanic	30-39 years	Initiation	160	75	213.33%
Missaukee	NH White	30-39 years	Completion	568	1535	37%
Missaukee	NH White	30-39 years	Initiation	609	1535	39.67%
Missaukee	NH White	30-39 years	Up-To-Date	67	1535	4.36%
Missaukee	NH White	40-49 years	Completion	648	1482	43.72%
Missaukee	NH White	40-49 years	Initiation	679	1482	45.82%
Missaukee	NH White	40-49 years	Up-To-Date	93	1482	6.28%
Missaukee	NH White	5-11 years	Completion	138	1190	11.6%
Missaukee	NH White	5-11 years	Initiation	146	1190	12.27%
Missaukee	NH White	5-11 years	Up-To-Date	25	1190	2.1%
Missaukee	NH White	50-64 years	Completion	1876	3250	57.72%
Missaukee	NH White	50-64 years	Initiation	1932	3250	59.45%
Missaukee	NH White	50-64 years	Up-To-Date	518	3250	15.94%
Missaukee	NH White	65-74 years	Completion	1349	1763	76.52%
Missaukee	NH White	65-74 years	Initiation	1379	1763	78.22%
Missaukee	NH White	65-74 years	Up-To-Date	649	1763	36.81%
Missaukee	NH White	75+ years	Completion	916	1295	70.73%
Missaukee	NH White	75+ years	Initiation	931	1295	71.89%
Missaukee	NH White	75+ years	Up-To-Date	430	1295	33.2%
Missaukee	NH White	under 5 years	Completion	18	840	2.14%
Missaukee	NH White	under 5 years	Initiation	27	840	3.21%
Monroe	Hispanic	12-15 years	Completion	128	465	27.53%
Monroe	Hispanic	12-15 years	Initiation	136	465	29.25%
Monroe	NH Black	12-15 years	Completion	103	244	42.21%
Monroe	NH Black	12-15 years	Initiation	119	244	48.77%
Monroe	NH Black	12-15 years	Up-To-Date	15	244	6.15%
Monroe	NH White	12-15 years	Completion	1997	6562	30.43%
Monroe	NH White	12-15 years	Initiation	2146	6562	32.7%
Monroe	NH White	12-15 years	Up-To-Date	208	6562	3.17%
Monroe	Hispanic	16-19 years	Completion	152	466	32.62%
Monroe	Hispanic	16-19 years	Initiation	164	466	35.19%
Monroe	Hispanic	16-19 years	Up-To-Date	14	466	3%
Monroe	NH Asian/Native Hawaiian/Other Pacific Islands	16-19 years	Completion	20	52	38.46%
Monroe	NH Asian/Native Hawaiian/Other Pacific Islands	16-19 years	Initiation	21	52	40.38%
Monroe	NH Black	16-19 years	Completion	91	213	42.72%
Monroe	NH Black	16-19 years	Initiation	105	213	49.3%
Monroe	NH White	16-19 years	Completion	2332	6289	37.08%
Monroe	NH White	16-19 years	Initiation	2575	6289	40.94%
Monroe	NH White	16-19 years	Up-To-Date	225	6289	3.58%
Monroe	Hispanic	20-29 years	Completion	371	958	38.73%
Monroe	Hispanic	20-29 years	Initiation	429	958	44.78%
Monroe	Hispanic	20-29 years	Up-To-Date	22	958	2.3%
Monroe	NH Asian/Native Hawaiian/Other Pacific Islands	20-29 years	Completion	59	148	39.86%
Monroe	NH Asian/Native Hawaiian/Other Pacific Islands	20-29 years	Initiation	67	148	45.27%
Monroe	NH Black	20-29 years	Completion	224	613	36.54%
Monroe	NH Black	20-29 years	Initiation	263	613	42.9%
Monroe	NH Black	20-29 years	Up-To-Date	26	613	4.24%
Monroe	NH White	20-29 years	Completion	5270	15530	33.93%
Monroe	NH White	20-29 years	Initiation	5892	15530	37.94%
Monroe	NH White	20-29 years	Up-To-Date	481	15530	3.1%
Monroe	Hispanic	30-39 years	Completion	330	773	42.69%
Monroe	Hispanic	30-39 years	Initiation	387	773	50.06%
Monroe	Hispanic	30-39 years	Up-To-Date	30	773	3.88%

Monroe	NH American Indian/Alaska Native	30-39 years	Completion	30	51	58.82%
Monroe	NH American Indian/Alaska Native	30-39 years	Initiation	35	51	68.63%
Monroe	NH Asian/Native Hawaiian/Other Pacific Islands	30-39 years	Completion	76	157	48.41%
Monroe	NH Asian/Native Hawaiian/Other Pacific Islands	30-39 years	Initiation	83	157	52.87%
Monroe	NH Asian/Native Hawaiian/Other Pacific Islands	30-39 years	Up-To-Date	12	157	7.64%
Monroe	NH Black	30-39 years	Completion	198	435	45.52%
Monroe	NH Black	30-39 years	Initiation	228	435	52.41%
Monroe	NH Black	30-39 years	Up-To-Date	16	435	3.68%
Monroe	NH White	30-39 years	Completion	5820	15621	37.26%
Monroe	NH White	30-39 years	Initiation	6368	15621	40.77%
Monroe	NH White	30-39 years	Up-To-Date	724	15621	4.63%
Monroe	Hispanic	40-49 years	Completion	308	779	39.54%
Monroe	Hispanic	40-49 years	Initiation	342	779	43.9%
Monroe	Hispanic	40-49 years	Up-To-Date	39	779	5.01%
Monroe	NH American Indian/Alaska Native	40-49 years	Completion	29	52	55.77%
Monroe	NH American Indian/Alaska Native	40-49 years	Initiation	34	52	65.38%
Monroe	NH Asian/Native Hawaiian/Other Pacific Islands	40-49 years	Completion	70	154	45.45%
Monroe	NH Asian/Native Hawaiian/Other Pacific Islands	40-49 years	Initiation	74	154	48.05%
Monroe	NH Black	40-49 years	Completion	213	461	46.2%
Monroe	NH Black	40-49 years	Initiation	237	461	51.41%
Monroe	NH Black	40-49 years	Up-To-Date	38	461	8.24%
Monroe	NH White	40-49 years	Completion	6722	16881	39.82%
Monroe	NH White	40-49 years	Initiation	7296	16881	43.22%
Monroe	NH White	40-49 years	Up-To-Date	1067	16881	6.32%
Monroe	Hispanic	5-11 years	Completion	116	747	15.53%
Monroe	Hispanic	5-11 years	Initiation	130	747	17.4%
Monroe	NH Asian/Native Hawaiian/Other Pacific Islands	5-11 years	Completion	38	95	40%
Monroe	NH Asian/Native Hawaiian/Other Pacific Islands	5-11 years	Initiation	41	95	43.16%
Monroe	NH Black	5-11 years	Completion	75	411	18.25%
Monroe	NH Black	5-11 years	Initiation	88	411	21.41%
Monroe	NH White	5-11 years	Completion	1439	10583	13.6%
Monroe	NH White	5-11 years	Initiation	1602	10583	15.14%
Monroe	NH White	5-11 years	Up-To-Date	167	10583	1.58%
Monroe	Hispanic	50-64 years	Completion	367	738	49.73%
Monroe	Hispanic	50-64 years	Initiation	421	738	57.05%
Monroe	Hispanic	50-64 years	Up-To-Date	92	738	12.47%
Monroe	NH American Indian/Alaska Native	50-64 years	Completion	66	108	61.11%
Monroe	NH American Indian/Alaska Native	50-64 years	Initiation	71	108	65.74%
Monroe	NH American Indian/Alaska Native	50-64 years	Up-To-Date	18	108	16.67%
Monroe	NH Asian/Native Hawaiian/Other Pacific Islands	50-64 years	Completion	104	208	50%
Monroe	NH Asian/Native Hawaiian/Other Pacific Islands	50-64 years	Initiation	110	208	52.88%
Monroe	NH Asian/Native Hawaiian/Other Pacific Islands	50-64 years	Up-To-Date	33	208	15.87%
Monroe	NH Black	50-64 years	Completion	417	693	60.17%
Monroe	NH Black	50-64 years	Initiation	445	693	64.21%
Monroe	NH Black	50-64 years	Up-To-Date	116	693	16.74%
Monroe	NH White	50-64 years	Completion	15279	31744	48.13%
Monroe	NH White	50-64 years	Initiation	16189	31744	51%
Monroe	NH White	50-64 years	Up-To-Date	4091	31744	12.89%
Monroe	Hispanic	65-74 years	Completion	151	242	62.4%
Monroe	Hispanic	65-74 years	Initiation	156	242	64.46%
Monroe	Hispanic	65-74 years	Up-To-Date	52	242	21.49%
Monroe	NH Asian/Native Hawaiian/Other Pacific Islands	65-74 years	Completion	50	82	60.98%
Monroe	NH Asian/Native Hawaiian/Other Pacific Islands	65-74 years	Initiation	52	82	63.41%
Monroe	NH Asian/Native Hawaiian/Other Pacific Islands	65-74 years	Up-To-Date	25	82	30.49%
Monroe	NH Black	65-74 years	Completion	224	286	78.32%
Monroe	NH Black	65-74 years	Initiation	230	286	80.42%
Monroe	NH Black	65-74 years	Up-To-Date	91	286	31.82%
Monroe	NH White	65-74 years	Completion	10187	16009	63.63%
Monroe	NH White	65-74 years	Initiation	10654	16009	66.55%
Monroe	NH White	65-74 years	Up-To-Date	4309	16009	26.92%
Monroe	Hispanic	75+ years	Completion	84	92	91.3%
Monroe	Hispanic	75+ years	Initiation	95	92	103.26%
Monroe	Hispanic	75+ years	Up-To-Date	33	92	35.87%
Monroe	NH Asian/Native Hawaiian/Other Pacific Islands	75+ years	Completion	15	54	27.78%

Monroe	NH Asian/Native Hawaiian/Other Pacific Islands	75+ years	Initiation	17	54	31.48%
Monroe	NH Black	75+ years	Completion	95	145	65.52%
Monroe	NH Black	75+ years	Initiation	102	145	70.34%
Monroe	NH Black	75+ years	Up-To-Date	33	145	22.76%
Monroe	NH White	75+ years	Completion	6331	11077	57.15%
Monroe	NH White	75+ years	Initiation	6675	11077	60.26%
Monroe	NH White	75+ years	Up-To-Date	2642	11077	23.85%
Monroe	Hispanic	under 5 years	Initiation	11	381	2.89%
Monroe	NH Black	under 5 years	Initiation	15	267	5.62%
Monroe	NH White	under 5 years	Completion	123	6698	1.84%
Monroe	NH White	under 5 years	Initiation	232	6698	3.46%
Monroe	NH White	under 5 years	Up-To-Date	71	6698	1.06%
Montcalm	Hispanic	12-15 years	Completion	62	214	28.97%
Montcalm	Hispanic	12-15 years	Initiation	66	214	30.84%
Montcalm	NH White	12-15 years	Completion	661	2949	22.41%
Montcalm	NH White	12-15 years	Initiation	714	2949	24.21%
Montcalm	NH White	12-15 years	Up-To-Date	91	2949	3.09%
Montcalm	Hispanic	16-19 years	Completion	56	174	32.18%
Montcalm	Hispanic	16-19 years	Initiation	66	174	37.93%
Montcalm	NH White	16-19 years	Completion	922	2636	34.98%
Montcalm	NH White	16-19 years	Initiation	992	2636	37.63%
Montcalm	NH White	16-19 years	Up-To-Date	98	2636	3.72%
Montcalm	Hispanic	20-29 years	Completion	121	366	33.06%
Montcalm	Hispanic	20-29 years	Initiation	145	366	39.62%
Montcalm	NH Black	20-29 years	Completion	24	378	6.35%
Montcalm	NH Black	20-29 years	Initiation	26	378	6.88%
Montcalm	NH White	20-29 years	Completion	2040	6862	29.73%
Montcalm	NH White	20-29 years	Initiation	2214	6862	32.26%
Montcalm	NH White	20-29 years	Up-To-Date	180	6862	2.62%
Montcalm	Hispanic	30-39 years	Completion	119	316	37.66%
Montcalm	Hispanic	30-39 years	Initiation	138	316	43.67%
Montcalm	NH Black	30-39 years	Completion	34	439	7.74%
Montcalm	NH Black	30-39 years	Initiation	37	439	8.43%
Montcalm	NH White	30-39 years	Completion	2341	6878	34.04%
Montcalm	NH White	30-39 years	Initiation	2503	6878	36.39%
Montcalm	NH White	30-39 years	Up-To-Date	315	6878	4.58%
Montcalm	Hispanic	40-49 years	Completion	112	300	37.33%
Montcalm	Hispanic	40-49 years	Initiation	119	300	39.67%
Montcalm	NH American Indian/Alaska Native	40-49 years	Completion	27	53	50.94%
Montcalm	NH American Indian/Alaska Native	40-49 years	Initiation	27	53	50.94%
Montcalm	NH Black	40-49 years	Completion	35	325	10.77%
Montcalm	NH Black	40-49 years	Initiation	37	325	11.38%
Montcalm	NH White	40-49 years	Completion	2767	7115	38.89%
Montcalm	NH White	40-49 years	Initiation	2918	7115	41.01%
Montcalm	NH White	40-49 years	Up-To-Date	518	7115	7.28%
Montcalm	Hispanic	5-11 years	Completion	45	338	13.31%
Montcalm	Hispanic	5-11 years	Initiation	49	338	14.5%
Montcalm	Hispanic	5-11 years	Up-To-Date	11	338	3.25%
Montcalm	NH White	5-11 years	Completion	569	4944	11.51%
Montcalm	NH White	5-11 years	Initiation	631	4944	12.76%
Montcalm	NH White	5-11 years	Up-To-Date	56	4944	1.13%
Montcalm	Hispanic	50-64 years	Completion	161	268	60.07%
Montcalm	Hispanic	50-64 years	Initiation	171	268	63.81%
Montcalm	Hispanic	50-64 years	Up-To-Date	41	268	15.3%
Montcalm	NH American Indian/Alaska Native	50-64 years	Completion	44	76	57.89%
Montcalm	NH American Indian/Alaska Native	50-64 years	Initiation	45	76	59.21%
Montcalm	NH Asian/Native Hawaiian/Other Pacific Islands	50-64 years	Completion	43	52	82.69%
Montcalm	NH Asian/Native Hawaiian/Other Pacific Islands	50-64 years	Initiation	47	52	90.38%
Montcalm	NH Black	50-64 years	Completion	66	227	29.07%
Montcalm	NH Black	50-64 years	Initiation	72	227	31.72%
Montcalm	NH Black	50-64 years	Up-To-Date	16	227	7.05%
Montcalm	NH White	50-64 years	Completion	6782	12693	53.43%
Montcalm	NH White	50-64 years	Initiation	7021	12693	55.31%
Montcalm	NH White	50-64 years	Up-To-Date	2022	12693	15.93%

Montcalm	Hispanic	65-74 years	Completion	61	88	69.32%
Montcalm	Hispanic	65-74 years	Initiation	65	88	73.86%
Montcalm	Hispanic	65-74 years	Up-To-Date	29	88	32.95%
Montcalm	NH White	65-74 years	Completion	4660	6590	70.71%
Montcalm	NH White	65-74 years	Initiation	4792	6590	72.72%
Montcalm	NH White	65-74 years	Up-To-Date	2245	6590	34.07%
Montcalm	Hispanic	75+ years	Completion	39	54	72.22%
Montcalm	Hispanic	75+ years	Initiation	40	54	74.07%
Montcalm	Hispanic	75+ years	Up-To-Date	18	54	33.33%
Montcalm	NH White	75+ years	Completion	3160	4626	68.31%
Montcalm	NH White	75+ years	Initiation	3266	4626	70.6%
Montcalm	NH White	75+ years	Up-To-Date	1412	4626	30.52%
Montcalm	Hispanic	under 5 years	Initiation	13	196	6.63%
Montcalm	NH White	under 5 years	Completion	37	3225	1.15%
Montcalm	NH White	under 5 years	Initiation	93	3225	2.88%
Montcalm	NH White	under 5 years	Up-To-Date	32	3225	0.99%
Montmorency	NH White	12-15 years	Completion	85	308	27.6%
Montmorency	NH White	12-15 years	Initiation	99	308	32.14%
Montmorency	NH White	12-15 years	Up-To-Date	11	308	3.57%
Montmorency	NH White	16-19 years	Completion	103	314	32.8%
Montmorency	NH White	16-19 years	Initiation	116	314	36.94%
Montmorency	NH White	20-29 years	Completion	202	658	30.7%
Montmorency	NH White	20-29 years	Initiation	224	658	34.04%
Montmorency	NH White	20-29 years	Up-To-Date	19	658	2.89%
Montmorency	NH White	30-39 years	Completion	249	674	36.94%
Montmorency	NH White	30-39 years	Initiation	270	674	40.06%
Montmorency	NH White	30-39 years	Up-To-Date	23	674	3.41%
Montmorency	NH White	40-49 years	Completion	296	841	35.2%
Montmorency	NH White	40-49 years	Initiation	321	841	38.17%
Montmorency	NH White	40-49 years	Up-To-Date	30	841	3.57%
Montmorency	NH White	5-11 years	Completion	45	471	9.55%
Montmorency	NH White	5-11 years	Initiation	56	471	11.89%
Montmorency	NH White	50-64 years	Completion	1309	2359	55.49%
Montmorency	NH White	50-64 years	Initiation	1359	2359	57.61%
Montmorency	NH White	50-64 years	Up-To-Date	355	2359	15.05%
Montmorency	NH White	65-74 years	Completion	1256	1795	69.97%
Montmorency	NH White	65-74 years	Initiation	1291	1795	71.92%
Montmorency	NH White	65-74 years	Up-To-Date	513	1795	28.58%
Montmorency	NH White	75+ years	Completion	820	1176	69.73%
Montmorency	NH White	75+ years	Initiation	854	1176	72.62%
Montmorency	NH White	75+ years	Up-To-Date	322	1176	27.38%
Muskegon	Hispanic	12-15 years	Completion	421	856	49.18%
Muskegon	Hispanic	12-15 years	Initiation	459	856	53.62%
Muskegon	Hispanic	12-15 years	Up-To-Date	80	856	9.35%
Muskegon	NH Asian/Native Hawaiian/Other Pacific Islands	12-15 years	Completion	46	53	86.79%
Muskegon	NH Asian/Native Hawaiian/Other Pacific Islands	12-15 years	Initiation	48	53	90.57%
Muskegon	NH Black	12-15 years	Completion	418	1454	28.75%
Muskegon	NH Black	12-15 years	Initiation	480	1454	33.01%
Muskegon	NH Black	12-15 years	Up-To-Date	68	1454	4.68%
Muskegon	NH White	12-15 years	Completion	2826	6135	46.06%
Muskegon	NH White	12-15 years	Initiation	2991	6135	48.75%
Muskegon	NH White	12-15 years	Up-To-Date	485	6135	7.91%
Muskegon	Hispanic	16-19 years	Completion	355	848	41.86%
Muskegon	Hispanic	16-19 years	Initiation	392	848	46.23%
Muskegon	Hispanic	16-19 years	Up-To-Date	44	848	5.19%
Muskegon	NH American Indian/Alaska Native	16-19 years	Completion	32	54	59.26%
Muskegon	NH American Indian/Alaska Native	16-19 years	Initiation	38	54	70.37%
Muskegon	NH Asian/Native Hawaiian/Other Pacific Islands	16-19 years	Completion	46	59	77.97%
Muskegon	NH Asian/Native Hawaiian/Other Pacific Islands	16-19 years	Initiation	52	59	88.14%
Muskegon	NH Black	16-19 years	Completion	417	1300	32.08%
Muskegon	NH Black	16-19 years	Initiation	495	1300	38.08%
Muskegon	NH Black	16-19 years	Up-To-Date	40	1300	3.08%
Muskegon	NH White	16-19 years	Completion	3090	5733	53.9%
Muskegon	NH White	16-19 years	Initiation	3307	5733	57.68%

Muskegon	NH White	16-19 years	Up-To-Date	405	5733	7.06%
Muskegon	Hispanic	20-29 years	Completion	630	1703	36.99%
Muskegon	Hispanic	20-29 years	Initiation	715	1703	41.98%
Muskegon	Hispanic	20-29 years	Up-To-Date	49	1703	2.88%
Muskegon	NH American Indian/Alaska Native	20-29 years	Completion	80	172	46.51%
Muskegon	NH American Indian/Alaska Native	20-29 years	Initiation	95	172	55.23%
Muskegon	NH Asian/Native Hawaiian/Other Pacific Islands	20-29 years	Completion	99	183	54.1%
Muskegon	NH Asian/Native Hawaiian/Other Pacific Islands	20-29 years	Initiation	111	183	60.66%
Muskegon	NH Black	20-29 years	Completion	1008	3876	26.01%
Muskegon	NH Black	20-29 years	Initiation	1219	3876	31.45%
Muskegon	NH Black	20-29 years	Up-To-Date	86	3876	2.22%
Muskegon	NH White	20-29 years	Completion	6928	15451	44.84%
Muskegon	NH White	20-29 years	Initiation	7537	15451	48.78%
Muskegon	NH White	20-29 years	Up-To-Date	853	15451	5.52%
Muskegon	Hispanic	30-39 years	Completion	631	1311	48.13%
Muskegon	Hispanic	30-39 years	Initiation	699	1311	53.32%
Muskegon	Hispanic	30-39 years	Up-To-Date	108	1311	8.24%
Muskegon	NH American Indian/Alaska Native	30-39 years	Completion	69	146	47.26%
Muskegon	NH American Indian/Alaska Native	30-39 years	Initiation	75	146	51.37%
Muskegon	NH Asian/Native Hawaiian/Other Pacific Islands	30-39 years	Completion	125	206	60.68%
Muskegon	NH Asian/Native Hawaiian/Other Pacific Islands	30-39 years	Initiation	140	206	67.96%
Muskegon	NH Asian/Native Hawaiian/Other Pacific Islands	30-39 years	Up-To-Date	18	206	8.74%
Muskegon	NH Black	30-39 years	Completion	1094	3152	34.71%
Muskegon	NH Black	30-39 years	Initiation	1250	3152	39.66%
Muskegon	NH Black	30-39 years	Up-To-Date	108	3152	3.43%
Muskegon	NH White	30-39 years	Completion	8323	16503	50.43%
Muskegon	NH White	30-39 years	Initiation	8862	16503	53.7%
Muskegon	NH White	30-39 years	Up-To-Date	1379	16503	8.36%
Muskegon	Hispanic	40-49 years	Completion	624	1154	54.07%
Muskegon	Hispanic	40-49 years	Initiation	681	1154	59.01%
Muskegon	Hispanic	40-49 years	Up-To-Date	120	1154	10.4%
Muskegon	NH American Indian/Alaska Native	40-49 years	Completion	104	169	61.54%
Muskegon	NH American Indian/Alaska Native	40-49 years	Initiation	112	169	66.27%
Muskegon	NH American Indian/Alaska Native	40-49 years	Up-To-Date	19	169	11.24%
Muskegon	NH Asian/Native Hawaiian/Other Pacific Islands	40-49 years	Completion	100	185	54.05%
Muskegon	NH Asian/Native Hawaiian/Other Pacific Islands	40-49 years	Initiation	112	185	60.54%
Muskegon	NH Asian/Native Hawaiian/Other Pacific Islands	40-49 years	Up-To-Date	21	185	11.35%
Muskegon	NH Black	40-49 years	Completion	1381	2775	49.77%
Muskegon	NH Black	40-49 years	Initiation	1463	2775	52.72%
Muskegon	NH Black	40-49 years	Up-To-Date	247	2775	8.9%
Muskegon	NH White	40-49 years	Completion	8747	15654	55.88%
Muskegon	NH White	40-49 years	Initiation	9171	15654	58.59%
Muskegon	NH White	40-49 years	Up-To-Date	1898	15654	12.12%
Muskegon	Hispanic	5-11 years	Completion	321	1614	19.89%
Muskegon	Hispanic	5-11 years	Initiation	391	1614	24.23%
Muskegon	Hispanic	5-11 years	Up-To-Date	62	1614	3.84%
Muskegon	NH American Indian/Alaska Native	5-11 years	Completion	16	123	13.01%
Muskegon	NH American Indian/Alaska Native	5-11 years	Initiation	18	123	14.63%
Muskegon	NH Asian/Native Hawaiian/Other Pacific Islands	5-11 years	Completion	53	72	73.61%
Muskegon	NH Asian/Native Hawaiian/Other Pacific Islands	5-11 years	Initiation	55	72	76.39%
Muskegon	NH Black	5-11 years	Completion	330	2646	12.47%
Muskegon	NH Black	5-11 years	Initiation	428	2646	16.18%
Muskegon	NH Black	5-11 years	Up-To-Date	62	2646	2.34%
Muskegon	NH White	5-11 years	Completion	2805	10092	27.79%
Muskegon	NH White	5-11 years	Initiation	3090	10092	30.62%
Muskegon	NH White	5-11 years	Up-To-Date	451	10092	4.47%
Muskegon	Hispanic	50-64 years	Completion	707	1052	67.21%
Muskegon	Hispanic	50-64 years	Initiation	750	1052	71.29%
Muskegon	Hispanic	50-64 years	Up-To-Date	203	1052	19.3%
Muskegon	NH American Indian/Alaska Native	50-64 years	Completion	166	306	54.25%
Muskegon	NH American Indian/Alaska Native	50-64 years	Initiation	173	306	56.54%
Muskegon	NH American Indian/Alaska Native	50-64 years	Up-To-Date	50	306	16.34%
Muskegon	NH Asian/Native Hawaiian/Other Pacific Islands	50-64 years	Completion	161	217	74.19%
Muskegon	NH Asian/Native Hawaiian/Other Pacific Islands	50-64 years	Initiation	171	217	78.8%

Muskegon	NH Asian/Native Hawaiian/Other Pacific Islands	50-64 years	Up-To-Date	46	217	21.2%
Muskegon	NH Black	50-64 years	Completion	2706	4027	67.2%
Muskegon	NH Black	50-64 years	Initiation	2839	4027	70.5%
Muskegon	NH Black	50-64 years	Up-To-Date	904	4027	22.45%
Muskegon	NH White	50-64 years	Completion	19178	29296	65.46%
Muskegon	NH White	50-64 years	Initiation	19834	29296	67.7%
Muskegon	NH White	50-64 years	Up-To-Date	6735	29296	22.99%
Muskegon	Hispanic	65-74 years	Completion	296	374	79.14%
Muskegon	Hispanic	65-74 years	Initiation	312	374	83.42%
Muskegon	Hispanic	65-74 years	Up-To-Date	150	374	40.11%
Muskegon	NH American Indian/Alaska Native	65-74 years	Completion	77	129	59.69%
Muskegon	NH American Indian/Alaska Native	65-74 years	Initiation	80	129	62.02%
Muskegon	NH American Indian/Alaska Native	65-74 years	Up-To-Date	39	129	30.23%
Muskegon	NH Asian/Native Hawaiian/Other Pacific Islands	65-74 years	Completion	60	101	59.41%
Muskegon	NH Asian/Native Hawaiian/Other Pacific Islands	65-74 years	Initiation	61	101	60.4%
Muskegon	NH Asian/Native Hawaiian/Other Pacific Islands	65-74 years	Up-To-Date	25	101	24.75%
Muskegon	NH Black	65-74 years	Completion	1386	1671	82.94%
Muskegon	NH Black	65-74 years	Initiation	1428	1671	85.46%
Muskegon	NH Black	65-74 years	Up-To-Date	608	1671	36.39%
Muskegon	NH White	65-74 years	Completion	12936	15997	80.87%
Muskegon	NH White	65-74 years	Initiation	13270	15997	82.95%
Muskegon	NH White	65-74 years	Up-To-Date	6948	15997	43.43%
Muskegon	Hispanic	75+ years	Completion	133	210	63.33%
Muskegon	Hispanic	75+ years	Initiation	143	210	68.1%
Muskegon	Hispanic	75+ years	Up-To-Date	60	210	28.57%
Muskegon	NH American Indian/Alaska Native	75+ years	Completion	27	55	49.09%
Muskegon	NH American Indian/Alaska Native	75+ years	Initiation	28	55	50.91%
Muskegon	NH American Indian/Alaska Native	75+ years	Up-To-Date	14	55	25.45%
Muskegon	NH Black	75+ years	Completion	633	974	64.99%
Muskegon	NH Black	75+ years	Initiation	649	974	66.63%
Muskegon	NH Black	75+ years	Up-To-Date	279	974	28.64%
Muskegon	NH White	75+ years	Completion	8198	10848	75.57%
Muskegon	NH White	75+ years	Initiation	8429	10848	77.7%
Muskegon	NH White	75+ years	Up-To-Date	4161	10848	38.36%
Muskegon	Hispanic	under 5 years	Completion	25	957	2.61%
Muskegon	Hispanic	under 5 years	Initiation	62	957	6.48%
Muskegon	Hispanic	under 5 years	Up-To-Date	21	957	2.19%
Muskegon	NH Black	under 5 years	Completion	13	1830	0.71%
Muskegon	NH Black	under 5 years	Initiation	81	1830	4.43%
Muskegon	NH White	under 5 years	Completion	218	6865	3.18%
Muskegon	NH White	under 5 years	Initiation	430	6865	6.26%
Muskegon	NH White	under 5 years	Up-To-Date	192	6865	2.8%
Newaygo	Hispanic	12-15 years	Completion	76	274	27.74%
Newaygo	Hispanic	12-15 years	Initiation	87	274	31.75%
Newaygo	NH White	12-15 years	Completion	560	2255	24.83%
Newaygo	NH White	12-15 years	Initiation	588	2255	26.08%
Newaygo	NH White	12-15 years	Up-To-Date	104	2255	4.61%
Newaygo	Hispanic	16-19 years	Completion	83	280	29.64%
Newaygo	Hispanic	16-19 years	Initiation	91	280	32.5%
Newaygo	NH White	16-19 years	Completion	679	1929	35.2%
Newaygo	NH White	16-19 years	Initiation	730	1929	37.84%
Newaygo	NH White	16-19 years	Up-To-Date	87	1929	4.51%
Newaygo	Hispanic	20-29 years	Completion	266	475	56%
Newaygo	Hispanic	20-29 years	Initiation	298	475	62.74%
Newaygo	Hispanic	20-29 years	Up-To-Date	16	475	3.37%
Newaygo	NH Black	20-29 years	Completion	26	105	24.76%
Newaygo	NH Black	20-29 years	Initiation	28	105	26.67%
Newaygo	NH White	20-29 years	Completion	1369	4681	29.25%
Newaygo	NH White	20-29 years	Initiation	1494	4681	31.92%
Newaygo	NH White	20-29 years	Up-To-Date	129	4681	2.76%
Newaygo	Hispanic	30-39 years	Completion	204	406	50.25%
Newaygo	Hispanic	30-39 years	Initiation	225	406	55.42%
Newaygo	NH Asian/Native Hawaiian/Other Pacific Islands	30-39 years	Completion	13	52	25%
Newaygo	NH Asian/Native Hawaiian/Other Pacific Islands	30-39 years	Initiation	14	52	26.92%

Newaygo	NH Black	30-39 years	Completion	27	63	42.86%
Newaygo	NH Black	30-39 years	Initiation	30	63	47.62%
Newaygo	NH White	30-39 years	Completion	1797	4865	36.94%
Newaygo	NH White	30-39 years	Initiation	1914	4865	39.34%
Newaygo	NH White	30-39 years	Up-To-Date	252	4865	5.18%
Newaygo	Hispanic	40-49 years	Completion	174	302	57.62%
Newaygo	Hispanic	40-49 years	Initiation	187	302	61.92%
Newaygo	Hispanic	40-49 years	Up-To-Date	15	302	4.97%
Newaygo	NH White	40-49 years	Completion	2020	4917	41.08%
Newaygo	NH White	40-49 years	Initiation	2117	4917	43.05%
Newaygo	NH White	40-49 years	Up-To-Date	357	4917	7.26%
Newaygo	Hispanic	5-11 years	Completion	46	440	10.45%
Newaygo	Hispanic	5-11 years	Initiation	54	440	12.27%
Newaygo	NH White	5-11 years	Completion	469	3507	13.37%
Newaygo	NH White	5-11 years	Initiation	512	3507	14.6%
Newaygo	NH White	5-11 years	Up-To-Date	83	3507	2.37%
Newaygo	Hispanic	50-64 years	Completion	238	346	68.79%
Newaygo	Hispanic	50-64 years	Initiation	256	346	73.99%
Newaygo	Hispanic	50-64 years	Up-To-Date	60	346	17.34%
Newaygo	NH American Indian/Alaska Native	50-64 years	Completion	42	106	39.62%
Newaygo	NH American Indian/Alaska Native	50-64 years	Initiation	42	106	39.62%
Newaygo	NH American Indian/Alaska Native	50-64 years	Up-To-Date	17	106	16.04%
Newaygo	NH Black	50-64 years	Completion	50	81	61.73%
Newaygo	NH Black	50-64 years	Initiation	53	81	65.43%
Newaygo	NH Black	50-64 years	Up-To-Date	18	81	22.22%
Newaygo	NH White	50-64 years	Completion	5699	10389	54.86%
Newaygo	NH White	50-64 years	Initiation	5893	10389	56.72%
Newaygo	NH White	50-64 years	Up-To-Date	1675	10389	16.12%
Newaygo	Hispanic	65-74 years	Completion	81	116	69.83%
Newaygo	Hispanic	65-74 years	Initiation	81	116	69.83%
Newaygo	Hispanic	65-74 years	Up-To-Date	26	116	22.41%
Newaygo	NH Black	65-74 years	Completion	38	73	52.05%
Newaygo	NH Black	65-74 years	Initiation	38	73	52.05%
Newaygo	NH Black	65-74 years	Up-To-Date	24	73	32.88%
Newaygo	NH White	65-74 years	Completion	3850	5478	70.28%
Newaygo	NH White	65-74 years	Initiation	3946	5478	72.03%
Newaygo	NH White	65-74 years	Up-To-Date	1829	5478	33.39%
Newaygo	Hispanic	75+ years	Completion	58	66	87.88%
Newaygo	Hispanic	75+ years	Initiation	60	66	90.91%
Newaygo	Hispanic	75+ years	Up-To-Date	22	66	33.33%
Newaygo	NH White	75+ years	Completion	2650	3753	70.61%
Newaygo	NH White	75+ years	Initiation	2718	3753	72.42%
Newaygo	NH White	75+ years	Up-To-Date	1169	3753	31.15%
Newaygo	NH White	under 5 years	Completion	42	2427	1.73%
Newaygo	NH White	under 5 years	Initiation	81	2427	3.34%
Newaygo	NH White	under 5 years	Up-To-Date	31	2427	1.28%
Oakland	Hispanic	12-15 years	Completion	3298	4305	76.61%
Oakland	Hispanic	12-15 years	Initiation	3558	4305	82.65%
Oakland	Hispanic	12-15 years	Up-To-Date	513	4305	11.92%
Oakland	NH American Indian/Alaska Native	12-15 years	Completion	122	158	77.22%
Oakland	NH American Indian/Alaska Native	12-15 years	Initiation	131	158	82.91%
Oakland	NH American Indian/Alaska Native	12-15 years	Up-To-Date	32	158	20.25%
Oakland	NH Asian/Native Hawaiian/Other Pacific Islands	12-15 years	Completion	3641	5456	66.73%
Oakland	NH Asian/Native Hawaiian/Other Pacific Islands	12-15 years	Initiation	3803	5456	69.7%
Oakland	NH Asian/Native Hawaiian/Other Pacific Islands	12-15 years	Up-To-Date	729	5456	13.36%
Oakland	NH Black	12-15 years	Completion	4330	8297	52.19%
Oakland	NH Black	12-15 years	Initiation	4710	8297	56.77%
Oakland	NH Black	12-15 years	Up-To-Date	589	8297	7.1%
Oakland	NH White	12-15 years	Completion	23273	40750	57.11%
Oakland	NH White	12-15 years	Initiation	24363	40750	59.79%
Oakland	NH White	12-15 years	Up-To-Date	4555	40750	11.18%
Oakland	Hispanic	16-19 years	Completion	2783	3900	71.36%
Oakland	Hispanic	16-19 years	Initiation	3107	3900	79.67%
Oakland	Hispanic	16-19 years	Up-To-Date	313	3900	8.03%

Oakland	NH American Indian/Alaska Native	16-19 years	Completion	158	163	96.93%
Oakland	NH American Indian/Alaska Native	16-19 years	Initiation	169	163	103.68%
Oakland	NH American Indian/Alaska Native	16-19 years	Up-To-Date	23	163	14.11%
Oakland	NH Asian/Native Hawaiian/Other Pacific Islands	16-19 years	Completion	3355	4710	71.23%
Oakland	NH Asian/Native Hawaiian/Other Pacific Islands	16-19 years	Initiation	3512	4710	74.56%
Oakland	NH Asian/Native Hawaiian/Other Pacific Islands	16-19 years	Up-To-Date	744	4710	15.8%
Oakland	NH Black	16-19 years	Completion	4448	8896	50%
Oakland	NH Black	16-19 years	Initiation	4840	8896	54.41%
Oakland	NH Black	16-19 years	Up-To-Date	500	8896	5.62%
Oakland	NH White	16-19 years	Completion	23371	39874	58.61%
Oakland	NH White	16-19 years	Initiation	24542	39874	61.55%
Oakland	NH White	16-19 years	Up-To-Date	3235	39874	8.11%
Oakland	Hispanic	20-29 years	Completion	5065	8347	60.68%
Oakland	Hispanic	20-29 years	Initiation	5959	8347	71.39%
Oakland	Hispanic	20-29 years	Up-To-Date	636	8347	7.62%
Oakland	NH American Indian/Alaska Native	20-29 years	Completion	407	456	89.25%
Oakland	NH American Indian/Alaska Native	20-29 years	Initiation	463	456	101.54%
Oakland	NH American Indian/Alaska Native	20-29 years	Up-To-Date	50	456	10.96%
Oakland	NH Asian/Native Hawaiian/Other Pacific Islands	20-29 years	Completion	9206	14872	61.9%
Oakland	NH Asian/Native Hawaiian/Other Pacific Islands	20-29 years	Initiation	10074	14872	67.74%
Oakland	NH Asian/Native Hawaiian/Other Pacific Islands	20-29 years	Up-To-Date	1506	14872	10.13%
Oakland	NH Black	20-29 years	Completion	9628	25582	37.64%
Oakland	NH Black	20-29 years	Initiation	10900	25582	42.61%
Oakland	NH Black	20-29 years	Up-To-Date	893	25582	3.49%
Oakland	NH White	20-29 years	Completion	57468	107508	53.45%
Oakland	NH White	20-29 years	Initiation	61628	107508	57.32%
Oakland	NH White	20-29 years	Up-To-Date	8948	107508	8.32%
Oakland	Hispanic	30-39 years	Completion	5986	8502	70.41%
Oakland	Hispanic	30-39 years	Initiation	7033	8502	82.72%
Oakland	Hispanic	30-39 years	Up-To-Date	1142	8502	13.43%
Oakland	NH American Indian/Alaska Native	30-39 years	Completion	451	436	103.44%
Oakland	NH American Indian/Alaska Native	30-39 years	Initiation	489	436	112.16%
Oakland	NH American Indian/Alaska Native	30-39 years	Up-To-Date	75	436	17.2%
Oakland	NH Asian/Native Hawaiian/Other Pacific Islands	30-39 years	Completion	14328	19643	72.94%
Oakland	NH Asian/Native Hawaiian/Other Pacific Islands	30-39 years	Initiation	15514	19643	78.98%
Oakland	NH Asian/Native Hawaiian/Other Pacific Islands	30-39 years	Up-To-Date	2422	19643	12.33%
Oakland	NH Black	30-39 years	Completion	9417	19929	47.25%
Oakland	NH Black	30-39 years	Initiation	10312	19929	51.74%
Oakland	NH Black	30-39 years	Up-To-Date	1154	19929	5.79%
Oakland	NH White	30-39 years	Completion	62322	110312	56.5%
Oakland	NH White	30-39 years	Initiation	66109	110312	59.93%
Oakland	NH White	30-39 years	Up-To-Date	13865	110312	12.57%
Oakland	Hispanic	40-49 years	Completion	5592	7844	71.29%
Oakland	Hispanic	40-49 years	Initiation	6310	7844	80.44%
Oakland	Hispanic	40-49 years	Up-To-Date	1224	7844	15.6%
Oakland	NH American Indian/Alaska Native	40-49 years	Completion	405	380	106.58%
Oakland	NH American Indian/Alaska Native	40-49 years	Initiation	437	380	115%
Oakland	NH American Indian/Alaska Native	40-49 years	Up-To-Date	94	380	24.74%
Oakland	NH Asian/Native Hawaiian/Other Pacific Islands	40-49 years	Completion	11691	18117	64.53%
Oakland	NH Asian/Native Hawaiian/Other Pacific Islands	40-49 years	Initiation	12515	18117	69.08%
Oakland	NH Asian/Native Hawaiian/Other Pacific Islands	40-49 years	Up-To-Date	2854	18117	15.75%
Oakland	NH Black	40-49 years	Completion	11674	22983	50.79%
Oakland	NH Black	40-49 years	Initiation	12407	22983	53.98%
Oakland	NH Black	40-49 years	Up-To-Date	2151	22983	9.36%
Oakland	NH White	40-49 years	Completion	60969	110147	55.35%
Oakland	NH White	40-49 years	Initiation	63895	110147	58.01%
Oakland	NH White	40-49 years	Up-To-Date	15825	110147	14.37%
Oakland	Hispanic	5-11 years	Completion	2039	7240	28.16%
Oakland	Hispanic	5-11 years	Initiation	2268	7240	31.33%
Oakland	Hispanic	5-11 years	Up-To-Date	327	7240	4.52%
Oakland	NH American Indian/Alaska Native	5-11 years	Completion	84	263	31.94%
Oakland	NH American Indian/Alaska Native	5-11 years	Initiation	87	263	33.08%
Oakland	NH American Indian/Alaska Native	5-11 years	Up-To-Date	16	263	6.08%
Oakland	NH Asian/Native Hawaiian/Other Pacific Islands	5-11 years	Completion	7071	8789	80.45%

Oakland	NH Asian/Native Hawaiian/Other Pacific Islands	5-11 years	Initiation	7387	8789	84.05%
Oakland	NH Asian/Native Hawaiian/Other Pacific Islands	5-11 years	Up-To-Date	1303	8789	14.83%
Oakland	NH Black	5-11 years	Completion	3885	13447	28.89%
Oakland	NH Black	5-11 years	Initiation	4389	13447	32.64%
Oakland	NH Black	5-11 years	Up-To-Date	567	13447	4.22%
Oakland	NH White	5-11 years	Completion	25788	64509	39.98%
Oakland	NH White	5-11 years	Initiation	27344	64509	42.39%
Oakland	NH White	5-11 years	Up-To-Date	5549	64509	8.6%
Oakland	Hispanic	50-64 years	Completion	5696	6482	87.87%
Oakland	Hispanic	50-64 years	Initiation	6347	6482	97.92%
Oakland	Hispanic	50-64 years	Up-To-Date	1702	6482	26.26%
Oakland	NH American Indian/Alaska Native	50-64 years	Completion	713	639	111.58%
Oakland	NH American Indian/Alaska Native	50-64 years	Initiation	766	639	119.87%
Oakland	NH American Indian/Alaska Native	50-64 years	Up-To-Date	215	639	33.65%
Oakland	NH Asian/Native Hawaiian/Other Pacific Islands	50-64 years	Completion	11507	15697	73.31%
Oakland	NH Asian/Native Hawaiian/Other Pacific Islands	50-64 years	Initiation	12235	15697	77.94%
Oakland	NH Asian/Native Hawaiian/Other Pacific Islands	50-64 years	Up-To-Date	4243	15697	27.03%
Oakland	NH Black	50-64 years	Completion	21765	34953	62.27%
Oakland	NH Black	50-64 years	Initiation	22749	34953	65.08%
Oakland	NH Black	50-64 years	Up-To-Date	6718	34953	19.22%
Oakland	NH White	50-64 years	Completion	127035	207390	61.25%
Oakland	NH White	50-64 years	Initiation	131712	207390	63.51%
Oakland	NH White	50-64 years	Up-To-Date	44666	207390	21.54%
Oakland	Hispanic	65-74 years	Completion	2015	1980	101.77%
Oakland	Hispanic	65-74 years	Initiation	2271	1980	114.7%
Oakland	Hispanic	65-74 years	Up-To-Date	884	1980	44.65%
Oakland	NH American Indian/Alaska Native	65-74 years	Completion	372	266	139.85%
Oakland	NH American Indian/Alaska Native	65-74 years	Initiation	391	266	146.99%
Oakland	NH American Indian/Alaska Native	65-74 years	Up-To-Date	189	266	71.05%
Oakland	NH Asian/Native Hawaiian/Other Pacific Islands	65-74 years	Completion	3681	5510	66.81%
Oakland	NH Asian/Native Hawaiian/Other Pacific Islands	65-74 years	Initiation	3947	5510	71.63%
Oakland	NH Asian/Native Hawaiian/Other Pacific Islands	65-74 years	Up-To-Date	1814	5510	32.92%
Oakland	NH Black	65-74 years	Completion	11952	17924	66.68%
Oakland	NH Black	65-74 years	Initiation	12330	17924	68.79%
Oakland	NH Black	65-74 years	Up-To-Date	5757	17924	32.12%
Oakland	NH White	65-74 years	Completion	74221	101708	72.97%
Oakland	NH White	65-74 years	Initiation	76502	101708	75.22%
Oakland	NH White	65-74 years	Up-To-Date	38488	101708	37.84%
Oakland	Hispanic	75+ years	Completion	995	1231	80.83%
Oakland	Hispanic	75+ years	Initiation	1127	1231	91.55%
Oakland	Hispanic	75+ years	Up-To-Date	425	1231	34.52%
Oakland	NH American Indian/Alaska Native	75+ years	Completion	211	90	234.44%
Oakland	NH American Indian/Alaska Native	75+ years	Initiation	226	90	251.11%
Oakland	NH American Indian/Alaska Native	75+ years	Up-To-Date	97	90	107.78%
Oakland	NH Asian/Native Hawaiian/Other Pacific Islands	75+ years	Completion	1946	3581	54.34%
Oakland	NH Asian/Native Hawaiian/Other Pacific Islands	75+ years	Initiation	2074	3581	57.92%
Oakland	NH Asian/Native Hawaiian/Other Pacific Islands	75+ years	Up-To-Date	981	3581	27.39%
Oakland	NH Black	75+ years	Completion	6077	10552	57.59%
Oakland	NH Black	75+ years	Initiation	6293	10552	59.64%
Oakland	NH Black	75+ years	Up-To-Date	2774	10552	26.29%
Oakland	NH White	75+ years	Completion	49206	73312	67.12%
Oakland	NH White	75+ years	Initiation	51067	73312	69.66%
Oakland	NH White	75+ years	Up-To-Date	23764	73312	32.41%
Oakland	Hispanic	under 5 years	Completion	300	4707	6.37%
Oakland	Hispanic	under 5 years	Initiation	576	4707	12.24%
Oakland	Hispanic	under 5 years	Up-To-Date	170	4707	3.61%
Oakland	NH American Indian/Alaska Native	under 5 years	Initiation	19	150	12.67%
Oakland	NH Asian/Native Hawaiian/Other Pacific Islands	under 5 years	Completion	466	5917	7.88%
Oakland	NH Asian/Native Hawaiian/Other Pacific Islands	under 5 years	Initiation	896	5917	15.14%
Oakland	NH Asian/Native Hawaiian/Other Pacific Islands	under 5 years	Up-To-Date	332	5917	5.61%
Oakland	NH Black	under 5 years	Completion	268	9523	2.81%
Oakland	NH Black	under 5 years	Initiation	571	9523	6%
Oakland	NH Black	under 5 years	Up-To-Date	183	9523	1.92%
Oakland	NH White	under 5 years	Completion	4853	44055	11.02%

Oakland	NH White	under 5 years	Initiation	7074	44055	16.06%
Oakland	NH White	under 5 years	Up-To-Date	3055	44055	6.93%
Oceana	Hispanic	12-15 years	Completion	187	370	50.54%
Oceana	Hispanic	12-15 years	Initiation	202	370	54.59%
Oceana	Hispanic	12-15 years	Up-To-Date	11	370	2.97%
Oceana	NH White	12-15 years	Completion	311	1025	30.34%
Oceana	NH White	12-15 years	Initiation	335	1025	32.68%
Oceana	NH White	12-15 years	Up-To-Date	38	1025	3.71%
Oceana	Hispanic	16-19 years	Completion	218	350	62.29%
Oceana	Hispanic	16-19 years	Initiation	240	350	68.57%
Oceana	Hispanic	16-19 years	Up-To-Date	11	350	3.14%
Oceana	NH White	16-19 years	Completion	376	871	43.17%
Oceana	NH White	16-19 years	Initiation	412	871	47.3%
Oceana	NH White	16-19 years	Up-To-Date	35	871	4.02%
Oceana	Hispanic	20-29 years	Completion	596	658	90.58%
Oceana	Hispanic	20-29 years	Initiation	699	658	106.23%
Oceana	Hispanic	20-29 years	Up-To-Date	39	658	5.93%
Oceana	NH White	20-29 years	Completion	797	2065	38.6%
Oceana	NH White	20-29 years	Initiation	865	2065	41.89%
Oceana	NH White	20-29 years	Up-To-Date	56	2065	2.71%
Oceana	Hispanic	30-39 years	Completion	422	518	81.47%
Oceana	Hispanic	30-39 years	Initiation	476	518	91.89%
Oceana	Hispanic	30-39 years	Up-To-Date	44	518	8.49%
Oceana	NH White	30-39 years	Completion	887	2214	40.06%
Oceana	NH White	30-39 years	Initiation	961	2214	43.41%
Oceana	NH White	30-39 years	Up-To-Date	110	2214	4.97%
Oceana	Hispanic	40-49 years	Completion	382	469	81.45%
Oceana	Hispanic	40-49 years	Initiation	421	469	89.77%
Oceana	Hispanic	40-49 years	Up-To-Date	40	469	8.53%
Oceana	NH White	40-49 years	Completion	1146	2216	51.71%
Oceana	NH White	40-49 years	Initiation	1195	2216	53.93%
Oceana	NH White	40-49 years	Up-To-Date	204	2216	9.21%
Oceana	Hispanic	5-11 years	Completion	134	643	20.84%
Oceana	Hispanic	5-11 years	Initiation	144	643	22.4%
Oceana	NH White	5-11 years	Completion	261	1599	16.32%
Oceana	NH White	5-11 years	Initiation	297	1599	18.57%
Oceana	NH White	5-11 years	Up-To-Date	36	1599	2.25%
Oceana	Hispanic	50-64 years	Completion	332	434	76.5%
Oceana	Hispanic	50-64 years	Initiation	353	434	81.34%
Oceana	Hispanic	50-64 years	Up-To-Date	49	434	11.29%
Oceana	NH American Indian/Alaska Native	50-64 years	Completion	32	71	45.07%
Oceana	NH American Indian/Alaska Native	50-64 years	Initiation	32	71	45.07%
Oceana	NH White	50-64 years	Completion	3245	5218	62.19%
Oceana	NH White	50-64 years	Initiation	3360	5218	64.39%
Oceana	NH White	50-64 years	Up-To-Date	921	5218	17.65%
Oceana	Hispanic	65-74 years	Completion	112	125	89.6%
Oceana	Hispanic	65-74 years	Initiation	119	125	95.2%
Oceana	Hispanic	65-74 years	Up-To-Date	36	125	28.8%
Oceana	NH White	65-74 years	Completion	2537	3121	81.29%
Oceana	NH White	65-74 years	Initiation	2599	3121	83.27%
Oceana	NH White	65-74 years	Up-To-Date	1162	3121	37.23%
Oceana	Hispanic	75+ years	Completion	52	64	81.25%
Oceana	Hispanic	75+ years	Initiation	53	64	82.81%
Oceana	Hispanic	75+ years	Up-To-Date	19	64	29.69%
Oceana	NH White	75+ years	Completion	1647	2205	74.69%
Oceana	NH White	75+ years	Initiation	1688	2205	76.55%
Oceana	NH White	75+ years	Up-To-Date	712	2205	32.29%
Oceana	Hispanic	under 5 years	Initiation	11	354	3.11%
Oceana	NH White	under 5 years	Completion	23	980	2.35%
Oceana	NH White	under 5 years	Initiation	40	980	4.08%
Oceana	NH White	under 5 years	Up-To-Date	11	980	1.12%
Ogemaw	NH White	12-15 years	Completion	170	839	20.26%
Ogemaw	NH White	12-15 years	Initiation	185	839	22.05%
Ogemaw	NH White	12-15 years	Up-To-Date	27	839	3.22%

Ogemaw	NH White	16-19 years	Completion	206	789	26.11%
Ogemaw	NH White	16-19 years	Initiation	224	789	28.39%
Ogemaw	NH White	16-19 years	Up-To-Date	20	789	2.53%
Ogemaw	Hispanic	20-29 years	Completion	16	75	21.33%
Ogemaw	Hispanic	20-29 years	Initiation	17	75	22.67%
Ogemaw	NH White	20-29 years	Completion	483	1859	25.98%
Ogemaw	NH White	20-29 years	Initiation	534	1859	28.73%
Ogemaw	NH White	20-29 years	Up-To-Date	39	1859	2.1%
Ogemaw	Hispanic	30-39 years	Completion	20	70	28.57%
Ogemaw	Hispanic	30-39 years	Initiation	22	70	31.43%
Ogemaw	NH White	30-39 years	Completion	611	1880	32.5%
Ogemaw	NH White	30-39 years	Initiation	659	1880	35.05%
Ogemaw	NH White	30-39 years	Up-To-Date	62	1880	3.3%
Ogemaw	Hispanic	40-49 years	Completion	21	56	37.5%
Ogemaw	Hispanic	40-49 years	Initiation	22	56	39.29%
Ogemaw	NH White	40-49 years	Completion	690	1980	34.85%
Ogemaw	NH White	40-49 years	Initiation	733	1980	37.02%
Ogemaw	NH White	40-49 years	Up-To-Date	99	1980	5%
Ogemaw	NH White	5-11 years	Completion	123	1350	9.11%
Ogemaw	NH White	5-11 years	Initiation	138	1350	10.22%
Ogemaw	NH White	5-11 years	Up-To-Date	15	1350	1.11%
Ogemaw	NH White	50-64 years	Completion	2373	4903	48.4%
Ogemaw	NH White	50-64 years	Initiation	2469	4903	50.36%
Ogemaw	NH White	50-64 years	Up-To-Date	628	4903	12.81%
Ogemaw	NH White	65-74 years	Completion	2038	3056	66.69%
Ogemaw	NH White	65-74 years	Initiation	2113	3056	69.14%
Ogemaw	NH White	65-74 years	Up-To-Date	872	3056	28.53%
Ogemaw	NH White	75+ years	Completion	1451	2282	63.58%
Ogemaw	NH White	75+ years	Initiation	1512	2282	66.26%
Ogemaw	NH White	75+ years	Up-To-Date	596	2282	26.12%
Ogemaw	NH White	under 5 years	Completion	14	871	1.61%
Ogemaw	NH White	under 5 years	Initiation	24	871	2.76%
Ontonagon	NH White	12-15 years	Completion	50	199	25.13%
Ontonagon	NH White	12-15 years	Initiation	52	199	26.13%
Ontonagon	NH White	12-15 years	Up-To-Date	12	199	6.03%
Ontonagon	NH White	16-19 years	Completion	57	164	34.76%
Ontonagon	NH White	16-19 years	Initiation	59	164	35.98%
Ontonagon	NH White	20-29 years	Completion	107	303	35.31%
Ontonagon	NH White	20-29 years	Initiation	120	303	39.6%
Ontonagon	NH White	20-29 years	Up-To-Date	13	303	4.29%
Ontonagon	NH White	30-39 years	Completion	147	335	43.88%
Ontonagon	NH White	30-39 years	Initiation	159	335	47.46%
Ontonagon	NH White	30-39 years	Up-To-Date	23	335	6.87%
Ontonagon	NH White	40-49 years	Completion	231	479	48.23%
Ontonagon	NH White	40-49 years	Initiation	245	479	51.15%
Ontonagon	NH White	40-49 years	Up-To-Date	43	479	8.98%
Ontonagon	NH White	5-11 years	Completion	58	209	27.75%
Ontonagon	NH White	5-11 years	Initiation	63	209	30.14%
Ontonagon	NH White	50-64 years	Completion	732	1504	48.67%
Ontonagon	NH White	50-64 years	Initiation	749	1504	49.8%
Ontonagon	NH White	50-64 years	Up-To-Date	262	1504	17.42%
Ontonagon	NH White	65-74 years	Completion	661	1212	54.54%
Ontonagon	NH White	65-74 years	Initiation	670	1212	55.28%
Ontonagon	NH White	65-74 years	Up-To-Date	336	1212	27.72%
Ontonagon	NH White	75+ years	Completion	505	869	58.11%
Ontonagon	NH White	75+ years	Initiation	514	869	59.15%
Ontonagon	NH White	75+ years	Up-To-Date	204	869	23.48%
Osceola	NH White	12-15 years	Completion	232	1197	19.38%
Osceola	NH White	12-15 years	Initiation	267	1197	22.31%
Osceola	NH White	12-15 years	Up-To-Date	32	1197	2.67%
Osceola	NH White	16-19 years	Completion	308	1065	28.92%
Osceola	NH White	16-19 years	Initiation	347	1065	32.58%
Osceola	NH White	16-19 years	Up-To-Date	23	1065	2.16%
Osceola	Hispanic	20-29 years	Completion	17	102	16.67%

Osceola	Hispanic	20-29 years	Initiation	20	102	19.61%
Osceola	NH White	20-29 years	Completion	600	2321	25.85%
Osceola	NH White	20-29 years	Initiation	657	2321	28.31%
Osceola	NH White	20-29 years	Up-To-Date	60	2321	2.59%
Osceola	Hispanic	30-39 years	Completion	19	57	33.33%
Osceola	Hispanic	30-39 years	Initiation	21	57	36.84%
Osceola	NH White	30-39 years	Completion	686	2330	29.44%
Osceola	NH White	30-39 years	Initiation	732	2330	31.42%
Osceola	NH White	30-39 years	Up-To-Date	83	2330	3.56%
Osceola	Hispanic	40-49 years	Completion	18	55	32.73%
Osceola	Hispanic	40-49 years	Initiation	20	55	36.36%
Osceola	NH White	40-49 years	Completion	874	2414	36.21%
Osceola	NH White	40-49 years	Initiation	943	2414	39.06%
Osceola	NH White	40-49 years	Up-To-Date	116	2414	4.81%
Osceola	Hispanic	5-11 years	Initiation	11	84	13.1%
Osceola	NH White	5-11 years	Completion	175	1735	10.09%
Osceola	NH White	5-11 years	Initiation	213	1735	12.28%
Osceola	NH White	5-11 years	Up-To-Date	19	1735	1.1%
Osceola	NH White	50-64 years	Completion	2475	4959	49.91%
Osceola	NH White	50-64 years	Initiation	2574	4959	51.91%
Osceola	NH White	50-64 years	Up-To-Date	755	4959	15.22%
Osceola	NH White	65-74 years	Completion	1767	2855	61.89%
Osceola	NH White	65-74 years	Initiation	1823	2855	63.85%
Osceola	NH White	65-74 years	Up-To-Date	849	2855	29.74%
Osceola	NH White	75+ years	Completion	1214	2064	58.82%
Osceola	NH White	75+ years	Initiation	1249	2064	60.51%
Osceola	NH White	75+ years	Up-To-Date	550	2064	26.65%
Osceola	NH White	under 5 years	Completion	11	1161	0.95%
Osceola	NH White	under 5 years	Initiation	30	1161	2.58%
Oscoda	NH White	12-15 years	Completion	46	338	13.61%
Oscoda	NH White	12-15 years	Initiation	56	338	16.57%
Oscoda	NH White	16-19 years	Completion	49	307	15.96%
Oscoda	NH White	16-19 years	Initiation	56	307	18.24%
Oscoda	NH White	20-29 years	Completion	118	690	17.1%
Oscoda	NH White	20-29 years	Initiation	139	690	20.14%
Oscoda	NH White	20-29 years	Up-To-Date	11	690	1.59%
Oscoda	NH White	30-39 years	Completion	178	692	25.72%
Oscoda	NH White	30-39 years	Initiation	202	692	29.19%
Oscoda	NH White	30-39 years	Up-To-Date	19	692	2.75%
Oscoda	NH White	40-49 years	Completion	197	626	31.47%
Oscoda	NH White	40-49 years	Initiation	218	626	34.82%
Oscoda	NH White	40-49 years	Up-To-Date	24	626	3.83%
Oscoda	NH White	5-11 years	Completion	18	576	3.12%
Oscoda	NH White	5-11 years	Initiation	23	576	3.99%
Oscoda	NH White	50-64 years	Completion	947	1998	47.4%
Oscoda	NH White	50-64 years	Initiation	1006	1998	50.35%
Oscoda	NH White	50-64 years	Up-To-Date	296	1998	14.81%
Oscoda	NH White	65-74 years	Completion	884	1306	67.69%
Oscoda	NH White	65-74 years	Initiation	916	1306	70.14%
Oscoda	NH White	65-74 years	Up-To-Date	398	1306	30.47%
Oscoda	NH White	75+ years	Completion	570	910	62.64%
Oscoda	NH White	75+ years	Initiation	603	910	66.26%
Oscoda	NH White	75+ years	Up-To-Date	237	910	26.04%
Otsego	NH White	12-15 years	Completion	389	1069	36.39%
Otsego	NH White	12-15 years	Initiation	420	1069	39.29%
Otsego	NH White	12-15 years	Up-To-Date	46	1069	4.3%
Otsego	NH White	16-19 years	Completion	470	1085	43.32%
Otsego	NH White	16-19 years	Initiation	496	1085	45.71%
Otsego	NH White	16-19 years	Up-To-Date	37	1085	3.41%
Otsego	Hispanic	20-29 years	Completion	32	70	45.71%
Otsego	Hispanic	20-29 years	Initiation	35	70	50%
Otsego	NH White	20-29 years	Completion	903	2554	35.36%
Otsego	NH White	20-29 years	Initiation	992	2554	38.84%
Otsego	NH White	20-29 years	Up-To-Date	78	2554	3.05%

Otsego	Hispanic	30-39 years	Completion	26	71	36.62%
Otsego	Hispanic	30-39 years	Initiation	34	71	47.89%
Otsego	NH White	30-39 years	Completion	1122	2497	44.93%
Otsego	NH White	30-39 years	Initiation	1210	2497	48.46%
Otsego	NH White	30-39 years	Up-To-Date	119	2497	4.77%
Otsego	NH White	40-49 years	Completion	1280	2529	50.61%
Otsego	NH White	40-49 years	Initiation	1347	2529	53.26%
Otsego	NH White	40-49 years	Up-To-Date	192	2529	7.59%
Otsego	NH White	5-11 years	Completion	292	1815	16.09%
Otsego	NH White	5-11 years	Initiation	318	1815	17.52%
Otsego	NH White	5-11 years	Up-To-Date	38	1815	2.09%
Otsego	Hispanic	50-64 years	Completion	43	58	74.14%
Otsego	Hispanic	50-64 years	Initiation	45	58	77.59%
Otsego	NH White	50-64 years	Completion	3362	5313	63.28%
Otsego	NH White	50-64 years	Initiation	3497	5313	65.82%
Otsego	NH White	50-64 years	Up-To-Date	985	5313	18.54%
Otsego	NH White	65-74 years	Completion	2465	3132	78.7%
Otsego	NH White	65-74 years	Initiation	2534	3132	80.91%
Otsego	NH White	65-74 years	Up-To-Date	1154	3132	36.85%
Otsego	NH White	75+ years	Completion	1546	2094	73.83%
Otsego	NH White	75+ years	Initiation	1611	2094	76.93%
Otsego	NH White	75+ years	Up-To-Date	673	2094	32.14%
Otsego	NH White	under 5 years	Completion	28	1157	2.42%
Otsego	NH White	under 5 years	Initiation	46	1157	3.98%
Otsego	NH White	under 5 years	Up-To-Date	13	1157	1.12%
Ottawa	Hispanic	12-15 years	Completion	1398	2416	57.86%
Ottawa	Hispanic	12-15 years	Initiation	1525	2416	63.12%
Ottawa	Hispanic	12-15 years	Up-To-Date	259	2416	10.72%
Ottawa	NH Asian/Native Hawaiian/Other Pacific Islands	12-15 years	Completion	235	524	44.85%
Ottawa	NH Asian/Native Hawaiian/Other Pacific Islands	12-15 years	Initiation	257	524	49.05%
Ottawa	NH Asian/Native Hawaiian/Other Pacific Islands	12-15 years	Up-To-Date	39	524	7.44%
Ottawa	NH Black	12-15 years	Completion	164	327	50.15%
Ottawa	NH Black	12-15 years	Initiation	175	327	53.52%
Ottawa	NH Black	12-15 years	Up-To-Date	18	327	5.5%
Ottawa	NH White	12-15 years	Completion	6245	12375	50.46%
Ottawa	NH White	12-15 years	Initiation	6531	12375	52.78%
Ottawa	NH White	12-15 years	Up-To-Date	1298	12375	10.49%
Ottawa	Hispanic	16-19 years	Completion	1270	2528	50.24%
Ottawa	Hispanic	16-19 years	Initiation	1384	2528	54.75%
Ottawa	Hispanic	16-19 years	Up-To-Date	153	2528	6.05%
Ottawa	NH Asian/Native Hawaiian/Other Pacific Islands	16-19 years	Completion	308	656	46.95%
Ottawa	NH Asian/Native Hawaiian/Other Pacific Islands	16-19 years	Initiation	324	656	49.39%
Ottawa	NH Asian/Native Hawaiian/Other Pacific Islands	16-19 years	Up-To-Date	64	656	9.76%
Ottawa	NH Black	16-19 years	Completion	219	458	47.82%
Ottawa	NH Black	16-19 years	Initiation	240	458	52.4%
Ottawa	NH Black	16-19 years	Up-To-Date	27	458	5.9%
Ottawa	NH White	16-19 years	Completion	6907	15574	44.35%
Ottawa	NH White	16-19 years	Initiation	7256	15574	46.59%
Ottawa	NH White	16-19 years	Up-To-Date	1052	15574	6.75%
Ottawa	Hispanic	20-29 years	Completion	2896	5497	52.68%
Ottawa	Hispanic	20-29 years	Initiation	3269	5497	59.47%
Ottawa	Hispanic	20-29 years	Up-To-Date	322	5497	5.86%
Ottawa	NH American Indian/Alaska Native	20-29 years	Completion	98	183	53.55%
Ottawa	NH American Indian/Alaska Native	20-29 years	Initiation	108	183	59.02%
Ottawa	NH American Indian/Alaska Native	20-29 years	Up-To-Date	13	183	7.1%
Ottawa	NH Asian/Native Hawaiian/Other Pacific Islands	20-29 years	Completion	678	1480	45.81%
Ottawa	NH Asian/Native Hawaiian/Other Pacific Islands	20-29 years	Initiation	746	1480	50.41%
Ottawa	NH Asian/Native Hawaiian/Other Pacific Islands	20-29 years	Up-To-Date	101	1480	6.82%
Ottawa	NH Black	20-29 years	Completion	475	1002	47.41%
Ottawa	NH Black	20-29 years	Initiation	540	1002	53.89%
Ottawa	NH Black	20-29 years	Up-To-Date	42	1002	4.19%
Ottawa	NH White	20-29 years	Completion	14627	35882	40.76%
Ottawa	NH White	20-29 years	Initiation	15637	35882	43.58%
Ottawa	NH White	20-29 years	Up-To-Date	2230	35882	6.21%

Ottawa	Hispanic	30-39 years	Completion	2365	3908	60.52%
Ottawa	Hispanic	30-39 years	Initiation	2629	3908	67.27%
Ottawa	Hispanic	30-39 years	Up-To-Date	337	3908	8.62%
Ottawa	NH American Indian/Alaska Native	30-39 years	Completion	80	108	74.07%
Ottawa	NH American Indian/Alaska Native	30-39 years	Initiation	90	108	83.33%
Ottawa	NH American Indian/Alaska Native	30-39 years	Up-To-Date	14	108	12.96%
Ottawa	NH Asian/Native Hawaiian/Other Pacific Islands	30-39 years	Completion	717	1389	51.62%
Ottawa	NH Asian/Native Hawaiian/Other Pacific Islands	30-39 years	Initiation	766	1389	55.15%
Ottawa	NH Asian/Native Hawaiian/Other Pacific Islands	30-39 years	Up-To-Date	160	1389	11.52%
Ottawa	NH Black	30-39 years	Completion	304	660	46.06%
Ottawa	NH Black	30-39 years	Initiation	332	660	50.3%
Ottawa	NH Black	30-39 years	Up-To-Date	45	660	6.82%
Ottawa	NH White	30-39 years	Completion	16313	28924	56.4%
Ottawa	NH White	30-39 years	Initiation	17161	28924	59.33%
Ottawa	NH White	30-39 years	Up-To-Date	3590	28924	12.41%
Ottawa	Hispanic	40-49 years	Completion	2303	3541	65.04%
Ottawa	Hispanic	40-49 years	Initiation	2527	3541	71.36%
Ottawa	Hispanic	40-49 years	Up-To-Date	494	3541	13.95%
Ottawa	NH American Indian/Alaska Native	40-49 years	Completion	86	82	104.88%
Ottawa	NH American Indian/Alaska Native	40-49 years	Initiation	94	82	114.63%
Ottawa	NH American Indian/Alaska Native	40-49 years	Up-To-Date	14	82	17.07%
Ottawa	NH Asian/Native Hawaiian/Other Pacific Islands	40-49 years	Completion	665	1207	55.1%
Ottawa	NH Asian/Native Hawaiian/Other Pacific Islands	40-49 years	Initiation	715	1207	59.24%
Ottawa	NH Asian/Native Hawaiian/Other Pacific Islands	40-49 years	Up-To-Date	124	1207	10.27%
Ottawa	NH Black	40-49 years	Completion	294	463	63.5%
Ottawa	NH Black	40-49 years	Initiation	308	463	66.52%
Ottawa	NH Black	40-49 years	Up-To-Date	75	463	16.2%
Ottawa	NH White	40-49 years	Completion	16004	27218	58.8%
Ottawa	NH White	40-49 years	Initiation	16652	27218	61.18%
Ottawa	NH White	40-49 years	Up-To-Date	4033	27218	14.82%
Ottawa	Hispanic	5-11 years	Completion	1181	4167	28.34%
Ottawa	Hispanic	5-11 years	Initiation	1358	4167	32.59%
Ottawa	Hispanic	5-11 years	Up-To-Date	212	4167	5.09%
Ottawa	NH American Indian/Alaska Native	5-11 years	Completion	31	63	49.21%
Ottawa	NH American Indian/Alaska Native	5-11 years	Initiation	31	63	49.21%
Ottawa	NH Asian/Native Hawaiian/Other Pacific Islands	5-11 years	Completion	391	725	53.93%
Ottawa	NH Asian/Native Hawaiian/Other Pacific Islands	5-11 years	Initiation	416	725	57.38%
Ottawa	NH Asian/Native Hawaiian/Other Pacific Islands	5-11 years	Up-To-Date	72	725	9.93%
Ottawa	NH Black	5-11 years	Completion	161	543	29.65%
Ottawa	NH Black	5-11 years	Initiation	180	543	33.15%
Ottawa	NH Black	5-11 years	Up-To-Date	29	543	5.34%
Ottawa	NH White	5-11 years	Completion	7772	20991	37.03%
Ottawa	NH White	5-11 years	Initiation	8194	20991	39.04%
Ottawa	NH White	5-11 years	Up-To-Date	1660	20991	7.91%
Ottawa	Hispanic	50-64 years	Completion	2570	3360	76.49%
Ottawa	Hispanic	50-64 years	Initiation	2773	3360	82.53%
Ottawa	Hispanic	50-64 years	Up-To-Date	727	3360	21.64%
Ottawa	NH American Indian/Alaska Native	50-64 years	Completion	136	165	82.42%
Ottawa	NH American Indian/Alaska Native	50-64 years	Initiation	141	165	85.45%
Ottawa	NH American Indian/Alaska Native	50-64 years	Up-To-Date	53	165	32.12%
Ottawa	NH Asian/Native Hawaiian/Other Pacific Islands	50-64 years	Completion	829	1276	64.97%
Ottawa	NH Asian/Native Hawaiian/Other Pacific Islands	50-64 years	Initiation	863	1276	67.63%
Ottawa	NH Asian/Native Hawaiian/Other Pacific Islands	50-64 years	Up-To-Date	239	1276	18.73%
Ottawa	NH Black	50-64 years	Completion	451	617	73.1%
Ottawa	NH Black	50-64 years	Initiation	466	617	75.53%
Ottawa	NH Black	50-64 years	Up-To-Date	144	617	23.34%
Ottawa	NH White	50-64 years	Completion	30533	46403	65.8%
Ottawa	NH White	50-64 years	Initiation	31554	46403	68%
Ottawa	NH White	50-64 years	Up-To-Date	10657	46403	22.97%
Ottawa	Hispanic	65-74 years	Completion	804	973	82.63%
Ottawa	Hispanic	65-74 years	Initiation	861	973	88.49%
Ottawa	Hispanic	65-74 years	Up-To-Date	334	973	34.33%
Ottawa	NH American Indian/Alaska Native	65-74 years	Completion	66	64	103.12%
Ottawa	NH American Indian/Alaska Native	65-74 years	Initiation	68	64	106.25%

Ottawa	NH American Indian/Alaska Native	65-74 years	Up-To-Date	34	64	53.12%
Ottawa	NH Asian/Native Hawaiian/Other Pacific Islands	65-74 years	Completion	291	436	66.74%
Ottawa	NH Asian/Native Hawaiian/Other Pacific Islands	65-74 years	Initiation	305	436	69.95%
Ottawa	NH Asian/Native Hawaiian/Other Pacific Islands	65-74 years	Up-To-Date	110	436	25.23%
Ottawa	NH Black	65-74 years	Completion	154	115	133.91%
Ottawa	NH Black	65-74 years	Initiation	160	115	139.13%
Ottawa	NH Black	65-74 years	Up-To-Date	78	115	67.83%
Ottawa	NH White	65-74 years	Completion	18967	24336	77.94%
Ottawa	NH White	65-74 years	Initiation	19473	24336	80.02%
Ottawa	NH White	65-74 years	Up-To-Date	9920	24336	40.76%
Ottawa	Hispanic	75+ years	Completion	337	512	65.82%
Ottawa	Hispanic	75+ years	Initiation	364	512	71.09%
Ottawa	Hispanic	75+ years	Up-To-Date	135	512	26.37%
Ottawa	NH Asian/Native Hawaiian/Other Pacific Islands	75+ years	Completion	96	203	47.29%
Ottawa	NH Asian/Native Hawaiian/Other Pacific Islands	75+ years	Initiation	99	203	48.77%
Ottawa	NH Asian/Native Hawaiian/Other Pacific Islands	75+ years	Up-To-Date	37	203	18.23%
Ottawa	NH Black	75+ years	Completion	50	55	90.91%
Ottawa	NH Black	75+ years	Initiation	54	55	98.18%
Ottawa	NH Black	75+ years	Up-To-Date	25	55	45.45%
Ottawa	NH White	75+ years	Completion	13126	18391	71.37%
Ottawa	NH White	75+ years	Initiation	13580	18391	73.84%
Ottawa	NH White	75+ years	Up-To-Date	6440	18391	35.02%
Ottawa	Hispanic	under 5 years	Completion	101	2826	3.57%
Ottawa	Hispanic	under 5 years	Initiation	286	2826	10.12%
Ottawa	Hispanic	under 5 years	Up-To-Date	80	2826	2.83%
Ottawa	NH American Indian/Alaska Native	under 5 years	Initiation	11	54	20.37%
Ottawa	NH Asian/Native Hawaiian/Other Pacific Islands	under 5 years	Completion	16	445	3.6%
Ottawa	NH Asian/Native Hawaiian/Other Pacific Islands	under 5 years	Initiation	30	445	6.74%
Ottawa	NH Asian/Native Hawaiian/Other Pacific Islands	under 5 years	Up-To-Date	14	445	3.15%
Ottawa	NH Black	under 5 years	Completion	15	333	4.5%
Ottawa	NH Black	under 5 years	Initiation	32	333	9.61%
Ottawa	NH White	under 5 years	Completion	1145	13375	8.56%
Ottawa	NH White	under 5 years	Initiation	1768	13375	13.22%
Ottawa	NH White	under 5 years	Up-To-Date	862	13375	6.44%
Presque Isle	NH White	12-15 years	Completion	118	424	27.83%
Presque Isle	NH White	12-15 years	Initiation	135	424	31.84%
Presque Isle	NH White	12-15 years	Up-To-Date	21	424	4.95%
Presque Isle	NH White	16-19 years	Completion	143	439	32.57%
Presque Isle	NH White	16-19 years	Initiation	150	439	34.17%
Presque Isle	NH White	20-29 years	Completion	328	951	34.49%
Presque Isle	NH White	20-29 years	Initiation	353	951	37.12%
Presque Isle	NH White	20-29 years	Up-To-Date	30	951	3.15%
Presque Isle	NH White	30-39 years	Completion	382	934	40.9%
Presque Isle	NH White	30-39 years	Initiation	410	934	43.9%
Presque Isle	NH White	30-39 years	Up-To-Date	56	934	6%
Presque Isle	NH White	40-49 years	Completion	502	1159	43.31%
Presque Isle	NH White	40-49 years	Initiation	530	1159	45.73%
Presque Isle	NH White	40-49 years	Up-To-Date	89	1159	7.68%
Presque Isle	NH White	5-11 years	Completion	99	651	15.21%
Presque Isle	NH White	5-11 years	Initiation	110	651	16.9%
Presque Isle	NH White	5-11 years	Up-To-Date	22	651	3.38%
Presque Isle	NH White	50-64 years	Completion	1791	3010	59.5%
Presque Isle	NH White	50-64 years	Initiation	1847	3010	61.36%
Presque Isle	NH White	50-64 years	Up-To-Date	612	3010	20.33%
Presque Isle	NH White	65-74 years	Completion	1630	2296	70.99%
Presque Isle	NH White	65-74 years	Initiation	1672	2296	72.82%
Presque Isle	NH White	65-74 years	Up-To-Date	801	2296	34.89%
Presque Isle	NH White	75+ years	Completion	1078	1710	63.04%
Presque Isle	NH White	75+ years	Initiation	1115	1710	65.2%
Presque Isle	NH White	75+ years	Up-To-Date	519	1710	30.35%
Presque Isle	NH White	under 5 years	Initiation	12	435	2.76%
Roscommon	NH White	12-15 years	Completion	191	773	24.71%
Roscommon	NH White	12-15 years	Initiation	205	773	26.52%
Roscommon	NH White	12-15 years	Up-To-Date	23	773	2.98%

Roscommon	NH White	16-19 years	Completion	253	705	35.89%
Roscommon	NH White	16-19 years	Initiation	279	705	39.57%
Roscommon	NH White	16-19 years	Up-To-Date	15	705	2.13%
Roscommon	Hispanic	20-29 years	Completion	26	86	30.23%
Roscommon	Hispanic	20-29 years	Initiation	29	86	33.72%
Roscommon	NH White	20-29 years	Completion	518	1736	29.84%
Roscommon	NH White	20-29 years	Initiation	571	1736	32.89%
Roscommon	NH White	20-29 years	Up-To-Date	38	1736	2.19%
Roscommon	Hispanic	30-39 years	Completion	18	62	29.03%
Roscommon	Hispanic	30-39 years	Initiation	19	62	30.65%
Roscommon	NH White	30-39 years	Completion	694	1791	38.75%
Roscommon	NH White	30-39 years	Initiation	759	1791	42.38%
Roscommon	NH White	30-39 years	Up-To-Date	85	1791	4.75%
Roscommon	NH White	40-49 years	Completion	890	2022	44.02%
Roscommon	NH White	40-49 years	Initiation	951	2022	47.03%
Roscommon	NH White	40-49 years	Up-To-Date	125	2022	6.18%
Roscommon	NH White	5-11 years	Completion	167	1186	14.08%
Roscommon	NH White	5-11 years	Initiation	199	1186	16.78%
Roscommon	NH White	5-11 years	Up-To-Date	22	1186	1.85%
Roscommon	Hispanic	50-64 years	Completion	80	91	87.91%
Roscommon	Hispanic	50-64 years	Initiation	83	91	91.21%
Roscommon	Hispanic	50-64 years	Up-To-Date	20	91	21.98%
Roscommon	NH White	50-64 years	Completion	3415	5917	57.72%
Roscommon	NH White	50-64 years	Initiation	3545	5917	59.91%
Roscommon	NH White	50-64 years	Up-To-Date	1070	5917	18.08%
Roscommon	NH White	65-74 years	Completion	2996	4661	64.28%
Roscommon	NH White	65-74 years	Initiation	3100	4661	66.51%
Roscommon	NH White	65-74 years	Up-To-Date	1402	4661	30.08%
Roscommon	NH White	75+ years	Completion	2003	3093	64.76%
Roscommon	NH White	75+ years	Initiation	2075	3093	67.09%
Roscommon	NH White	75+ years	Up-To-Date	907	3093	29.32%
Roscommon	NH White	under 5 years	Completion	18	790	2.28%
Roscommon	NH White	under 5 years	Initiation	27	790	3.42%
Saginaw	Hispanic	12-15 years	Completion	374	1297	28.84%
Saginaw	Hispanic	12-15 years	Initiation	428	1297	33%
Saginaw	Hispanic	12-15 years	Up-To-Date	38	1297	2.93%
Saginaw	NH Asian/Native Hawaiian/Other Pacific Islands	12-15 years	Completion	70	130	53.85%
Saginaw	NH Asian/Native Hawaiian/Other Pacific Islands	12-15 years	Initiation	75	130	57.69%
Saginaw	NH Black	12-15 years	Completion	580	1962	29.56%
Saginaw	NH Black	12-15 years	Initiation	682	1962	34.76%
Saginaw	NH Black	12-15 years	Up-To-Date	45	1962	2.29%
Saginaw	NH White	12-15 years	Completion	2437	5552	43.89%
Saginaw	NH White	12-15 years	Initiation	2583	5552	46.52%
Saginaw	NH White	12-15 years	Up-To-Date	260	5552	4.68%
Saginaw	Hispanic	16-19 years	Completion	388	1219	31.83%
Saginaw	Hispanic	16-19 years	Initiation	438	1219	35.93%
Saginaw	Hispanic	16-19 years	Up-To-Date	26	1219	2.13%
Saginaw	NH Asian/Native Hawaiian/Other Pacific Islands	16-19 years	Completion	62	160	38.75%
Saginaw	NH Asian/Native Hawaiian/Other Pacific Islands	16-19 years	Initiation	68	160	42.5%
Saginaw	NH Asian/Native Hawaiian/Other Pacific Islands	16-19 years	Up-To-Date	14	160	8.75%
Saginaw	NH Black	16-19 years	Completion	656	2267	28.94%
Saginaw	NH Black	16-19 years	Initiation	792	2267	34.94%
Saginaw	NH Black	16-19 years	Up-To-Date	34	2267	1.5%
Saginaw	NH White	16-19 years	Completion	2822	6234	45.27%
Saginaw	NH White	16-19 years	Initiation	3016	6234	48.38%
Saginaw	NH White	16-19 years	Up-To-Date	251	6234	4.03%
Saginaw	Hispanic	20-29 years	Completion	749	2650	28.26%
Saginaw	Hispanic	20-29 years	Initiation	864	2650	32.6%
Saginaw	Hispanic	20-29 years	Up-To-Date	60	2650	2.26%
Saginaw	NH American Indian/Alaska Native	20-29 years	Completion	44	97	45.36%
Saginaw	NH American Indian/Alaska Native	20-29 years	Initiation	49	97	50.52%
Saginaw	NH Asian/Native Hawaiian/Other Pacific Islands	20-29 years	Completion	233	514	45.33%
Saginaw	NH Asian/Native Hawaiian/Other Pacific Islands	20-29 years	Initiation	264	514	51.36%
Saginaw	NH Asian/Native Hawaiian/Other Pacific Islands	20-29 years	Up-To-Date	33	514	6.42%

Saginaw	NH Black	20-29 years	Completion	1450	5518	26.28%
Saginaw	NH Black	20-29 years	Initiation	1731	5518	31.37%
Saginaw	NH Black	20-29 years	Up-To-Date	59	5518	1.07%
Saginaw	NH White	20-29 years	Completion	6737	15750	42.77%
Saginaw	NH White	20-29 years	Initiation	7316	15750	46.45%
Saginaw	NH White	20-29 years	Up-To-Date	625	15750	3.97%
Saginaw	Hispanic	30-39 years	Completion	666	1927	34.56%
Saginaw	Hispanic	30-39 years	Initiation	755	1927	39.18%
Saginaw	Hispanic	30-39 years	Up-To-Date	87	1927	4.51%
Saginaw	NH American Indian/Alaska Native	30-39 years	Completion	51	63	80.95%
Saginaw	NH American Indian/Alaska Native	30-39 years	Initiation	53	63	84.13%
Saginaw	NH Asian/Native Hawaiian/Other Pacific Islands	30-39 years	Completion	193	482	40.04%
Saginaw	NH Asian/Native Hawaiian/Other Pacific Islands	30-39 years	Initiation	210	482	43.57%
Saginaw	NH Asian/Native Hawaiian/Other Pacific Islands	30-39 years	Up-To-Date	31	482	6.43%
Saginaw	NH Black	30-39 years	Completion	1519	4066	37.36%
Saginaw	NH Black	30-39 years	Initiation	1741	4066	42.82%
Saginaw	NH Black	30-39 years	Up-To-Date	112	4066	2.75%
Saginaw	NH White	30-39 years	Completion	6930	14594	47.49%
Saginaw	NH White	30-39 years	Initiation	7358	14594	50.42%
Saginaw	NH White	30-39 years	Up-To-Date	894	14594	6.13%
Saginaw	Hispanic	40-49 years	Completion	706	1766	39.98%
Saginaw	Hispanic	40-49 years	Initiation	789	1766	44.68%
Saginaw	Hispanic	40-49 years	Up-To-Date	111	1766	6.29%
Saginaw	NH American Indian/Alaska Native	40-49 years	Completion	32	68	47.06%
Saginaw	NH American Indian/Alaska Native	40-49 years	Initiation	34	68	50%
Saginaw	NH Asian/Native Hawaiian/Other Pacific Islands	40-49 years	Completion	155	340	45.59%
Saginaw	NH Asian/Native Hawaiian/Other Pacific Islands	40-49 years	Initiation	168	340	49.41%
Saginaw	NH Asian/Native Hawaiian/Other Pacific Islands	40-49 years	Up-To-Date	34	340	10%
Saginaw	NH Black	40-49 years	Completion	1768	3905	45.28%
Saginaw	NH Black	40-49 years	Initiation	1927	3905	49.35%
Saginaw	NH Black	40-49 years	Up-To-Date	215	3905	5.51%
Saginaw	NH White	40-49 years	Completion	7619	15059	50.59%
Saginaw	NH White	40-49 years	Initiation	8004	15059	53.15%
Saginaw	NH White	40-49 years	Up-To-Date	1310	15059	8.7%
Saginaw	Hispanic	5-11 years	Completion	281	2164	12.99%
Saginaw	Hispanic	5-11 years	Initiation	341	2164	15.76%
Saginaw	Hispanic	5-11 years	Up-To-Date	33	2164	1.52%
Saginaw	NH Asian/Native Hawaiian/Other Pacific Islands	5-11 years	Completion	97	174	55.75%
Saginaw	NH Asian/Native Hawaiian/Other Pacific Islands	5-11 years	Initiation	104	174	59.77%
Saginaw	NH Black	5-11 years	Completion	396	3622	10.93%
Saginaw	NH Black	5-11 years	Initiation	533	3622	14.72%
Saginaw	NH Black	5-11 years	Up-To-Date	31	3622	0.86%
Saginaw	NH White	5-11 years	Completion	2075	8737	23.75%
Saginaw	NH White	5-11 years	Initiation	2292	8737	26.23%
Saginaw	NH White	5-11 years	Up-To-Date	234	8737	2.68%
Saginaw	Hispanic	50-64 years	Completion	1322	2187	60.45%
Saginaw	Hispanic	50-64 years	Initiation	1398	2187	63.92%
Saginaw	Hispanic	50-64 years	Up-To-Date	359	2187	16.42%
Saginaw	NH American Indian/Alaska Native	50-64 years	Completion	114	127	89.76%
Saginaw	NH American Indian/Alaska Native	50-64 years	Initiation	123	127	96.85%
Saginaw	NH American Indian/Alaska Native	50-64 years	Up-To-Date	34	127	26.77%
Saginaw	NH Asian/Native Hawaiian/Other Pacific Islands	50-64 years	Completion	256	428	59.81%
Saginaw	NH Asian/Native Hawaiian/Other Pacific Islands	50-64 years	Initiation	284	428	66.36%
Saginaw	NH Asian/Native Hawaiian/Other Pacific Islands	50-64 years	Up-To-Date	84	428	19.63%
Saginaw	NH Black	50-64 years	Completion	3565	6170	57.78%
Saginaw	NH Black	50-64 years	Initiation	3768	6170	61.07%
Saginaw	NH Black	50-64 years	Up-To-Date	782	6170	12.67%
Saginaw	NH White	50-64 years	Completion	17736	29605	59.91%
Saginaw	NH White	50-64 years	Initiation	18365	29605	62.03%
Saginaw	NH White	50-64 years	Up-To-Date	5222	29605	17.64%
Saginaw	Hispanic	65-74 years	Completion	729	1109	65.73%
Saginaw	Hispanic	65-74 years	Initiation	767	1109	69.16%
Saginaw	Hispanic	65-74 years	Up-To-Date	296	1109	26.69%
Saginaw	NH American Indian/Alaska Native	65-74 years	Completion	55	61	90.16%

Saginaw	NH American Indian/Alaska Native	65-74 years	Initiation	57	61	93.44%
Saginaw	NH American Indian/Alaska Native	65-74 years	Up-To-Date	28	61	45.9%
Saginaw	NH Asian/Native Hawaiian/Other Pacific Islands	65-74 years	Completion	121	192	63.02%
Saginaw	NH Asian/Native Hawaiian/Other Pacific Islands	65-74 years	Initiation	130	192	67.71%
Saginaw	NH Asian/Native Hawaiian/Other Pacific Islands	65-74 years	Up-To-Date	47	192	24.48%
Saginaw	NH Black	65-74 years	Completion	2371	3310	71.63%
Saginaw	NH Black	65-74 years	Initiation	2447	3310	73.93%
Saginaw	NH Black	65-74 years	Up-To-Date	847	3310	25.59%
Saginaw	NH White	65-74 years	Completion	12674	16456	77.02%
Saginaw	NH White	65-74 years	Initiation	13033	16456	79.2%
Saginaw	NH White	65-74 years	Up-To-Date	5935	16456	36.07%
Saginaw	Hispanic	75+ years	Completion	397	666	59.61%
Saginaw	Hispanic	75+ years	Initiation	424	666	63.66%
Saginaw	Hispanic	75+ years	Up-To-Date	160	666	24.02%
Saginaw	NH Asian/Native Hawaiian/Other Pacific Islands	75+ years	Completion	61	114	53.51%
Saginaw	NH Asian/Native Hawaiian/Other Pacific Islands	75+ years	Initiation	70	114	61.4%
Saginaw	NH Asian/Native Hawaiian/Other Pacific Islands	75+ years	Up-To-Date	25	114	21.93%
Saginaw	NH Black	75+ years	Completion	1084	1792	60.49%
Saginaw	NH Black	75+ years	Initiation	1124	1792	62.72%
Saginaw	NH Black	75+ years	Up-To-Date	360	1792	20.09%
Saginaw	NH White	75+ years	Completion	9385	13496	69.54%
Saginaw	NH White	75+ years	Initiation	9746	13496	72.21%
Saginaw	NH White	75+ years	Up-To-Date	4058	13496	30.07%
Saginaw	Hispanic	under 5 years	Completion	11	1532	0.72%
Saginaw	Hispanic	under 5 years	Initiation	21	1532	1.37%
Saginaw	NH Black	under 5 years	Completion	13	2543	0.51%
Saginaw	NH Black	under 5 years	Initiation	53	2543	2.08%
Saginaw	NH White	under 5 years	Completion	118	6244	1.89%
Saginaw	NH White	under 5 years	Initiation	237	6244	3.8%
Saginaw	NH White	under 5 years	Up-To-Date	54	6244	0.86%
Sanilac	Hispanic	12-15 years	Completion	18	135	13.33%
Sanilac	Hispanic	12-15 years	Initiation	19	135	14.07%
Sanilac	NH White	12-15 years	Completion	354	1924	18.4%
Sanilac	NH White	12-15 years	Initiation	389	1924	20.22%
Sanilac	NH White	12-15 years	Up-To-Date	34	1924	1.77%
Sanilac	Hispanic	16-19 years	Completion	39	126	30.95%
Sanilac	Hispanic	16-19 years	Initiation	44	126	34.92%
Sanilac	NH White	16-19 years	Completion	493	1777	27.74%
Sanilac	NH White	16-19 years	Initiation	523	1777	29.43%
Sanilac	NH White	16-19 years	Up-To-Date	31	1777	1.74%
Sanilac	Hispanic	20-29 years	Completion	94	234	40.17%
Sanilac	Hispanic	20-29 years	Initiation	112	234	47.86%
Sanilac	NH White	20-29 years	Completion	1048	3999	26.21%
Sanilac	NH White	20-29 years	Initiation	1139	3999	28.48%
Sanilac	NH White	20-29 years	Up-To-Date	70	3999	1.75%
Sanilac	Hispanic	30-39 years	Completion	76	203	37.44%
Sanilac	Hispanic	30-39 years	Initiation	89	203	43.84%
Sanilac	NH White	30-39 years	Completion	1244	3870	32.14%
Sanilac	NH White	30-39 years	Initiation	1308	3870	33.8%
Sanilac	NH White	30-39 years	Up-To-Date	113	3870	2.92%
Sanilac	Hispanic	40-49 years	Completion	76	194	39.18%
Sanilac	Hispanic	40-49 years	Initiation	86	194	44.33%
Sanilac	NH White	40-49 years	Completion	1556	4318	36.04%
Sanilac	NH White	40-49 years	Initiation	1628	4318	37.7%
Sanilac	NH White	40-49 years	Up-To-Date	188	4318	4.35%
Sanilac	Hispanic	5-11 years	Completion	11	192	5.73%
Sanilac	Hispanic	5-11 years	Initiation	11	192	5.73%
Sanilac	NH White	5-11 years	Completion	233	3076	7.57%
Sanilac	NH White	5-11 years	Initiation	264	3076	8.58%
Sanilac	Hispanic	50-64 years	Completion	133	221	60.18%
Sanilac	Hispanic	50-64 years	Initiation	139	221	62.9%
Sanilac	Hispanic	50-64 years	Up-To-Date	32	221	14.48%
Sanilac	NH American Indian/Alaska Native	50-64 years	Completion	21	52	40.38%
Sanilac	NH American Indian/Alaska Native	50-64 years	Initiation	22	52	42.31%

Sanilac	NH White	50-64 years	Completion	4734	8853	53.47%
Sanilac	NH White	50-64 years	Initiation	4907	8853	55.43%
Sanilac	NH White	50-64 years	Up-To-Date	1096	8853	12.38%
Sanilac	Hispanic	65-74 years	Completion	80	100	80%
Sanilac	Hispanic	65-74 years	Initiation	85	100	85%
Sanilac	Hispanic	65-74 years	Up-To-Date	27	100	27%
Sanilac	NH White	65-74 years	Completion	3390	5113	66.3%
Sanilac	NH White	65-74 years	Initiation	3502	5113	68.49%
Sanilac	NH White	65-74 years	Up-To-Date	1366	5113	26.72%
Sanilac	Hispanic	75+ years	Completion	44	54	81.48%
Sanilac	Hispanic	75+ years	Initiation	47	54	87.04%
Sanilac	NH White	75+ years	Completion	2403	3706	64.84%
Sanilac	NH White	75+ years	Initiation	2500	3706	67.46%
Sanilac	NH White	75+ years	Up-To-Date	950	3706	25.63%
Sanilac	NH White	under 5 years	Initiation	16	1978	0.81%
Schoolcraft	NH White	12-15 years	Completion	101	254	39.76%
Schoolcraft	NH White	12-15 years	Initiation	105	254	41.34%
Schoolcraft	NH White	12-15 years	Up-To-Date	11	254	4.33%
Schoolcraft	NH White	16-19 years	Completion	114	236	48.31%
Schoolcraft	NH White	16-19 years	Initiation	119	236	50.42%
Schoolcraft	NH White	16-19 years	Up-To-Date	11	236	4.66%
Schoolcraft	NH American Indian/Alaska Native	20-29 years	Completion	26	106	24.53%
Schoolcraft	NH American Indian/Alaska Native	20-29 years	Initiation	28	106	26.42%
Schoolcraft	NH White	20-29 years	Completion	234	553	42.31%
Schoolcraft	NH White	20-29 years	Initiation	246	553	44.48%
Schoolcraft	NH White	20-29 years	Up-To-Date	17	553	3.07%
Schoolcraft	NH American Indian/Alaska Native	30-39 years	Completion	28	74	37.84%
Schoolcraft	NH American Indian/Alaska Native	30-39 years	Initiation	28	74	37.84%
Schoolcraft	NH White	30-39 years	Completion	250	560	44.64%
Schoolcraft	NH White	30-39 years	Initiation	265	560	47.32%
Schoolcraft	NH White	30-39 years	Up-To-Date	26	560	4.64%
Schoolcraft	NH American Indian/Alaska Native	40-49 years	Completion	22	82	26.83%
Schoolcraft	NH American Indian/Alaska Native	40-49 years	Initiation	24	82	29.27%
Schoolcraft	NH White	40-49 years	Completion	342	738	46.34%
Schoolcraft	NH White	40-49 years	Initiation	351	738	47.56%
Schoolcraft	NH White	40-49 years	Up-To-Date	34	738	4.61%
Schoolcraft	NH White	5-11 years	Completion	82	392	20.92%
Schoolcraft	NH White	5-11 years	Initiation	88	392	22.45%
Schoolcraft	NH American Indian/Alaska Native	50-64 years	Completion	39	136	28.68%
Schoolcraft	NH American Indian/Alaska Native	50-64 years	Initiation	41	136	30.15%
Schoolcraft	NH White	50-64 years	Completion	1045	1850	56.49%
Schoolcraft	NH White	50-64 years	Initiation	1063	1850	57.46%
Schoolcraft	NH White	50-64 years	Up-To-Date	187	1850	10.11%
Schoolcraft	NH American Indian/Alaska Native	65-74 years	Completion	14	75	18.67%
Schoolcraft	NH American Indian/Alaska Native	65-74 years	Initiation	14	75	18.67%
Schoolcraft	NH American Indian/Alaska Native	65-74 years	Up-To-Date	11	75	14.67%
Schoolcraft	NH White	65-74 years	Completion	969	1229	78.84%
Schoolcraft	NH White	65-74 years	Initiation	987	1229	80.31%
Schoolcraft	NH White	65-74 years	Up-To-Date	381	1229	31%
Schoolcraft	NH White	75+ years	Completion	603	831	72.56%
Schoolcraft	NH White	75+ years	Initiation	616	831	74.13%
Schoolcraft	NH White	75+ years	Up-To-Date	199	831	23.95%
Schoolcraft	NH White	under 5 years	Initiation	15	266	5.64%
Shiawassee	Hispanic	12-15 years	Completion	62	160	38.75%
Shiawassee	Hispanic	12-15 years	Initiation	69	160	43.12%
Shiawassee	Hispanic	12-15 years	Up-To-Date	12	160	7.5%
Shiawassee	NH White	12-15 years	Completion	1103	3112	35.44%
Shiawassee	NH White	12-15 years	Initiation	1181	3112	37.95%
Shiawassee	NH White	12-15 years	Up-To-Date	130	3112	4.18%
Shiawassee	Hispanic	16-19 years	Completion	36	164	21.95%
Shiawassee	Hispanic	16-19 years	Initiation	39	164	23.78%
Shiawassee	NH White	16-19 years	Completion	1362	3204	42.51%
Shiawassee	NH White	16-19 years	Initiation	1447	3204	45.16%
Shiawassee	NH White	16-19 years	Up-To-Date	124	3204	3.87%

Shiawassee	Hispanic	20-29 years	Completion	101	369	27.37%
Shiawassee	Hispanic	20-29 years	Initiation	109	369	29.54%
Shiawassee	NH Asian/Native Hawaiian/Other Pacific Islands	20-29 years	Completion	20	62	32.26%
Shiawassee	NH Asian/Native Hawaiian/Other Pacific Islands	20-29 years	Initiation	21	62	33.87%
Shiawassee	NH Black	20-29 years	Completion	20	79	25.32%
Shiawassee	NH Black	20-29 years	Initiation	23	79	29.11%
Shiawassee	NH White	20-29 years	Completion	2851	7575	37.64%
Shiawassee	NH White	20-29 years	Initiation	3117	7575	41.15%
Shiawassee	NH White	20-29 years	Up-To-Date	243	7575	3.21%
Shiawassee	Hispanic	30-39 years	Completion	96	317	30.28%
Shiawassee	Hispanic	30-39 years	Initiation	102	317	32.18%
Shiawassee	Hispanic	30-39 years	Up-To-Date	18	317	5.68%
Shiawassee	NH Asian/Native Hawaiian/Other Pacific Islands	30-39 years	Completion	22	50	44%
Shiawassee	NH Asian/Native Hawaiian/Other Pacific Islands	30-39 years	Initiation	25	50	50%
Shiawassee	NH Black	30-39 years	Completion	25	65	38.46%
Shiawassee	NH Black	30-39 years	Initiation	25	65	38.46%
Shiawassee	NH White	30-39 years	Completion	3152	7104	44.37%
Shiawassee	NH White	30-39 years	Initiation	3375	7104	47.51%
Shiawassee	NH White	30-39 years	Up-To-Date	433	7104	6.1%
Shiawassee	Hispanic	40-49 years	Completion	89	251	35.46%
Shiawassee	Hispanic	40-49 years	Initiation	97	251	38.65%
Shiawassee	Hispanic	40-49 years	Up-To-Date	17	251	6.77%
Shiawassee	NH Asian/Native Hawaiian/Other Pacific Islands	40-49 years	Completion	23	54	42.59%
Shiawassee	NH Asian/Native Hawaiian/Other Pacific Islands	40-49 years	Initiation	24	54	44.44%
Shiawassee	NH White	40-49 years	Completion	3676	7633	48.16%
Shiawassee	NH White	40-49 years	Initiation	3839	7633	50.29%
Shiawassee	NH White	40-49 years	Up-To-Date	612	7633	8.02%
Shiawassee	Hispanic	5-11 years	Completion	30	256	11.72%
Shiawassee	Hispanic	5-11 years	Initiation	34	256	13.28%
Shiawassee	NH White	5-11 years	Completion	988	4793	20.61%
Shiawassee	NH White	5-11 years	Initiation	1096	4793	22.87%
Shiawassee	NH White	5-11 years	Up-To-Date	137	4793	2.86%
Shiawassee	Hispanic	50-64 years	Completion	172	274	62.77%
Shiawassee	Hispanic	50-64 years	Initiation	177	274	64.6%
Shiawassee	Hispanic	50-64 years	Up-To-Date	49	274	17.88%
Shiawassee	NH American Indian/Alaska Native	50-64 years	Completion	45	83	54.22%
Shiawassee	NH American Indian/Alaska Native	50-64 years	Initiation	45	83	54.22%
Shiawassee	NH Asian/Native Hawaiian/Other Pacific Islands	50-64 years	Completion	32	57	56.14%
Shiawassee	NH Asian/Native Hawaiian/Other Pacific Islands	50-64 years	Initiation	34	57	59.65%
Shiawassee	NH Asian/Native Hawaiian/Other Pacific Islands	50-64 years	Up-To-Date	13	57	22.81%
Shiawassee	NH Black	50-64 years	Completion	31	60	51.67%
Shiawassee	NH Black	50-64 years	Initiation	35	60	58.33%
Shiawassee	NH White	50-64 years	Completion	8744	14696	59.5%
Shiawassee	NH White	50-64 years	Initiation	9025	14696	61.41%
Shiawassee	NH White	50-64 years	Up-To-Date	2539	14696	17.28%
Shiawassee	Hispanic	65-74 years	Completion	50	110	45.45%
Shiawassee	Hispanic	65-74 years	Initiation	52	110	47.27%
Shiawassee	Hispanic	65-74 years	Up-To-Date	24	110	21.82%
Shiawassee	NH White	65-74 years	Completion	5626	7460	75.42%
Shiawassee	NH White	65-74 years	Initiation	5790	7460	77.61%
Shiawassee	NH White	65-74 years	Up-To-Date	2616	7460	35.07%
Shiawassee	Hispanic	75+ years	Completion	41	61	67.21%
Shiawassee	Hispanic	75+ years	Initiation	44	61	72.13%
Shiawassee	Hispanic	75+ years	Up-To-Date	20	61	32.79%
Shiawassee	NH White	75+ years	Completion	3972	5109	77.75%
Shiawassee	NH White	75+ years	Initiation	4110	5109	80.45%
Shiawassee	NH White	75+ years	Up-To-Date	1656	5109	32.41%
Shiawassee	NH White	under 5 years	Completion	116	3205	3.62%
Shiawassee	NH White	under 5 years	Initiation	212	3205	6.61%
Shiawassee	NH White	under 5 years	Up-To-Date	54	3205	1.68%
St. Clair	Hispanic	12-15 years	Completion	113	471	23.99%
St. Clair	Hispanic	12-15 years	Initiation	124	471	26.33%
St. Clair	NH Black	12-15 years	Completion	65	220	29.55%
St. Clair	NH Black	12-15 years	Initiation	74	220	33.64%

St. Clair	NH Black	12-15 years	Up-To-Date	12	220	5.45%
St. Clair	NH White	12-15 years	Completion	2074	6974	29.74%
St. Clair	NH White	12-15 years	Initiation	2257	6974	32.36%
St. Clair	NH White	12-15 years	Up-To-Date	233	6974	3.34%
St. Clair	Hispanic	16-19 years	Completion	120	478	25.1%
St. Clair	Hispanic	16-19 years	Initiation	140	478	29.29%
St. Clair	Hispanic	16-19 years	Up-To-Date	13	478	2.72%
St. Clair	NH Asian/Native Hawaiian/Other Pacific Islands	16-19 years	Completion	34	55	61.82%
St. Clair	NH Asian/Native Hawaiian/Other Pacific Islands	16-19 years	Initiation	38	55	69.09%
St. Clair	NH Black	16-19 years	Completion	107	218	49.08%
St. Clair	NH Black	16-19 years	Initiation	120	218	55.05%
St. Clair	NH White	16-19 years	Completion	2751	6521	42.19%
St. Clair	NH White	16-19 years	Initiation	2940	6521	45.09%
St. Clair	NH White	16-19 years	Up-To-Date	212	6521	3.25%
St. Clair	Hispanic	20-29 years	Completion	229	876	26.14%
St. Clair	Hispanic	20-29 years	Initiation	269	876	30.71%
St. Clair	Hispanic	20-29 years	Up-To-Date	13	876	1.48%
St. Clair	NH American Indian/Alaska Native	20-29 years	Completion	47	95	49.47%
St. Clair	NH American Indian/Alaska Native	20-29 years	Initiation	52	95	54.74%
St. Clair	NH Asian/Native Hawaiian/Other Pacific Islands	20-29 years	Completion	71	125	56.8%
St. Clair	NH Asian/Native Hawaiian/Other Pacific Islands	20-29 years	Initiation	74	125	59.2%
St. Clair	NH Asian/Native Hawaiian/Other Pacific Islands	20-29 years	Up-To-Date	12	125	9.6%
St. Clair	NH Black	20-29 years	Completion	215	592	36.32%
St. Clair	NH Black	20-29 years	Initiation	253	592	42.74%
St. Clair	NH Black	20-29 years	Up-To-Date	12	592	2.03%
St. Clair	NH White	20-29 years	Completion	6095	16153	37.73%
St. Clair	NH White	20-29 years	Initiation	6576	16153	40.71%
St. Clair	NH White	20-29 years	Up-To-Date	475	16153	2.94%
St. Clair	Hispanic	30-39 years	Completion	227	734	30.93%
St. Clair	Hispanic	30-39 years	Initiation	259	734	35.29%
St. Clair	Hispanic	30-39 years	Up-To-Date	25	734	3.41%
St. Clair	NH American Indian/Alaska Native	30-39 years	Completion	38	87	43.68%
St. Clair	NH American Indian/Alaska Native	30-39 years	Initiation	40	87	45.98%
St. Clair	NH Asian/Native Hawaiian/Other Pacific Islands	30-39 years	Completion	81	137	59.12%
St. Clair	NH Asian/Native Hawaiian/Other Pacific Islands	30-39 years	Initiation	88	137	64.23%
St. Clair	NH Asian/Native Hawaiian/Other Pacific Islands	30-39 years	Up-To-Date	12	137	8.76%
St. Clair	NH Black	30-39 years	Completion	207	510	40.59%
St. Clair	NH Black	30-39 years	Initiation	228	510	44.71%
St. Clair	NH Black	30-39 years	Up-To-Date	12	510	2.35%
St. Clair	NH White	30-39 years	Completion	6144	15514	39.6%
St. Clair	NH White	30-39 years	Initiation	6603	15514	42.56%
St. Clair	NH White	30-39 years	Up-To-Date	594	15514	3.83%
St. Clair	Hispanic	40-49 years	Completion	244	771	31.65%
St. Clair	Hispanic	40-49 years	Initiation	266	771	34.5%
St. Clair	Hispanic	40-49 years	Up-To-Date	29	771	3.76%
St. Clair	NH American Indian/Alaska Native	40-49 years	Completion	42	89	47.19%
St. Clair	NH American Indian/Alaska Native	40-49 years	Initiation	46	89	51.69%
St. Clair	NH Asian/Native Hawaiian/Other Pacific Islands	40-49 years	Completion	78	152	51.32%
St. Clair	NH Asian/Native Hawaiian/Other Pacific Islands	40-49 years	Initiation	86	152	56.58%
St. Clair	NH Asian/Native Hawaiian/Other Pacific Islands	40-49 years	Up-To-Date	17	152	11.18%
St. Clair	NH Black	40-49 years	Completion	221	436	50.69%
St. Clair	NH Black	40-49 years	Initiation	235	436	53.9%
St. Clair	NH Black	40-49 years	Up-To-Date	29	436	6.65%
St. Clair	NH White	40-49 years	Completion	7668	17764	43.17%
St. Clair	NH White	40-49 years	Initiation	8058	17764	45.36%
St. Clair	NH White	40-49 years	Up-To-Date	959	17764	5.4%
St. Clair	Hispanic	5-11 years	Completion	57	740	7.7%
St. Clair	Hispanic	5-11 years	Initiation	68	740	9.19%
St. Clair	NH Asian/Native Hawaiian/Other Pacific Islands	5-11 years	Completion	26	63	41.27%
St. Clair	NH Asian/Native Hawaiian/Other Pacific Islands	5-11 years	Initiation	27	63	42.86%
St. Clair	NH Black	5-11 years	Completion	63	390	16.15%
St. Clair	NH Black	5-11 years	Initiation	80	390	20.51%
St. Clair	NH White	5-11 years	Completion	1445	10587	13.65%
St. Clair	NH White	5-11 years	Initiation	1587	10587	14.99%

St. Clair	NH White	5-11 years	Up-To-Date	168	10587	1.59%
St. Clair	Hispanic	50-64 years	Completion	419	724	57.87%
St. Clair	Hispanic	50-64 years	Initiation	445	724	61.46%
St. Clair	Hispanic	50-64 years	Up-To-Date	101	724	13.95%
St. Clair	NH American Indian/Alaska Native	50-64 years	Completion	110	190	57.89%
St. Clair	NH American Indian/Alaska Native	50-64 years	Initiation	117	190	61.58%
St. Clair	NH American Indian/Alaska Native	50-64 years	Up-To-Date	31	190	16.32%
St. Clair	NH Asian/Native Hawaiian/Other Pacific Islands	50-64 years	Completion	122	197	61.93%
St. Clair	NH Asian/Native Hawaiian/Other Pacific Islands	50-64 years	Initiation	132	197	67.01%
St. Clair	NH Asian/Native Hawaiian/Other Pacific Islands	50-64 years	Up-To-Date	33	197	16.75%
St. Clair	NH Black	50-64 years	Completion	474	730	64.93%
St. Clair	NH Black	50-64 years	Initiation	495	730	67.81%
St. Clair	NH Black	50-64 years	Up-To-Date	106	730	14.52%
St. Clair	NH White	50-64 years	Completion	19975	35065	56.97%
St. Clair	NH White	50-64 years	Initiation	20740	35065	59.15%
St. Clair	NH White	50-64 years	Up-To-Date	4656	35065	13.28%
St. Clair	Hispanic	65-74 years	Completion	189	257	73.54%
St. Clair	Hispanic	65-74 years	Initiation	201	257	78.21%
St. Clair	Hispanic	65-74 years	Up-To-Date	74	257	28.79%
St. Clair	NH Asian/Native Hawaiian/Other Pacific Islands	65-74 years	Completion	62	103	60.19%
St. Clair	NH Asian/Native Hawaiian/Other Pacific Islands	65-74 years	Initiation	63	103	61.17%
St. Clair	NH Asian/Native Hawaiian/Other Pacific Islands	65-74 years	Up-To-Date	26	103	25.24%
St. Clair	NH Black	65-74 years	Completion	235	321	73.21%
St. Clair	NH Black	65-74 years	Initiation	247	321	76.95%
St. Clair	NH Black	65-74 years	Up-To-Date	74	321	23.05%
St. Clair	NH White	65-74 years	Completion	12497	17496	71.43%
St. Clair	NH White	65-74 years	Initiation	12853	17496	73.46%
St. Clair	NH White	65-74 years	Up-To-Date	5028	17496	28.74%
St. Clair	Hispanic	75+ years	Completion	126	132	95.45%
St. Clair	Hispanic	75+ years	Initiation	137	132	103.79%
St. Clair	Hispanic	75+ years	Up-To-Date	56	132	42.42%
St. Clair	NH Asian/Native Hawaiian/Other Pacific Islands	75+ years	Completion	43	71	60.56%
St. Clair	NH Asian/Native Hawaiian/Other Pacific Islands	75+ years	Initiation	44	71	61.97%
St. Clair	NH Asian/Native Hawaiian/Other Pacific Islands	75+ years	Up-To-Date	24	71	33.8%
St. Clair	NH Black	75+ years	Completion	108	172	62.79%
St. Clair	NH Black	75+ years	Initiation	112	172	65.12%
St. Clair	NH Black	75+ years	Up-To-Date	39	172	22.67%
St. Clair	NH White	75+ years	Completion	8066	12086	66.74%
St. Clair	NH White	75+ years	Initiation	8375	12086	69.3%
St. Clair	NH White	75+ years	Up-To-Date	3166	12086	26.2%
St. Clair	Hispanic	under 5 years	Initiation	16	397	4.03%
St. Clair	NH White	under 5 years	Completion	109	6653	1.64%
St. Clair	NH White	under 5 years	Initiation	208	6653	3.13%
St. Clair	NH White	under 5 years	Up-To-Date	95	6653	1.43%
St. Joseph	Hispanic	12-15 years	Completion	172	496	34.68%
St. Joseph	Hispanic	12-15 years	Initiation	199	496	40.12%
St. Joseph	Hispanic	12-15 years	Up-To-Date	12	496	2.42%
St. Joseph	NH Black	12-15 years	Completion	32	87	36.78%
St. Joseph	NH Black	12-15 years	Initiation	35	87	40.23%
St. Joseph	NH White	12-15 years	Completion	712	2651	26.86%
St. Joseph	NH White	12-15 years	Initiation	757	2651	28.56%
St. Joseph	NH White	12-15 years	Up-To-Date	80	2651	3.02%
St. Joseph	Hispanic	16-19 years	Completion	188	458	41.05%
St. Joseph	Hispanic	16-19 years	Initiation	205	458	44.76%
St. Joseph	NH Black	16-19 years	Completion	34	62	54.84%
St. Joseph	NH Black	16-19 years	Initiation	39	62	62.9%
St. Joseph	NH White	16-19 years	Completion	773	2364	32.7%
St. Joseph	NH White	16-19 years	Initiation	844	2364	35.7%
St. Joseph	NH White	16-19 years	Up-To-Date	57	2364	2.41%
St. Joseph	Hispanic	20-29 years	Completion	433	803	53.92%
St. Joseph	Hispanic	20-29 years	Initiation	506	803	63.01%
St. Joseph	Hispanic	20-29 years	Up-To-Date	11	803	1.37%
St. Joseph	NH Asian/Native Hawaiian/Other Pacific Islands	20-29 years	Completion	29	53	54.72%
St. Joseph	NH Asian/Native Hawaiian/Other Pacific Islands	20-29 years	Initiation	34	53	64.15%

St. Joseph	NH Black	20-29 years	Completion	54	210	25.71%
St. Joseph	NH Black	20-29 years	Initiation	67	210	31.9%
St. Joseph	NH White	20-29 years	Completion	1706	5936	28.74%
St. Joseph	NH White	20-29 years	Initiation	1887	5936	31.79%
St. Joseph	NH White	20-29 years	Up-To-Date	129	5936	2.17%
St. Joseph	Hispanic	30-39 years	Completion	388	661	58.7%
St. Joseph	Hispanic	30-39 years	Initiation	440	661	66.57%
St. Joseph	Hispanic	30-39 years	Up-To-Date	13	661	1.97%
St. Joseph	NH Black	30-39 years	Completion	63	178	35.39%
St. Joseph	NH Black	30-39 years	Initiation	72	178	40.45%
St. Joseph	NH White	30-39 years	Completion	2023	6147	32.91%
St. Joseph	NH White	30-39 years	Initiation	2187	6147	35.58%
St. Joseph	NH White	30-39 years	Up-To-Date	245	6147	3.99%
St. Joseph	Hispanic	40-49 years	Completion	412	609	67.65%
St. Joseph	Hispanic	40-49 years	Initiation	451	609	74.06%
St. Joseph	Hispanic	40-49 years	Up-To-Date	25	609	4.11%
St. Joseph	NH Asian/Native Hawaiian/Other Pacific Islands	40-49 years	Completion	44	68	64.71%
St. Joseph	NH Asian/Native Hawaiian/Other Pacific Islands	40-49 years	Initiation	51	68	75%
St. Joseph	NH Black	40-49 years	Completion	54	144	37.5%
St. Joseph	NH Black	40-49 years	Initiation	61	144	42.36%
St. Joseph	NH White	40-49 years	Completion	2336	5951	39.25%
St. Joseph	NH White	40-49 years	Initiation	2479	5951	41.66%
St. Joseph	NH White	40-49 years	Up-To-Date	339	5951	5.7%
St. Joseph	Hispanic	5-11 years	Completion	55	865	6.36%
St. Joseph	Hispanic	5-11 years	Initiation	72	865	8.32%
St. Joseph	NH Black	5-11 years	Completion	23	141	16.31%
St. Joseph	NH Black	5-11 years	Initiation	32	141	22.7%
St. Joseph	NH White	5-11 years	Completion	525	4437	11.83%
St. Joseph	NH White	5-11 years	Initiation	616	4437	13.88%
St. Joseph	NH White	5-11 years	Up-To-Date	73	4437	1.65%
St. Joseph	Hispanic	50-64 years	Completion	401	475	84.42%
St. Joseph	Hispanic	50-64 years	Initiation	444	475	93.47%
St. Joseph	Hispanic	50-64 years	Up-To-Date	34	475	7.16%
St. Joseph	NH American Indian/Alaska Native	50-64 years	Completion	19	67	28.36%
St. Joseph	NH American Indian/Alaska Native	50-64 years	Initiation	20	67	29.85%
St. Joseph	NH Asian/Native Hawaiian/Other Pacific Islands	50-64 years	Completion	55	83	66.27%
St. Joseph	NH Asian/Native Hawaiian/Other Pacific Islands	50-64 years	Initiation	61	83	73.49%
St. Joseph	NH Asian/Native Hawaiian/Other Pacific Islands	50-64 years	Up-To-Date	19	83	22.89%
St. Joseph	NH Black	50-64 years	Completion	149	276	53.99%
St. Joseph	NH Black	50-64 years	Initiation	161	276	58.33%
St. Joseph	NH Black	50-64 years	Up-To-Date	35	276	12.68%
St. Joseph	NH White	50-64 years	Completion	5970	11318	52.75%
St. Joseph	NH White	50-64 years	Initiation	6201	11318	54.79%
St. Joseph	NH White	50-64 years	Up-To-Date	1557	11318	13.76%
St. Joseph	Hispanic	65-74 years	Completion	104	97	107.22%
St. Joseph	Hispanic	65-74 years	Initiation	123	97	126.8%
St. Joseph	Hispanic	65-74 years	Up-To-Date	25	97	25.77%
St. Joseph	NH Black	65-74 years	Completion	63	123	51.22%
St. Joseph	NH Black	65-74 years	Initiation	64	123	52.03%
St. Joseph	NH Black	65-74 years	Up-To-Date	26	123	21.14%
St. Joseph	NH White	65-74 years	Completion	4415	6277	70.34%
St. Joseph	NH White	65-74 years	Initiation	4537	6277	72.28%
St. Joseph	NH White	65-74 years	Up-To-Date	2012	6277	32.05%
St. Joseph	Hispanic	75+ years	Completion	59	56	105.36%
St. Joseph	Hispanic	75+ years	Initiation	63	56	112.5%
St. Joseph	Hispanic	75+ years	Up-To-Date	12	56	21.43%
St. Joseph	NH Black	75+ years	Completion	29	71	40.85%
St. Joseph	NH Black	75+ years	Initiation	32	71	45.07%
St. Joseph	NH White	75+ years	Completion	2969	4452	66.69%
St. Joseph	NH White	75+ years	Initiation	3087	4452	69.34%
St. Joseph	NH White	75+ years	Up-To-Date	1235	4452	27.74%
St. Joseph	NH White	under 5 years	Completion	30	2930	1.02%
St. Joseph	NH White	under 5 years	Initiation	69	2930	2.35%
St. Joseph	NH White	under 5 years	Up-To-Date	26	2930	0.89%

Tuscola	Hispanic	12-15 years	Completion	37	138	26.81%
Tuscola	Hispanic	12-15 years	Initiation	38	138	27.54%
Tuscola	NH Black	12-15 years	Completion	15	54	27.78%
Tuscola	NH Black	12-15 years	Initiation	15	54	27.78%
Tuscola	NH White	12-15 years	Completion	571	2294	24.89%
Tuscola	NH White	12-15 years	Initiation	605	2294	26.37%
Tuscola	NH White	12-15 years	Up-To-Date	48	2294	2.09%
Tuscola	Hispanic	16-19 years	Completion	39	139	28.06%
Tuscola	Hispanic	16-19 years	Initiation	42	139	30.22%
Tuscola	NH Black	16-19 years	Completion	14	140	10%
Tuscola	NH Black	16-19 years	Initiation	14	140	10%
Tuscola	NH White	16-19 years	Completion	733	2060	35.58%
Tuscola	NH White	16-19 years	Initiation	802	2060	38.93%
Tuscola	NH White	16-19 years	Up-To-Date	44	2060	2.14%
Tuscola	Hispanic	20-29 years	Completion	64	284	22.54%
Tuscola	Hispanic	20-29 years	Initiation	77	284	27.11%
Tuscola	NH Black	20-29 years	Completion	25	79	31.65%
Tuscola	NH Black	20-29 years	Initiation	33	79	41.77%
Tuscola	NH White	20-29 years	Completion	1503	5376	27.96%
Tuscola	NH White	20-29 years	Initiation	1656	5376	30.8%
Tuscola	NH White	20-29 years	Up-To-Date	107	5376	1.99%
Tuscola	Hispanic	30-39 years	Completion	73	277	26.35%
Tuscola	Hispanic	30-39 years	Initiation	80	277	28.88%
Tuscola	NH Black	30-39 years	Completion	34	66	51.52%
Tuscola	NH Black	30-39 years	Initiation	37	66	56.06%
Tuscola	NH White	30-39 years	Completion	1736	5274	32.92%
Tuscola	NH White	30-39 years	Initiation	1864	5274	35.34%
Tuscola	NH White	30-39 years	Up-To-Date	188	5274	3.56%
Tuscola	Hispanic	40-49 years	Completion	85	206	41.26%
Tuscola	Hispanic	40-49 years	Initiation	94	206	45.63%
Tuscola	Hispanic	40-49 years	Up-To-Date	14	206	6.8%
Tuscola	NH Black	40-49 years	Completion	18	73	24.66%
Tuscola	NH Black	40-49 years	Initiation	22	73	30.14%
Tuscola	NH White	40-49 years	Completion	2165	5730	37.78%
Tuscola	NH White	40-49 years	Initiation	2267	5730	39.56%
Tuscola	NH White	40-49 years	Up-To-Date	329	5730	5.74%
Tuscola	Hispanic	5-11 years	Completion	18	247	7.29%
Tuscola	Hispanic	5-11 years	Initiation	21	247	8.5%
Tuscola	NH White	5-11 years	Completion	391	3459	11.3%
Tuscola	NH White	5-11 years	Initiation	427	3459	12.34%
Tuscola	NH White	5-11 years	Up-To-Date	62	3459	1.79%
Tuscola	Hispanic	50-64 years	Completion	169	261	64.75%
Tuscola	Hispanic	50-64 years	Initiation	176	261	67.43%
Tuscola	Hispanic	50-64 years	Up-To-Date	41	261	15.71%
Tuscola	NH American Indian/Alaska Native	50-64 years	Completion	20	66	30.3%
Tuscola	NH American Indian/Alaska Native	50-64 years	Initiation	22	66	33.33%
Tuscola	NH Black	50-64 years	Completion	35	100	35%
Tuscola	NH Black	50-64 years	Initiation	38	100	38%
Tuscola	NH White	50-64 years	Completion	6037	11500	52.5%
Tuscola	NH White	50-64 years	Initiation	6246	11500	54.31%
Tuscola	NH White	50-64 years	Up-To-Date	1587	11500	13.8%
Tuscola	Hispanic	65-74 years	Completion	85	101	84.16%
Tuscola	Hispanic	65-74 years	Initiation	90	101	89.11%
Tuscola	Hispanic	65-74 years	Up-To-Date	42	101	41.58%
Tuscola	NH White	65-74 years	Completion	4355	6013	72.43%
Tuscola	NH White	65-74 years	Initiation	4473	6013	74.39%
Tuscola	NH White	65-74 years	Up-To-Date	1892	6013	31.47%
Tuscola	Hispanic	75+ years	Completion	43	51	84.31%
Tuscola	Hispanic	75+ years	Initiation	48	51	94.12%
Tuscola	Hispanic	75+ years	Up-To-Date	14	51	27.45%
Tuscola	NH White	75+ years	Completion	3093	4504	68.67%
Tuscola	NH White	75+ years	Initiation	3187	4504	70.76%
Tuscola	NH White	75+ years	Up-To-Date	1230	4504	27.31%
Tuscola	NH White	under 5 years	Completion	16	2417	0.66%

Tuscola	NH White	under 5 years	Initiation	30	2417	1.24%
Tuscola	NH White	under 5 years	Up-To-Date	11	2417	0.46%
Van Buren	Hispanic	12-15 years	Completion	425	765	55.56%
Van Buren	Hispanic	12-15 years	Initiation	473	765	61.83%
Van Buren	Hispanic	12-15 years	Up-To-Date	54	765	7.06%
Van Buren	NH Black	12-15 years	Completion	69	136	50.74%
Van Buren	NH Black	12-15 years	Initiation	75	136	55.15%
Van Buren	NH White	12-15 years	Completion	1347	2944	45.75%
Van Buren	NH White	12-15 years	Initiation	1420	2944	48.23%
Van Buren	NH White	12-15 years	Up-To-Date	270	2944	9.17%
Van Buren	Hispanic	16-19 years	Completion	446	701	63.62%
Van Buren	Hispanic	16-19 years	Initiation	496	701	70.76%
Van Buren	Hispanic	16-19 years	Up-To-Date	45	701	6.42%
Van Buren	NH Black	16-19 years	Completion	100	161	62.11%
Van Buren	NH Black	16-19 years	Initiation	108	161	67.08%
Van Buren	NH White	16-19 years	Completion	1386	2623	52.84%
Van Buren	NH White	16-19 years	Initiation	1476	2623	56.27%
Van Buren	NH White	16-19 years	Up-To-Date	174	2623	6.63%
Van Buren	Hispanic	20-29 years	Completion	916	1386	66.09%
Van Buren	Hispanic	20-29 years	Initiation	1029	1386	74.24%
Van Buren	Hispanic	20-29 years	Up-To-Date	69	1386	4.98%
Van Buren	NH American Indian/Alaska Native	20-29 years	Completion	31	78	39.74%
Van Buren	NH American Indian/Alaska Native	20-29 years	Initiation	35	78	44.87%
Van Buren	NH Asian/Native Hawaiian/Other Pacific Islands	20-29 years	Completion	43	71	60.56%
Van Buren	NH Asian/Native Hawaiian/Other Pacific Islands	20-29 years	Initiation	46	71	64.79%
Van Buren	NH Black	20-29 years	Completion	158	333	47.45%
Van Buren	NH Black	20-29 years	Initiation	187	333	56.16%
Van Buren	NH Black	20-29 years	Up-To-Date	19	333	5.71%
Van Buren	NH White	20-29 years	Completion	2748	6225	44.14%
Van Buren	NH White	20-29 years	Initiation	3015	6225	48.43%
Van Buren	NH White	20-29 years	Up-To-Date	380	6225	6.1%
Van Buren	Hispanic	30-39 years	Completion	786	1133	69.37%
Van Buren	Hispanic	30-39 years	Initiation	884	1133	78.02%
Van Buren	Hispanic	30-39 years	Up-To-Date	72	1133	6.35%
Van Buren	NH American Indian/Alaska Native	30-39 years	Completion	17	68	25%
Van Buren	NH American Indian/Alaska Native	30-39 years	Initiation	19	68	27.94%
Van Buren	NH Asian/Native Hawaiian/Other Pacific Islands	30-39 years	Completion	26	65	40%
Van Buren	NH Asian/Native Hawaiian/Other Pacific Islands	30-39 years	Initiation	29	65	44.62%
Van Buren	NH Black	30-39 years	Completion	112	293	38.23%
Van Buren	NH Black	30-39 years	Initiation	125	293	42.66%
Van Buren	NH Black	30-39 years	Up-To-Date	21	293	7.17%
Van Buren	NH White	30-39 years	Completion	3297	7089	46.51%
Van Buren	NH White	30-39 years	Initiation	3530	7089	49.8%
Van Buren	NH White	30-39 years	Up-To-Date	630	7089	8.89%
Van Buren	Hispanic	40-49 years	Completion	762	1095	69.59%
Van Buren	Hispanic	40-49 years	Initiation	852	1095	77.81%
Van Buren	Hispanic	40-49 years	Up-To-Date	103	1095	9.41%
Van Buren	NH American Indian/Alaska Native	40-49 years	Completion	46	90	51.11%
Van Buren	NH American Indian/Alaska Native	40-49 years	Initiation	48	90	53.33%
Van Buren	NH American Indian/Alaska Native	40-49 years	Up-To-Date	13	90	14.44%
Van Buren	NH Asian/Native Hawaiian/Other Pacific Islands	40-49 years	Completion	39	64	60.94%
Van Buren	NH Asian/Native Hawaiian/Other Pacific Islands	40-49 years	Initiation	41	64	64.06%
Van Buren	NH Asian/Native Hawaiian/Other Pacific Islands	40-49 years	Up-To-Date	14	64	21.88%
Van Buren	NH Black	40-49 years	Completion	150	380	39.47%
Van Buren	NH Black	40-49 years	Initiation	161	380	42.37%
Van Buren	NH Black	40-49 years	Up-To-Date	33	380	8.68%
Van Buren	NH White	40-49 years	Completion	3779	7147	52.88%
Van Buren	NH White	40-49 years	Initiation	3938	7147	55.1%
Van Buren	NH White	40-49 years	Up-To-Date	885	7147	12.38%
Van Buren	Hispanic	5-11 years	Completion	293	1370	21.39%
Van Buren	Hispanic	5-11 years	Initiation	332	1370	24.23%
Van Buren	Hispanic	5-11 years	Up-To-Date	21	1370	1.53%
Van Buren	NH Black	5-11 years	Completion	38	206	18.45%
Van Buren	NH Black	5-11 years	Initiation	47	206	22.82%

Van Buren	NH White	5-11 years	Completion	1372	4882	28.1%
Van Buren	NH White	5-11 years	Initiation	1506	4882	30.85%
Van Buren	NH White	5-11 years	Up-To-Date	268	4882	5.49%
Van Buren	Hispanic	50-64 years	Completion	833	1041	80.02%
Van Buren	Hispanic	50-64 years	Initiation	882	1041	84.73%
Van Buren	Hispanic	50-64 years	Up-To-Date	174	1041	16.71%
Van Buren	NH American Indian/Alaska Native	50-64 years	Completion	73	117	62.39%
Van Buren	NH American Indian/Alaska Native	50-64 years	Initiation	75	117	64.1%
Van Buren	NH American Indian/Alaska Native	50-64 years	Up-To-Date	26	117	22.22%
Van Buren	NH Asian/Native Hawaiian/Other Pacific Islands	50-64 years	Completion	46	82	56.1%
Van Buren	NH Asian/Native Hawaiian/Other Pacific Islands	50-64 years	Initiation	50	82	60.98%
Van Buren	NH Asian/Native Hawaiian/Other Pacific Islands	50-64 years	Up-To-Date	17	82	20.73%
Van Buren	NH Black	50-64 years	Completion	385	596	64.6%
Van Buren	NH Black	50-64 years	Initiation	398	596	66.78%
Van Buren	NH Black	50-64 years	Up-To-Date	127	596	21.31%
Van Buren	NH White	50-64 years	Completion	8564	14301	59.88%
Van Buren	NH White	50-64 years	Initiation	8918	14301	62.36%
Van Buren	NH White	50-64 years	Up-To-Date	3123	14301	21.84%
Van Buren	Hispanic	65-74 years	Completion	242	296	81.76%
Van Buren	Hispanic	65-74 years	Initiation	258	296	87.16%
Van Buren	Hispanic	65-74 years	Up-To-Date	78	296	26.35%
Van Buren	NH Black	65-74 years	Completion	226	268	84.33%
Van Buren	NH Black	65-74 years	Initiation	230	268	85.82%
Van Buren	NH Black	65-74 years	Up-To-Date	115	268	42.91%
Van Buren	NH White	65-74 years	Completion	5866	7892	74.33%
Van Buren	NH White	65-74 years	Initiation	6036	7892	76.48%
Van Buren	NH White	65-74 years	Up-To-Date	3170	7892	40.17%
Van Buren	Hispanic	75+ years	Completion	98	131	74.81%
Van Buren	Hispanic	75+ years	Initiation	102	131	77.86%
Van Buren	Hispanic	75+ years	Up-To-Date	30	131	22.9%
Van Buren	NH Asian/Native Hawaiian/Other Pacific Islands	75+ years	Completion	13	54	24.07%
Van Buren	NH Asian/Native Hawaiian/Other Pacific Islands	75+ years	Initiation	13	54	24.07%
Van Buren	NH Black	75+ years	Completion	141	251	56.18%
Van Buren	NH Black	75+ years	Initiation	148	251	58.96%
Van Buren	NH Black	75+ years	Up-To-Date	54	251	21.51%
Van Buren	NH White	75+ years	Completion	3415	5016	68.08%
Van Buren	NH White	75+ years	Initiation	3517	5016	70.12%
Van Buren	NH White	75+ years	Up-To-Date	1741	5016	34.71%
Van Buren	Hispanic	under 5 years	Completion	14	913	1.53%
Van Buren	Hispanic	under 5 years	Initiation	44	913	4.82%
Van Buren	Hispanic	under 5 years	Up-To-Date	14	913	1.53%
Van Buren	NH Black	under 5 years	Initiation	13	135	9.63%
Van Buren	NH White	under 5 years	Completion	134	3201	4.19%
Van Buren	NH White	under 5 years	Initiation	268	3201	8.37%
Van Buren	NH White	under 5 years	Up-To-Date	121	3201	3.78%
Washtenaw	Hispanic	12-15 years	Completion	1179	1152	102.34%
Washtenaw	Hispanic	12-15 years	Initiation	1257	1152	109.11%
Washtenaw	Hispanic	12-15 years	Up-To-Date	349	1152	30.3%
Washtenaw	NH Asian/Native Hawaiian/Other Pacific Islands	12-15 years	Completion	1004	1358	73.93%
Washtenaw	NH Asian/Native Hawaiian/Other Pacific Islands	12-15 years	Initiation	1045	1358	76.95%
Washtenaw	NH Asian/Native Hawaiian/Other Pacific Islands	12-15 years	Up-To-Date	328	1358	24.15%
Washtenaw	NH Black	12-15 years	Completion	1259	2325	54.15%
Washtenaw	NH Black	12-15 years	Initiation	1352	2325	58.15%
Washtenaw	NH Black	12-15 years	Up-To-Date	230	2325	9.89%
Washtenaw	NH White	12-15 years	Completion	7659	9939	77.06%
Washtenaw	NH White	12-15 years	Initiation	7902	9939	79.5%
Washtenaw	NH White	12-15 years	Up-To-Date	2600	9939	26.16%
Washtenaw	Hispanic	16-19 years	Completion	1011	1475	68.54%
Washtenaw	Hispanic	16-19 years	Initiation	1157	1475	78.44%
Washtenaw	Hispanic	16-19 years	Up-To-Date	241	1475	16.34%
Washtenaw	NH American Indian/Alaska Native	16-19 years	Completion	49	75	65.33%
Washtenaw	NH American Indian/Alaska Native	16-19 years	Initiation	55	75	73.33%
Washtenaw	NH American Indian/Alaska Native	16-19 years	Up-To-Date	12	75	16%
Washtenaw	NH Asian/Native Hawaiian/Other Pacific Islands	16-19 years	Completion	1481	2824	52.44%

Washtenaw	NH Asian/Native Hawaiian/Other Pacific Islands	16-19 years	Initiation	1631	2824	57.75%
Washtenaw	NH Asian/Native Hawaiian/Other Pacific Islands	16-19 years	Up-To-Date	389	2824	13.77%
Washtenaw	NH Black	16-19 years	Completion	1617	3235	49.98%
Washtenaw	NH Black	16-19 years	Initiation	1752	3235	54.16%
Washtenaw	NH Black	16-19 years	Up-To-Date	254	3235	7.85%
Washtenaw	NH White	16-19 years	Completion	8115	18933	42.86%
Washtenaw	NH White	16-19 years	Initiation	8594	18933	45.39%
Washtenaw	NH White	16-19 years	Up-To-Date	2117	18933	11.18%
Washtenaw	Hispanic	20-29 years	Completion	2745	4390	62.53%
Washtenaw	Hispanic	20-29 years	Initiation	3324	4390	75.72%
Washtenaw	Hispanic	20-29 years	Up-To-Date	601	4390	13.69%
Washtenaw	NH American Indian/Alaska Native	20-29 years	Completion	168	226	74.34%
Washtenaw	NH American Indian/Alaska Native	20-29 years	Initiation	187	226	82.74%
Washtenaw	NH American Indian/Alaska Native	20-29 years	Up-To-Date	29	226	12.83%
Washtenaw	NH Asian/Native Hawaiian/Other Pacific Islands	20-29 years	Completion	7864	9852	79.82%
Washtenaw	NH Asian/Native Hawaiian/Other Pacific Islands	20-29 years	Initiation	8774	9852	89.06%
Washtenaw	NH Asian/Native Hawaiian/Other Pacific Islands	20-29 years	Up-To-Date	1656	9852	16.81%
Washtenaw	NH Black	20-29 years	Completion	4014	9664	41.54%
Washtenaw	NH Black	20-29 years	Initiation	4546	9664	47.04%
Washtenaw	NH Black	20-29 years	Up-To-Date	582	9664	6.02%
Washtenaw	NH White	20-29 years	Completion	24314	49565	49.05%
Washtenaw	NH White	20-29 years	Initiation	26360	49565	53.18%
Washtenaw	NH White	20-29 years	Up-To-Date	5988	49565	12.08%
Washtenaw	Hispanic	30-39 years	Completion	2359	2823	83.56%
Washtenaw	Hispanic	30-39 years	Initiation	2715	2823	96.17%
Washtenaw	Hispanic	30-39 years	Up-To-Date	653	2823	23.13%
Washtenaw	NH American Indian/Alaska Native	30-39 years	Completion	155	153	101.31%
Washtenaw	NH American Indian/Alaska Native	30-39 years	Initiation	167	153	109.15%
Washtenaw	NH American Indian/Alaska Native	30-39 years	Up-To-Date	48	153	31.37%
Washtenaw	NH Asian/Native Hawaiian/Other Pacific Islands	30-39 years	Completion	4358	5070	85.96%
Washtenaw	NH Asian/Native Hawaiian/Other Pacific Islands	30-39 years	Initiation	4689	5070	92.49%
Washtenaw	NH Asian/Native Hawaiian/Other Pacific Islands	30-39 years	Up-To-Date	1285	5070	25.35%
Washtenaw	NH Black	30-39 years	Completion	3096	5250	58.97%
Washtenaw	NH Black	30-39 years	Initiation	3399	5250	64.74%
Washtenaw	NH Black	30-39 years	Up-To-Date	527	5250	10.04%
Washtenaw	NH White	30-39 years	Completion	23520	31496	74.68%
Washtenaw	NH White	30-39 years	Initiation	25067	31496	79.59%
Washtenaw	NH White	30-39 years	Up-To-Date	8643	31496	27.44%
Washtenaw	Hispanic	40-49 years	Completion	1719	2211	77.75%
Washtenaw	Hispanic	40-49 years	Initiation	1919	2211	86.79%
Washtenaw	Hispanic	40-49 years	Up-To-Date	522	2211	23.61%
Washtenaw	NH American Indian/Alaska Native	40-49 years	Completion	137	115	119.13%
Washtenaw	NH American Indian/Alaska Native	40-49 years	Initiation	143	115	124.35%
Washtenaw	NH American Indian/Alaska Native	40-49 years	Up-To-Date	46	115	40%
Washtenaw	NH Asian/Native Hawaiian/Other Pacific Islands	40-49 years	Completion	3055	4649	65.71%
Washtenaw	NH Asian/Native Hawaiian/Other Pacific Islands	40-49 years	Initiation	3246	4649	69.82%
Washtenaw	NH Asian/Native Hawaiian/Other Pacific Islands	40-49 years	Up-To-Date	1160	4649	24.95%
Washtenaw	NH Black	40-49 years	Completion	3287	5134	64.02%
Washtenaw	NH Black	40-49 years	Initiation	3490	5134	67.98%
Washtenaw	NH Black	40-49 years	Up-To-Date	740	5134	14.41%
Washtenaw	NH White	40-49 years	Completion	20389	27894	73.09%
Washtenaw	NH White	40-49 years	Initiation	21339	27894	76.5%
Washtenaw	NH White	40-49 years	Up-To-Date	8646	27894	31%
Washtenaw	Hispanic	5-11 years	Completion	1033	1988	51.96%
Washtenaw	Hispanic	5-11 years	Initiation	1126	1988	56.64%
Washtenaw	Hispanic	5-11 years	Up-To-Date	260	1988	13.08%
Washtenaw	NH American Indian/Alaska Native	5-11 years	Completion	43	66	65.15%
Washtenaw	NH American Indian/Alaska Native	5-11 years	Initiation	45	66	68.18%
Washtenaw	NH American Indian/Alaska Native	5-11 years	Up-To-Date	11	66	16.67%
Washtenaw	NH Asian/Native Hawaiian/Other Pacific Islands	5-11 years	Completion	1925	2144	89.79%
Washtenaw	NH Asian/Native Hawaiian/Other Pacific Islands	5-11 years	Initiation	2030	2144	94.68%
Washtenaw	NH Asian/Native Hawaiian/Other Pacific Islands	5-11 years	Up-To-Date	544	2144	25.37%
Washtenaw	NH Black	5-11 years	Completion	1123	3805	29.51%
Washtenaw	NH Black	5-11 years	Initiation	1269	3805	33.35%

Washtenaw	NH Black	5-11 years	Up-To-Date	246	3805	6.47%
Washtenaw	NH White	5-11 years	Completion	10224	16042	63.73%
Washtenaw	NH White	5-11 years	Initiation	10710	16042	66.76%
Washtenaw	NH White	5-11 years	Up-To-Date	3509	16042	21.87%
Washtenaw	Hispanic	50-64 years	Completion	1840	1939	94.89%
Washtenaw	Hispanic	50-64 years	Initiation	2000	1939	103.15%
Washtenaw	Hispanic	50-64 years	Up-To-Date	691	1939	35.64%
Washtenaw	NH American Indian/Alaska Native	50-64 years	Completion	169	159	106.29%
Washtenaw	NH American Indian/Alaska Native	50-64 years	Initiation	177	159	111.32%
Washtenaw	NH American Indian/Alaska Native	50-64 years	Up-To-Date	75	159	47.17%
Washtenaw	NH Asian/Native Hawaiian/Other Pacific Islands	50-64 years	Completion	3749	4519	82.96%
Washtenaw	NH Asian/Native Hawaiian/Other Pacific Islands	50-64 years	Initiation	3955	4519	87.52%
Washtenaw	NH Asian/Native Hawaiian/Other Pacific Islands	50-64 years	Up-To-Date	1680	4519	37.18%
Washtenaw	NH Black	50-64 years	Completion	5569	7240	76.92%
Washtenaw	NH Black	50-64 years	Initiation	5760	7240	79.56%
Washtenaw	NH Black	50-64 years	Up-To-Date	1876	7240	25.91%
Washtenaw	NH White	50-64 years	Completion	38187	48366	78.95%
Washtenaw	NH White	50-64 years	Initiation	39358	48366	81.38%
Washtenaw	NH White	50-64 years	Up-To-Date	18602	48366	38.46%
Washtenaw	Hispanic	65-74 years	Completion	525	535	98.13%
Washtenaw	Hispanic	65-74 years	Initiation	591	535	110.47%
Washtenaw	Hispanic	65-74 years	Up-To-Date	257	535	48.04%
Washtenaw	NH American Indian/Alaska Native	65-74 years	Completion	77	77	100%
Washtenaw	NH American Indian/Alaska Native	65-74 years	Initiation	82	77	106.49%
Washtenaw	NH American Indian/Alaska Native	65-74 years	Up-To-Date	37	77	48.05%
Washtenaw	NH Asian/Native Hawaiian/Other Pacific Islands	65-74 years	Completion	1167	1373	85%
Washtenaw	NH Asian/Native Hawaiian/Other Pacific Islands	65-74 years	Initiation	1217	1373	88.64%
Washtenaw	NH Asian/Native Hawaiian/Other Pacific Islands	65-74 years	Up-To-Date	656	1373	47.78%
Washtenaw	NH Black	65-74 years	Completion	2819	3302	85.37%
Washtenaw	NH Black	65-74 years	Initiation	2906	3302	88.01%
Washtenaw	NH Black	65-74 years	Up-To-Date	1433	3302	43.4%
Washtenaw	NH White	65-74 years	Completion	23868	26726	89.31%
Washtenaw	NH White	65-74 years	Initiation	24324	26726	91.01%
Washtenaw	NH White	65-74 years	Up-To-Date	15212	26726	56.92%
Washtenaw	Hispanic	75+ years	Completion	270	313	86.26%
Washtenaw	Hispanic	75+ years	Initiation	302	313	96.49%
Washtenaw	Hispanic	75+ years	Up-To-Date	126	313	40.26%
Washtenaw	NH Asian/Native Hawaiian/Other Pacific Islands	75+ years	Completion	829	1143	72.53%
Washtenaw	NH Asian/Native Hawaiian/Other Pacific Islands	75+ years	Initiation	866	1143	75.77%
Washtenaw	NH Asian/Native Hawaiian/Other Pacific Islands	75+ years	Up-To-Date	478	1143	41.82%
Washtenaw	NH Black	75+ years	Completion	1438	1804	79.71%
Washtenaw	NH Black	75+ years	Initiation	1469	1804	81.43%
Washtenaw	NH Black	75+ years	Up-To-Date	694	1804	38.47%
Washtenaw	NH White	75+ years	Completion	15261	17587	86.77%
Washtenaw	NH White	75+ years	Initiation	15643	17587	88.95%
Washtenaw	NH White	75+ years	Up-To-Date	8753	17587	49.77%
Washtenaw	Hispanic	under 5 years	Completion	270	1249	21.62%
Washtenaw	Hispanic	under 5 years	Initiation	460	1249	36.83%
Washtenaw	Hispanic	under 5 years	Up-To-Date	164	1249	13.13%
Washtenaw	NH American Indian/Alaska Native	under 5 years	Completion	15	66	22.73%
Washtenaw	NH American Indian/Alaska Native	under 5 years	Initiation	19	66	28.79%
Washtenaw	NH Asian/Native Hawaiian/Other Pacific Islands	under 5 years	Completion	296	1412	20.96%
Washtenaw	NH Asian/Native Hawaiian/Other Pacific Islands	under 5 years	Initiation	457	1412	32.37%
Washtenaw	NH Asian/Native Hawaiian/Other Pacific Islands	under 5 years	Up-To-Date	210	1412	14.87%
Washtenaw	NH Black	under 5 years	Completion	148	2422	6.11%
Washtenaw	NH Black	under 5 years	Initiation	348	2422	14.37%
Washtenaw	NH Black	under 5 years	Up-To-Date	85	2422	3.51%
Washtenaw	NH White	under 5 years	Completion	2858	11347	25.19%
Washtenaw	NH White	under 5 years	Initiation	4084	11347	35.99%
Washtenaw	NH White	under 5 years	Up-To-Date	1892	11347	16.67%
Wayne	Hispanic	12-15 years	Completion	3069	4665	65.79%
Wayne	Hispanic	12-15 years	Initiation	3331	4665	71.4%
Wayne	Hispanic	12-15 years	Up-To-Date	411	4665	8.81%
Wayne	NH Asian/Native Hawaiian/Other Pacific Islands	12-15 years	Completion	2089	2934	71.2%

Wayne	NH Asian/Native Hawaiian/Other Pacific Islands	12-15 years	Initiation	2203	2934	75.09%
Wayne	NH Asian/Native Hawaiian/Other Pacific Islands	12-15 years	Up-To-Date	347	2934	11.83%
Wayne	NH Black	12-15 years	Completion	4288	7908	54.22%
Wayne	NH Black	12-15 years	Initiation	4756	7908	60.14%
Wayne	NH Black	12-15 years	Up-To-Date	490	7908	6.2%
Wayne	NH White	12-15 years	Completion	18404	36762	50.06%
Wayne	NH White	12-15 years	Initiation	19493	36762	53.02%
Wayne	NH White	12-15 years	Up-To-Date	2636	36762	7.17%
Wayne	Hispanic	16-19 years	Completion	2774	4025	68.92%
Wayne	Hispanic	16-19 years	Initiation	3094	4025	76.87%
Wayne	Hispanic	16-19 years	Up-To-Date	249	4025	6.19%
Wayne	NH American Indian/Alaska Native	16-19 years	Completion	136	129	105.43%
Wayne	NH American Indian/Alaska Native	16-19 years	Initiation	144	129	111.63%
Wayne	NH American Indian/Alaska Native	16-19 years	Up-To-Date	14	129	10.85%
Wayne	NH Asian/Native Hawaiian/Other Pacific Islands	16-19 years	Completion	1745	2439	71.55%
Wayne	NH Asian/Native Hawaiian/Other Pacific Islands	16-19 years	Initiation	1836	2439	75.28%
Wayne	NH Asian/Native Hawaiian/Other Pacific Islands	16-19 years	Up-To-Date	343	2439	14.06%
Wayne	NH Black	16-19 years	Completion	4324	9404	45.98%
Wayne	NH Black	16-19 years	Initiation	4873	9404	51.82%
Wayne	NH Black	16-19 years	Up-To-Date	372	9404	3.96%
Wayne	NH White	16-19 years	Completion	21020	34960	60.13%
Wayne	NH White	16-19 years	Initiation	22430	34960	64.16%
Wayne	NH White	16-19 years	Up-To-Date	2229	34960	6.38%
Wayne	Hispanic	20-29 years	Completion	5178	8486	61.02%
Wayne	Hispanic	20-29 years	Initiation	6027	8486	71.02%
Wayne	Hispanic	20-29 years	Up-To-Date	470	8486	5.54%
Wayne	NH American Indian/Alaska Native	20-29 years	Completion	364	475	76.63%
Wayne	NH American Indian/Alaska Native	20-29 years	Initiation	395	475	83.16%
Wayne	NH American Indian/Alaska Native	20-29 years	Up-To-Date	40	475	8.42%
Wayne	NH Asian/Native Hawaiian/Other Pacific Islands	20-29 years	Completion	4522	6601	68.5%
Wayne	NH Asian/Native Hawaiian/Other Pacific Islands	20-29 years	Initiation	4937	6601	74.79%
Wayne	NH Asian/Native Hawaiian/Other Pacific Islands	20-29 years	Up-To-Date	692	6601	10.48%
Wayne	NH Black	20-29 years	Completion	9499	25374	37.44%
Wayne	NH Black	20-29 years	Initiation	10834	25374	42.7%
Wayne	NH Black	20-29 years	Up-To-Date	758	25374	2.99%
Wayne	NH White	20-29 years	Completion	49761	94227	52.81%
Wayne	NH White	20-29 years	Initiation	53652	94227	56.94%
Wayne	NH White	20-29 years	Up-To-Date	6013	94227	6.38%
Wayne	Hispanic	30-39 years	Completion	5029	6774	74.24%
Wayne	Hispanic	30-39 years	Initiation	5894	6774	87.01%
Wayne	Hispanic	30-39 years	Up-To-Date	637	6774	9.4%
Wayne	NH American Indian/Alaska Native	30-39 years	Completion	388	281	138.08%
Wayne	NH American Indian/Alaska Native	30-39 years	Initiation	427	281	151.96%
Wayne	NH American Indian/Alaska Native	30-39 years	Up-To-Date	67	281	23.84%
Wayne	NH Asian/Native Hawaiian/Other Pacific Islands	30-39 years	Completion	5185	8256	62.8%
Wayne	NH Asian/Native Hawaiian/Other Pacific Islands	30-39 years	Initiation	5619	8256	68.06%
Wayne	NH Asian/Native Hawaiian/Other Pacific Islands	30-39 years	Up-To-Date	883	8256	10.7%
Wayne	NH Black	30-39 years	Completion	10356	18323	56.52%
Wayne	NH Black	30-39 years	Initiation	11386	18323	62.14%
Wayne	NH Black	30-39 years	Up-To-Date	1007	18323	5.5%
Wayne	NH White	30-39 years	Completion	50076	95776	52.28%
Wayne	NH White	30-39 years	Initiation	53556	95776	55.92%
Wayne	NH White	30-39 years	Up-To-Date	8797	95776	9.18%
Wayne	Hispanic	40-49 years	Completion	5174	6725	76.94%
Wayne	Hispanic	40-49 years	Initiation	5899	6725	87.72%
Wayne	Hispanic	40-49 years	Up-To-Date	832	6725	12.37%
Wayne	NH American Indian/Alaska Native	40-49 years	Completion	369	190	194.21%
Wayne	NH American Indian/Alaska Native	40-49 years	Initiation	395	190	207.89%
Wayne	NH American Indian/Alaska Native	40-49 years	Up-To-Date	68	190	35.79%
Wayne	NH Asian/Native Hawaiian/Other Pacific Islands	40-49 years	Completion	5107	8026	63.63%
Wayne	NH Asian/Native Hawaiian/Other Pacific Islands	40-49 years	Initiation	5433	8026	67.69%
Wayne	NH Asian/Native Hawaiian/Other Pacific Islands	40-49 years	Up-To-Date	1163	8026	14.49%
Wayne	NH Black	40-49 years	Completion	12409	19167	64.74%
Wayne	NH Black	40-49 years	Initiation	13241	19167	69.08%

Wayne	NH Black	40-49 years	Up-To-Date	2040	19167	10.64%
Wayne	NH White	40-49 years	Completion	50994	95579	53.35%
Wayne	NH White	40-49 years	Initiation	53821	95579	56.31%
Wayne	NH White	40-49 years	Up-To-Date	10553	95579	11.04%
Wayne	Hispanic	5-11 years	Completion	1778	5280	33.67%
Wayne	Hispanic	5-11 years	Initiation	1999	5280	37.86%
Wayne	Hispanic	5-11 years	Up-To-Date	238	5280	4.51%
Wayne	NH Asian/Native Hawaiian/Other Pacific Islands	5-11 years	Completion	3571	4329	82.49%
Wayne	NH Asian/Native Hawaiian/Other Pacific Islands	5-11 years	Initiation	3818	4329	88.2%
Wayne	NH Asian/Native Hawaiian/Other Pacific Islands	5-11 years	Up-To-Date	502	4329	11.6%
Wayne	NH Black	5-11 years	Completion	3624	15409	23.52%
Wayne	NH Black	5-11 years	Initiation	4180	15409	27.13%
Wayne	NH Black	5-11 years	Up-To-Date	423	15409	2.75%
Wayne	NH White	5-11 years	Completion	16412	60540	27.11%
Wayne	NH White	5-11 years	Initiation	17731	60540	29.29%
Wayne	NH White	5-11 years	Up-To-Date	2953	60540	4.88%
Wayne	Hispanic	50-64 years	Completion	6151	8052	76.39%
Wayne	Hispanic	50-64 years	Initiation	6829	8052	84.81%
Wayne	Hispanic	50-64 years	Up-To-Date	1577	8052	19.59%
Wayne	NH American Indian/Alaska Native	50-64 years	Completion	690	382	180.63%
Wayne	NH American Indian/Alaska Native	50-64 years	Initiation	729	382	190.84%
Wayne	NH American Indian/Alaska Native	50-64 years	Up-To-Date	180	382	47.12%
Wayne	NH Asian/Native Hawaiian/Other Pacific Islands	50-64 years	Completion	6171	8505	72.56%
Wayne	NH Asian/Native Hawaiian/Other Pacific Islands	50-64 years	Initiation	6527	8505	76.74%
Wayne	NH Asian/Native Hawaiian/Other Pacific Islands	50-64 years	Up-To-Date	1927	8505	22.66%
Wayne	NH Black	50-64 years	Completion	20697	26384	78.45%
Wayne	NH Black	50-64 years	Initiation	21737	26384	82.39%
Wayne	NH Black	50-64 years	Up-To-Date	5592	26384	21.19%
Wayne	NH White	50-64 years	Completion	109137	178319	61.2%
Wayne	NH White	50-64 years	Initiation	113384	178319	63.58%
Wayne	NH White	50-64 years	Up-To-Date	34250	178319	19.21%
Wayne	Hispanic	65-74 years	Completion	2220	2482	89.44%
Wayne	Hispanic	65-74 years	Initiation	2425	2482	97.7%
Wayne	Hispanic	65-74 years	Up-To-Date	898	2482	36.18%
Wayne	NH American Indian/Alaska Native	65-74 years	Completion	301	238	126.47%
Wayne	NH American Indian/Alaska Native	65-74 years	Initiation	311	238	130.67%
Wayne	NH American Indian/Alaska Native	65-74 years	Up-To-Date	133	238	55.88%
Wayne	NH Asian/Native Hawaiian/Other Pacific Islands	65-74 years	Completion	2218	3821	58.05%
Wayne	NH Asian/Native Hawaiian/Other Pacific Islands	65-74 years	Initiation	2364	3821	61.87%
Wayne	NH Asian/Native Hawaiian/Other Pacific Islands	65-74 years	Up-To-Date	892	3821	23.34%
Wayne	NH Black	65-74 years	Completion	9070	10177	89.12%
Wayne	NH Black	65-74 years	Initiation	9454	10177	92.9%
Wayne	NH Black	65-74 years	Up-To-Date	3737	10177	36.72%
Wayne	NH White	65-74 years	Completion	65329	88216	74.06%
Wayne	NH White	65-74 years	Initiation	67364	88216	76.36%
Wayne	NH White	65-74 years	Up-To-Date	31660	88216	35.89%
Wayne	Hispanic	75+ years	Completion	1212	943	128.53%
Wayne	Hispanic	75+ years	Initiation	1323	943	140.3%
Wayne	Hispanic	75+ years	Up-To-Date	462	943	48.99%
Wayne	NH Asian/Native Hawaiian/Other Pacific Islands	75+ years	Completion	1142	2420	47.19%
Wayne	NH Asian/Native Hawaiian/Other Pacific Islands	75+ years	Initiation	1202	2420	49.67%
Wayne	NH Asian/Native Hawaiian/Other Pacific Islands	75+ years	Up-To-Date	537	2420	22.19%
Wayne	NH Black	75+ years	Completion	4163	5217	79.8%
Wayne	NH Black	75+ years	Initiation	4370	5217	83.76%
Wayne	NH Black	75+ years	Up-To-Date	1651	5217	31.65%
Wayne	NH White	75+ years	Completion	42936	64440	66.63%
Wayne	NH White	75+ years	Initiation	44559	64440	69.15%
Wayne	NH White	75+ years	Up-To-Date	19195	64440	29.79%
Wayne	Hispanic	under 5 years	Completion	187	4730	3.95%
Wayne	Hispanic	under 5 years	Initiation	407	4730	8.6%
Wayne	Hispanic	under 5 years	Up-To-Date	147	4730	3.11%
Wayne	NH Asian/Native Hawaiian/Other Pacific Islands	under 5 years	Completion	162	2493	6.5%
Wayne	NH Asian/Native Hawaiian/Other Pacific Islands	under 5 years	Initiation	314	2493	12.6%
Wayne	NH Asian/Native Hawaiian/Other Pacific Islands	under 5 years	Up-To-Date	120	2493	4.81%

Wayne	NH Black	under 5 years	Completion	195	13267	1.47%
Wayne	NH Black	under 5 years	Initiation	525	13267	3.96%
Wayne	NH Black	under 5 years	Up-To-Date	141	13267	1.06%
Wayne	NH White	under 5 years	Completion	2292	44209	5.18%
Wayne	NH White	under 5 years	Initiation	3806	44209	8.61%
Wayne	NH White	under 5 years	Up-To-Date	1740	44209	3.94%
Wexford	NH White	12-15 years	Completion	485	1669	29.06%
Wexford	NH White	12-15 years	Initiation	523	1669	31.34%
Wexford	NH White	12-15 years	Up-To-Date	63	1669	3.77%
Wexford	NH White	16-19 years	Completion	644	1379	46.7%
Wexford	NH White	16-19 years	Initiation	692	1379	50.18%
Wexford	NH White	16-19 years	Up-To-Date	52	1379	3.77%
Wexford	Hispanic	20-29 years	Completion	64	138	46.38%
Wexford	Hispanic	20-29 years	Initiation	75	138	54.35%
Wexford	NH White	20-29 years	Completion	1327	3454	38.42%
Wexford	NH White	20-29 years	Initiation	1426	3454	41.29%
Wexford	NH White	20-29 years	Up-To-Date	124	3454	3.59%
Wexford	Hispanic	30-39 years	Completion	54	115	46.96%
Wexford	Hispanic	30-39 years	Initiation	59	115	51.3%
Wexford	NH White	30-39 years	Completion	1656	3656	45.3%
Wexford	NH White	30-39 years	Initiation	1758	3656	48.09%
Wexford	NH White	30-39 years	Up-To-Date	237	3656	6.48%
Wexford	Hispanic	40-49 years	Completion	34	77	44.16%
Wexford	Hispanic	40-49 years	Initiation	38	77	49.35%
Wexford	NH White	40-49 years	Completion	1798	3548	50.68%
Wexford	NH White	40-49 years	Initiation	1910	3548	53.83%
Wexford	NH White	40-49 years	Up-To-Date	348	3548	9.81%
Wexford	Hispanic	5-11 years	Completion	19	93	20.43%
Wexford	Hispanic	5-11 years	Initiation	20	93	21.51%
Wexford	NH White	5-11 years	Completion	473	2737	17.28%
Wexford	NH White	5-11 years	Initiation	516	2737	18.85%
Wexford	NH White	5-11 years	Up-To-Date	57	2737	2.08%
Wexford	Hispanic	50-64 years	Completion	60	74	81.08%
Wexford	Hispanic	50-64 years	Initiation	63	74	85.14%
Wexford	Hispanic	50-64 years	Up-To-Date	17	74	22.97%
Wexford	NH White	50-64 years	Completion	4212	6943	60.67%
Wexford	NH White	50-64 years	Initiation	4356	6943	62.74%
Wexford	NH White	50-64 years	Up-To-Date	1411	6943	20.32%
Wexford	NH White	65-74 years	Completion	2889	3752	77%
Wexford	NH White	65-74 years	Initiation	2966	3752	79.05%
Wexford	NH White	65-74 years	Up-To-Date	1545	3752	41.18%
Wexford	NH White	75+ years	Completion	1832	2670	68.61%
Wexford	NH White	75+ years	Initiation	1885	2670	70.6%
Wexford	NH White	75+ years	Up-To-Date	958	2670	35.88%
Wexford	NH White	under 5 years	Completion	57	1845	3.09%
Wexford	NH White	under 5 years	Initiation	102	1845	5.53%
Wexford	NH White	under 5 years	Up-To-Date	36	1845	1.95%
Alcona	Unknown, other or suppressed	12-15 years	Completion	5		
Alcona	Unknown, other or suppressed	12-15 years	Initiation	6		
Alcona	Unknown, other or suppressed	12-15 years	Up-To-Date	9		
Alcona	Unknown, other or suppressed	16-19 years	Completion	17		
Alcona	Unknown, other or suppressed	16-19 years	Initiation	17		
Alcona	Unknown, other or suppressed	16-19 years	Up-To-Date	6		
Alcona	Unknown, other or suppressed	20-29 years	Completion	77		
Alcona	Unknown, other or suppressed	20-29 years	Initiation	84		
Alcona	Unknown, other or suppressed	20-29 years	Up-To-Date	7		
Alcona	Unknown, other or suppressed	30-39 years	Completion	105		
Alcona	Unknown, other or suppressed	30-39 years	Initiation	118		
Alcona	Unknown, other or suppressed	30-39 years	Up-To-Date	5		
Alcona	Unknown, other or suppressed	40-49 years	Completion	115		
Alcona	Unknown, other or suppressed	40-49 years	Initiation	126		
Alcona	Unknown, other or suppressed	40-49 years	Up-To-Date	12		
Alcona	Unknown, other or suppressed	5-11 years	Completion	4		
Alcona	Unknown, other or suppressed	5-11 years	Initiation	4		

Alcona	Unknown, other or suppressed	5-11 years	Up-To-Date	8
Alcona	Unknown, other or suppressed	50-64 years	Completion	526
Alcona	Unknown, other or suppressed	50-64 years	Initiation	545
Alcona	Unknown, other or suppressed	50-64 years	Up-To-Date	118
Alcona	Unknown, other or suppressed	65-74 years	Completion	498
Alcona	Unknown, other or suppressed	65-74 years	Initiation	519
Alcona	Unknown, other or suppressed	65-74 years	Up-To-Date	152
Alcona	Unknown, other or suppressed	75+ years	Completion	478
Alcona	Unknown, other or suppressed	75+ years	Initiation	502
Alcona	Unknown, other or suppressed	75+ years	Up-To-Date	177
Alcona	Unknown, other or suppressed	missing	Completion	70
Alcona	Unknown, other or suppressed	missing	Initiation	70
Alcona	Unknown, other or suppressed	under 5 years	Completion	3
Alcona	Unknown, other or suppressed	under 5 years	Initiation	9
Alcona	Unknown, other or suppressed	under 5 years	Up-To-Date	0
Alger	Unknown, other or suppressed	12-15 years	Completion	25
Alger	Unknown, other or suppressed	12-15 years	Initiation	26
Alger	Unknown, other or suppressed	12-15 years	Up-To-Date	4
Alger	Unknown, other or suppressed	16-19 years	Completion	60
Alger	Unknown, other or suppressed	16-19 years	Initiation	65
Alger	Unknown, other or suppressed	16-19 years	Up-To-Date	5
Alger	Unknown, other or suppressed	20-29 years	Completion	162
Alger	Unknown, other or suppressed	20-29 years	Initiation	178
Alger	Unknown, other or suppressed	20-29 years	Up-To-Date	18
Alger	Unknown, other or suppressed	30-39 years	Completion	215
Alger	Unknown, other or suppressed	30-39 years	Initiation	239
Alger	Unknown, other or suppressed	30-39 years	Up-To-Date	22
Alger	Unknown, other or suppressed	40-49 years	Completion	310
Alger	Unknown, other or suppressed	40-49 years	Initiation	334
Alger	Unknown, other or suppressed	40-49 years	Up-To-Date	48
Alger	Unknown, other or suppressed	5-11 years	Completion	19
Alger	Unknown, other or suppressed	5-11 years	Initiation	22
Alger	Unknown, other or suppressed	5-11 years	Up-To-Date	2
Alger	Unknown, other or suppressed	50-64 years	Completion	810
Alger	Unknown, other or suppressed	50-64 years	Initiation	865
Alger	Unknown, other or suppressed	50-64 years	Up-To-Date	160
Alger	Unknown, other or suppressed	65-74 years	Completion	615
Alger	Unknown, other or suppressed	65-74 years	Initiation	651
Alger	Unknown, other or suppressed	65-74 years	Up-To-Date	208
Alger	Unknown, other or suppressed	75+ years	Completion	375
Alger	Unknown, other or suppressed	75+ years	Initiation	412
Alger	Unknown, other or suppressed	75+ years	Up-To-Date	115
Alger	Unknown, other or suppressed	missing	Completion	39
Alger	Unknown, other or suppressed	missing	Initiation	42
Alger	Unknown, other or suppressed	under 5 years	Completion	6
Alger	Unknown, other or suppressed	under 5 years	Initiation	1
Alger	Unknown, other or suppressed	under 5 years	Up-To-Date	3
Allegan	Unknown, other or suppressed	12-15 years	Completion	148
Allegan	Unknown, other or suppressed	12-15 years	Initiation	173
Allegan	Unknown, other or suppressed	12-15 years	Up-To-Date	39
Allegan	Unknown, other or suppressed	16-19 years	Completion	362
Allegan	Unknown, other or suppressed	16-19 years	Initiation	425
Allegan	Unknown, other or suppressed	16-19 years	Up-To-Date	37
Allegan	Unknown, other or suppressed	20-29 years	Completion	962
Allegan	Unknown, other or suppressed	20-29 years	Initiation	1118
Allegan	Unknown, other or suppressed	20-29 years	Up-To-Date	116
Allegan	Unknown, other or suppressed	30-39 years	Completion	1215
Allegan	Unknown, other or suppressed	30-39 years	Initiation	1371
Allegan	Unknown, other or suppressed	30-39 years	Up-To-Date	189
Allegan	Unknown, other or suppressed	40-49 years	Completion	1115
Allegan	Unknown, other or suppressed	40-49 years	Initiation	1257
Allegan	Unknown, other or suppressed	40-49 years	Up-To-Date	185
Allegan	Unknown, other or suppressed	5-11 years	Completion	118
Allegan	Unknown, other or suppressed	5-11 years	Initiation	124

Allegan	Unknown, other or suppressed	5-11 years	Up-To-Date	41
Allegan	Unknown, other or suppressed	50-64 years	Completion	2239
Allegan	Unknown, other or suppressed	50-64 years	Initiation	2484
Allegan	Unknown, other or suppressed	50-64 years	Up-To-Date	656
Allegan	Unknown, other or suppressed	65-74 years	Completion	1405
Allegan	Unknown, other or suppressed	65-74 years	Initiation	1569
Allegan	Unknown, other or suppressed	65-74 years	Up-To-Date	707
Allegan	Unknown, other or suppressed	75+ years	Completion	1252
Allegan	Unknown, other or suppressed	75+ years	Initiation	1454
Allegan	Unknown, other or suppressed	75+ years	Up-To-Date	546
Allegan	Unknown, other or suppressed	missing	Completion	528
Allegan	Unknown, other or suppressed	missing	Initiation	531
Allegan	Unknown, other or suppressed	under 5 years	Completion	20
Allegan	Unknown, other or suppressed	under 5 years	Initiation	38
Allegan	Unknown, other or suppressed	under 5 years	Up-To-Date	14
Alpena	Unknown, other or suppressed	12-15 years	Completion	37
Alpena	Unknown, other or suppressed	12-15 years	Initiation	43
Alpena	Unknown, other or suppressed	12-15 years	Up-To-Date	2
Alpena	Unknown, other or suppressed	16-19 years	Completion	124
Alpena	Unknown, other or suppressed	16-19 years	Initiation	131
Alpena	Unknown, other or suppressed	16-19 years	Up-To-Date	15
Alpena	Unknown, other or suppressed	20-29 years	Completion	349
Alpena	Unknown, other or suppressed	20-29 years	Initiation	377
Alpena	Unknown, other or suppressed	20-29 years	Up-To-Date	32
Alpena	Unknown, other or suppressed	30-39 years	Completion	449
Alpena	Unknown, other or suppressed	30-39 years	Initiation	489
Alpena	Unknown, other or suppressed	30-39 years	Up-To-Date	53
Alpena	Unknown, other or suppressed	40-49 years	Completion	593
Alpena	Unknown, other or suppressed	40-49 years	Initiation	629
Alpena	Unknown, other or suppressed	40-49 years	Up-To-Date	74
Alpena	Unknown, other or suppressed	5-11 years	Completion	37
Alpena	Unknown, other or suppressed	5-11 years	Initiation	41
Alpena	Unknown, other or suppressed	5-11 years	Up-To-Date	7
Alpena	Unknown, other or suppressed	50-64 years	Completion	1534
Alpena	Unknown, other or suppressed	50-64 years	Initiation	1579
Alpena	Unknown, other or suppressed	50-64 years	Up-To-Date	362
Alpena	Unknown, other or suppressed	65-74 years	Completion	1096
Alpena	Unknown, other or suppressed	65-74 years	Initiation	1129
Alpena	Unknown, other or suppressed	65-74 years	Up-To-Date	431
Alpena	Unknown, other or suppressed	75+ years	Completion	991
Alpena	Unknown, other or suppressed	75+ years	Initiation	1034
Alpena	Unknown, other or suppressed	75+ years	Up-To-Date	351
Alpena	Unknown, other or suppressed	missing	Completion	136
Alpena	Unknown, other or suppressed	missing	Initiation	136
Alpena	Unknown, other or suppressed	under 5 years	Completion	10
Alpena	Unknown, other or suppressed	under 5 years	Initiation	23
Alpena	Unknown, other or suppressed	under 5 years	Up-To-Date	5
Antrim	Unknown, other or suppressed	12-15 years	Completion	53
Antrim	Unknown, other or suppressed	12-15 years	Initiation	58
Antrim	Unknown, other or suppressed	12-15 years	Up-To-Date	6
Antrim	Unknown, other or suppressed	16-19 years	Completion	82
Antrim	Unknown, other or suppressed	16-19 years	Initiation	86
Antrim	Unknown, other or suppressed	16-19 years	Up-To-Date	9
Antrim	Unknown, other or suppressed	20-29 years	Completion	181
Antrim	Unknown, other or suppressed	20-29 years	Initiation	212
Antrim	Unknown, other or suppressed	20-29 years	Up-To-Date	37
Antrim	Unknown, other or suppressed	30-39 years	Completion	196
Antrim	Unknown, other or suppressed	30-39 years	Initiation	225
Antrim	Unknown, other or suppressed	30-39 years	Up-To-Date	32
Antrim	Unknown, other or suppressed	40-49 years	Completion	205
Antrim	Unknown, other or suppressed	40-49 years	Initiation	236
Antrim	Unknown, other or suppressed	40-49 years	Up-To-Date	36
Antrim	Unknown, other or suppressed	5-11 years	Completion	39
Antrim	Unknown, other or suppressed	5-11 years	Initiation	43

Antrim	Unknown, other or suppressed	5-11 years	Up-To-Date	9
Antrim	Unknown, other or suppressed	50-64 years	Completion	573
Antrim	Unknown, other or suppressed	50-64 years	Initiation	638
Antrim	Unknown, other or suppressed	50-64 years	Up-To-Date	166
Antrim	Unknown, other or suppressed	65-74 years	Completion	502
Antrim	Unknown, other or suppressed	65-74 years	Initiation	564
Antrim	Unknown, other or suppressed	65-74 years	Up-To-Date	217
Antrim	Unknown, other or suppressed	75+ years	Completion	483
Antrim	Unknown, other or suppressed	75+ years	Initiation	548
Antrim	Unknown, other or suppressed	75+ years	Up-To-Date	240
Antrim	Unknown, other or suppressed	missing	Completion	195
Antrim	Unknown, other or suppressed	missing	Initiation	198
Antrim	Unknown, other or suppressed	under 5 years	Completion	7
Antrim	Unknown, other or suppressed	under 5 years	Initiation	12
Antrim	Unknown, other or suppressed	under 5 years	Up-To-Date	7
Arenac	Unknown, other or suppressed	12-15 years	Completion	13
Arenac	Unknown, other or suppressed	12-15 years	Initiation	14
Arenac	Unknown, other or suppressed	12-15 years	Up-To-Date	4
Arenac	Unknown, other or suppressed	16-19 years	Completion	26
Arenac	Unknown, other or suppressed	16-19 years	Initiation	27
Arenac	Unknown, other or suppressed	16-19 years	Up-To-Date	6
Arenac	Unknown, other or suppressed	20-29 years	Completion	96
Arenac	Unknown, other or suppressed	20-29 years	Initiation	116
Arenac	Unknown, other or suppressed	20-29 years	Up-To-Date	11
Arenac	Unknown, other or suppressed	30-39 years	Completion	139
Arenac	Unknown, other or suppressed	30-39 years	Initiation	169
Arenac	Unknown, other or suppressed	30-39 years	Up-To-Date	7
Arenac	Unknown, other or suppressed	40-49 years	Completion	161
Arenac	Unknown, other or suppressed	40-49 years	Initiation	188
Arenac	Unknown, other or suppressed	40-49 years	Up-To-Date	11
Arenac	Unknown, other or suppressed	5-11 years	Completion	10
Arenac	Unknown, other or suppressed	5-11 years	Initiation	13
Arenac	Unknown, other or suppressed	5-11 years	Up-To-Date	3
Arenac	Unknown, other or suppressed	50-64 years	Completion	552
Arenac	Unknown, other or suppressed	50-64 years	Initiation	597
Arenac	Unknown, other or suppressed	50-64 years	Up-To-Date	155
Arenac	Unknown, other or suppressed	65-74 years	Completion	398
Arenac	Unknown, other or suppressed	65-74 years	Initiation	433
Arenac	Unknown, other or suppressed	65-74 years	Up-To-Date	196
Arenac	Unknown, other or suppressed	75+ years	Completion	295
Arenac	Unknown, other or suppressed	75+ years	Initiation	322
Arenac	Unknown, other or suppressed	75+ years	Up-To-Date	121
Arenac	Unknown, other or suppressed	missing	Completion	65
Arenac	Unknown, other or suppressed	missing	Initiation	65
Arenac	Unknown, other or suppressed	under 5 years	Completion	1
Arenac	Unknown, other or suppressed	under 5 years	Initiation	2
Arenac	Unknown, other or suppressed	under 5 years	Up-To-Date	2
Baraga	Unknown, other or suppressed	12-15 years	Completion	11
Baraga	Unknown, other or suppressed	12-15 years	Initiation	11
Baraga	Unknown, other or suppressed	12-15 years	Up-To-Date	9
Baraga	Unknown, other or suppressed	16-19 years	Completion	21
Baraga	Unknown, other or suppressed	16-19 years	Initiation	26
Baraga	Unknown, other or suppressed	16-19 years	Up-To-Date	5
Baraga	Unknown, other or suppressed	20-29 years	Completion	77
Baraga	Unknown, other or suppressed	20-29 years	Initiation	84
Baraga	Unknown, other or suppressed	20-29 years	Up-To-Date	16
Baraga	Unknown, other or suppressed	30-39 years	Completion	107
Baraga	Unknown, other or suppressed	30-39 years	Initiation	113
Baraga	Unknown, other or suppressed	30-39 years	Up-To-Date	13
Baraga	Unknown, other or suppressed	40-49 years	Completion	139
Baraga	Unknown, other or suppressed	40-49 years	Initiation	153
Baraga	Unknown, other or suppressed	40-49 years	Up-To-Date	17
Baraga	Unknown, other or suppressed	5-11 years	Completion	4
Baraga	Unknown, other or suppressed	5-11 years	Initiation	5

Baraga	Unknown, other or suppressed	5-11 years	Up-To-Date	5
Baraga	Unknown, other or suppressed	50-64 years	Completion	379
Baraga	Unknown, other or suppressed	50-64 years	Initiation	404
Baraga	Unknown, other or suppressed	50-64 years	Up-To-Date	85
Baraga	Unknown, other or suppressed	65-74 years	Completion	288
Baraga	Unknown, other or suppressed	65-74 years	Initiation	301
Baraga	Unknown, other or suppressed	65-74 years	Up-To-Date	120
Baraga	Unknown, other or suppressed	75+ years	Completion	184
Baraga	Unknown, other or suppressed	75+ years	Initiation	204
Baraga	Unknown, other or suppressed	75+ years	Up-To-Date	67
Baraga	Unknown, other or suppressed	missing	Completion	29
Baraga	Unknown, other or suppressed	missing	Initiation	30
Baraga	Unknown, other or suppressed	under 5 years	Completion	4
Baraga	Unknown, other or suppressed	under 5 years	Initiation	6
Baraga	Unknown, other or suppressed	under 5 years	Up-To-Date	2
Barry	Unknown, other or suppressed	12-15 years	Completion	66
Barry	Unknown, other or suppressed	12-15 years	Initiation	78
Barry	Unknown, other or suppressed	12-15 years	Up-To-Date	18
Barry	Unknown, other or suppressed	16-19 years	Completion	183
Barry	Unknown, other or suppressed	16-19 years	Initiation	210
Barry	Unknown, other or suppressed	16-19 years	Up-To-Date	32
Barry	Unknown, other or suppressed	20-29 years	Completion	455
Barry	Unknown, other or suppressed	20-29 years	Initiation	528
Barry	Unknown, other or suppressed	20-29 years	Up-To-Date	54
Barry	Unknown, other or suppressed	30-39 years	Completion	599
Barry	Unknown, other or suppressed	30-39 years	Initiation	670
Barry	Unknown, other or suppressed	30-39 years	Up-To-Date	94
Barry	Unknown, other or suppressed	40-49 years	Completion	650
Barry	Unknown, other or suppressed	40-49 years	Initiation	699
Barry	Unknown, other or suppressed	40-49 years	Up-To-Date	123
Barry	Unknown, other or suppressed	5-11 years	Completion	75
Barry	Unknown, other or suppressed	5-11 years	Initiation	83
Barry	Unknown, other or suppressed	5-11 years	Up-To-Date	24
Barry	Unknown, other or suppressed	50-64 years	Completion	1404
Barry	Unknown, other or suppressed	50-64 years	Initiation	1508
Barry	Unknown, other or suppressed	50-64 years	Up-To-Date	376
Barry	Unknown, other or suppressed	65-74 years	Completion	947
Barry	Unknown, other or suppressed	65-74 years	Initiation	1018
Barry	Unknown, other or suppressed	65-74 years	Up-To-Date	450
Barry	Unknown, other or suppressed	75+ years	Completion	651
Barry	Unknown, other or suppressed	75+ years	Initiation	738
Barry	Unknown, other or suppressed	75+ years	Up-To-Date	253
Barry	Unknown, other or suppressed	missing	Completion	227
Barry	Unknown, other or suppressed	missing	Initiation	229
Barry	Unknown, other or suppressed	under 5 years	Completion	16
Barry	Unknown, other or suppressed	under 5 years	Initiation	18
Barry	Unknown, other or suppressed	under 5 years	Up-To-Date	9
Bay	Unknown, other or suppressed	12-15 years	Completion	100
Bay	Unknown, other or suppressed	12-15 years	Initiation	105
Bay	Unknown, other or suppressed	12-15 years	Up-To-Date	25
Bay	Unknown, other or suppressed	16-19 years	Completion	260
Bay	Unknown, other or suppressed	16-19 years	Initiation	294
Bay	Unknown, other or suppressed	16-19 years	Up-To-Date	37
Bay	Unknown, other or suppressed	20-29 years	Completion	874
Bay	Unknown, other or suppressed	20-29 years	Initiation	1006
Bay	Unknown, other or suppressed	20-29 years	Up-To-Date	74
Bay	Unknown, other or suppressed	30-39 years	Completion	978
Bay	Unknown, other or suppressed	30-39 years	Initiation	1131
Bay	Unknown, other or suppressed	30-39 years	Up-To-Date	101
Bay	Unknown, other or suppressed	40-49 years	Completion	1098
Bay	Unknown, other or suppressed	40-49 years	Initiation	1234
Bay	Unknown, other or suppressed	40-49 years	Up-To-Date	149
Bay	Unknown, other or suppressed	5-11 years	Completion	76
Bay	Unknown, other or suppressed	5-11 years	Initiation	100

Bay	Unknown, other or suppressed	5-11 years	Up-To-Date	17
Bay	Unknown, other or suppressed	50-64 years	Completion	2521
Bay	Unknown, other or suppressed	50-64 years	Initiation	2844
Bay	Unknown, other or suppressed	50-64 years	Up-To-Date	513
Bay	Unknown, other or suppressed	65-74 years	Completion	1301
Bay	Unknown, other or suppressed	65-74 years	Initiation	1486
Bay	Unknown, other or suppressed	65-74 years	Up-To-Date	530
Bay	Unknown, other or suppressed	75+ years	Completion	1071
Bay	Unknown, other or suppressed	75+ years	Initiation	1241
Bay	Unknown, other or suppressed	75+ years	Up-To-Date	380
Bay	Unknown, other or suppressed	missing	Completion	481
Bay	Unknown, other or suppressed	missing	Initiation	491
Bay	Unknown, other or suppressed	under 5 years	Completion	9
Bay	Unknown, other or suppressed	under 5 years	Initiation	33
Bay	Unknown, other or suppressed	under 5 years	Up-To-Date	4
Benzie	Unknown, other or suppressed	12-15 years	Completion	39
Benzie	Unknown, other or suppressed	12-15 years	Initiation	41
Benzie	Unknown, other or suppressed	12-15 years	Up-To-Date	8
Benzie	Unknown, other or suppressed	16-19 years	Completion	64
Benzie	Unknown, other or suppressed	16-19 years	Initiation	74
Benzie	Unknown, other or suppressed	16-19 years	Up-To-Date	7
Benzie	Unknown, other or suppressed	20-29 years	Completion	137
Benzie	Unknown, other or suppressed	20-29 years	Initiation	155
Benzie	Unknown, other or suppressed	20-29 years	Up-To-Date	13
Benzie	Unknown, other or suppressed	30-39 years	Completion	195
Benzie	Unknown, other or suppressed	30-39 years	Initiation	220
Benzie	Unknown, other or suppressed	30-39 years	Up-To-Date	29
Benzie	Unknown, other or suppressed	40-49 years	Completion	233
Benzie	Unknown, other or suppressed	40-49 years	Initiation	257
Benzie	Unknown, other or suppressed	40-49 years	Up-To-Date	34
Benzie	Unknown, other or suppressed	5-11 years	Completion	17
Benzie	Unknown, other or suppressed	5-11 years	Initiation	21
Benzie	Unknown, other or suppressed	5-11 years	Up-To-Date	3
Benzie	Unknown, other or suppressed	50-64 years	Completion	455
Benzie	Unknown, other or suppressed	50-64 years	Initiation	489
Benzie	Unknown, other or suppressed	50-64 years	Up-To-Date	144
Benzie	Unknown, other or suppressed	65-74 years	Completion	304
Benzie	Unknown, other or suppressed	65-74 years	Initiation	338
Benzie	Unknown, other or suppressed	65-74 years	Up-To-Date	156
Benzie	Unknown, other or suppressed	75+ years	Completion	316
Benzie	Unknown, other or suppressed	75+ years	Initiation	352
Benzie	Unknown, other or suppressed	75+ years	Up-To-Date	149
Benzie	Unknown, other or suppressed	missing	Completion	140
Benzie	Unknown, other or suppressed	missing	Initiation	140
Benzie	Unknown, other or suppressed	under 5 years	Completion	9
Benzie	Unknown, other or suppressed	under 5 years	Initiation	22
Benzie	Unknown, other or suppressed	under 5 years	Up-To-Date	6
Berrien	Unknown, other or suppressed	12-15 years	Completion	260
Berrien	Unknown, other or suppressed	12-15 years	Initiation	313
Berrien	Unknown, other or suppressed	12-15 years	Up-To-Date	33
Berrien	Unknown, other or suppressed	16-19 years	Completion	390
Berrien	Unknown, other or suppressed	16-19 years	Initiation	457
Berrien	Unknown, other or suppressed	16-19 years	Up-To-Date	33
Berrien	Unknown, other or suppressed	20-29 years	Completion	1228
Berrien	Unknown, other or suppressed	20-29 years	Initiation	1565
Berrien	Unknown, other or suppressed	20-29 years	Up-To-Date	100
Berrien	Unknown, other or suppressed	30-39 years	Completion	1413
Berrien	Unknown, other or suppressed	30-39 years	Initiation	1723
Berrien	Unknown, other or suppressed	30-39 years	Up-To-Date	190
Berrien	Unknown, other or suppressed	40-49 years	Completion	1434
Berrien	Unknown, other or suppressed	40-49 years	Initiation	1713
Berrien	Unknown, other or suppressed	40-49 years	Up-To-Date	197
Berrien	Unknown, other or suppressed	5-11 years	Completion	293
Berrien	Unknown, other or suppressed	5-11 years	Initiation	339

Berrien	Unknown, other or suppressed	5-11 years	Up-To-Date	44
Berrien	Unknown, other or suppressed	50-64 years	Completion	2934
Berrien	Unknown, other or suppressed	50-64 years	Initiation	3451
Berrien	Unknown, other or suppressed	50-64 years	Up-To-Date	673
Berrien	Unknown, other or suppressed	65-74 years	Completion	2323
Berrien	Unknown, other or suppressed	65-74 years	Initiation	2642
Berrien	Unknown, other or suppressed	65-74 years	Up-To-Date	971
Berrien	Unknown, other or suppressed	75+ years	Completion	2115
Berrien	Unknown, other or suppressed	75+ years	Initiation	2420
Berrien	Unknown, other or suppressed	75+ years	Up-To-Date	836
Berrien	Unknown, other or suppressed	missing	Completion	858
Berrien	Unknown, other or suppressed	missing	Initiation	860
Berrien	Unknown, other or suppressed	under 5 years	Completion	52
Berrien	Unknown, other or suppressed	under 5 years	Initiation	82
Berrien	Unknown, other or suppressed	under 5 years	Up-To-Date	42
Branch	Unknown, other or suppressed	12-15 years	Completion	50
Branch	Unknown, other or suppressed	12-15 years	Initiation	56
Branch	Unknown, other or suppressed	12-15 years	Up-To-Date	8
Branch	Unknown, other or suppressed	16-19 years	Completion	84
Branch	Unknown, other or suppressed	16-19 years	Initiation	100
Branch	Unknown, other or suppressed	16-19 years	Up-To-Date	7
Branch	Unknown, other or suppressed	20-29 years	Completion	293
Branch	Unknown, other or suppressed	20-29 years	Initiation	355
Branch	Unknown, other or suppressed	20-29 years	Up-To-Date	21
Branch	Unknown, other or suppressed	30-39 years	Completion	349
Branch	Unknown, other or suppressed	30-39 years	Initiation	406
Branch	Unknown, other or suppressed	30-39 years	Up-To-Date	27
Branch	Unknown, other or suppressed	40-49 years	Completion	492
Branch	Unknown, other or suppressed	40-49 years	Initiation	561
Branch	Unknown, other or suppressed	40-49 years	Up-To-Date	72
Branch	Unknown, other or suppressed	5-11 years	Completion	32
Branch	Unknown, other or suppressed	5-11 years	Initiation	39
Branch	Unknown, other or suppressed	5-11 years	Up-To-Date	4
Branch	Unknown, other or suppressed	50-64 years	Completion	880
Branch	Unknown, other or suppressed	50-64 years	Initiation	974
Branch	Unknown, other or suppressed	50-64 years	Up-To-Date	155
Branch	Unknown, other or suppressed	65-74 years	Completion	669
Branch	Unknown, other or suppressed	65-74 years	Initiation	712
Branch	Unknown, other or suppressed	65-74 years	Up-To-Date	275
Branch	Unknown, other or suppressed	75+ years	Completion	559
Branch	Unknown, other or suppressed	75+ years	Initiation	619
Branch	Unknown, other or suppressed	75+ years	Up-To-Date	205
Branch	Unknown, other or suppressed	missing	Completion	147
Branch	Unknown, other or suppressed	missing	Initiation	147
Branch	Unknown, other or suppressed	under 5 years	Completion	2
Branch	Unknown, other or suppressed	under 5 years	Initiation	3
Branch	Unknown, other or suppressed	under 5 years	Up-To-Date	0
Calhoun	Unknown, other or suppressed	12-15 years	Completion	280
Calhoun	Unknown, other or suppressed	12-15 years	Initiation	369
Calhoun	Unknown, other or suppressed	12-15 years	Up-To-Date	21
Calhoun	Unknown, other or suppressed	16-19 years	Completion	440
Calhoun	Unknown, other or suppressed	16-19 years	Initiation	574
Calhoun	Unknown, other or suppressed	16-19 years	Up-To-Date	35
Calhoun	Unknown, other or suppressed	20-29 years	Completion	1128
Calhoun	Unknown, other or suppressed	20-29 years	Initiation	1356
Calhoun	Unknown, other or suppressed	20-29 years	Up-To-Date	102
Calhoun	Unknown, other or suppressed	30-39 years	Completion	1403
Calhoun	Unknown, other or suppressed	30-39 years	Initiation	1656
Calhoun	Unknown, other or suppressed	30-39 years	Up-To-Date	169
Calhoun	Unknown, other or suppressed	40-49 years	Completion	1400
Calhoun	Unknown, other or suppressed	40-49 years	Initiation	1621
Calhoun	Unknown, other or suppressed	40-49 years	Up-To-Date	225
Calhoun	Unknown, other or suppressed	5-11 years	Completion	226
Calhoun	Unknown, other or suppressed	5-11 years	Initiation	265

Calhoun	Unknown, other or suppressed	5-11 years	Up-To-Date	27
Calhoun	Unknown, other or suppressed	50-64 years	Completion	2479
Calhoun	Unknown, other or suppressed	50-64 years	Initiation	2784
Calhoun	Unknown, other or suppressed	50-64 years	Up-To-Date	654
Calhoun	Unknown, other or suppressed	65-74 years	Completion	1817
Calhoun	Unknown, other or suppressed	65-74 years	Initiation	2001
Calhoun	Unknown, other or suppressed	65-74 years	Up-To-Date	841
Calhoun	Unknown, other or suppressed	75+ years	Completion	1432
Calhoun	Unknown, other or suppressed	75+ years	Initiation	1587
Calhoun	Unknown, other or suppressed	75+ years	Up-To-Date	639
Calhoun	Unknown, other or suppressed	missing	Completion	648
Calhoun	Unknown, other or suppressed	missing	Initiation	654
Calhoun	Unknown, other or suppressed	under 5 years	Completion	37
Calhoun	Unknown, other or suppressed	under 5 years	Initiation	81
Calhoun	Unknown, other or suppressed	under 5 years	Up-To-Date	29
Cass	Unknown, other or suppressed	12-15 years	Completion	58
Cass	Unknown, other or suppressed	12-15 years	Initiation	82
Cass	Unknown, other or suppressed	12-15 years	Up-To-Date	7
Cass	Unknown, other or suppressed	16-19 years	Completion	123
Cass	Unknown, other or suppressed	16-19 years	Initiation	153
Cass	Unknown, other or suppressed	16-19 years	Up-To-Date	10
Cass	Unknown, other or suppressed	20-29 years	Completion	285
Cass	Unknown, other or suppressed	20-29 years	Initiation	328
Cass	Unknown, other or suppressed	20-29 years	Up-To-Date	30
Cass	Unknown, other or suppressed	30-39 years	Completion	421
Cass	Unknown, other or suppressed	30-39 years	Initiation	504
Cass	Unknown, other or suppressed	30-39 years	Up-To-Date	45
Cass	Unknown, other or suppressed	40-49 years	Completion	571
Cass	Unknown, other or suppressed	40-49 years	Initiation	655
Cass	Unknown, other or suppressed	40-49 years	Up-To-Date	54
Cass	Unknown, other or suppressed	5-11 years	Completion	73
Cass	Unknown, other or suppressed	5-11 years	Initiation	102
Cass	Unknown, other or suppressed	5-11 years	Up-To-Date	7
Cass	Unknown, other or suppressed	50-64 years	Completion	1529
Cass	Unknown, other or suppressed	50-64 years	Initiation	1717
Cass	Unknown, other or suppressed	50-64 years	Up-To-Date	225
Cass	Unknown, other or suppressed	65-74 years	Completion	1202
Cass	Unknown, other or suppressed	65-74 years	Initiation	1363
Cass	Unknown, other or suppressed	65-74 years	Up-To-Date	276
Cass	Unknown, other or suppressed	75+ years	Completion	909
Cass	Unknown, other or suppressed	75+ years	Initiation	1043
Cass	Unknown, other or suppressed	75+ years	Up-To-Date	210
Cass	Unknown, other or suppressed	missing	Completion	188
Cass	Unknown, other or suppressed	missing	Initiation	190
Cass	Unknown, other or suppressed	under 5 years	Completion	5
Cass	Unknown, other or suppressed	under 5 years	Initiation	17
Cass	Unknown, other or suppressed	under 5 years	Up-To-Date	8
Charlevoix	Unknown, other or suppressed	12-15 years	Completion	56
Charlevoix	Unknown, other or suppressed	12-15 years	Initiation	67
Charlevoix	Unknown, other or suppressed	12-15 years	Up-To-Date	7
Charlevoix	Unknown, other or suppressed	16-19 years	Completion	111
Charlevoix	Unknown, other or suppressed	16-19 years	Initiation	124
Charlevoix	Unknown, other or suppressed	16-19 years	Up-To-Date	7
Charlevoix	Unknown, other or suppressed	20-29 years	Completion	172
Charlevoix	Unknown, other or suppressed	20-29 years	Initiation	213
Charlevoix	Unknown, other or suppressed	20-29 years	Up-To-Date	21
Charlevoix	Unknown, other or suppressed	30-39 years	Completion	269
Charlevoix	Unknown, other or suppressed	30-39 years	Initiation	297
Charlevoix	Unknown, other or suppressed	30-39 years	Up-To-Date	44
Charlevoix	Unknown, other or suppressed	40-49 years	Completion	284
Charlevoix	Unknown, other or suppressed	40-49 years	Initiation	307
Charlevoix	Unknown, other or suppressed	40-49 years	Up-To-Date	50
Charlevoix	Unknown, other or suppressed	5-11 years	Completion	61
Charlevoix	Unknown, other or suppressed	5-11 years	Initiation	71

Charlevoix	Unknown, other or suppressed	5-11 years	Up-To-Date	6
Charlevoix	Unknown, other or suppressed	50-64 years	Completion	695
Charlevoix	Unknown, other or suppressed	50-64 years	Initiation	760
Charlevoix	Unknown, other or suppressed	50-64 years	Up-To-Date	213
Charlevoix	Unknown, other or suppressed	65-74 years	Completion	471
Charlevoix	Unknown, other or suppressed	65-74 years	Initiation	530
Charlevoix	Unknown, other or suppressed	65-74 years	Up-To-Date	210
Charlevoix	Unknown, other or suppressed	75+ years	Completion	514
Charlevoix	Unknown, other or suppressed	75+ years	Initiation	572
Charlevoix	Unknown, other or suppressed	75+ years	Up-To-Date	230
Charlevoix	Unknown, other or suppressed	missing	Completion	194
Charlevoix	Unknown, other or suppressed	missing	Initiation	194
Charlevoix	Unknown, other or suppressed	under 5 years	Completion	6
Charlevoix	Unknown, other or suppressed	under 5 years	Initiation	14
Charlevoix	Unknown, other or suppressed	under 5 years	Up-To-Date	1
Cheboygan	Unknown, other or suppressed	12-15 years	Completion	42
Cheboygan	Unknown, other or suppressed	12-15 years	Initiation	44
Cheboygan	Unknown, other or suppressed	12-15 years	Up-To-Date	8
Cheboygan	Unknown, other or suppressed	16-19 years	Completion	85
Cheboygan	Unknown, other or suppressed	16-19 years	Initiation	96
Cheboygan	Unknown, other or suppressed	16-19 years	Up-To-Date	7
Cheboygan	Unknown, other or suppressed	20-29 years	Completion	230
Cheboygan	Unknown, other or suppressed	20-29 years	Initiation	271
Cheboygan	Unknown, other or suppressed	20-29 years	Up-To-Date	15
Cheboygan	Unknown, other or suppressed	30-39 years	Completion	297
Cheboygan	Unknown, other or suppressed	30-39 years	Initiation	333
Cheboygan	Unknown, other or suppressed	30-39 years	Up-To-Date	31
Cheboygan	Unknown, other or suppressed	40-49 years	Completion	368
Cheboygan	Unknown, other or suppressed	40-49 years	Initiation	390
Cheboygan	Unknown, other or suppressed	40-49 years	Up-To-Date	46
Cheboygan	Unknown, other or suppressed	5-11 years	Completion	30
Cheboygan	Unknown, other or suppressed	5-11 years	Initiation	36
Cheboygan	Unknown, other or suppressed	5-11 years	Up-To-Date	1
Cheboygan	Unknown, other or suppressed	50-64 years	Completion	1113
Cheboygan	Unknown, other or suppressed	50-64 years	Initiation	1182
Cheboygan	Unknown, other or suppressed	50-64 years	Up-To-Date	309
Cheboygan	Unknown, other or suppressed	65-74 years	Completion	1023
Cheboygan	Unknown, other or suppressed	65-74 years	Initiation	1083
Cheboygan	Unknown, other or suppressed	65-74 years	Up-To-Date	418
Cheboygan	Unknown, other or suppressed	75+ years	Completion	898
Cheboygan	Unknown, other or suppressed	75+ years	Initiation	960
Cheboygan	Unknown, other or suppressed	75+ years	Up-To-Date	343
Cheboygan	Unknown, other or suppressed	missing	Completion	140
Cheboygan	Unknown, other or suppressed	missing	Initiation	140
Cheboygan	Unknown, other or suppressed	under 5 years	Completion	2
Cheboygan	Unknown, other or suppressed	under 5 years	Initiation	6
Cheboygan	Unknown, other or suppressed	under 5 years	Up-To-Date	7
Chippewa	Unknown, other or suppressed	12-15 years	Completion	76
Chippewa	Unknown, other or suppressed	12-15 years	Initiation	90
Chippewa	Unknown, other or suppressed	12-15 years	Up-To-Date	11
Chippewa	Unknown, other or suppressed	16-19 years	Completion	211
Chippewa	Unknown, other or suppressed	16-19 years	Initiation	243
Chippewa	Unknown, other or suppressed	16-19 years	Up-To-Date	16
Chippewa	Unknown, other or suppressed	20-29 years	Completion	609
Chippewa	Unknown, other or suppressed	20-29 years	Initiation	670
Chippewa	Unknown, other or suppressed	20-29 years	Up-To-Date	47
Chippewa	Unknown, other or suppressed	30-39 years	Completion	864
Chippewa	Unknown, other or suppressed	30-39 years	Initiation	940
Chippewa	Unknown, other or suppressed	30-39 years	Up-To-Date	94
Chippewa	Unknown, other or suppressed	40-49 years	Completion	1198
Chippewa	Unknown, other or suppressed	40-49 years	Initiation	1263
Chippewa	Unknown, other or suppressed	40-49 years	Up-To-Date	165
Chippewa	Unknown, other or suppressed	5-11 years	Completion	66
Chippewa	Unknown, other or suppressed	5-11 years	Initiation	79

Chippewa	Unknown, other or suppressed	5-11 years	Up-To-Date	13
Chippewa	Unknown, other or suppressed	50-64 years	Completion	2574
Chippewa	Unknown, other or suppressed	50-64 years	Initiation	2690
Chippewa	Unknown, other or suppressed	50-64 years	Up-To-Date	635
Chippewa	Unknown, other or suppressed	65-74 years	Completion	1837
Chippewa	Unknown, other or suppressed	65-74 years	Initiation	1911
Chippewa	Unknown, other or suppressed	65-74 years	Up-To-Date	833
Chippewa	Unknown, other or suppressed	75+ years	Completion	1374
Chippewa	Unknown, other or suppressed	75+ years	Initiation	1439
Chippewa	Unknown, other or suppressed	75+ years	Up-To-Date	565
Chippewa	Unknown, other or suppressed	missing	Completion	207
Chippewa	Unknown, other or suppressed	missing	Initiation	208
Chippewa	Unknown, other or suppressed	under 5 years	Completion	9
Chippewa	Unknown, other or suppressed	under 5 years	Initiation	12
Chippewa	Unknown, other or suppressed	under 5 years	Up-To-Date	10
Clare	Unknown, other or suppressed	12-15 years	Completion	22
Clare	Unknown, other or suppressed	12-15 years	Initiation	25
Clare	Unknown, other or suppressed	12-15 years	Up-To-Date	5
Clare	Unknown, other or suppressed	16-19 years	Completion	98
Clare	Unknown, other or suppressed	16-19 years	Initiation	106
Clare	Unknown, other or suppressed	16-19 years	Up-To-Date	9
Clare	Unknown, other or suppressed	20-29 years	Completion	178
Clare	Unknown, other or suppressed	20-29 years	Initiation	211
Clare	Unknown, other or suppressed	20-29 years	Up-To-Date	13
Clare	Unknown, other or suppressed	30-39 years	Completion	214
Clare	Unknown, other or suppressed	30-39 years	Initiation	236
Clare	Unknown, other or suppressed	30-39 years	Up-To-Date	26
Clare	Unknown, other or suppressed	40-49 years	Completion	320
Clare	Unknown, other or suppressed	40-49 years	Initiation	352
Clare	Unknown, other or suppressed	40-49 years	Up-To-Date	40
Clare	Unknown, other or suppressed	5-11 years	Completion	23
Clare	Unknown, other or suppressed	5-11 years	Initiation	31
Clare	Unknown, other or suppressed	5-11 years	Up-To-Date	4
Clare	Unknown, other or suppressed	50-64 years	Completion	1003
Clare	Unknown, other or suppressed	50-64 years	Initiation	1068
Clare	Unknown, other or suppressed	50-64 years	Up-To-Date	255
Clare	Unknown, other or suppressed	65-74 years	Completion	1083
Clare	Unknown, other or suppressed	65-74 years	Initiation	1136
Clare	Unknown, other or suppressed	65-74 years	Up-To-Date	417
Clare	Unknown, other or suppressed	75+ years	Completion	793
Clare	Unknown, other or suppressed	75+ years	Initiation	850
Clare	Unknown, other or suppressed	75+ years	Up-To-Date	312
Clare	Unknown, other or suppressed	missing	Completion	134
Clare	Unknown, other or suppressed	missing	Initiation	134
Clare	Unknown, other or suppressed	under 5 years	Completion	2
Clare	Unknown, other or suppressed	under 5 years	Initiation	6
Clare	Unknown, other or suppressed	under 5 years	Up-To-Date	5
Clinton	Unknown, other or suppressed	12-15 years	Completion	128
Clinton	Unknown, other or suppressed	12-15 years	Initiation	139
Clinton	Unknown, other or suppressed	12-15 years	Up-To-Date	31
Clinton	Unknown, other or suppressed	16-19 years	Completion	235
Clinton	Unknown, other or suppressed	16-19 years	Initiation	290
Clinton	Unknown, other or suppressed	16-19 years	Up-To-Date	44
Clinton	Unknown, other or suppressed	20-29 years	Completion	876
Clinton	Unknown, other or suppressed	20-29 years	Initiation	1069
Clinton	Unknown, other or suppressed	20-29 years	Up-To-Date	106
Clinton	Unknown, other or suppressed	30-39 years	Completion	886
Clinton	Unknown, other or suppressed	30-39 years	Initiation	995
Clinton	Unknown, other or suppressed	30-39 years	Up-To-Date	168
Clinton	Unknown, other or suppressed	40-49 years	Completion	770
Clinton	Unknown, other or suppressed	40-49 years	Initiation	842
Clinton	Unknown, other or suppressed	40-49 years	Up-To-Date	165
Clinton	Unknown, other or suppressed	5-11 years	Completion	131
Clinton	Unknown, other or suppressed	5-11 years	Initiation	145

Clinton	Unknown, other or suppressed	5-11 years	Up-To-Date	44
Clinton	Unknown, other or suppressed	50-64 years	Completion	1288
Clinton	Unknown, other or suppressed	50-64 years	Initiation	1413
Clinton	Unknown, other or suppressed	50-64 years	Up-To-Date	373
Clinton	Unknown, other or suppressed	65-74 years	Completion	738
Clinton	Unknown, other or suppressed	65-74 years	Initiation	810
Clinton	Unknown, other or suppressed	65-74 years	Up-To-Date	408
Clinton	Unknown, other or suppressed	75+ years	Completion	555
Clinton	Unknown, other or suppressed	75+ years	Initiation	629
Clinton	Unknown, other or suppressed	75+ years	Up-To-Date	268
Clinton	Unknown, other or suppressed	missing	Completion	369
Clinton	Unknown, other or suppressed	missing	Initiation	371
Clinton	Unknown, other or suppressed	under 5 years	Completion	45
Clinton	Unknown, other or suppressed	under 5 years	Initiation	60
Clinton	Unknown, other or suppressed	under 5 years	Up-To-Date	31
Crawford	Unknown, other or suppressed	12-15 years	Completion	25
Crawford	Unknown, other or suppressed	12-15 years	Initiation	27
Crawford	Unknown, other or suppressed	12-15 years	Up-To-Date	2
Crawford	Unknown, other or suppressed	16-19 years	Completion	57
Crawford	Unknown, other or suppressed	16-19 years	Initiation	59
Crawford	Unknown, other or suppressed	16-19 years	Up-To-Date	1
Crawford	Unknown, other or suppressed	20-29 years	Completion	108
Crawford	Unknown, other or suppressed	20-29 years	Initiation	127
Crawford	Unknown, other or suppressed	20-29 years	Up-To-Date	3
Crawford	Unknown, other or suppressed	30-39 years	Completion	143
Crawford	Unknown, other or suppressed	30-39 years	Initiation	157
Crawford	Unknown, other or suppressed	30-39 years	Up-To-Date	14
Crawford	Unknown, other or suppressed	40-49 years	Completion	163
Crawford	Unknown, other or suppressed	40-49 years	Initiation	178
Crawford	Unknown, other or suppressed	40-49 years	Up-To-Date	22
Crawford	Unknown, other or suppressed	5-11 years	Completion	19
Crawford	Unknown, other or suppressed	5-11 years	Initiation	23
Crawford	Unknown, other or suppressed	5-11 years	Up-To-Date	4
Crawford	Unknown, other or suppressed	50-64 years	Completion	468
Crawford	Unknown, other or suppressed	50-64 years	Initiation	496
Crawford	Unknown, other or suppressed	50-64 years	Up-To-Date	133
Crawford	Unknown, other or suppressed	65-74 years	Completion	367
Crawford	Unknown, other or suppressed	65-74 years	Initiation	390
Crawford	Unknown, other or suppressed	65-74 years	Up-To-Date	193
Crawford	Unknown, other or suppressed	75+ years	Completion	379
Crawford	Unknown, other or suppressed	75+ years	Initiation	398
Crawford	Unknown, other or suppressed	75+ years	Up-To-Date	155
Crawford	Unknown, other or suppressed	missing	Completion	72
Crawford	Unknown, other or suppressed	missing	Initiation	72
Crawford	Unknown, other or suppressed	under 5 years	Completion	9
Crawford	Unknown, other or suppressed	under 5 years	Initiation	2
Crawford	Unknown, other or suppressed	under 5 years	Up-To-Date	2
Delta	Unknown, other or suppressed	12-15 years	Completion	77
Delta	Unknown, other or suppressed	12-15 years	Initiation	86
Delta	Unknown, other or suppressed	12-15 years	Up-To-Date	8
Delta	Unknown, other or suppressed	16-19 years	Completion	121
Delta	Unknown, other or suppressed	16-19 years	Initiation	132
Delta	Unknown, other or suppressed	16-19 years	Up-To-Date	13
Delta	Unknown, other or suppressed	20-29 years	Completion	371
Delta	Unknown, other or suppressed	20-29 years	Initiation	412
Delta	Unknown, other or suppressed	20-29 years	Up-To-Date	37
Delta	Unknown, other or suppressed	30-39 years	Completion	449
Delta	Unknown, other or suppressed	30-39 years	Initiation	515
Delta	Unknown, other or suppressed	30-39 years	Up-To-Date	52
Delta	Unknown, other or suppressed	40-49 years	Completion	562
Delta	Unknown, other or suppressed	40-49 years	Initiation	611
Delta	Unknown, other or suppressed	40-49 years	Up-To-Date	60
Delta	Unknown, other or suppressed	5-11 years	Completion	40
Delta	Unknown, other or suppressed	5-11 years	Initiation	37

Delta	Unknown, other or suppressed	5-11 years	Up-To-Date	3
Delta	Unknown, other or suppressed	50-64 years	Completion	1230
Delta	Unknown, other or suppressed	50-64 years	Initiation	1326
Delta	Unknown, other or suppressed	50-64 years	Up-To-Date	265
Delta	Unknown, other or suppressed	65-74 years	Completion	1047
Delta	Unknown, other or suppressed	65-74 years	Initiation	1141
Delta	Unknown, other or suppressed	65-74 years	Up-To-Date	427
Delta	Unknown, other or suppressed	75+ years	Completion	839
Delta	Unknown, other or suppressed	75+ years	Initiation	935
Delta	Unknown, other or suppressed	75+ years	Up-To-Date	326
Delta	Unknown, other or suppressed	missing	Completion	203
Delta	Unknown, other or suppressed	missing	Initiation	205
Delta	Unknown, other or suppressed	under 5 years	Completion	4
Delta	Unknown, other or suppressed	under 5 years	Initiation	10
Delta	Unknown, other or suppressed	under 5 years	Up-To-Date	1
Detroit	Unknown, other or suppressed	12-15 years	Completion	652
Detroit	Unknown, other or suppressed	12-15 years	Initiation	872
Detroit	Unknown, other or suppressed	12-15 years	Up-To-Date	43
Detroit	Unknown, other or suppressed	16-19 years	Completion	1317
Detroit	Unknown, other or suppressed	16-19 years	Initiation	1723
Detroit	Unknown, other or suppressed	16-19 years	Up-To-Date	96
Detroit	Unknown, other or suppressed	20-29 years	Completion	6066
Detroit	Unknown, other or suppressed	20-29 years	Initiation	7824
Detroit	Unknown, other or suppressed	20-29 years	Up-To-Date	512
Detroit	Unknown, other or suppressed	30-39 years	Completion	7359
Detroit	Unknown, other or suppressed	30-39 years	Initiation	9324
Detroit	Unknown, other or suppressed	30-39 years	Up-To-Date	710
Detroit	Unknown, other or suppressed	40-49 years	Completion	7652
Detroit	Unknown, other or suppressed	40-49 years	Initiation	9401
Detroit	Unknown, other or suppressed	40-49 years	Up-To-Date	827
Detroit	Unknown, other or suppressed	5-11 years	Completion	502
Detroit	Unknown, other or suppressed	5-11 years	Initiation	711
Detroit	Unknown, other or suppressed	5-11 years	Up-To-Date	27
Detroit	Unknown, other or suppressed	50-64 years	Completion	14717
Detroit	Unknown, other or suppressed	50-64 years	Initiation	17893
Detroit	Unknown, other or suppressed	50-64 years	Up-To-Date	2635
Detroit	Unknown, other or suppressed	65-74 years	Completion	9030
Detroit	Unknown, other or suppressed	65-74 years	Initiation	11036
Detroit	Unknown, other or suppressed	65-74 years	Up-To-Date	2830
Detroit	Unknown, other or suppressed	75+ years	Completion	6474
Detroit	Unknown, other or suppressed	75+ years	Initiation	8103
Detroit	Unknown, other or suppressed	75+ years	Up-To-Date	1918
Detroit	Unknown, other or suppressed	missing	Completion	2267
Detroit	Unknown, other or suppressed	missing	Initiation	2341
Detroit	Unknown, other or suppressed	under 5 years	Completion	88
Detroit	Unknown, other or suppressed	under 5 years	Initiation	262
Detroit	Unknown, other or suppressed	under 5 years	Up-To-Date	60
Dickinson	Unknown, other or suppressed	12-15 years	Completion	63
Dickinson	Unknown, other or suppressed	12-15 years	Initiation	72
Dickinson	Unknown, other or suppressed	12-15 years	Up-To-Date	5
Dickinson	Unknown, other or suppressed	16-19 years	Completion	196
Dickinson	Unknown, other or suppressed	16-19 years	Initiation	215
Dickinson	Unknown, other or suppressed	16-19 years	Up-To-Date	18
Dickinson	Unknown, other or suppressed	20-29 years	Completion	382
Dickinson	Unknown, other or suppressed	20-29 years	Initiation	429
Dickinson	Unknown, other or suppressed	20-29 years	Up-To-Date	35
Dickinson	Unknown, other or suppressed	30-39 years	Completion	496
Dickinson	Unknown, other or suppressed	30-39 years	Initiation	534
Dickinson	Unknown, other or suppressed	30-39 years	Up-To-Date	78
Dickinson	Unknown, other or suppressed	40-49 years	Completion	666
Dickinson	Unknown, other or suppressed	40-49 years	Initiation	719
Dickinson	Unknown, other or suppressed	40-49 years	Up-To-Date	97
Dickinson	Unknown, other or suppressed	5-11 years	Completion	49
Dickinson	Unknown, other or suppressed	5-11 years	Initiation	56

Dickinson	Unknown, other or suppressed	5-11 years	Up-To-Date	14
Dickinson	Unknown, other or suppressed	50-64 years	Completion	1789
Dickinson	Unknown, other or suppressed	50-64 years	Initiation	1878
Dickinson	Unknown, other or suppressed	50-64 years	Up-To-Date	494
Dickinson	Unknown, other or suppressed	65-74 years	Completion	1565
Dickinson	Unknown, other or suppressed	65-74 years	Initiation	1637
Dickinson	Unknown, other or suppressed	65-74 years	Up-To-Date	727
Dickinson	Unknown, other or suppressed	75+ years	Completion	1172
Dickinson	Unknown, other or suppressed	75+ years	Initiation	1257
Dickinson	Unknown, other or suppressed	75+ years	Up-To-Date	495
Dickinson	Unknown, other or suppressed	missing	Completion	157
Dickinson	Unknown, other or suppressed	missing	Initiation	158
Dickinson	Unknown, other or suppressed	under 5 years	Completion	3
Dickinson	Unknown, other or suppressed	under 5 years	Initiation	3
Dickinson	Unknown, other or suppressed	under 5 years	Up-To-Date	9
Eaton	Unknown, other or suppressed	12-15 years	Completion	190
Eaton	Unknown, other or suppressed	12-15 years	Initiation	214
Eaton	Unknown, other or suppressed	12-15 years	Up-To-Date	27
Eaton	Unknown, other or suppressed	16-19 years	Completion	373
Eaton	Unknown, other or suppressed	16-19 years	Initiation	422
Eaton	Unknown, other or suppressed	16-19 years	Up-To-Date	40
Eaton	Unknown, other or suppressed	20-29 years	Completion	1329
Eaton	Unknown, other or suppressed	20-29 years	Initiation	1519
Eaton	Unknown, other or suppressed	20-29 years	Up-To-Date	122
Eaton	Unknown, other or suppressed	30-39 years	Completion	1483
Eaton	Unknown, other or suppressed	30-39 years	Initiation	1655
Eaton	Unknown, other or suppressed	30-39 years	Up-To-Date	215
Eaton	Unknown, other or suppressed	40-49 years	Completion	1393
Eaton	Unknown, other or suppressed	40-49 years	Initiation	1546
Eaton	Unknown, other or suppressed	40-49 years	Up-To-Date	213
Eaton	Unknown, other or suppressed	5-11 years	Completion	175
Eaton	Unknown, other or suppressed	5-11 years	Initiation	204
Eaton	Unknown, other or suppressed	5-11 years	Up-To-Date	20
Eaton	Unknown, other or suppressed	50-64 years	Completion	2487
Eaton	Unknown, other or suppressed	50-64 years	Initiation	2736
Eaton	Unknown, other or suppressed	50-64 years	Up-To-Date	635
Eaton	Unknown, other or suppressed	65-74 years	Completion	1638
Eaton	Unknown, other or suppressed	65-74 years	Initiation	1767
Eaton	Unknown, other or suppressed	65-74 years	Up-To-Date	759
Eaton	Unknown, other or suppressed	75+ years	Completion	1242
Eaton	Unknown, other or suppressed	75+ years	Initiation	1378
Eaton	Unknown, other or suppressed	75+ years	Up-To-Date	491
Eaton	Unknown, other or suppressed	missing	Completion	423
Eaton	Unknown, other or suppressed	missing	Initiation	423
Eaton	Unknown, other or suppressed	under 5 years	Completion	63
Eaton	Unknown, other or suppressed	under 5 years	Initiation	94
Eaton	Unknown, other or suppressed	under 5 years	Up-To-Date	50
Emmet	Unknown, other or suppressed	12-15 years	Completion	67
Emmet	Unknown, other or suppressed	12-15 years	Initiation	75
Emmet	Unknown, other or suppressed	12-15 years	Up-To-Date	13
Emmet	Unknown, other or suppressed	16-19 years	Completion	143
Emmet	Unknown, other or suppressed	16-19 years	Initiation	154
Emmet	Unknown, other or suppressed	16-19 years	Up-To-Date	19
Emmet	Unknown, other or suppressed	20-29 years	Completion	342
Emmet	Unknown, other or suppressed	20-29 years	Initiation	404
Emmet	Unknown, other or suppressed	20-29 years	Up-To-Date	37
Emmet	Unknown, other or suppressed	30-39 years	Completion	372
Emmet	Unknown, other or suppressed	30-39 years	Initiation	416
Emmet	Unknown, other or suppressed	30-39 years	Up-To-Date	53
Emmet	Unknown, other or suppressed	40-49 years	Completion	408
Emmet	Unknown, other or suppressed	40-49 years	Initiation	450
Emmet	Unknown, other or suppressed	40-49 years	Up-To-Date	65
Emmet	Unknown, other or suppressed	5-11 years	Completion	43
Emmet	Unknown, other or suppressed	5-11 years	Initiation	50

Emmet	Unknown, other or suppressed	5-11 years	Up-To-Date	8
Emmet	Unknown, other or suppressed	50-64 years	Completion	714
Emmet	Unknown, other or suppressed	50-64 years	Initiation	797
Emmet	Unknown, other or suppressed	50-64 years	Up-To-Date	189
Emmet	Unknown, other or suppressed	65-74 years	Completion	542
Emmet	Unknown, other or suppressed	65-74 years	Initiation	598
Emmet	Unknown, other or suppressed	65-74 years	Up-To-Date	257
Emmet	Unknown, other or suppressed	75+ years	Completion	450
Emmet	Unknown, other or suppressed	75+ years	Initiation	514
Emmet	Unknown, other or suppressed	75+ years	Up-To-Date	184
Emmet	Unknown, other or suppressed	missing	Completion	210
Emmet	Unknown, other or suppressed	missing	Initiation	210
Emmet	Unknown, other or suppressed	under 5 years	Completion	9
Emmet	Unknown, other or suppressed	under 5 years	Initiation	24
Emmet	Unknown, other or suppressed	under 5 years	Up-To-Date	5
Genesee	Unknown, other or suppressed	12-15 years	Completion	340
Genesee	Unknown, other or suppressed	12-15 years	Initiation	405
Genesee	Unknown, other or suppressed	12-15 years	Up-To-Date	46
Genesee	Unknown, other or suppressed	16-19 years	Completion	1005
Genesee	Unknown, other or suppressed	16-19 years	Initiation	1167
Genesee	Unknown, other or suppressed	16-19 years	Up-To-Date	83
Genesee	Unknown, other or suppressed	20-29 years	Completion	3042
Genesee	Unknown, other or suppressed	20-29 years	Initiation	3680
Genesee	Unknown, other or suppressed	20-29 years	Up-To-Date	212
Genesee	Unknown, other or suppressed	30-39 years	Completion	3270
Genesee	Unknown, other or suppressed	30-39 years	Initiation	3845
Genesee	Unknown, other or suppressed	30-39 years	Up-To-Date	279
Genesee	Unknown, other or suppressed	40-49 years	Completion	3830
Genesee	Unknown, other or suppressed	40-49 years	Initiation	4401
Genesee	Unknown, other or suppressed	40-49 years	Up-To-Date	397
Genesee	Unknown, other or suppressed	5-11 years	Completion	247
Genesee	Unknown, other or suppressed	5-11 years	Initiation	326
Genesee	Unknown, other or suppressed	5-11 years	Up-To-Date	19
Genesee	Unknown, other or suppressed	50-64 years	Completion	7388
Genesee	Unknown, other or suppressed	50-64 years	Initiation	8309
Genesee	Unknown, other or suppressed	50-64 years	Up-To-Date	1485
Genesee	Unknown, other or suppressed	65-74 years	Completion	4316
Genesee	Unknown, other or suppressed	65-74 years	Initiation	4831
Genesee	Unknown, other or suppressed	65-74 years	Up-To-Date	1689
Genesee	Unknown, other or suppressed	75+ years	Completion	3435
Genesee	Unknown, other or suppressed	75+ years	Initiation	3957
Genesee	Unknown, other or suppressed	75+ years	Up-To-Date	1185
Genesee	Unknown, other or suppressed	missing	Completion	1401
Genesee	Unknown, other or suppressed	missing	Initiation	1431
Genesee	Unknown, other or suppressed	under 5 years	Completion	49
Genesee	Unknown, other or suppressed	under 5 years	Initiation	81
Genesee	Unknown, other or suppressed	under 5 years	Up-To-Date	38
Gladwin	Unknown, other or suppressed	12-15 years	Completion	28
Gladwin	Unknown, other or suppressed	12-15 years	Initiation	28
Gladwin	Unknown, other or suppressed	12-15 years	Up-To-Date	4
Gladwin	Unknown, other or suppressed	16-19 years	Completion	61
Gladwin	Unknown, other or suppressed	16-19 years	Initiation	68
Gladwin	Unknown, other or suppressed	16-19 years	Up-To-Date	5
Gladwin	Unknown, other or suppressed	20-29 years	Completion	137
Gladwin	Unknown, other or suppressed	20-29 years	Initiation	158
Gladwin	Unknown, other or suppressed	20-29 years	Up-To-Date	4
Gladwin	Unknown, other or suppressed	30-39 years	Completion	197
Gladwin	Unknown, other or suppressed	30-39 years	Initiation	213
Gladwin	Unknown, other or suppressed	30-39 years	Up-To-Date	26
Gladwin	Unknown, other or suppressed	40-49 years	Completion	287
Gladwin	Unknown, other or suppressed	40-49 years	Initiation	318
Gladwin	Unknown, other or suppressed	40-49 years	Up-To-Date	41
Gladwin	Unknown, other or suppressed	5-11 years	Completion	24
Gladwin	Unknown, other or suppressed	5-11 years	Initiation	31

Gladwin	Unknown, other or suppressed	5-11 years	Up-To-Date	0
Gladwin	Unknown, other or suppressed	50-64 years	Completion	817
Gladwin	Unknown, other or suppressed	50-64 years	Initiation	873
Gladwin	Unknown, other or suppressed	50-64 years	Up-To-Date	160
Gladwin	Unknown, other or suppressed	65-74 years	Completion	832
Gladwin	Unknown, other or suppressed	65-74 years	Initiation	879
Gladwin	Unknown, other or suppressed	65-74 years	Up-To-Date	331
Gladwin	Unknown, other or suppressed	75+ years	Completion	718
Gladwin	Unknown, other or suppressed	75+ years	Initiation	763
Gladwin	Unknown, other or suppressed	75+ years	Up-To-Date	260
Gladwin	Unknown, other or suppressed	missing	Completion	107
Gladwin	Unknown, other or suppressed	missing	Initiation	107
Gladwin	Unknown, other or suppressed	under 5 years	Completion	0
Gladwin	Unknown, other or suppressed	under 5 years	Initiation	0
Gladwin	Unknown, other or suppressed	under 5 years	Up-To-Date	2
Gogebic	Unknown, other or suppressed	12-15 years	Completion	39
Gogebic	Unknown, other or suppressed	12-15 years	Initiation	44
Gogebic	Unknown, other or suppressed	12-15 years	Up-To-Date	3
Gogebic	Unknown, other or suppressed	16-19 years	Completion	73
Gogebic	Unknown, other or suppressed	16-19 years	Initiation	82
Gogebic	Unknown, other or suppressed	16-19 years	Up-To-Date	9
Gogebic	Unknown, other or suppressed	20-29 years	Completion	140
Gogebic	Unknown, other or suppressed	20-29 years	Initiation	163
Gogebic	Unknown, other or suppressed	20-29 years	Up-To-Date	17
Gogebic	Unknown, other or suppressed	30-39 years	Completion	216
Gogebic	Unknown, other or suppressed	30-39 years	Initiation	242
Gogebic	Unknown, other or suppressed	30-39 years	Up-To-Date	32
Gogebic	Unknown, other or suppressed	40-49 years	Completion	253
Gogebic	Unknown, other or suppressed	40-49 years	Initiation	275
Gogebic	Unknown, other or suppressed	40-49 years	Up-To-Date	45
Gogebic	Unknown, other or suppressed	5-11 years	Completion	33
Gogebic	Unknown, other or suppressed	5-11 years	Initiation	36
Gogebic	Unknown, other or suppressed	5-11 years	Up-To-Date	6
Gogebic	Unknown, other or suppressed	50-64 years	Completion	632
Gogebic	Unknown, other or suppressed	50-64 years	Initiation	676
Gogebic	Unknown, other or suppressed	50-64 years	Up-To-Date	151
Gogebic	Unknown, other or suppressed	65-74 years	Completion	484
Gogebic	Unknown, other or suppressed	65-74 years	Initiation	518
Gogebic	Unknown, other or suppressed	65-74 years	Up-To-Date	187
Gogebic	Unknown, other or suppressed	75+ years	Completion	410
Gogebic	Unknown, other or suppressed	75+ years	Initiation	455
Gogebic	Unknown, other or suppressed	75+ years	Up-To-Date	135
Gogebic	Unknown, other or suppressed	missing	Completion	67
Gogebic	Unknown, other or suppressed	missing	Initiation	67
Gogebic	Unknown, other or suppressed	under 5 years	Completion	2
Gogebic	Unknown, other or suppressed	under 5 years	Initiation	3
Gogebic	Unknown, other or suppressed	under 5 years	Up-To-Date	9
Grand Traverse	Unknown, other or suppressed	12-15 years	Completion	203
Grand Traverse	Unknown, other or suppressed	12-15 years	Initiation	236
Grand Traverse	Unknown, other or suppressed	12-15 years	Up-To-Date	39
Grand Traverse	Unknown, other or suppressed	16-19 years	Completion	368
Grand Traverse	Unknown, other or suppressed	16-19 years	Initiation	425
Grand Traverse	Unknown, other or suppressed	16-19 years	Up-To-Date	34
Grand Traverse	Unknown, other or suppressed	20-29 years	Completion	1090
Grand Traverse	Unknown, other or suppressed	20-29 years	Initiation	1260
Grand Traverse	Unknown, other or suppressed	20-29 years	Up-To-Date	155
Grand Traverse	Unknown, other or suppressed	30-39 years	Completion	1375
Grand Traverse	Unknown, other or suppressed	30-39 years	Initiation	1536
Grand Traverse	Unknown, other or suppressed	30-39 years	Up-To-Date	281
Grand Traverse	Unknown, other or suppressed	40-49 years	Completion	1288
Grand Traverse	Unknown, other or suppressed	40-49 years	Initiation	1384
Grand Traverse	Unknown, other or suppressed	40-49 years	Up-To-Date	284
Grand Traverse	Unknown, other or suppressed	5-11 years	Completion	206
Grand Traverse	Unknown, other or suppressed	5-11 years	Initiation	224

Grand Traverse	Unknown, other or suppressed	5-11 years	Up-To-Date	47
Grand Traverse	Unknown, other or suppressed	50-64 years	Completion	2393
Grand Traverse	Unknown, other or suppressed	50-64 years	Initiation	2590
Grand Traverse	Unknown, other or suppressed	50-64 years	Up-To-Date	753
Grand Traverse	Unknown, other or suppressed	65-74 years	Completion	1866
Grand Traverse	Unknown, other or suppressed	65-74 years	Initiation	1976
Grand Traverse	Unknown, other or suppressed	65-74 years	Up-To-Date	1080
Grand Traverse	Unknown, other or suppressed	75+ years	Completion	1558
Grand Traverse	Unknown, other or suppressed	75+ years	Initiation	1702
Grand Traverse	Unknown, other or suppressed	75+ years	Up-To-Date	682
Grand Traverse	Unknown, other or suppressed	missing	Completion	685
Grand Traverse	Unknown, other or suppressed	missing	Initiation	692
Grand Traverse	Unknown, other or suppressed	under 5 years	Completion	54
Grand Traverse	Unknown, other or suppressed	under 5 years	Initiation	90
Grand Traverse	Unknown, other or suppressed	under 5 years	Up-To-Date	38
Gratiot	Unknown, other or suppressed	12-15 years	Completion	41
Gratiot	Unknown, other or suppressed	12-15 years	Initiation	49
Gratiot	Unknown, other or suppressed	12-15 years	Up-To-Date	7
Gratiot	Unknown, other or suppressed	16-19 years	Completion	102
Gratiot	Unknown, other or suppressed	16-19 years	Initiation	112
Gratiot	Unknown, other or suppressed	16-19 years	Up-To-Date	13
Gratiot	Unknown, other or suppressed	20-29 years	Completion	315
Gratiot	Unknown, other or suppressed	20-29 years	Initiation	374
Gratiot	Unknown, other or suppressed	20-29 years	Up-To-Date	29
Gratiot	Unknown, other or suppressed	30-39 years	Completion	394
Gratiot	Unknown, other or suppressed	30-39 years	Initiation	435
Gratiot	Unknown, other or suppressed	30-39 years	Up-To-Date	41
Gratiot	Unknown, other or suppressed	40-49 years	Completion	556
Gratiot	Unknown, other or suppressed	40-49 years	Initiation	598
Gratiot	Unknown, other or suppressed	40-49 years	Up-To-Date	65
Gratiot	Unknown, other or suppressed	5-11 years	Completion	35
Gratiot	Unknown, other or suppressed	5-11 years	Initiation	40
Gratiot	Unknown, other or suppressed	5-11 years	Up-To-Date	8
Gratiot	Unknown, other or suppressed	50-64 years	Completion	865
Gratiot	Unknown, other or suppressed	50-64 years	Initiation	941
Gratiot	Unknown, other or suppressed	50-64 years	Up-To-Date	193
Gratiot	Unknown, other or suppressed	65-74 years	Completion	484
Gratiot	Unknown, other or suppressed	65-74 years	Initiation	523
Gratiot	Unknown, other or suppressed	65-74 years	Up-To-Date	185
Gratiot	Unknown, other or suppressed	75+ years	Completion	526
Gratiot	Unknown, other or suppressed	75+ years	Initiation	574
Gratiot	Unknown, other or suppressed	75+ years	Up-To-Date	227
Gratiot	Unknown, other or suppressed	missing	Completion	117
Gratiot	Unknown, other or suppressed	missing	Initiation	119
Gratiot	Unknown, other or suppressed	under 5 years	Completion	6
Gratiot	Unknown, other or suppressed	under 5 years	Initiation	16
Gratiot	Unknown, other or suppressed	under 5 years	Up-To-Date	3
Hillsdale	Unknown, other or suppressed	12-15 years	Completion	39
Hillsdale	Unknown, other or suppressed	12-15 years	Initiation	45
Hillsdale	Unknown, other or suppressed	12-15 years	Up-To-Date	8
Hillsdale	Unknown, other or suppressed	16-19 years	Completion	146
Hillsdale	Unknown, other or suppressed	16-19 years	Initiation	168
Hillsdale	Unknown, other or suppressed	16-19 years	Up-To-Date	16
Hillsdale	Unknown, other or suppressed	20-29 years	Completion	391
Hillsdale	Unknown, other or suppressed	20-29 years	Initiation	468
Hillsdale	Unknown, other or suppressed	20-29 years	Up-To-Date	28
Hillsdale	Unknown, other or suppressed	30-39 years	Completion	400
Hillsdale	Unknown, other or suppressed	30-39 years	Initiation	447
Hillsdale	Unknown, other or suppressed	30-39 years	Up-To-Date	40
Hillsdale	Unknown, other or suppressed	40-49 years	Completion	521
Hillsdale	Unknown, other or suppressed	40-49 years	Initiation	569
Hillsdale	Unknown, other or suppressed	40-49 years	Up-To-Date	49
Hillsdale	Unknown, other or suppressed	5-11 years	Completion	40
Hillsdale	Unknown, other or suppressed	5-11 years	Initiation	44

Hillsdale	Unknown, other or suppressed	5-11 years	Up-To-Date	6
Hillsdale	Unknown, other or suppressed	50-64 years	Completion	1161
Hillsdale	Unknown, other or suppressed	50-64 years	Initiation	1260
Hillsdale	Unknown, other or suppressed	50-64 years	Up-To-Date	248
Hillsdale	Unknown, other or suppressed	65-74 years	Completion	937
Hillsdale	Unknown, other or suppressed	65-74 years	Initiation	1004
Hillsdale	Unknown, other or suppressed	65-74 years	Up-To-Date	353
Hillsdale	Unknown, other or suppressed	75+ years	Completion	713
Hillsdale	Unknown, other or suppressed	75+ years	Initiation	770
Hillsdale	Unknown, other or suppressed	75+ years	Up-To-Date	242
Hillsdale	Unknown, other or suppressed	missing	Completion	177
Hillsdale	Unknown, other or suppressed	missing	Initiation	180
Hillsdale	Unknown, other or suppressed	under 5 years	Completion	16
Hillsdale	Unknown, other or suppressed	under 5 years	Initiation	16
Hillsdale	Unknown, other or suppressed	under 5 years	Up-To-Date	7
Houghton	Unknown, other or suppressed	12-15 years	Completion	137
Houghton	Unknown, other or suppressed	12-15 years	Initiation	147
Houghton	Unknown, other or suppressed	12-15 years	Up-To-Date	32
Houghton	Unknown, other or suppressed	16-19 years	Completion	164
Houghton	Unknown, other or suppressed	16-19 years	Initiation	185
Houghton	Unknown, other or suppressed	16-19 years	Up-To-Date	21
Houghton	Unknown, other or suppressed	20-29 years	Completion	761
Houghton	Unknown, other or suppressed	20-29 years	Initiation	885
Houghton	Unknown, other or suppressed	20-29 years	Up-To-Date	111
Houghton	Unknown, other or suppressed	30-39 years	Completion	672
Houghton	Unknown, other or suppressed	30-39 years	Initiation	745
Houghton	Unknown, other or suppressed	30-39 years	Up-To-Date	120
Houghton	Unknown, other or suppressed	40-49 years	Completion	705
Houghton	Unknown, other or suppressed	40-49 years	Initiation	769
Houghton	Unknown, other or suppressed	40-49 years	Up-To-Date	137
Houghton	Unknown, other or suppressed	5-11 years	Completion	83
Houghton	Unknown, other or suppressed	5-11 years	Initiation	90
Houghton	Unknown, other or suppressed	5-11 years	Up-To-Date	32
Houghton	Unknown, other or suppressed	50-64 years	Completion	1642
Houghton	Unknown, other or suppressed	50-64 years	Initiation	1742
Houghton	Unknown, other or suppressed	50-64 years	Up-To-Date	528
Houghton	Unknown, other or suppressed	65-74 years	Completion	1061
Houghton	Unknown, other or suppressed	65-74 years	Initiation	1115
Houghton	Unknown, other or suppressed	65-74 years	Up-To-Date	518
Houghton	Unknown, other or suppressed	75+ years	Completion	841
Houghton	Unknown, other or suppressed	75+ years	Initiation	903
Houghton	Unknown, other or suppressed	75+ years	Up-To-Date	388
Houghton	Unknown, other or suppressed	missing	Completion	226
Houghton	Unknown, other or suppressed	missing	Initiation	226
Houghton	Unknown, other or suppressed	under 5 years	Completion	20
Houghton	Unknown, other or suppressed	under 5 years	Initiation	34
Houghton	Unknown, other or suppressed	under 5 years	Up-To-Date	13
Huron	Unknown, other or suppressed	12-15 years	Completion	25
Huron	Unknown, other or suppressed	12-15 years	Initiation	27
Huron	Unknown, other or suppressed	12-15 years	Up-To-Date	3
Huron	Unknown, other or suppressed	16-19 years	Completion	63
Huron	Unknown, other or suppressed	16-19 years	Initiation	68
Huron	Unknown, other or suppressed	16-19 years	Up-To-Date	4
Huron	Unknown, other or suppressed	20-29 years	Completion	218
Huron	Unknown, other or suppressed	20-29 years	Initiation	249
Huron	Unknown, other or suppressed	20-29 years	Up-To-Date	7
Huron	Unknown, other or suppressed	30-39 years	Completion	271
Huron	Unknown, other or suppressed	30-39 years	Initiation	302
Huron	Unknown, other or suppressed	30-39 years	Up-To-Date	20
Huron	Unknown, other or suppressed	40-49 years	Completion	302
Huron	Unknown, other or suppressed	40-49 years	Initiation	325
Huron	Unknown, other or suppressed	40-49 years	Up-To-Date	28
Huron	Unknown, other or suppressed	5-11 years	Completion	29
Huron	Unknown, other or suppressed	5-11 years	Initiation	25

Huron	Unknown, other or suppressed	5-11 years	Up-To-Date	2
Huron	Unknown, other or suppressed	50-64 years	Completion	663
Huron	Unknown, other or suppressed	50-64 years	Initiation	709
Huron	Unknown, other or suppressed	50-64 years	Up-To-Date	110
Huron	Unknown, other or suppressed	65-74 years	Completion	493
Huron	Unknown, other or suppressed	65-74 years	Initiation	542
Huron	Unknown, other or suppressed	65-74 years	Up-To-Date	191
Huron	Unknown, other or suppressed	75+ years	Completion	405
Huron	Unknown, other or suppressed	75+ years	Initiation	458
Huron	Unknown, other or suppressed	75+ years	Up-To-Date	137
Huron	Unknown, other or suppressed	missing	Completion	128
Huron	Unknown, other or suppressed	missing	Initiation	129
Huron	Unknown, other or suppressed	under 5 years	Completion	2
Huron	Unknown, other or suppressed	under 5 years	Initiation	2
Huron	Unknown, other or suppressed	under 5 years	Up-To-Date	2
Ingham	Unknown, other or suppressed	12-15 years	Completion	683
Ingham	Unknown, other or suppressed	12-15 years	Initiation	785
Ingham	Unknown, other or suppressed	12-15 years	Up-To-Date	150
Ingham	Unknown, other or suppressed	16-19 years	Completion	1338
Ingham	Unknown, other or suppressed	16-19 years	Initiation	1695
Ingham	Unknown, other or suppressed	16-19 years	Up-To-Date	171
Ingham	Unknown, other or suppressed	20-29 years	Completion	4839
Ingham	Unknown, other or suppressed	20-29 years	Initiation	6075
Ingham	Unknown, other or suppressed	20-29 years	Up-To-Date	658
Ingham	Unknown, other or suppressed	30-39 years	Completion	4334
Ingham	Unknown, other or suppressed	30-39 years	Initiation	5006
Ingham	Unknown, other or suppressed	30-39 years	Up-To-Date	861
Ingham	Unknown, other or suppressed	40-49 years	Completion	3351
Ingham	Unknown, other or suppressed	40-49 years	Initiation	3768
Ingham	Unknown, other or suppressed	40-49 years	Up-To-Date	713
Ingham	Unknown, other or suppressed	5-11 years	Completion	787
Ingham	Unknown, other or suppressed	5-11 years	Initiation	912
Ingham	Unknown, other or suppressed	5-11 years	Up-To-Date	150
Ingham	Unknown, other or suppressed	50-64 years	Completion	4946
Ingham	Unknown, other or suppressed	50-64 years	Initiation	5485
Ingham	Unknown, other or suppressed	50-64 years	Up-To-Date	1511
Ingham	Unknown, other or suppressed	65-74 years	Completion	3118
Ingham	Unknown, other or suppressed	65-74 years	Initiation	3387
Ingham	Unknown, other or suppressed	65-74 years	Up-To-Date	1695
Ingham	Unknown, other or suppressed	75+ years	Completion	2394
Ingham	Unknown, other or suppressed	75+ years	Initiation	2655
Ingham	Unknown, other or suppressed	75+ years	Up-To-Date	1104
Ingham	Unknown, other or suppressed	missing	Completion	1956
Ingham	Unknown, other or suppressed	missing	Initiation	1964
Ingham	Unknown, other or suppressed	under 5 years	Completion	207
Ingham	Unknown, other or suppressed	under 5 years	Initiation	346
Ingham	Unknown, other or suppressed	under 5 years	Up-To-Date	96
Ionia	Unknown, other or suppressed	12-15 years	Completion	54
Ionia	Unknown, other or suppressed	12-15 years	Initiation	64
Ionia	Unknown, other or suppressed	12-15 years	Up-To-Date	18
Ionia	Unknown, other or suppressed	16-19 years	Completion	161
Ionia	Unknown, other or suppressed	16-19 years	Initiation	188
Ionia	Unknown, other or suppressed	16-19 years	Up-To-Date	19
Ionia	Unknown, other or suppressed	20-29 years	Completion	569
Ionia	Unknown, other or suppressed	20-29 years	Initiation	659
Ionia	Unknown, other or suppressed	20-29 years	Up-To-Date	46
Ionia	Unknown, other or suppressed	30-39 years	Completion	812
Ionia	Unknown, other or suppressed	30-39 years	Initiation	913
Ionia	Unknown, other or suppressed	30-39 years	Up-To-Date	71
Ionia	Unknown, other or suppressed	40-49 years	Completion	1220
Ionia	Unknown, other or suppressed	40-49 years	Initiation	1291
Ionia	Unknown, other or suppressed	40-49 years	Up-To-Date	131
Ionia	Unknown, other or suppressed	5-11 years	Completion	65
Ionia	Unknown, other or suppressed	5-11 years	Initiation	74

lonia	Unknown, other or suppressed	5-11 years	Up-To-Date	4
lonia	Unknown, other or suppressed	50-64 years	Completion	1887
lonia	Unknown, other or suppressed	50-64 years	Initiation	2011
lonia	Unknown, other or suppressed	50-64 years	Up-To-Date	411
lonia	Unknown, other or suppressed	65-74 years	Completion	1142
lonia	Unknown, other or suppressed	65-74 years	Initiation	1194
lonia	Unknown, other or suppressed	65-74 years	Up-To-Date	497
lonia	Unknown, other or suppressed	75+ years	Completion	646
lonia	Unknown, other or suppressed	75+ years	Initiation	699
lonia	Unknown, other or suppressed	75+ years	Up-To-Date	252
lonia	Unknown, other or suppressed	missing	Completion	167
lonia	Unknown, other or suppressed	missing	Initiation	170
lonia	Unknown, other or suppressed	under 5 years	Completion	15
lonia	Unknown, other or suppressed	under 5 years	Initiation	17
lonia	Unknown, other or suppressed	under 5 years	Up-To-Date	7
losco	Unknown, other or suppressed	12-15 years	Completion	41
losco	Unknown, other or suppressed	12-15 years	Initiation	55
losco	Unknown, other or suppressed	12-15 years	Up-To-Date	5
losco	Unknown, other or suppressed	16-19 years	Completion	67
losco	Unknown, other or suppressed	16-19 years	Initiation	75
losco	Unknown, other or suppressed	16-19 years	Up-To-Date	4
losco	Unknown, other or suppressed	20-29 years	Completion	212
losco	Unknown, other or suppressed	20-29 years	Initiation	258
losco	Unknown, other or suppressed	20-29 years	Up-To-Date	23
losco	Unknown, other or suppressed	30-39 years	Completion	250
losco	Unknown, other or suppressed	30-39 years	Initiation	278
losco	Unknown, other or suppressed	30-39 years	Up-To-Date	21
losco	Unknown, other or suppressed	40-49 years	Completion	250
losco	Unknown, other or suppressed	40-49 years	Initiation	276
losco	Unknown, other or suppressed	40-49 years	Up-To-Date	29
losco	Unknown, other or suppressed	5-11 years	Completion	24
losco	Unknown, other or suppressed	5-11 years	Initiation	29
losco	Unknown, other or suppressed	5-11 years	Up-To-Date	3
losco	Unknown, other or suppressed	50-64 years	Completion	701
losco	Unknown, other or suppressed	50-64 years	Initiation	768
losco	Unknown, other or suppressed	50-64 years	Up-To-Date	168
losco	Unknown, other or suppressed	65-74 years	Completion	570
losco	Unknown, other or suppressed	65-74 years	Initiation	625
losco	Unknown, other or suppressed	65-74 years	Up-To-Date	242
losco	Unknown, other or suppressed	75+ years	Completion	448
losco	Unknown, other or suppressed	75+ years	Initiation	515
losco	Unknown, other or suppressed	75+ years	Up-To-Date	166
losco	Unknown, other or suppressed	missing	Completion	188
losco	Unknown, other or suppressed	missing	Initiation	188
losco	Unknown, other or suppressed	under 5 years	Completion	4
losco	Unknown, other or suppressed	under 5 years	Initiation	6
losco	Unknown, other or suppressed	under 5 years	Up-To-Date	4
Iron	Unknown, other or suppressed	12-15 years	Completion	21
Iron	Unknown, other or suppressed	12-15 years	Initiation	24
Iron	Unknown, other or suppressed	12-15 years	Up-To-Date	7
Iron	Unknown, other or suppressed	16-19 years	Completion	25
Iron	Unknown, other or suppressed	16-19 years	Initiation	27
Iron	Unknown, other or suppressed	16-19 years	Up-To-Date	7
Iron	Unknown, other or suppressed	20-29 years	Completion	81
Iron	Unknown, other or suppressed	20-29 years	Initiation	92
Iron	Unknown, other or suppressed	20-29 years	Up-To-Date	4
Iron	Unknown, other or suppressed	30-39 years	Completion	152
Iron	Unknown, other or suppressed	30-39 years	Initiation	164
Iron	Unknown, other or suppressed	30-39 years	Up-To-Date	11
Iron	Unknown, other or suppressed	40-49 years	Completion	144
Iron	Unknown, other or suppressed	40-49 years	Initiation	155
Iron	Unknown, other or suppressed	40-49 years	Up-To-Date	18
Iron	Unknown, other or suppressed	5-11 years	Completion	16
Iron	Unknown, other or suppressed	5-11 years	Initiation	19

Iron	Unknown, other or suppressed	5-11 years	Up-To-Date	12
Iron	Unknown, other or suppressed	50-64 years	Completion	521
Iron	Unknown, other or suppressed	50-64 years	Initiation	562
Iron	Unknown, other or suppressed	50-64 years	Up-To-Date	114
Iron	Unknown, other or suppressed	65-74 years	Completion	527
Iron	Unknown, other or suppressed	65-74 years	Initiation	567
Iron	Unknown, other or suppressed	65-74 years	Up-To-Date	182
Iron	Unknown, other or suppressed	75+ years	Completion	387
Iron	Unknown, other or suppressed	75+ years	Initiation	415
Iron	Unknown, other or suppressed	75+ years	Up-To-Date	134
Iron	Unknown, other or suppressed	missing	Completion	92
Iron	Unknown, other or suppressed	missing	Initiation	93
Iron	Unknown, other or suppressed	under 5 years	Completion	1
Iron	Unknown, other or suppressed	under 5 years	Initiation	7
Iron	Unknown, other or suppressed	under 5 years	Up-To-Date	1
Isabella	Unknown, other or suppressed	12-15 years	Completion	91
Isabella	Unknown, other or suppressed	12-15 years	Initiation	112
Isabella	Unknown, other or suppressed	12-15 years	Up-To-Date	39
Isabella	Unknown, other or suppressed	16-19 years	Completion	302
Isabella	Unknown, other or suppressed	16-19 years	Initiation	346
Isabella	Unknown, other or suppressed	16-19 years	Up-To-Date	47
Isabella	Unknown, other or suppressed	20-29 years	Completion	997
Isabella	Unknown, other or suppressed	20-29 years	Initiation	1231
Isabella	Unknown, other or suppressed	20-29 years	Up-To-Date	85
Isabella	Unknown, other or suppressed	30-39 years	Completion	739
Isabella	Unknown, other or suppressed	30-39 years	Initiation	867
Isabella	Unknown, other or suppressed	30-39 years	Up-To-Date	109
Isabella	Unknown, other or suppressed	40-49 years	Completion	884
Isabella	Unknown, other or suppressed	40-49 years	Initiation	941
Isabella	Unknown, other or suppressed	40-49 years	Up-To-Date	133
Isabella	Unknown, other or suppressed	5-11 years	Completion	79
Isabella	Unknown, other or suppressed	5-11 years	Initiation	92
Isabella	Unknown, other or suppressed	5-11 years	Up-To-Date	27
Isabella	Unknown, other or suppressed	50-64 years	Completion	1581
Isabella	Unknown, other or suppressed	50-64 years	Initiation	1713
Isabella	Unknown, other or suppressed	50-64 years	Up-To-Date	414
Isabella	Unknown, other or suppressed	65-74 years	Completion	984
Isabella	Unknown, other or suppressed	65-74 years	Initiation	1053
Isabella	Unknown, other or suppressed	65-74 years	Up-To-Date	438
Isabella	Unknown, other or suppressed	75+ years	Completion	837
Isabella	Unknown, other or suppressed	75+ years	Initiation	894
Isabella	Unknown, other or suppressed	75+ years	Up-To-Date	348
Isabella	Unknown, other or suppressed	missing	Completion	269
Isabella	Unknown, other or suppressed	missing	Initiation	270
Isabella	Unknown, other or suppressed	under 5 years	Completion	21
Isabella	Unknown, other or suppressed	under 5 years	Initiation	42
Isabella	Unknown, other or suppressed	under 5 years	Up-To-Date	14
Jackson	Unknown, other or suppressed	12-15 years	Completion	122
Jackson	Unknown, other or suppressed	12-15 years	Initiation	142
Jackson	Unknown, other or suppressed	12-15 years	Up-To-Date	16
Jackson	Unknown, other or suppressed	16-19 years	Completion	421
Jackson	Unknown, other or suppressed	16-19 years	Initiation	489
Jackson	Unknown, other or suppressed	16-19 years	Up-To-Date	39
Jackson	Unknown, other or suppressed	20-29 years	Completion	1406
Jackson	Unknown, other or suppressed	20-29 years	Initiation	1684
Jackson	Unknown, other or suppressed	20-29 years	Up-To-Date	144
Jackson	Unknown, other or suppressed	30-39 years	Completion	1974
Jackson	Unknown, other or suppressed	30-39 years	Initiation	2263
Jackson	Unknown, other or suppressed	30-39 years	Up-To-Date	194
Jackson	Unknown, other or suppressed	40-49 years	Completion	2268
Jackson	Unknown, other or suppressed	40-49 years	Initiation	2584
Jackson	Unknown, other or suppressed	40-49 years	Up-To-Date	257
Jackson	Unknown, other or suppressed	5-11 years	Completion	127
Jackson	Unknown, other or suppressed	5-11 years	Initiation	150

Jackson	Unknown, other or suppressed	5-11 years	Up-To-Date	17
Jackson	Unknown, other or suppressed	50-64 years	Completion	3828
Jackson	Unknown, other or suppressed	50-64 years	Initiation	4363
Jackson	Unknown, other or suppressed	50-64 years	Up-To-Date	785
Jackson	Unknown, other or suppressed	65-74 years	Completion	2010
Jackson	Unknown, other or suppressed	65-74 years	Initiation	2306
Jackson	Unknown, other or suppressed	65-74 years	Up-To-Date	818
Jackson	Unknown, other or suppressed	75+ years	Completion	1855
Jackson	Unknown, other or suppressed	75+ years	Initiation	2167
Jackson	Unknown, other or suppressed	75+ years	Up-To-Date	639
Jackson	Unknown, other or suppressed	missing	Completion	654
Jackson	Unknown, other or suppressed	missing	Initiation	671
Jackson	Unknown, other or suppressed	under 5 years	Completion	33
Jackson	Unknown, other or suppressed	under 5 years	Initiation	38
Jackson	Unknown, other or suppressed	under 5 years	Up-To-Date	20
Kalamazoo	Unknown, other or suppressed	12-15 years	Completion	591
Kalamazoo	Unknown, other or suppressed	12-15 years	Initiation	681
Kalamazoo	Unknown, other or suppressed	12-15 years	Up-To-Date	137
Kalamazoo	Unknown, other or suppressed	16-19 years	Completion	1479
Kalamazoo	Unknown, other or suppressed	16-19 years	Initiation	1697
Kalamazoo	Unknown, other or suppressed	16-19 years	Up-To-Date	161
Kalamazoo	Unknown, other or suppressed	20-29 years	Completion	4634
Kalamazoo	Unknown, other or suppressed	20-29 years	Initiation	5519
Kalamazoo	Unknown, other or suppressed	20-29 years	Up-To-Date	572
Kalamazoo	Unknown, other or suppressed	30-39 years	Completion	4302
Kalamazoo	Unknown, other or suppressed	30-39 years	Initiation	4910
Kalamazoo	Unknown, other or suppressed	30-39 years	Up-To-Date	889
Kalamazoo	Unknown, other or suppressed	40-49 years	Completion	3329
Kalamazoo	Unknown, other or suppressed	40-49 years	Initiation	3766
Kalamazoo	Unknown, other or suppressed	40-49 years	Up-To-Date	736
Kalamazoo	Unknown, other or suppressed	5-11 years	Completion	685
Kalamazoo	Unknown, other or suppressed	5-11 years	Initiation	818
Kalamazoo	Unknown, other or suppressed	5-11 years	Up-To-Date	127
Kalamazoo	Unknown, other or suppressed	50-64 years	Completion	4740
Kalamazoo	Unknown, other or suppressed	50-64 years	Initiation	5242
Kalamazoo	Unknown, other or suppressed	50-64 years	Up-To-Date	1463
Kalamazoo	Unknown, other or suppressed	65-74 years	Completion	2667
Kalamazoo	Unknown, other or suppressed	65-74 years	Initiation	2947
Kalamazoo	Unknown, other or suppressed	65-74 years	Up-To-Date	1478
Kalamazoo	Unknown, other or suppressed	75+ years	Completion	2302
Kalamazoo	Unknown, other or suppressed	75+ years	Initiation	2595
Kalamazoo	Unknown, other or suppressed	75+ years	Up-To-Date	1090
Kalamazoo	Unknown, other or suppressed	missing	Completion	1544
Kalamazoo	Unknown, other or suppressed	missing	Initiation	1556
Kalamazoo	Unknown, other or suppressed	under 5 years	Completion	77
Kalamazoo	Unknown, other or suppressed	under 5 years	Initiation	205
Kalamazoo	Unknown, other or suppressed	under 5 years	Up-To-Date	65
Kalkaska	Unknown, other or suppressed	12-15 years	Completion	34
Kalkaska	Unknown, other or suppressed	12-15 years	Initiation	35
Kalkaska	Unknown, other or suppressed	12-15 years	Up-To-Date	2
Kalkaska	Unknown, other or suppressed	16-19 years	Completion	47
Kalkaska	Unknown, other or suppressed	16-19 years	Initiation	53
Kalkaska	Unknown, other or suppressed	16-19 years	Up-To-Date	6
Kalkaska	Unknown, other or suppressed	20-29 years	Completion	176
Kalkaska	Unknown, other or suppressed	20-29 years	Initiation	192
Kalkaska	Unknown, other or suppressed	20-29 years	Up-To-Date	21
Kalkaska	Unknown, other or suppressed	30-39 years	Completion	172
Kalkaska	Unknown, other or suppressed	30-39 years	Initiation	185
Kalkaska	Unknown, other or suppressed	30-39 years	Up-To-Date	22
Kalkaska	Unknown, other or suppressed	40-49 years	Completion	245
Kalkaska	Unknown, other or suppressed	40-49 years	Initiation	267
Kalkaska	Unknown, other or suppressed	40-49 years	Up-To-Date	48
Kalkaska	Unknown, other or suppressed	5-11 years	Completion	18
Kalkaska	Unknown, other or suppressed	5-11 years	Initiation	23

Kalkaska	Unknown, other or suppressed	5-11 years	Up-To-Date	2
Kalkaska	Unknown, other or suppressed	50-64 years	Completion	684
Kalkaska	Unknown, other or suppressed	50-64 years	Initiation	722
Kalkaska	Unknown, other or suppressed	50-64 years	Up-To-Date	172
Kalkaska	Unknown, other or suppressed	65-74 years	Completion	708
Kalkaska	Unknown, other or suppressed	65-74 years	Initiation	738
Kalkaska	Unknown, other or suppressed	65-74 years	Up-To-Date	279
Kalkaska	Unknown, other or suppressed	75+ years	Completion	625
Kalkaska	Unknown, other or suppressed	75+ years	Initiation	654
Kalkaska	Unknown, other or suppressed	75+ years	Up-To-Date	232
Kalkaska	Unknown, other or suppressed	missing	Completion	67
Kalkaska	Unknown, other or suppressed	missing	Initiation	67
Kalkaska	Unknown, other or suppressed	under 5 years	Completion	5
Kalkaska	Unknown, other or suppressed	under 5 years	Initiation	6
Kalkaska	Unknown, other or suppressed	under 5 years	Up-To-Date	12
Kent	Unknown, other or suppressed	12-15 years	Completion	1211
Kent	Unknown, other or suppressed	12-15 years	Initiation	1362
Kent	Unknown, other or suppressed	12-15 years	Up-To-Date	260
Kent	Unknown, other or suppressed	16-19 years	Completion	2321
Kent	Unknown, other or suppressed	16-19 years	Initiation	2754
Kent	Unknown, other or suppressed	16-19 years	Up-To-Date	329
Kent	Unknown, other or suppressed	20-29 years	Completion	9073
Kent	Unknown, other or suppressed	20-29 years	Initiation	10644
Kent	Unknown, other or suppressed	20-29 years	Up-To-Date	1192
Kent	Unknown, other or suppressed	30-39 years	Completion	8857
Kent	Unknown, other or suppressed	30-39 years	Initiation	10043
Kent	Unknown, other or suppressed	30-39 years	Up-To-Date	1726
Kent	Unknown, other or suppressed	40-49 years	Completion	6103
Kent	Unknown, other or suppressed	40-49 years	Initiation	6957
Kent	Unknown, other or suppressed	40-49 years	Up-To-Date	1251
Kent	Unknown, other or suppressed	5-11 years	Completion	1560
Kent	Unknown, other or suppressed	5-11 years	Initiation	1812
Kent	Unknown, other or suppressed	5-11 years	Up-To-Date	331
Kent	Unknown, other or suppressed	50-64 years	Completion	9279
Kent	Unknown, other or suppressed	50-64 years	Initiation	10305
Kent	Unknown, other or suppressed	50-64 years	Up-To-Date	2729
Kent	Unknown, other or suppressed	65-74 years	Completion	5206
Kent	Unknown, other or suppressed	65-74 years	Initiation	5684
Kent	Unknown, other or suppressed	65-74 years	Up-To-Date	2719
Kent	Unknown, other or suppressed	75+ years	Completion	4293
Kent	Unknown, other or suppressed	75+ years	Initiation	4865
Kent	Unknown, other or suppressed	75+ years	Up-To-Date	1856
Kent	Unknown, other or suppressed	missing	Completion	3289
Kent	Unknown, other or suppressed	missing	Initiation	3292
Kent	Unknown, other or suppressed	under 5 years	Completion	516
Kent	Unknown, other or suppressed	under 5 years	Initiation	819
Kent	Unknown, other or suppressed	under 5 years	Up-To-Date	244
Keweenaw	Unknown, other or suppressed	12-15 years	Completion	7
Keweenaw	Unknown, other or suppressed	12-15 years	Initiation	7
Keweenaw	Unknown, other or suppressed	12-15 years	Up-To-Date	3
Keweenaw	Unknown, other or suppressed	16-19 years	Completion	4
Keweenaw	Unknown, other or suppressed	16-19 years	Initiation	4
Keweenaw	Unknown, other or suppressed	16-19 years	Up-To-Date	2
Keweenaw	Unknown, other or suppressed	20-29 years	Completion	21
Keweenaw	Unknown, other or suppressed	20-29 years	Initiation	25
Keweenaw	Unknown, other or suppressed	20-29 years	Up-To-Date	6
Keweenaw	Unknown, other or suppressed	30-39 years	Completion	27
Keweenaw	Unknown, other or suppressed	30-39 years	Initiation	34
Keweenaw	Unknown, other or suppressed	30-39 years	Up-To-Date	11
Keweenaw	Unknown, other or suppressed	40-49 years	Completion	51
Keweenaw	Unknown, other or suppressed	40-49 years	Initiation	54
Keweenaw	Unknown, other or suppressed	40-49 years	Up-To-Date	5
Keweenaw	Unknown, other or suppressed	5-11 years	Completion	3
Keweenaw	Unknown, other or suppressed	5-11 years	Initiation	4

Keweenaw	Unknown, other or suppressed	5-11 years	Up-To-Date	2
Keweenaw	Unknown, other or suppressed	50-64 years	Completion	129
Keweenaw	Unknown, other or suppressed	50-64 years	Initiation	138
Keweenaw	Unknown, other or suppressed	50-64 years	Up-To-Date	41
Keweenaw	Unknown, other or suppressed	65-74 years	Completion	112
Keweenaw	Unknown, other or suppressed	65-74 years	Initiation	118
Keweenaw	Unknown, other or suppressed	65-74 years	Up-To-Date	62
Keweenaw	Unknown, other or suppressed	75+ years	Completion	62
Keweenaw	Unknown, other or suppressed	75+ years	Initiation	74
Keweenaw	Unknown, other or suppressed	75+ years	Up-To-Date	34
Keweenaw	Unknown, other or suppressed	missing	Completion	25
Keweenaw	Unknown, other or suppressed	missing	Initiation	25
Keweenaw	Unknown, other or suppressed	under 5 years	Completion	3
Keweenaw	Unknown, other or suppressed	under 5 years	Initiation	7
Keweenaw	Unknown, other or suppressed	under 5 years	Up-To-Date	1
Lake	Unknown, other or suppressed	12-15 years	Completion	24
Lake	Unknown, other or suppressed	12-15 years	Initiation	28
Lake	Unknown, other or suppressed	12-15 years	Up-To-Date	1
Lake	Unknown, other or suppressed	16-19 years	Completion	27
Lake	Unknown, other or suppressed	16-19 years	Initiation	29
Lake	Unknown, other or suppressed	16-19 years	Up-To-Date	6
Lake	Unknown, other or suppressed	20-29 years	Completion	235
Lake	Unknown, other or suppressed	20-29 years	Initiation	252
Lake	Unknown, other or suppressed	20-29 years	Up-To-Date	5
Lake	Unknown, other or suppressed	30-39 years	Completion	717
Lake	Unknown, other or suppressed	30-39 years	Initiation	755
Lake	Unknown, other or suppressed	30-39 years	Up-To-Date	6
Lake	Unknown, other or suppressed	40-49 years	Completion	816
Lake	Unknown, other or suppressed	40-49 years	Initiation	841
Lake	Unknown, other or suppressed	40-49 years	Up-To-Date	10
Lake	Unknown, other or suppressed	5-11 years	Completion	5
Lake	Unknown, other or suppressed	5-11 years	Initiation	6
Lake	Unknown, other or suppressed	5-11 years	Up-To-Date	10
Lake	Unknown, other or suppressed	50-64 years	Completion	615
Lake	Unknown, other or suppressed	50-64 years	Initiation	654
Lake	Unknown, other or suppressed	50-64 years	Up-To-Date	62
Lake	Unknown, other or suppressed	65-74 years	Completion	218
Lake	Unknown, other or suppressed	65-74 years	Initiation	237
Lake	Unknown, other or suppressed	65-74 years	Up-To-Date	82
Lake	Unknown, other or suppressed	75+ years	Completion	153
Lake	Unknown, other or suppressed	75+ years	Initiation	168
Lake	Unknown, other or suppressed	75+ years	Up-To-Date	65
Lake	Unknown, other or suppressed	missing	Completion	49
Lake	Unknown, other or suppressed	missing	Initiation	49
Lake	Unknown, other or suppressed	under 5 years	Completion	5
Lake	Unknown, other or suppressed	under 5 years	Initiation	3
Lake	Unknown, other or suppressed	under 5 years	Up-To-Date	5
Lapeer	Unknown, other or suppressed	12-15 years	Completion	79
Lapeer	Unknown, other or suppressed	12-15 years	Initiation	95
Lapeer	Unknown, other or suppressed	12-15 years	Up-To-Date	11
Lapeer	Unknown, other or suppressed	16-19 years	Completion	285
Lapeer	Unknown, other or suppressed	16-19 years	Initiation	317
Lapeer	Unknown, other or suppressed	16-19 years	Up-To-Date	24
Lapeer	Unknown, other or suppressed	20-29 years	Completion	749
Lapeer	Unknown, other or suppressed	20-29 years	Initiation	837
Lapeer	Unknown, other or suppressed	20-29 years	Up-To-Date	46
Lapeer	Unknown, other or suppressed	30-39 years	Completion	795
Lapeer	Unknown, other or suppressed	30-39 years	Initiation	915
Lapeer	Unknown, other or suppressed	30-39 years	Up-To-Date	64
Lapeer	Unknown, other or suppressed	40-49 years	Completion	1018
Lapeer	Unknown, other or suppressed	40-49 years	Initiation	1143
Lapeer	Unknown, other or suppressed	40-49 years	Up-To-Date	95
Lapeer	Unknown, other or suppressed	5-11 years	Completion	62
Lapeer	Unknown, other or suppressed	5-11 years	Initiation	72

Lapeer	Unknown, other or suppressed	5-11 years	Up-To-Date	10
Lapeer	Unknown, other or suppressed	50-64 years	Completion	2548
Lapeer	Unknown, other or suppressed	50-64 years	Initiation	2759
Lapeer	Unknown, other or suppressed	50-64 years	Up-To-Date	411
Lapeer	Unknown, other or suppressed	65-74 years	Completion	1634
Lapeer	Unknown, other or suppressed	65-74 years	Initiation	1746
Lapeer	Unknown, other or suppressed	65-74 years	Up-To-Date	561
Lapeer	Unknown, other or suppressed	75+ years	Completion	1158
Lapeer	Unknown, other or suppressed	75+ years	Initiation	1283
Lapeer	Unknown, other or suppressed	75+ years	Up-To-Date	381
Lapeer	Unknown, other or suppressed	missing	Completion	221
Lapeer	Unknown, other or suppressed	missing	Initiation	226
Lapeer	Unknown, other or suppressed	under 5 years	Completion	10
Lapeer	Unknown, other or suppressed	under 5 years	Initiation	22
Lapeer	Unknown, other or suppressed	under 5 years	Up-To-Date	5
Leelanau	Unknown, other or suppressed	12-15 years	Completion	81
Leelanau	Unknown, other or suppressed	12-15 years	Initiation	87
Leelanau	Unknown, other or suppressed	12-15 years	Up-To-Date	13
Leelanau	Unknown, other or suppressed	16-19 years	Completion	100
Leelanau	Unknown, other or suppressed	16-19 years	Initiation	109
Leelanau	Unknown, other or suppressed	16-19 years	Up-To-Date	25
Leelanau	Unknown, other or suppressed	20-29 years	Completion	220
Leelanau	Unknown, other or suppressed	20-29 years	Initiation	255
Leelanau	Unknown, other or suppressed	20-29 years	Up-To-Date	31
Leelanau	Unknown, other or suppressed	30-39 years	Completion	280
Leelanau	Unknown, other or suppressed	30-39 years	Initiation	311
Leelanau	Unknown, other or suppressed	30-39 years	Up-To-Date	49
Leelanau	Unknown, other or suppressed	40-49 years	Completion	290
Leelanau	Unknown, other or suppressed	40-49 years	Initiation	313
Leelanau	Unknown, other or suppressed	40-49 years	Up-To-Date	93
Leelanau	Unknown, other or suppressed	5-11 years	Completion	40
Leelanau	Unknown, other or suppressed	5-11 years	Initiation	53
Leelanau	Unknown, other or suppressed	5-11 years	Up-To-Date	24
Leelanau	Unknown, other or suppressed	50-64 years	Completion	648
Leelanau	Unknown, other or suppressed	50-64 years	Initiation	695
Leelanau	Unknown, other or suppressed	50-64 years	Up-To-Date	213
Leelanau	Unknown, other or suppressed	65-74 years	Completion	607
Leelanau	Unknown, other or suppressed	65-74 years	Initiation	652
Leelanau	Unknown, other or suppressed	65-74 years	Up-To-Date	351
Leelanau	Unknown, other or suppressed	75+ years	Completion	507
Leelanau	Unknown, other or suppressed	75+ years	Initiation	567
Leelanau	Unknown, other or suppressed	75+ years	Up-To-Date	235
Leelanau	Unknown, other or suppressed	missing	Completion	234
Leelanau	Unknown, other or suppressed	missing	Initiation	234
Leelanau	Unknown, other or suppressed	under 5 years	Completion	21
Leelanau	Unknown, other or suppressed	under 5 years	Initiation	30
Leelanau	Unknown, other or suppressed	under 5 years	Up-To-Date	13
Lenawee	Unknown, other or suppressed	12-15 years	Completion	113
Lenawee	Unknown, other or suppressed	12-15 years	Initiation	126
Lenawee	Unknown, other or suppressed	12-15 years	Up-To-Date	22
Lenawee	Unknown, other or suppressed	16-19 years	Completion	323
Lenawee	Unknown, other or suppressed	16-19 years	Initiation	369
Lenawee	Unknown, other or suppressed	16-19 years	Up-To-Date	34
Lenawee	Unknown, other or suppressed	20-29 years	Completion	761
Lenawee	Unknown, other or suppressed	20-29 years	Initiation	921
Lenawee	Unknown, other or suppressed	20-29 years	Up-To-Date	64
Lenawee	Unknown, other or suppressed	30-39 years	Completion	930
Lenawee	Unknown, other or suppressed	30-39 years	Initiation	1059
Lenawee	Unknown, other or suppressed	30-39 years	Up-To-Date	85
Lenawee	Unknown, other or suppressed	40-49 years	Completion	1249
Lenawee	Unknown, other or suppressed	40-49 years	Initiation	1407
Lenawee	Unknown, other or suppressed	40-49 years	Up-To-Date	142
Lenawee	Unknown, other or suppressed	5-11 years	Completion	121
Lenawee	Unknown, other or suppressed	5-11 years	Initiation	144

Lenawee	Unknown, other or suppressed	5-11 years	Up-To-Date	21
Lenawee	Unknown, other or suppressed	50-64 years	Completion	2403
Lenawee	Unknown, other or suppressed	50-64 years	Initiation	2607
Lenawee	Unknown, other or suppressed	50-64 years	Up-To-Date	510
Lenawee	Unknown, other or suppressed	65-74 years	Completion	1467
Lenawee	Unknown, other or suppressed	65-74 years	Initiation	1566
Lenawee	Unknown, other or suppressed	65-74 years	Up-To-Date	625
Lenawee	Unknown, other or suppressed	75+ years	Completion	1436
Lenawee	Unknown, other or suppressed	75+ years	Initiation	1553
Lenawee	Unknown, other or suppressed	75+ years	Up-To-Date	596
Lenawee	Unknown, other or suppressed	missing	Completion	489
Lenawee	Unknown, other or suppressed	missing	Initiation	493
Lenawee	Unknown, other or suppressed	under 5 years	Completion	14
Lenawee	Unknown, other or suppressed	under 5 years	Initiation	18
Lenawee	Unknown, other or suppressed	under 5 years	Up-To-Date	9
Livingston	Unknown, other or suppressed	12-15 years	Completion	157
Livingston	Unknown, other or suppressed	12-15 years	Initiation	197
Livingston	Unknown, other or suppressed	12-15 years	Up-To-Date	27
Livingston	Unknown, other or suppressed	16-19 years	Completion	741
Livingston	Unknown, other or suppressed	16-19 years	Initiation	820
Livingston	Unknown, other or suppressed	16-19 years	Up-To-Date	73
Livingston	Unknown, other or suppressed	20-29 years	Completion	2028
Livingston	Unknown, other or suppressed	20-29 years	Initiation	2393
Livingston	Unknown, other or suppressed	20-29 years	Up-To-Date	238
Livingston	Unknown, other or suppressed	30-39 years	Completion	2237
Livingston	Unknown, other or suppressed	30-39 years	Initiation	2564
Livingston	Unknown, other or suppressed	30-39 years	Up-To-Date	265
Livingston	Unknown, other or suppressed	40-49 years	Completion	2381
Livingston	Unknown, other or suppressed	40-49 years	Initiation	2622
Livingston	Unknown, other or suppressed	40-49 years	Up-To-Date	280
Livingston	Unknown, other or suppressed	5-11 years	Completion	191
Livingston	Unknown, other or suppressed	5-11 years	Initiation	233
Livingston	Unknown, other or suppressed	5-11 years	Up-To-Date	33
Livingston	Unknown, other or suppressed	50-64 years	Completion	5468
Livingston	Unknown, other or suppressed	50-64 years	Initiation	5990
Livingston	Unknown, other or suppressed	50-64 years	Up-To-Date	1084
Livingston	Unknown, other or suppressed	65-74 years	Completion	2484
Livingston	Unknown, other or suppressed	65-74 years	Initiation	2760
Livingston	Unknown, other or suppressed	65-74 years	Up-To-Date	884
Livingston	Unknown, other or suppressed	75+ years	Completion	2119
Livingston	Unknown, other or suppressed	75+ years	Initiation	2411
Livingston	Unknown, other or suppressed	75+ years	Up-To-Date	745
Livingston	Unknown, other or suppressed	missing	Completion	864
Livingston	Unknown, other or suppressed	missing	Initiation	870
Livingston	Unknown, other or suppressed	under 5 years	Completion	48
Livingston	Unknown, other or suppressed	under 5 years	Initiation	95
Livingston	Unknown, other or suppressed	under 5 years	Up-To-Date	34
Luce	Unknown, other or suppressed	12-15 years	Completion	8
Luce	Unknown, other or suppressed	12-15 years	Initiation	10
Luce	Unknown, other or suppressed	12-15 years	Up-To-Date	3
Luce	Unknown, other or suppressed	16-19 years	Completion	22
Luce	Unknown, other or suppressed	16-19 years	Initiation	25
Luce	Unknown, other or suppressed	16-19 years	Up-To-Date	2
Luce	Unknown, other or suppressed	20-29 years	Completion	72
Luce	Unknown, other or suppressed	20-29 years	Initiation	80
Luce	Unknown, other or suppressed	20-29 years	Up-To-Date	13
Luce	Unknown, other or suppressed	30-39 years	Completion	116
Luce	Unknown, other or suppressed	30-39 years	Initiation	123
Luce	Unknown, other or suppressed	30-39 years	Up-To-Date	12
Luce	Unknown, other or suppressed	40-49 years	Completion	175
Luce	Unknown, other or suppressed	40-49 years	Initiation	185
Luce	Unknown, other or suppressed	40-49 years	Up-To-Date	19
Luce	Unknown, other or suppressed	5-11 years	Completion	10
Luce	Unknown, other or suppressed	5-11 years	Initiation	10

Luce	Unknown, other or suppressed	5-11 years	Up-To-Date	5
Luce	Unknown, other or suppressed	50-64 years	Completion	397
Luce	Unknown, other or suppressed	50-64 years	Initiation	417
Luce	Unknown, other or suppressed	50-64 years	Up-To-Date	76
Luce	Unknown, other or suppressed	65-74 years	Completion	306
Luce	Unknown, other or suppressed	65-74 years	Initiation	324
Luce	Unknown, other or suppressed	65-74 years	Up-To-Date	111
Luce	Unknown, other or suppressed	75+ years	Completion	210
Luce	Unknown, other or suppressed	75+ years	Initiation	224
Luce	Unknown, other or suppressed	75+ years	Up-To-Date	77
Luce	Unknown, other or suppressed	missing	Completion	10
Luce	Unknown, other or suppressed	missing	Initiation	10
Luce	Unknown, other or suppressed	under 5 years	Completion	2
Luce	Unknown, other or suppressed	under 5 years	Initiation	3
Luce	Unknown, other or suppressed	under 5 years	Up-To-Date	0
Mackinac	Unknown, other or suppressed	12-15 years	Completion	26
Mackinac	Unknown, other or suppressed	12-15 years	Initiation	28
Mackinac	Unknown, other or suppressed	12-15 years	Up-To-Date	10
Mackinac	Unknown, other or suppressed	16-19 years	Completion	60
Mackinac	Unknown, other or suppressed	16-19 years	Initiation	66
Mackinac	Unknown, other or suppressed	16-19 years	Up-To-Date	12
Mackinac	Unknown, other or suppressed	20-29 years	Completion	294
Mackinac	Unknown, other or suppressed	20-29 years	Initiation	329
Mackinac	Unknown, other or suppressed	20-29 years	Up-To-Date	17
Mackinac	Unknown, other or suppressed	30-39 years	Completion	300
Mackinac	Unknown, other or suppressed	30-39 years	Initiation	326
Mackinac	Unknown, other or suppressed	30-39 years	Up-To-Date	31
Mackinac	Unknown, other or suppressed	40-49 years	Completion	402
Mackinac	Unknown, other or suppressed	40-49 years	Initiation	427
Mackinac	Unknown, other or suppressed	40-49 years	Up-To-Date	43
Mackinac	Unknown, other or suppressed	5-11 years	Completion	16
Mackinac	Unknown, other or suppressed	5-11 years	Initiation	19
Mackinac	Unknown, other or suppressed	5-11 years	Up-To-Date	11
Mackinac	Unknown, other or suppressed	50-64 years	Completion	900
Mackinac	Unknown, other or suppressed	50-64 years	Initiation	953
Mackinac	Unknown, other or suppressed	50-64 years	Up-To-Date	207
Mackinac	Unknown, other or suppressed	65-74 years	Completion	663
Mackinac	Unknown, other or suppressed	65-74 years	Initiation	707
Mackinac	Unknown, other or suppressed	65-74 years	Up-To-Date	267
Mackinac	Unknown, other or suppressed	75+ years	Completion	453
Mackinac	Unknown, other or suppressed	75+ years	Initiation	487
Mackinac	Unknown, other or suppressed	75+ years	Up-To-Date	168
Mackinac	Unknown, other or suppressed	missing	Completion	75
Mackinac	Unknown, other or suppressed	missing	Initiation	76
Mackinac	Unknown, other or suppressed	under 5 years	Completion	5
Mackinac	Unknown, other or suppressed	under 5 years	Initiation	9
Mackinac	Unknown, other or suppressed	under 5 years	Up-To-Date	1
Macomb	Unknown, other or suppressed	12-15 years	Completion	1381
Macomb	Unknown, other or suppressed	12-15 years	Initiation	1555
Macomb	Unknown, other or suppressed	12-15 years	Up-To-Date	128
Macomb	Unknown, other or suppressed	16-19 years	Completion	3037
Macomb	Unknown, other or suppressed	16-19 years	Initiation	3416
Macomb	Unknown, other or suppressed	16-19 years	Up-To-Date	238
Macomb	Unknown, other or suppressed	20-29 years	Completion	11743
Macomb	Unknown, other or suppressed	20-29 years	Initiation	13534
Macomb	Unknown, other or suppressed	20-29 years	Up-To-Date	891
Macomb	Unknown, other or suppressed	30-39 years	Completion	13111
Macomb	Unknown, other or suppressed	30-39 years	Initiation	14963
Macomb	Unknown, other or suppressed	30-39 years	Up-To-Date	1131
Macomb	Unknown, other or suppressed	40-49 years	Completion	12309
Macomb	Unknown, other or suppressed	40-49 years	Initiation	13919
Macomb	Unknown, other or suppressed	40-49 years	Up-To-Date	1249
Macomb	Unknown, other or suppressed	5-11 years	Completion	985
Macomb	Unknown, other or suppressed	5-11 years	Initiation	1171

Macomb	Unknown, other or suppressed	5-11 years	Up-To-Date	85
Macomb	Unknown, other or suppressed	50-64 years	Completion	21696
Macomb	Unknown, other or suppressed	50-64 years	Initiation	24226
Macomb	Unknown, other or suppressed	50-64 years	Up-To-Date	3594
Macomb	Unknown, other or suppressed	65-74 years	Completion	10854
Macomb	Unknown, other or suppressed	65-74 years	Initiation	11926
Macomb	Unknown, other or suppressed	65-74 years	Up-To-Date	3476
Macomb	Unknown, other or suppressed	75+ years	Completion	8817
Macomb	Unknown, other or suppressed	75+ years	Initiation	9882
Macomb	Unknown, other or suppressed	75+ years	Up-To-Date	2649
Macomb	Unknown, other or suppressed	missing	Completion	2343
Macomb	Unknown, other or suppressed	missing	Initiation	2381
Macomb	Unknown, other or suppressed	under 5 years	Completion	165
Macomb	Unknown, other or suppressed	under 5 years	Initiation	377
Macomb	Unknown, other or suppressed	under 5 years	Up-To-Date	121
Manistee	Unknown, other or suppressed	12-15 years	Completion	33
Manistee	Unknown, other or suppressed	12-15 years	Initiation	36
Manistee	Unknown, other or suppressed	12-15 years	Up-To-Date	10
Manistee	Unknown, other or suppressed	16-19 years	Completion	68
Manistee	Unknown, other or suppressed	16-19 years	Initiation	81
Manistee	Unknown, other or suppressed	16-19 years	Up-To-Date	8
Manistee	Unknown, other or suppressed	20-29 years	Completion	159
Manistee	Unknown, other or suppressed	20-29 years	Initiation	184
Manistee	Unknown, other or suppressed	20-29 years	Up-To-Date	23
Manistee	Unknown, other or suppressed	30-39 years	Completion	196
Manistee	Unknown, other or suppressed	30-39 years	Initiation	213
Manistee	Unknown, other or suppressed	30-39 years	Up-To-Date	37
Manistee	Unknown, other or suppressed	40-49 years	Completion	210
Manistee	Unknown, other or suppressed	40-49 years	Initiation	229
Manistee	Unknown, other or suppressed	40-49 years	Up-To-Date	37
Manistee	Unknown, other or suppressed	5-11 years	Completion	21
Manistee	Unknown, other or suppressed	5-11 years	Initiation	23
Manistee	Unknown, other or suppressed	5-11 years	Up-To-Date	5
Manistee	Unknown, other or suppressed	50-64 years	Completion	414
Manistee	Unknown, other or suppressed	50-64 years	Initiation	463
Manistee	Unknown, other or suppressed	50-64 years	Up-To-Date	113
Manistee	Unknown, other or suppressed	65-74 years	Completion	321
Manistee	Unknown, other or suppressed	65-74 years	Initiation	347
Manistee	Unknown, other or suppressed	65-74 years	Up-To-Date	134
Manistee	Unknown, other or suppressed	75+ years	Completion	338
Manistee	Unknown, other or suppressed	75+ years	Initiation	381
Manistee	Unknown, other or suppressed	75+ years	Up-To-Date	136
Manistee	Unknown, other or suppressed	missing	Completion	136
Manistee	Unknown, other or suppressed	missing	Initiation	137
Manistee	Unknown, other or suppressed	under 5 years	Completion	14
Manistee	Unknown, other or suppressed	under 5 years	Initiation	7
Manistee	Unknown, other or suppressed	under 5 years	Up-To-Date	5
Marquette	Unknown, other or suppressed	12-15 years	Completion	88
Marquette	Unknown, other or suppressed	12-15 years	Initiation	100
Marquette	Unknown, other or suppressed	12-15 years	Up-To-Date	36
Marquette	Unknown, other or suppressed	16-19 years	Completion	172
Marquette	Unknown, other or suppressed	16-19 years	Initiation	205
Marquette	Unknown, other or suppressed	16-19 years	Up-To-Date	51
Marquette	Unknown, other or suppressed	20-29 years	Completion	1011
Marquette	Unknown, other or suppressed	20-29 years	Initiation	1152
Marquette	Unknown, other or suppressed	20-29 years	Up-To-Date	129
Marquette	Unknown, other or suppressed	30-39 years	Completion	973
Marquette	Unknown, other or suppressed	30-39 years	Initiation	1095
Marquette	Unknown, other or suppressed	30-39 years	Up-To-Date	120
Marquette	Unknown, other or suppressed	40-49 years	Completion	918
Marquette	Unknown, other or suppressed	40-49 years	Initiation	1013
Marquette	Unknown, other or suppressed	40-49 years	Up-To-Date	171
Marquette	Unknown, other or suppressed	5-11 years	Completion	114
Marquette	Unknown, other or suppressed	5-11 years	Initiation	129

Marquette	Unknown, other or suppressed	5-11 years	Up-To-Date	45
Marquette	Unknown, other or suppressed	50-64 years	Completion	1659
Marquette	Unknown, other or suppressed	50-64 years	Initiation	1796
Marquette	Unknown, other or suppressed	50-64 years	Up-To-Date	465
Marquette	Unknown, other or suppressed	65-74 years	Completion	1070
Marquette	Unknown, other or suppressed	65-74 years	Initiation	1172
Marquette	Unknown, other or suppressed	65-74 years	Up-To-Date	523
Marquette	Unknown, other or suppressed	75+ years	Completion	816
Marquette	Unknown, other or suppressed	75+ years	Initiation	921
Marquette	Unknown, other or suppressed	75+ years	Up-To-Date	394
Marquette	Unknown, other or suppressed	missing	Completion	508
Marquette	Unknown, other or suppressed	missing	Initiation	512
Marquette	Unknown, other or suppressed	under 5 years	Completion	57
Marquette	Unknown, other or suppressed	under 5 years	Initiation	80
Marquette	Unknown, other or suppressed	under 5 years	Up-To-Date	51
Mason	Unknown, other or suppressed	12-15 years	Completion	35
Mason	Unknown, other or suppressed	12-15 years	Initiation	41
Mason	Unknown, other or suppressed	12-15 years	Up-To-Date	15
Mason	Unknown, other or suppressed	16-19 years	Completion	70
Mason	Unknown, other or suppressed	16-19 years	Initiation	81
Mason	Unknown, other or suppressed	16-19 years	Up-To-Date	13
Mason	Unknown, other or suppressed	20-29 years	Completion	193
Mason	Unknown, other or suppressed	20-29 years	Initiation	228
Mason	Unknown, other or suppressed	20-29 years	Up-To-Date	23
Mason	Unknown, other or suppressed	30-39 years	Completion	233
Mason	Unknown, other or suppressed	30-39 years	Initiation	274
Mason	Unknown, other or suppressed	30-39 years	Up-To-Date	39
Mason	Unknown, other or suppressed	40-49 years	Completion	219
Mason	Unknown, other or suppressed	40-49 years	Initiation	253
Mason	Unknown, other or suppressed	40-49 years	Up-To-Date	30
Mason	Unknown, other or suppressed	5-11 years	Completion	22
Mason	Unknown, other or suppressed	5-11 years	Initiation	25
Mason	Unknown, other or suppressed	5-11 years	Up-To-Date	6
Mason	Unknown, other or suppressed	50-64 years	Completion	429
Mason	Unknown, other or suppressed	50-64 years	Initiation	480
Mason	Unknown, other or suppressed	50-64 years	Up-To-Date	142
Mason	Unknown, other or suppressed	65-74 years	Completion	378
Mason	Unknown, other or suppressed	65-74 years	Initiation	427
Mason	Unknown, other or suppressed	65-74 years	Up-To-Date	199
Mason	Unknown, other or suppressed	75+ years	Completion	330
Mason	Unknown, other or suppressed	75+ years	Initiation	375
Mason	Unknown, other or suppressed	75+ years	Up-To-Date	156
Mason	Unknown, other or suppressed	missing	Completion	131
Mason	Unknown, other or suppressed	missing	Initiation	131
Mason	Unknown, other or suppressed	under 5 years	Completion	11
Mason	Unknown, other or suppressed	under 5 years	Initiation	9
Mason	Unknown, other or suppressed	under 5 years	Up-To-Date	10
Mecosta	Unknown, other or suppressed	12-15 years	Completion	28
Mecosta	Unknown, other or suppressed	12-15 years	Initiation	38
Mecosta	Unknown, other or suppressed	12-15 years	Up-To-Date	10
Mecosta	Unknown, other or suppressed	16-19 years	Completion	61
Mecosta	Unknown, other or suppressed	16-19 years	Initiation	79
Mecosta	Unknown, other or suppressed	16-19 years	Up-To-Date	13
Mecosta	Unknown, other or suppressed	20-29 years	Completion	255
Mecosta	Unknown, other or suppressed	20-29 years	Initiation	301
Mecosta	Unknown, other or suppressed	20-29 years	Up-To-Date	32
Mecosta	Unknown, other or suppressed	30-39 years	Completion	260
Mecosta	Unknown, other or suppressed	30-39 years	Initiation	291
Mecosta	Unknown, other or suppressed	30-39 years	Up-To-Date	33
Mecosta	Unknown, other or suppressed	40-49 years	Completion	228
Mecosta	Unknown, other or suppressed	40-49 years	Initiation	263
Mecosta	Unknown, other or suppressed	40-49 years	Up-To-Date	46
Mecosta	Unknown, other or suppressed	5-11 years	Completion	46
Mecosta	Unknown, other or suppressed	5-11 years	Initiation	41

Mecosta	Unknown, other or suppressed	5-11 years	Up-To-Date	15
Mecosta	Unknown, other or suppressed	50-64 years	Completion	511
Mecosta	Unknown, other or suppressed	50-64 years	Initiation	571
Mecosta	Unknown, other or suppressed	50-64 years	Up-To-Date	167
Mecosta	Unknown, other or suppressed	65-74 years	Completion	444
Mecosta	Unknown, other or suppressed	65-74 years	Initiation	500
Mecosta	Unknown, other or suppressed	65-74 years	Up-To-Date	213
Mecosta	Unknown, other or suppressed	75+ years	Completion	397
Mecosta	Unknown, other or suppressed	75+ years	Initiation	452
Mecosta	Unknown, other or suppressed	75+ years	Up-To-Date	176
Mecosta	Unknown, other or suppressed	missing	Completion	154
Mecosta	Unknown, other or suppressed	missing	Initiation	155
Mecosta	Unknown, other or suppressed	under 5 years	Completion	15
Mecosta	Unknown, other or suppressed	under 5 years	Initiation	18
Mecosta	Unknown, other or suppressed	under 5 years	Up-To-Date	8
Menominee	Unknown, other or suppressed	12-15 years	Completion	117
Menominee	Unknown, other or suppressed	12-15 years	Initiation	129
Menominee	Unknown, other or suppressed	12-15 years	Up-To-Date	7
Menominee	Unknown, other or suppressed	16-19 years	Completion	142
Menominee	Unknown, other or suppressed	16-19 years	Initiation	158
Menominee	Unknown, other or suppressed	16-19 years	Up-To-Date	5
Menominee	Unknown, other or suppressed	20-29 years	Completion	302
Menominee	Unknown, other or suppressed	20-29 years	Initiation	342
Menominee	Unknown, other or suppressed	20-29 years	Up-To-Date	17
Menominee	Unknown, other or suppressed	30-39 years	Completion	447
Menominee	Unknown, other or suppressed	30-39 years	Initiation	490
Menominee	Unknown, other or suppressed	30-39 years	Up-To-Date	28
Menominee	Unknown, other or suppressed	40-49 years	Completion	528
Menominee	Unknown, other or suppressed	40-49 years	Initiation	561
Menominee	Unknown, other or suppressed	40-49 years	Up-To-Date	28
Menominee	Unknown, other or suppressed	5-11 years	Completion	85
Menominee	Unknown, other or suppressed	5-11 years	Initiation	99
Menominee	Unknown, other or suppressed	5-11 years	Up-To-Date	9
Menominee	Unknown, other or suppressed	50-64 years	Completion	1467
Menominee	Unknown, other or suppressed	50-64 years	Initiation	1565
Menominee	Unknown, other or suppressed	50-64 years	Up-To-Date	187
Menominee	Unknown, other or suppressed	65-74 years	Completion	981
Menominee	Unknown, other or suppressed	65-74 years	Initiation	1052
Menominee	Unknown, other or suppressed	65-74 years	Up-To-Date	251
Menominee	Unknown, other or suppressed	75+ years	Completion	771
Menominee	Unknown, other or suppressed	75+ years	Initiation	854
Menominee	Unknown, other or suppressed	75+ years	Up-To-Date	172
Menominee	Unknown, other or suppressed	missing	Completion	93
Menominee	Unknown, other or suppressed	missing	Initiation	97
Menominee	Unknown, other or suppressed	under 5 years	Completion	13
Menominee	Unknown, other or suppressed	under 5 years	Initiation	25
Menominee	Unknown, other or suppressed	under 5 years	Up-To-Date	6
Midland	Unknown, other or suppressed	12-15 years	Completion	148
Midland	Unknown, other or suppressed	12-15 years	Initiation	172
Midland	Unknown, other or suppressed	12-15 years	Up-To-Date	22
Midland	Unknown, other or suppressed	16-19 years	Completion	499
Midland	Unknown, other or suppressed	16-19 years	Initiation	555
Midland	Unknown, other or suppressed	16-19 years	Up-To-Date	74
Midland	Unknown, other or suppressed	20-29 years	Completion	1369
Midland	Unknown, other or suppressed	20-29 years	Initiation	1552
Midland	Unknown, other or suppressed	20-29 years	Up-To-Date	165
Midland	Unknown, other or suppressed	30-39 years	Completion	1879
Midland	Unknown, other or suppressed	30-39 years	Initiation	2050
Midland	Unknown, other or suppressed	30-39 years	Up-To-Date	292
Midland	Unknown, other or suppressed	40-49 years	Completion	1955
Midland	Unknown, other or suppressed	40-49 years	Initiation	2077
Midland	Unknown, other or suppressed	40-49 years	Up-To-Date	358
Midland	Unknown, other or suppressed	5-11 years	Completion	285
Midland	Unknown, other or suppressed	5-11 years	Initiation	319

Midland	Unknown, other or suppressed	5-11 years	Up-To-Date	38
Midland	Unknown, other or suppressed	50-64 years	Completion	4098
Midland	Unknown, other or suppressed	50-64 years	Initiation	4333
Midland	Unknown, other or suppressed	50-64 years	Up-To-Date	1112
Midland	Unknown, other or suppressed	65-74 years	Completion	2307
Midland	Unknown, other or suppressed	65-74 years	Initiation	2413
Midland	Unknown, other or suppressed	65-74 years	Up-To-Date	964
Midland	Unknown, other or suppressed	75+ years	Completion	2309
Midland	Unknown, other or suppressed	75+ years	Initiation	2477
Midland	Unknown, other or suppressed	75+ years	Up-To-Date	945
Midland	Unknown, other or suppressed	missing	Completion	371
Midland	Unknown, other or suppressed	missing	Initiation	374
Midland	Unknown, other or suppressed	under 5 years	Completion	90
Midland	Unknown, other or suppressed	under 5 years	Initiation	105
Midland	Unknown, other or suppressed	under 5 years	Up-To-Date	35
Missaukee	Unknown, other or suppressed	12-15 years	Completion	17
Missaukee	Unknown, other or suppressed	12-15 years	Initiation	18
Missaukee	Unknown, other or suppressed	12-15 years	Up-To-Date	11
Missaukee	Unknown, other or suppressed	16-19 years	Completion	42
Missaukee	Unknown, other or suppressed	16-19 years	Initiation	47
Missaukee	Unknown, other or suppressed	16-19 years	Up-To-Date	1
Missaukee	Unknown, other or suppressed	20-29 years	Completion	75
Missaukee	Unknown, other or suppressed	20-29 years	Initiation	88
Missaukee	Unknown, other or suppressed	20-29 years	Up-To-Date	6
Missaukee	Unknown, other or suppressed	30-39 years	Completion	95
Missaukee	Unknown, other or suppressed	30-39 years	Initiation	103
Missaukee	Unknown, other or suppressed	30-39 years	Up-To-Date	7
Missaukee	Unknown, other or suppressed	40-49 years	Completion	138
Missaukee	Unknown, other or suppressed	40-49 years	Initiation	152
Missaukee	Unknown, other or suppressed	40-49 years	Up-To-Date	14
Missaukee	Unknown, other or suppressed	5-11 years	Completion	16
Missaukee	Unknown, other or suppressed	5-11 years	Initiation	21
Missaukee	Unknown, other or suppressed	5-11 years	Up-To-Date	1
Missaukee	Unknown, other or suppressed	50-64 years	Completion	279
Missaukee	Unknown, other or suppressed	50-64 years	Initiation	304
Missaukee	Unknown, other or suppressed	50-64 years	Up-To-Date	44
Missaukee	Unknown, other or suppressed	65-74 years	Completion	197
Missaukee	Unknown, other or suppressed	65-74 years	Initiation	208
Missaukee	Unknown, other or suppressed	65-74 years	Up-To-Date	72
Missaukee	Unknown, other or suppressed	75+ years	Completion	205
Missaukee	Unknown, other or suppressed	75+ years	Initiation	217
Missaukee	Unknown, other or suppressed	75+ years	Up-To-Date	74
Missaukee	Unknown, other or suppressed	missing	Completion	39
Missaukee	Unknown, other or suppressed	missing	Initiation	39
Missaukee	Unknown, other or suppressed	under 5 years	Completion	1
Missaukee	Unknown, other or suppressed	under 5 years	Initiation	2
Missaukee	Unknown, other or suppressed	under 5 years	Up-To-Date	10
Monroe	Unknown, other or suppressed	12-15 years	Completion	173
Monroe	Unknown, other or suppressed	12-15 years	Initiation	207
Monroe	Unknown, other or suppressed	12-15 years	Up-To-Date	32
Monroe	Unknown, other or suppressed	16-19 years	Completion	315
Monroe	Unknown, other or suppressed	16-19 years	Initiation	395
Monroe	Unknown, other or suppressed	16-19 years	Up-To-Date	38
Monroe	Unknown, other or suppressed	20-29 years	Completion	1006
Monroe	Unknown, other or suppressed	20-29 years	Initiation	1309
Monroe	Unknown, other or suppressed	20-29 years	Up-To-Date	90
Monroe	Unknown, other or suppressed	30-39 years	Completion	1072
Monroe	Unknown, other or suppressed	30-39 years	Initiation	1353
Monroe	Unknown, other or suppressed	30-39 years	Up-To-Date	106
Monroe	Unknown, other or suppressed	40-49 years	Completion	1101
Monroe	Unknown, other or suppressed	40-49 years	Initiation	1382
Monroe	Unknown, other or suppressed	40-49 years	Up-To-Date	156
Monroe	Unknown, other or suppressed	5-11 years	Completion	158
Monroe	Unknown, other or suppressed	5-11 years	Initiation	204

Monroe	Unknown, other or suppressed	5-11 years	Up-To-Date	29
Monroe	Unknown, other or suppressed	50-64 years	Completion	2413
Monroe	Unknown, other or suppressed	50-64 years	Initiation	3023
Monroe	Unknown, other or suppressed	50-64 years	Up-To-Date	572
Monroe	Unknown, other or suppressed	65-74 years	Completion	1307
Monroe	Unknown, other or suppressed	65-74 years	Initiation	1627
Monroe	Unknown, other or suppressed	65-74 years	Up-To-Date	584
Monroe	Unknown, other or suppressed	75+ years	Completion	1088
Monroe	Unknown, other or suppressed	75+ years	Initiation	1381
Monroe	Unknown, other or suppressed	75+ years	Up-To-Date	479
Monroe	Unknown, other or suppressed	missing	Completion	1037
Monroe	Unknown, other or suppressed	missing	Initiation	1043
Monroe	Unknown, other or suppressed	under 5 years	Completion	26
Monroe	Unknown, other or suppressed	under 5 years	Initiation	45
Monroe	Unknown, other or suppressed	under 5 years	Up-To-Date	12
Montcalm	Unknown, other or suppressed	12-15 years	Completion	44
Montcalm	Unknown, other or suppressed	12-15 years	Initiation	50
Montcalm	Unknown, other or suppressed	12-15 years	Up-To-Date	16
Montcalm	Unknown, other or suppressed	16-19 years	Completion	130
Montcalm	Unknown, other or suppressed	16-19 years	Initiation	154
Montcalm	Unknown, other or suppressed	16-19 years	Up-To-Date	25
Montcalm	Unknown, other or suppressed	20-29 years	Completion	384
Montcalm	Unknown, other or suppressed	20-29 years	Initiation	445
Montcalm	Unknown, other or suppressed	20-29 years	Up-To-Date	37
Montcalm	Unknown, other or suppressed	30-39 years	Completion	475
Montcalm	Unknown, other or suppressed	30-39 years	Initiation	536
Montcalm	Unknown, other or suppressed	30-39 years	Up-To-Date	44
Montcalm	Unknown, other or suppressed	40-49 years	Completion	566
Montcalm	Unknown, other or suppressed	40-49 years	Initiation	626
Montcalm	Unknown, other or suppressed	40-49 years	Up-To-Date	80
Montcalm	Unknown, other or suppressed	5-11 years	Completion	39
Montcalm	Unknown, other or suppressed	5-11 years	Initiation	42
Montcalm	Unknown, other or suppressed	5-11 years	Up-To-Date	15
Montcalm	Unknown, other or suppressed	50-64 years	Completion	1048
Montcalm	Unknown, other or suppressed	50-64 years	Initiation	1141
Montcalm	Unknown, other or suppressed	50-64 years	Up-To-Date	206
Montcalm	Unknown, other or suppressed	65-74 years	Completion	658
Montcalm	Unknown, other or suppressed	65-74 years	Initiation	711
Montcalm	Unknown, other or suppressed	65-74 years	Up-To-Date	278
Montcalm	Unknown, other or suppressed	75+ years	Completion	528
Montcalm	Unknown, other or suppressed	75+ years	Initiation	595
Montcalm	Unknown, other or suppressed	75+ years	Up-To-Date	220
Montcalm	Unknown, other or suppressed	missing	Completion	166
Montcalm	Unknown, other or suppressed	missing	Initiation	168
Montcalm	Unknown, other or suppressed	under 5 years	Completion	17
Montcalm	Unknown, other or suppressed	under 5 years	Initiation	19
Montcalm	Unknown, other or suppressed	under 5 years	Up-To-Date	9
Montmorency	Unknown, other or suppressed	12-15 years	Completion	9
Montmorency	Unknown, other or suppressed	12-15 years	Initiation	10
Montmorency	Unknown, other or suppressed	12-15 years	Up-To-Date	0
Montmorency	Unknown, other or suppressed	16-19 years	Completion	16
Montmorency	Unknown, other or suppressed	16-19 years	Initiation	18
Montmorency	Unknown, other or suppressed	16-19 years	Up-To-Date	4
Montmorency	Unknown, other or suppressed	20-29 years	Completion	38
Montmorency	Unknown, other or suppressed	20-29 years	Initiation	44
Montmorency	Unknown, other or suppressed	20-29 years	Up-To-Date	4
Montmorency	Unknown, other or suppressed	30-39 years	Completion	76
Montmorency	Unknown, other or suppressed	30-39 years	Initiation	82
Montmorency	Unknown, other or suppressed	30-39 years	Up-To-Date	6
Montmorency	Unknown, other or suppressed	40-49 years	Completion	100
Montmorency	Unknown, other or suppressed	40-49 years	Initiation	111
Montmorency	Unknown, other or suppressed	40-49 years	Up-To-Date	14
Montmorency	Unknown, other or suppressed	5-11 years	Completion	8
Montmorency	Unknown, other or suppressed	5-11 years	Initiation	10

Montmorency	Unknown, other or suppressed	5-11 years	Up-To-Date	8
Montmorency	Unknown, other or suppressed	50-64 years	Completion	284
Montmorency	Unknown, other or suppressed	50-64 years	Initiation	312
Montmorency	Unknown, other or suppressed	50-64 years	Up-To-Date	49
Montmorency	Unknown, other or suppressed	65-74 years	Completion	286
Montmorency	Unknown, other or suppressed	65-74 years	Initiation	304
Montmorency	Unknown, other or suppressed	65-74 years	Up-To-Date	94
Montmorency	Unknown, other or suppressed	75+ years	Completion	174
Montmorency	Unknown, other or suppressed	75+ years	Initiation	200
Montmorency	Unknown, other or suppressed	75+ years	Up-To-Date	62
Montmorency	Unknown, other or suppressed	missing	Completion	57
Montmorency	Unknown, other or suppressed	missing	Initiation	57
Montmorency	Unknown, other or suppressed	under 5 years	Completion	3
Montmorency	Unknown, other or suppressed	under 5 years	Initiation	9
Montmorency	Unknown, other or suppressed	under 5 years	Up-To-Date	1
Muskegon	Unknown, other or suppressed	12-15 years	Completion	129
Muskegon	Unknown, other or suppressed	12-15 years	Initiation	150
Muskegon	Unknown, other or suppressed	12-15 years	Up-To-Date	34
Muskegon	Unknown, other or suppressed	16-19 years	Completion	382
Muskegon	Unknown, other or suppressed	16-19 years	Initiation	432
Muskegon	Unknown, other or suppressed	16-19 years	Up-To-Date	46
Muskegon	Unknown, other or suppressed	20-29 years	Completion	1207
Muskegon	Unknown, other or suppressed	20-29 years	Initiation	1402
Muskegon	Unknown, other or suppressed	20-29 years	Up-To-Date	115
Muskegon	Unknown, other or suppressed	30-39 years	Completion	1570
Muskegon	Unknown, other or suppressed	30-39 years	Initiation	1797
Muskegon	Unknown, other or suppressed	30-39 years	Up-To-Date	206
Muskegon	Unknown, other or suppressed	40-49 years	Completion	1788
Muskegon	Unknown, other or suppressed	40-49 years	Initiation	1940
Muskegon	Unknown, other or suppressed	40-49 years	Up-To-Date	258
Muskegon	Unknown, other or suppressed	5-11 years	Completion	114
Muskegon	Unknown, other or suppressed	5-11 years	Initiation	129
Muskegon	Unknown, other or suppressed	5-11 years	Up-To-Date	26
Muskegon	Unknown, other or suppressed	50-64 years	Completion	3237
Muskegon	Unknown, other or suppressed	50-64 years	Initiation	3536
Muskegon	Unknown, other or suppressed	50-64 years	Up-To-Date	886
Muskegon	Unknown, other or suppressed	65-74 years	Completion	1904
Muskegon	Unknown, other or suppressed	65-74 years	Initiation	2064
Muskegon	Unknown, other or suppressed	65-74 years	Up-To-Date	950
Muskegon	Unknown, other or suppressed	75+ years	Completion	1645
Muskegon	Unknown, other or suppressed	75+ years	Initiation	1821
Muskegon	Unknown, other or suppressed	75+ years	Up-To-Date	706
Muskegon	Unknown, other or suppressed	missing	Completion	566
Muskegon	Unknown, other or suppressed	missing	Initiation	572
Muskegon	Unknown, other or suppressed	under 5 years	Completion	27
Muskegon	Unknown, other or suppressed	under 5 years	Initiation	54
Muskegon	Unknown, other or suppressed	under 5 years	Up-To-Date	32
Newaygo	Unknown, other or suppressed	12-15 years	Completion	30
Newaygo	Unknown, other or suppressed	12-15 years	Initiation	37
Newaygo	Unknown, other or suppressed	12-15 years	Up-To-Date	10
Newaygo	Unknown, other or suppressed	16-19 years	Completion	65
Newaygo	Unknown, other or suppressed	16-19 years	Initiation	85
Newaygo	Unknown, other or suppressed	16-19 years	Up-To-Date	8
Newaygo	Unknown, other or suppressed	20-29 years	Completion	262
Newaygo	Unknown, other or suppressed	20-29 years	Initiation	305
Newaygo	Unknown, other or suppressed	20-29 years	Up-To-Date	23
Newaygo	Unknown, other or suppressed	30-39 years	Completion	233
Newaygo	Unknown, other or suppressed	30-39 years	Initiation	268
Newaygo	Unknown, other or suppressed	30-39 years	Up-To-Date	28
Newaygo	Unknown, other or suppressed	40-49 years	Completion	276
Newaygo	Unknown, other or suppressed	40-49 years	Initiation	304
Newaygo	Unknown, other or suppressed	40-49 years	Up-To-Date	28
Newaygo	Unknown, other or suppressed	5-11 years	Completion	25
Newaygo	Unknown, other or suppressed	5-11 years	Initiation	33

Newaygo	Unknown, other or suppressed	5-11 years	Up-To-Date	12
Newaygo	Unknown, other or suppressed	50-64 years	Completion	540
Newaygo	Unknown, other or suppressed	50-64 years	Initiation	593
Newaygo	Unknown, other or suppressed	50-64 years	Up-To-Date	131
Newaygo	Unknown, other or suppressed	65-74 years	Completion	499
Newaygo	Unknown, other or suppressed	65-74 years	Initiation	537
Newaygo	Unknown, other or suppressed	65-74 years	Up-To-Date	239
Newaygo	Unknown, other or suppressed	75+ years	Completion	437
Newaygo	Unknown, other or suppressed	75+ years	Initiation	483
Newaygo	Unknown, other or suppressed	75+ years	Up-To-Date	173
Newaygo	Unknown, other or suppressed	missing	Completion	133
Newaygo	Unknown, other or suppressed	missing	Initiation	134
Newaygo	Unknown, other or suppressed	under 5 years	Completion	8
Newaygo	Unknown, other or suppressed	under 5 years	Initiation	14
Newaygo	Unknown, other or suppressed	under 5 years	Up-To-Date	7
No County	Unknown, other or suppressed	12-15 years	Completion	86
No County	Unknown, other or suppressed	12-15 years	Initiation	128
No County	Unknown, other or suppressed	12-15 years	Up-To-Date	12
No County	Unknown, other or suppressed	16-19 years	Completion	186
No County	Unknown, other or suppressed	16-19 years	Initiation	305
No County	Unknown, other or suppressed	16-19 years	Up-To-Date	8
No County	Unknown, other or suppressed	20-29 years	Completion	920
No County	Unknown, other or suppressed	20-29 years	Initiation	1280
No County	Unknown, other or suppressed	20-29 years	Up-To-Date	60
No County	Unknown, other or suppressed	30-39 years	Completion	895
No County	Unknown, other or suppressed	30-39 years	Initiation	1220
No County	Unknown, other or suppressed	30-39 years	Up-To-Date	68
No County	Unknown, other or suppressed	40-49 years	Completion	1067
No County	Unknown, other or suppressed	40-49 years	Initiation	1428
No County	Unknown, other or suppressed	40-49 years	Up-To-Date	75
No County	Unknown, other or suppressed	5-11 years	Completion	92
No County	Unknown, other or suppressed	5-11 years	Initiation	146
No County	Unknown, other or suppressed	5-11 years	Up-To-Date	11
No County	Unknown, other or suppressed	50-64 years	Completion	1691
No County	Unknown, other or suppressed	50-64 years	Initiation	2256
No County	Unknown, other or suppressed	50-64 years	Up-To-Date	213
No County	Unknown, other or suppressed	65-74 years	Completion	652
No County	Unknown, other or suppressed	65-74 years	Initiation	874
No County	Unknown, other or suppressed	65-74 years	Up-To-Date	153
No County	Unknown, other or suppressed	75+ years	Completion	357
No County	Unknown, other or suppressed	75+ years	Initiation	526
No County	Unknown, other or suppressed	75+ years	Up-To-Date	94
No County	Unknown, other or suppressed	missing	Completion	260
No County	Unknown, other or suppressed	missing	Initiation	278
No County	Unknown, other or suppressed	under 5 years	Completion	11
No County	Unknown, other or suppressed	under 5 years	Initiation	32
No County	Unknown, other or suppressed	under 5 years	Up-To-Date	4
Oakland	Unknown, other or suppressed	12-15 years	Completion	3713
Oakland	Unknown, other or suppressed	12-15 years	Initiation	4208
Oakland	Unknown, other or suppressed	12-15 years	Up-To-Date	709
Oakland	Unknown, other or suppressed	16-19 years	Completion	7517
Oakland	Unknown, other or suppressed	16-19 years	Initiation	8497
Oakland	Unknown, other or suppressed	16-19 years	Up-To-Date	929
Oakland	Unknown, other or suppressed	20-29 years	Completion	24477
Oakland	Unknown, other or suppressed	20-29 years	Initiation	29107
Oakland	Unknown, other or suppressed	20-29 years	Up-To-Date	2828
Oakland	Unknown, other or suppressed	30-39 years	Completion	28557
Oakland	Unknown, other or suppressed	30-39 years	Initiation	33220
Oakland	Unknown, other or suppressed	30-39 years	Up-To-Date	4424
Oakland	Unknown, other or suppressed	40-49 years	Completion	26345
Oakland	Unknown, other or suppressed	40-49 years	Initiation	29898
Oakland	Unknown, other or suppressed	40-49 years	Up-To-Date	4369
Oakland	Unknown, other or suppressed	5-11 years	Completion	4773
Oakland	Unknown, other or suppressed	5-11 years	Initiation	5481

Oakland	Unknown, other or suppressed	5-11 years	Up-To-Date	759
Oakland	Unknown, other or suppressed	50-64 years	Completion	47236
Oakland	Unknown, other or suppressed	50-64 years	Initiation	52611
Oakland	Unknown, other or suppressed	50-64 years	Up-To-Date	11095
Oakland	Unknown, other or suppressed	65-74 years	Completion	25026
Oakland	Unknown, other or suppressed	65-74 years	Initiation	27602
Oakland	Unknown, other or suppressed	65-74 years	Up-To-Date	9904
Oakland	Unknown, other or suppressed	75+ years	Completion	20633
Oakland	Unknown, other or suppressed	75+ years	Initiation	23177
Oakland	Unknown, other or suppressed	75+ years	Up-To-Date	7627
Oakland	Unknown, other or suppressed	missing	Completion	7991
Oakland	Unknown, other or suppressed	missing	Initiation	8077
Oakland	Unknown, other or suppressed	under 5 years	Completion	1441
Oakland	Unknown, other or suppressed	under 5 years	Initiation	2504
Oakland	Unknown, other or suppressed	under 5 years	Up-To-Date	952
Oceana	Unknown, other or suppressed	12-15 years	Completion	24
Oceana	Unknown, other or suppressed	12-15 years	Initiation	27
Oceana	Unknown, other or suppressed	12-15 years	Up-To-Date	2
Oceana	Unknown, other or suppressed	16-19 years	Completion	51
Oceana	Unknown, other or suppressed	16-19 years	Initiation	60
Oceana	Unknown, other or suppressed	16-19 years	Up-To-Date	1
Oceana	Unknown, other or suppressed	20-29 years	Completion	127
Oceana	Unknown, other or suppressed	20-29 years	Initiation	148
Oceana	Unknown, other or suppressed	20-29 years	Up-To-Date	10
Oceana	Unknown, other or suppressed	30-39 years	Completion	158
Oceana	Unknown, other or suppressed	30-39 years	Initiation	178
Oceana	Unknown, other or suppressed	30-39 years	Up-To-Date	15
Oceana	Unknown, other or suppressed	40-49 years	Completion	163
Oceana	Unknown, other or suppressed	40-49 years	Initiation	187
Oceana	Unknown, other or suppressed	40-49 years	Up-To-Date	22
Oceana	Unknown, other or suppressed	5-11 years	Completion	17
Oceana	Unknown, other or suppressed	5-11 years	Initiation	21
Oceana	Unknown, other or suppressed	5-11 years	Up-To-Date	10
Oceana	Unknown, other or suppressed	50-64 years	Completion	359
Oceana	Unknown, other or suppressed	50-64 years	Initiation	409
Oceana	Unknown, other or suppressed	50-64 years	Up-To-Date	99
Oceana	Unknown, other or suppressed	65-74 years	Completion	250
Oceana	Unknown, other or suppressed	65-74 years	Initiation	279
Oceana	Unknown, other or suppressed	65-74 years	Up-To-Date	113
Oceana	Unknown, other or suppressed	75+ years	Completion	187
Oceana	Unknown, other or suppressed	75+ years	Initiation	215
Oceana	Unknown, other or suppressed	75+ years	Up-To-Date	86
Oceana	Unknown, other or suppressed	missing	Completion	140
Oceana	Unknown, other or suppressed	missing	Initiation	140
Oceana	Unknown, other or suppressed	under 5 years	Completion	12
Oceana	Unknown, other or suppressed	under 5 years	Initiation	15
Oceana	Unknown, other or suppressed	under 5 years	Up-To-Date	7
Ogemaw	Unknown, other or suppressed	12-15 years	Completion	20
Ogemaw	Unknown, other or suppressed	12-15 years	Initiation	25
Ogemaw	Unknown, other or suppressed	12-15 years	Up-To-Date	2
Ogemaw	Unknown, other or suppressed	16-19 years	Completion	39
Ogemaw	Unknown, other or suppressed	16-19 years	Initiation	49
Ogemaw	Unknown, other or suppressed	16-19 years	Up-To-Date	7
Ogemaw	Unknown, other or suppressed	20-29 years	Completion	93
Ogemaw	Unknown, other or suppressed	20-29 years	Initiation	121
Ogemaw	Unknown, other or suppressed	20-29 years	Up-To-Date	11
Ogemaw	Unknown, other or suppressed	30-39 years	Completion	120
Ogemaw	Unknown, other or suppressed	30-39 years	Initiation	140
Ogemaw	Unknown, other or suppressed	30-39 years	Up-To-Date	10
Ogemaw	Unknown, other or suppressed	40-49 years	Completion	168
Ogemaw	Unknown, other or suppressed	40-49 years	Initiation	188
Ogemaw	Unknown, other or suppressed	40-49 years	Up-To-Date	24
Ogemaw	Unknown, other or suppressed	5-11 years	Completion	19
Ogemaw	Unknown, other or suppressed	5-11 years	Initiation	20

Ogemaw	Unknown, other or suppressed	5-11 years	Up-To-Date	2
Ogemaw	Unknown, other or suppressed	50-64 years	Completion	561
Ogemaw	Unknown, other or suppressed	50-64 years	Initiation	616
Ogemaw	Unknown, other or suppressed	50-64 years	Up-To-Date	127
Ogemaw	Unknown, other or suppressed	65-74 years	Completion	369
Ogemaw	Unknown, other or suppressed	65-74 years	Initiation	416
Ogemaw	Unknown, other or suppressed	65-74 years	Up-To-Date	135
Ogemaw	Unknown, other or suppressed	75+ years	Completion	308
Ogemaw	Unknown, other or suppressed	75+ years	Initiation	343
Ogemaw	Unknown, other or suppressed	75+ years	Up-To-Date	91
Ogemaw	Unknown, other or suppressed	missing	Completion	99
Ogemaw	Unknown, other or suppressed	missing	Initiation	99
Ogemaw	Unknown, other or suppressed	under 5 years	Completion	1
Ogemaw	Unknown, other or suppressed	under 5 years	Initiation	6
Ogemaw	Unknown, other or suppressed	under 5 years	Up-To-Date	4
Ontonagon	Unknown, other or suppressed	12-15 years	Completion	11
Ontonagon	Unknown, other or suppressed	12-15 years	Initiation	14
Ontonagon	Unknown, other or suppressed	12-15 years	Up-To-Date	1
Ontonagon	Unknown, other or suppressed	16-19 years	Completion	14
Ontonagon	Unknown, other or suppressed	16-19 years	Initiation	18
Ontonagon	Unknown, other or suppressed	16-19 years	Up-To-Date	5
Ontonagon	Unknown, other or suppressed	20-29 years	Completion	53
Ontonagon	Unknown, other or suppressed	20-29 years	Initiation	61
Ontonagon	Unknown, other or suppressed	20-29 years	Up-To-Date	4
Ontonagon	Unknown, other or suppressed	30-39 years	Completion	66
Ontonagon	Unknown, other or suppressed	30-39 years	Initiation	71
Ontonagon	Unknown, other or suppressed	30-39 years	Up-To-Date	9
Ontonagon	Unknown, other or suppressed	40-49 years	Completion	102
Ontonagon	Unknown, other or suppressed	40-49 years	Initiation	106
Ontonagon	Unknown, other or suppressed	40-49 years	Up-To-Date	9
Ontonagon	Unknown, other or suppressed	5-11 years	Completion	6
Ontonagon	Unknown, other or suppressed	5-11 years	Initiation	7
Ontonagon	Unknown, other or suppressed	5-11 years	Up-To-Date	4
Ontonagon	Unknown, other or suppressed	50-64 years	Completion	319
Ontonagon	Unknown, other or suppressed	50-64 years	Initiation	343
Ontonagon	Unknown, other or suppressed	50-64 years	Up-To-Date	64
Ontonagon	Unknown, other or suppressed	65-74 years	Completion	327
Ontonagon	Unknown, other or suppressed	65-74 years	Initiation	338
Ontonagon	Unknown, other or suppressed	65-74 years	Up-To-Date	118
Ontonagon	Unknown, other or suppressed	75+ years	Completion	203
Ontonagon	Unknown, other or suppressed	75+ years	Initiation	221
Ontonagon	Unknown, other or suppressed	75+ years	Up-To-Date	72
Ontonagon	Unknown, other or suppressed	missing	Completion	38
Ontonagon	Unknown, other or suppressed	missing	Initiation	38
Ontonagon	Unknown, other or suppressed	under 5 years	Completion	7
Ontonagon	Unknown, other or suppressed	under 5 years	Initiation	8
Ontonagon	Unknown, other or suppressed	under 5 years	Up-To-Date	2
Osceola	Unknown, other or suppressed	12-15 years	Completion	31
Osceola	Unknown, other or suppressed	12-15 years	Initiation	37
Osceola	Unknown, other or suppressed	12-15 years	Up-To-Date	5
Osceola	Unknown, other or suppressed	16-19 years	Completion	56
Osceola	Unknown, other or suppressed	16-19 years	Initiation	70
Osceola	Unknown, other or suppressed	16-19 years	Up-To-Date	4
Osceola	Unknown, other or suppressed	20-29 years	Completion	104
Osceola	Unknown, other or suppressed	20-29 years	Initiation	126
Osceola	Unknown, other or suppressed	20-29 years	Up-To-Date	14
Osceola	Unknown, other or suppressed	30-39 years	Completion	122
Osceola	Unknown, other or suppressed	30-39 years	Initiation	141
Osceola	Unknown, other or suppressed	30-39 years	Up-To-Date	11
Osceola	Unknown, other or suppressed	40-49 years	Completion	156
Osceola	Unknown, other or suppressed	40-49 years	Initiation	169
Osceola	Unknown, other or suppressed	40-49 years	Up-To-Date	22
Osceola	Unknown, other or suppressed	5-11 years	Completion	19
Osceola	Unknown, other or suppressed	5-11 years	Initiation	11

Osceola	Unknown, other or suppressed	5-11 years	Up-To-Date	2
Osceola	Unknown, other or suppressed	50-64 years	Completion	470
Osceola	Unknown, other or suppressed	50-64 years	Initiation	518
Osceola	Unknown, other or suppressed	50-64 years	Up-To-Date	122
Osceola	Unknown, other or suppressed	65-74 years	Completion	399
Osceola	Unknown, other or suppressed	65-74 years	Initiation	419
Osceola	Unknown, other or suppressed	65-74 years	Up-To-Date	184
Osceola	Unknown, other or suppressed	75+ years	Completion	360
Osceola	Unknown, other or suppressed	75+ years	Initiation	387
Osceola	Unknown, other or suppressed	75+ years	Up-To-Date	137
Osceola	Unknown, other or suppressed	missing	Completion	64
Osceola	Unknown, other or suppressed	missing	Initiation	64
Osceola	Unknown, other or suppressed	under 5 years	Completion	0
Osceola	Unknown, other or suppressed	under 5 years	Initiation	2
Osceola	Unknown, other or suppressed	under 5 years	Up-To-Date	5
Oscoda	Unknown, other or suppressed	12-15 years	Completion	7
Oscoda	Unknown, other or suppressed	12-15 years	Initiation	9
Oscoda	Unknown, other or suppressed	12-15 years	Up-To-Date	8
Oscoda	Unknown, other or suppressed	16-19 years	Completion	14
Oscoda	Unknown, other or suppressed	16-19 years	Initiation	14
Oscoda	Unknown, other or suppressed	16-19 years	Up-To-Date	10
Oscoda	Unknown, other or suppressed	20-29 years	Completion	27
Oscoda	Unknown, other or suppressed	20-29 years	Initiation	31
Oscoda	Unknown, other or suppressed	20-29 years	Up-To-Date	4
Oscoda	Unknown, other or suppressed	30-39 years	Completion	41
Oscoda	Unknown, other or suppressed	30-39 years	Initiation	48
Oscoda	Unknown, other or suppressed	30-39 years	Up-To-Date	5
Oscoda	Unknown, other or suppressed	40-49 years	Completion	55
Oscoda	Unknown, other or suppressed	40-49 years	Initiation	67
Oscoda	Unknown, other or suppressed	40-49 years	Up-To-Date	5
Oscoda	Unknown, other or suppressed	5-11 years	Completion	1
Oscoda	Unknown, other or suppressed	5-11 years	Initiation	1
Oscoda	Unknown, other or suppressed	5-11 years	Up-To-Date	1
Oscoda	Unknown, other or suppressed	50-64 years	Completion	227
Oscoda	Unknown, other or suppressed	50-64 years	Initiation	242
Oscoda	Unknown, other or suppressed	50-64 years	Up-To-Date	65
Oscoda	Unknown, other or suppressed	65-74 years	Completion	131
Oscoda	Unknown, other or suppressed	65-74 years	Initiation	153
Oscoda	Unknown, other or suppressed	65-74 years	Up-To-Date	37
Oscoda	Unknown, other or suppressed	75+ years	Completion	143
Oscoda	Unknown, other or suppressed	75+ years	Initiation	161
Oscoda	Unknown, other or suppressed	75+ years	Up-To-Date	39
Oscoda	Unknown, other or suppressed	missing	Completion	42
Oscoda	Unknown, other or suppressed	missing	Initiation	42
Oscoda	Unknown, other or suppressed	under 5 years	Completion	1
Oscoda	Unknown, other or suppressed	under 5 years	Initiation	2
Oscoda	Unknown, other or suppressed	under 5 years	Up-To-Date	1
Otsego	Unknown, other or suppressed	12-15 years	Completion	43
Otsego	Unknown, other or suppressed	12-15 years	Initiation	48
Otsego	Unknown, other or suppressed	12-15 years	Up-To-Date	6
Otsego	Unknown, other or suppressed	16-19 years	Completion	57
Otsego	Unknown, other or suppressed	16-19 years	Initiation	68
Otsego	Unknown, other or suppressed	16-19 years	Up-To-Date	5
Otsego	Unknown, other or suppressed	20-29 years	Completion	209
Otsego	Unknown, other or suppressed	20-29 years	Initiation	236
Otsego	Unknown, other or suppressed	20-29 years	Up-To-Date	23
Otsego	Unknown, other or suppressed	30-39 years	Completion	219
Otsego	Unknown, other or suppressed	30-39 years	Initiation	250
Otsego	Unknown, other or suppressed	30-39 years	Up-To-Date	15
Otsego	Unknown, other or suppressed	40-49 years	Completion	245
Otsego	Unknown, other or suppressed	40-49 years	Initiation	284
Otsego	Unknown, other or suppressed	40-49 years	Up-To-Date	25
Otsego	Unknown, other or suppressed	5-11 years	Completion	27
Otsego	Unknown, other or suppressed	5-11 years	Initiation	30

Otsego	Unknown, other or suppressed	5-11 years	Up-To-Date	0
Otsego	Unknown, other or suppressed	50-64 years	Completion	495
Otsego	Unknown, other or suppressed	50-64 years	Initiation	544
Otsego	Unknown, other or suppressed	50-64 years	Up-To-Date	113
Otsego	Unknown, other or suppressed	65-74 years	Completion	268
Otsego	Unknown, other or suppressed	65-74 years	Initiation	310
Otsego	Unknown, other or suppressed	65-74 years	Up-To-Date	110
Otsego	Unknown, other or suppressed	75+ years	Completion	242
Otsego	Unknown, other or suppressed	75+ years	Initiation	281
Otsego	Unknown, other or suppressed	75+ years	Up-To-Date	87
Otsego	Unknown, other or suppressed	missing	Completion	164
Otsego	Unknown, other or suppressed	missing	Initiation	165
Otsego	Unknown, other or suppressed	under 5 years	Completion	5
Otsego	Unknown, other or suppressed	under 5 years	Initiation	14
Otsego	Unknown, other or suppressed	under 5 years	Up-To-Date	4
Ottawa	Unknown, other or suppressed	12-15 years	Completion	494
Ottawa	Unknown, other or suppressed	12-15 years	Initiation	590
Ottawa	Unknown, other or suppressed	12-15 years	Up-To-Date	91
Ottawa	Unknown, other or suppressed	16-19 years	Completion	1425
Ottawa	Unknown, other or suppressed	16-19 years	Initiation	1649
Ottawa	Unknown, other or suppressed	16-19 years	Up-To-Date	161
Ottawa	Unknown, other or suppressed	20-29 years	Completion	3983
Ottawa	Unknown, other or suppressed	20-29 years	Initiation	4581
Ottawa	Unknown, other or suppressed	20-29 years	Up-To-Date	445
Ottawa	Unknown, other or suppressed	30-39 years	Completion	3829
Ottawa	Unknown, other or suppressed	30-39 years	Initiation	4347
Ottawa	Unknown, other or suppressed	30-39 years	Up-To-Date	645
Ottawa	Unknown, other or suppressed	40-49 years	Completion	3285
Ottawa	Unknown, other or suppressed	40-49 years	Initiation	3694
Ottawa	Unknown, other or suppressed	40-49 years	Up-To-Date	629
Ottawa	Unknown, other or suppressed	5-11 years	Completion	426
Ottawa	Unknown, other or suppressed	5-11 years	Initiation	513
Ottawa	Unknown, other or suppressed	5-11 years	Up-To-Date	102
Ottawa	Unknown, other or suppressed	50-64 years	Completion	5570
Ottawa	Unknown, other or suppressed	50-64 years	Initiation	6506
Ottawa	Unknown, other or suppressed	50-64 years	Up-To-Date	1479
Ottawa	Unknown, other or suppressed	65-74 years	Completion	3753
Ottawa	Unknown, other or suppressed	65-74 years	Initiation	4290
Ottawa	Unknown, other or suppressed	65-74 years	Up-To-Date	1770
Ottawa	Unknown, other or suppressed	75+ years	Completion	3486
Ottawa	Unknown, other or suppressed	75+ years	Initiation	3872
Ottawa	Unknown, other or suppressed	75+ years	Up-To-Date	1520
Ottawa	Unknown, other or suppressed	missing	Completion	1397
Ottawa	Unknown, other or suppressed	missing	Initiation	1401
Ottawa	Unknown, other or suppressed	under 5 years	Completion	144
Ottawa	Unknown, other or suppressed	under 5 years	Initiation	238
Ottawa	Unknown, other or suppressed	under 5 years	Up-To-Date	105
Presque Isle	Unknown, other or suppressed	12-15 years	Completion	13
Presque Isle	Unknown, other or suppressed	12-15 years	Initiation	13
Presque Isle	Unknown, other or suppressed	12-15 years	Up-To-Date	2
Presque Isle	Unknown, other or suppressed	16-19 years	Completion	38
Presque Isle	Unknown, other or suppressed	16-19 years	Initiation	41
Presque Isle	Unknown, other or suppressed	16-19 years	Up-To-Date	8
Presque Isle	Unknown, other or suppressed	20-29 years	Completion	110
Presque Isle	Unknown, other or suppressed	20-29 years	Initiation	116
Presque Isle	Unknown, other or suppressed	20-29 years	Up-To-Date	9
Presque Isle	Unknown, other or suppressed	30-39 years	Completion	121
Presque Isle	Unknown, other or suppressed	30-39 years	Initiation	137
Presque Isle	Unknown, other or suppressed	30-39 years	Up-To-Date	12
Presque Isle	Unknown, other or suppressed	40-49 years	Completion	198
Presque Isle	Unknown, other or suppressed	40-49 years	Initiation	207
Presque Isle	Unknown, other or suppressed	40-49 years	Up-To-Date	17
Presque Isle	Unknown, other or suppressed	5-11 years	Completion	10
Presque Isle	Unknown, other or suppressed	5-11 years	Initiation	12

Presque Isle	Unknown, other or suppressed	5-11 years	Up-To-Date	2
Presque Isle	Unknown, other or suppressed	50-64 years	Completion	525
Presque Isle	Unknown, other or suppressed	50-64 years	Initiation	561
Presque Isle	Unknown, other or suppressed	50-64 years	Up-To-Date	134
Presque Isle	Unknown, other or suppressed	65-74 years	Completion	481
Presque Isle	Unknown, other or suppressed	65-74 years	Initiation	504
Presque Isle	Unknown, other or suppressed	65-74 years	Up-To-Date	202
Presque Isle	Unknown, other or suppressed	75+ years	Completion	383
Presque Isle	Unknown, other or suppressed	75+ years	Initiation	407
Presque Isle	Unknown, other or suppressed	75+ years	Up-To-Date	149
Presque Isle	Unknown, other or suppressed	missing	Completion	80
Presque Isle	Unknown, other or suppressed	missing	Initiation	80
Presque Isle	Unknown, other or suppressed	under 5 years	Completion	6
Presque Isle	Unknown, other or suppressed	under 5 years	Initiation	1
Presque Isle	Unknown, other or suppressed	under 5 years	Up-To-Date	1
Roscommon	Unknown, other or suppressed	12-15 years	Completion	23
Roscommon	Unknown, other or suppressed	12-15 years	Initiation	25
Roscommon	Unknown, other or suppressed	12-15 years	Up-To-Date	2
Roscommon	Unknown, other or suppressed	16-19 years	Completion	47
Roscommon	Unknown, other or suppressed	16-19 years	Initiation	50
Roscommon	Unknown, other or suppressed	16-19 years	Up-To-Date	3
Roscommon	Unknown, other or suppressed	20-29 years	Completion	120
Roscommon	Unknown, other or suppressed	20-29 years	Initiation	144
Roscommon	Unknown, other or suppressed	20-29 years	Up-To-Date	20
Roscommon	Unknown, other or suppressed	30-39 years	Completion	165
Roscommon	Unknown, other or suppressed	30-39 years	Initiation	191
Roscommon	Unknown, other or suppressed	30-39 years	Up-To-Date	19
Roscommon	Unknown, other or suppressed	40-49 years	Completion	214
Roscommon	Unknown, other or suppressed	40-49 years	Initiation	232
Roscommon	Unknown, other or suppressed	40-49 years	Up-To-Date	20
Roscommon	Unknown, other or suppressed	5-11 years	Completion	28
Roscommon	Unknown, other or suppressed	5-11 years	Initiation	31
Roscommon	Unknown, other or suppressed	5-11 years	Up-To-Date	2
Roscommon	Unknown, other or suppressed	50-64 years	Completion	686
Roscommon	Unknown, other or suppressed	50-64 years	Initiation	745
Roscommon	Unknown, other or suppressed	50-64 years	Up-To-Date	168
Roscommon	Unknown, other or suppressed	65-74 years	Completion	791
Roscommon	Unknown, other or suppressed	65-74 years	Initiation	858
Roscommon	Unknown, other or suppressed	65-74 years	Up-To-Date	356
Roscommon	Unknown, other or suppressed	75+ years	Completion	673
Roscommon	Unknown, other or suppressed	75+ years	Initiation	736
Roscommon	Unknown, other or suppressed	75+ years	Up-To-Date	251
Roscommon	Unknown, other or suppressed	missing	Completion	111
Roscommon	Unknown, other or suppressed	missing	Initiation	111
Roscommon	Unknown, other or suppressed	under 5 years	Completion	6
Roscommon	Unknown, other or suppressed	under 5 years	Initiation	11
Roscommon	Unknown, other or suppressed	under 5 years	Up-To-Date	2
Saginaw	Unknown, other or suppressed	12-15 years	Completion	146
Saginaw	Unknown, other or suppressed	12-15 years	Initiation	166
Saginaw	Unknown, other or suppressed	12-15 years	Up-To-Date	23
Saginaw	Unknown, other or suppressed	16-19 years	Completion	492
Saginaw	Unknown, other or suppressed	16-19 years	Initiation	558
Saginaw	Unknown, other or suppressed	16-19 years	Up-To-Date	38
Saginaw	Unknown, other or suppressed	20-29 years	Completion	1658
Saginaw	Unknown, other or suppressed	20-29 years	Initiation	1932
Saginaw	Unknown, other or suppressed	20-29 years	Up-To-Date	124
Saginaw	Unknown, other or suppressed	30-39 years	Completion	1968
Saginaw	Unknown, other or suppressed	30-39 years	Initiation	2207
Saginaw	Unknown, other or suppressed	30-39 years	Up-To-Date	192
Saginaw	Unknown, other or suppressed	40-49 years	Completion	2199
Saginaw	Unknown, other or suppressed	40-49 years	Initiation	2422
Saginaw	Unknown, other or suppressed	40-49 years	Up-To-Date	287
Saginaw	Unknown, other or suppressed	5-11 years	Completion	111
Saginaw	Unknown, other or suppressed	5-11 years	Initiation	134

Saginaw	Unknown, other or suppressed	5-11 years	Up-To-Date	18
Saginaw	Unknown, other or suppressed	50-64 years	Completion	4274
Saginaw	Unknown, other or suppressed	50-64 years	Initiation	4676
Saginaw	Unknown, other or suppressed	50-64 years	Up-To-Date	891
Saginaw	Unknown, other or suppressed	65-74 years	Completion	2424
Saginaw	Unknown, other or suppressed	65-74 years	Initiation	2636
Saginaw	Unknown, other or suppressed	65-74 years	Up-To-Date	986
Saginaw	Unknown, other or suppressed	75+ years	Completion	2241
Saginaw	Unknown, other or suppressed	75+ years	Initiation	2519
Saginaw	Unknown, other or suppressed	75+ years	Up-To-Date	808
Saginaw	Unknown, other or suppressed	missing	Completion	810
Saginaw	Unknown, other or suppressed	missing	Initiation	812
Saginaw	Unknown, other or suppressed	under 5 years	Completion	19
Saginaw	Unknown, other or suppressed	under 5 years	Initiation	34
Saginaw	Unknown, other or suppressed	under 5 years	Up-To-Date	21
Sanilac	Unknown, other or suppressed	12-15 years	Completion	25
Sanilac	Unknown, other or suppressed	12-15 years	Initiation	29
Sanilac	Unknown, other or suppressed	12-15 years	Up-To-Date	2
Sanilac	Unknown, other or suppressed	16-19 years	Completion	60
Sanilac	Unknown, other or suppressed	16-19 years	Initiation	70
Sanilac	Unknown, other or suppressed	16-19 years	Up-To-Date	9
Sanilac	Unknown, other or suppressed	20-29 years	Completion	204
Sanilac	Unknown, other or suppressed	20-29 years	Initiation	242
Sanilac	Unknown, other or suppressed	20-29 years	Up-To-Date	18
Sanilac	Unknown, other or suppressed	30-39 years	Completion	223
Sanilac	Unknown, other or suppressed	30-39 years	Initiation	254
Sanilac	Unknown, other or suppressed	30-39 years	Up-To-Date	18
Sanilac	Unknown, other or suppressed	40-49 years	Completion	271
Sanilac	Unknown, other or suppressed	40-49 years	Initiation	307
Sanilac	Unknown, other or suppressed	40-49 years	Up-To-Date	32
Sanilac	Unknown, other or suppressed	5-11 years	Completion	24
Sanilac	Unknown, other or suppressed	5-11 years	Initiation	32
Sanilac	Unknown, other or suppressed	5-11 years	Up-To-Date	11
Sanilac	Unknown, other or suppressed	50-64 years	Completion	583
Sanilac	Unknown, other or suppressed	50-64 years	Initiation	641
Sanilac	Unknown, other or suppressed	50-64 years	Up-To-Date	97
Sanilac	Unknown, other or suppressed	65-74 years	Completion	496
Sanilac	Unknown, other or suppressed	65-74 years	Initiation	559
Sanilac	Unknown, other or suppressed	65-74 years	Up-To-Date	195
Sanilac	Unknown, other or suppressed	75+ years	Completion	397
Sanilac	Unknown, other or suppressed	75+ years	Initiation	447
Sanilac	Unknown, other or suppressed	75+ years	Up-To-Date	156
Sanilac	Unknown, other or suppressed	missing	Completion	102
Sanilac	Unknown, other or suppressed	missing	Initiation	102
Sanilac	Unknown, other or suppressed	under 5 years	Completion	2
Sanilac	Unknown, other or suppressed	under 5 years	Initiation	6
Sanilac	Unknown, other or suppressed	under 5 years	Up-To-Date	0
Schoolcraft	Unknown, other or suppressed	12-15 years	Completion	26
Schoolcraft	Unknown, other or suppressed	12-15 years	Initiation	27
Schoolcraft	Unknown, other or suppressed	12-15 years	Up-To-Date	4
Schoolcraft	Unknown, other or suppressed	16-19 years	Completion	33
Schoolcraft	Unknown, other or suppressed	16-19 years	Initiation	37
Schoolcraft	Unknown, other or suppressed	16-19 years	Up-To-Date	4
Schoolcraft	Unknown, other or suppressed	20-29 years	Completion	50
Schoolcraft	Unknown, other or suppressed	20-29 years	Initiation	62
Schoolcraft	Unknown, other or suppressed	20-29 years	Up-To-Date	8
Schoolcraft	Unknown, other or suppressed	30-39 years	Completion	57
Schoolcraft	Unknown, other or suppressed	30-39 years	Initiation	63
Schoolcraft	Unknown, other or suppressed	30-39 years	Up-To-Date	6
Schoolcraft	Unknown, other or suppressed	40-49 years	Completion	95
Schoolcraft	Unknown, other or suppressed	40-49 years	Initiation	103
Schoolcraft	Unknown, other or suppressed	40-49 years	Up-To-Date	21
Schoolcraft	Unknown, other or suppressed	5-11 years	Completion	14
Schoolcraft	Unknown, other or suppressed	5-11 years	Initiation	14

Schoolcraft	Unknown, other or suppressed	5-11 years	Up-To-Date	9
Schoolcraft	Unknown, other or suppressed	50-64 years	Completion	281
Schoolcraft	Unknown, other or suppressed	50-64 years	Initiation	300
Schoolcraft	Unknown, other or suppressed	50-64 years	Up-To-Date	65
Schoolcraft	Unknown, other or suppressed	65-74 years	Completion	160
Schoolcraft	Unknown, other or suppressed	65-74 years	Initiation	172
Schoolcraft	Unknown, other or suppressed	65-74 years	Up-To-Date	47
Schoolcraft	Unknown, other or suppressed	75+ years	Completion	120
Schoolcraft	Unknown, other or suppressed	75+ years	Initiation	129
Schoolcraft	Unknown, other or suppressed	75+ years	Up-To-Date	43
Schoolcraft	Unknown, other or suppressed	missing	Completion	57
Schoolcraft	Unknown, other or suppressed	missing	Initiation	57
Schoolcraft	Unknown, other or suppressed	under 5 years	Completion	8
Schoolcraft	Unknown, other or suppressed	under 5 years	Initiation	2
Schoolcraft	Unknown, other or suppressed	under 5 years	Up-To-Date	8
Shiawassee	Unknown, other or suppressed	12-15 years	Completion	62
Shiawassee	Unknown, other or suppressed	12-15 years	Initiation	67
Shiawassee	Unknown, other or suppressed	12-15 years	Up-To-Date	9
Shiawassee	Unknown, other or suppressed	16-19 years	Completion	131
Shiawassee	Unknown, other or suppressed	16-19 years	Initiation	156
Shiawassee	Unknown, other or suppressed	16-19 years	Up-To-Date	17
Shiawassee	Unknown, other or suppressed	20-29 years	Completion	470
Shiawassee	Unknown, other or suppressed	20-29 years	Initiation	533
Shiawassee	Unknown, other or suppressed	20-29 years	Up-To-Date	60
Shiawassee	Unknown, other or suppressed	30-39 years	Completion	491
Shiawassee	Unknown, other or suppressed	30-39 years	Initiation	562
Shiawassee	Unknown, other or suppressed	30-39 years	Up-To-Date	46
Shiawassee	Unknown, other or suppressed	40-49 years	Completion	589
Shiawassee	Unknown, other or suppressed	40-49 years	Initiation	668
Shiawassee	Unknown, other or suppressed	40-49 years	Up-To-Date	76
Shiawassee	Unknown, other or suppressed	5-11 years	Completion	58
Shiawassee	Unknown, other or suppressed	5-11 years	Initiation	64
Shiawassee	Unknown, other or suppressed	5-11 years	Up-To-Date	9
Shiawassee	Unknown, other or suppressed	50-64 years	Completion	1099
Shiawassee	Unknown, other or suppressed	50-64 years	Initiation	1216
Shiawassee	Unknown, other or suppressed	50-64 years	Up-To-Date	267
Shiawassee	Unknown, other or suppressed	65-74 years	Completion	647
Shiawassee	Unknown, other or suppressed	65-74 years	Initiation	697
Shiawassee	Unknown, other or suppressed	65-74 years	Up-To-Date	283
Shiawassee	Unknown, other or suppressed	75+ years	Completion	480
Shiawassee	Unknown, other or suppressed	75+ years	Initiation	540
Shiawassee	Unknown, other or suppressed	75+ years	Up-To-Date	185
Shiawassee	Unknown, other or suppressed	missing	Completion	239
Shiawassee	Unknown, other or suppressed	missing	Initiation	242
Shiawassee	Unknown, other or suppressed	under 5 years	Completion	7
Shiawassee	Unknown, other or suppressed	under 5 years	Initiation	12
Shiawassee	Unknown, other or suppressed	under 5 years	Up-To-Date	3
St. Clair	Unknown, other or suppressed	12-15 years	Completion	134
St. Clair	Unknown, other or suppressed	12-15 years	Initiation	152
St. Clair	Unknown, other or suppressed	12-15 years	Up-To-Date	23
St. Clair	Unknown, other or suppressed	16-19 years	Completion	381
St. Clair	Unknown, other or suppressed	16-19 years	Initiation	452
St. Clair	Unknown, other or suppressed	16-19 years	Up-To-Date	40
St. Clair	Unknown, other or suppressed	20-29 years	Completion	1117
St. Clair	Unknown, other or suppressed	20-29 years	Initiation	1305
St. Clair	Unknown, other or suppressed	20-29 years	Up-To-Date	92
St. Clair	Unknown, other or suppressed	30-39 years	Completion	1166
St. Clair	Unknown, other or suppressed	30-39 years	Initiation	1340
St. Clair	Unknown, other or suppressed	30-39 years	Up-To-Date	91
St. Clair	Unknown, other or suppressed	40-49 years	Completion	1382
St. Clair	Unknown, other or suppressed	40-49 years	Initiation	1557
St. Clair	Unknown, other or suppressed	40-49 years	Up-To-Date	139
St. Clair	Unknown, other or suppressed	5-11 years	Completion	81
St. Clair	Unknown, other or suppressed	5-11 years	Initiation	99

St. Clair	Unknown, other or suppressed	5-11 years	Up-To-Date	29
St. Clair	Unknown, other or suppressed	50-64 years	Completion	3163
St. Clair	Unknown, other or suppressed	50-64 years	Initiation	3568
St. Clair	Unknown, other or suppressed	50-64 years	Up-To-Date	540
St. Clair	Unknown, other or suppressed	65-74 years	Completion	2023
St. Clair	Unknown, other or suppressed	65-74 years	Initiation	2252
St. Clair	Unknown, other or suppressed	65-74 years	Up-To-Date	708
St. Clair	Unknown, other or suppressed	75+ years	Completion	1626
St. Clair	Unknown, other or suppressed	75+ years	Initiation	1821
St. Clair	Unknown, other or suppressed	75+ years	Up-To-Date	525
St. Clair	Unknown, other or suppressed	missing	Completion	441
St. Clair	Unknown, other or suppressed	missing	Initiation	453
St. Clair	Unknown, other or suppressed	under 5 years	Completion	25
St. Clair	Unknown, other or suppressed	under 5 years	Initiation	38
St. Clair	Unknown, other or suppressed	under 5 years	Up-To-Date	22
St. Joseph	Unknown, other or suppressed	12-15 years	Completion	46
St. Joseph	Unknown, other or suppressed	12-15 years	Initiation	58
St. Joseph	Unknown, other or suppressed	12-15 years	Up-To-Date	9
St. Joseph	Unknown, other or suppressed	16-19 years	Completion	125
St. Joseph	Unknown, other or suppressed	16-19 years	Initiation	150
St. Joseph	Unknown, other or suppressed	16-19 years	Up-To-Date	24
St. Joseph	Unknown, other or suppressed	20-29 years	Completion	331
St. Joseph	Unknown, other or suppressed	20-29 years	Initiation	415
St. Joseph	Unknown, other or suppressed	20-29 years	Up-To-Date	22
St. Joseph	Unknown, other or suppressed	30-39 years	Completion	468
St. Joseph	Unknown, other or suppressed	30-39 years	Initiation	562
St. Joseph	Unknown, other or suppressed	30-39 years	Up-To-Date	46
St. Joseph	Unknown, other or suppressed	40-49 years	Completion	450
St. Joseph	Unknown, other or suppressed	40-49 years	Initiation	524
St. Joseph	Unknown, other or suppressed	40-49 years	Up-To-Date	56
St. Joseph	Unknown, other or suppressed	5-11 years	Completion	64
St. Joseph	Unknown, other or suppressed	5-11 years	Initiation	81
St. Joseph	Unknown, other or suppressed	5-11 years	Up-To-Date	13
St. Joseph	Unknown, other or suppressed	50-64 years	Completion	859
St. Joseph	Unknown, other or suppressed	50-64 years	Initiation	998
St. Joseph	Unknown, other or suppressed	50-64 years	Up-To-Date	146
St. Joseph	Unknown, other or suppressed	65-74 years	Completion	599
St. Joseph	Unknown, other or suppressed	65-74 years	Initiation	679
St. Joseph	Unknown, other or suppressed	65-74 years	Up-To-Date	218
St. Joseph	Unknown, other or suppressed	75+ years	Completion	479
St. Joseph	Unknown, other or suppressed	75+ years	Initiation	563
St. Joseph	Unknown, other or suppressed	75+ years	Up-To-Date	157
St. Joseph	Unknown, other or suppressed	missing	Completion	193
St. Joseph	Unknown, other or suppressed	missing	Initiation	194
St. Joseph	Unknown, other or suppressed	under 5 years	Completion	7
St. Joseph	Unknown, other or suppressed	under 5 years	Initiation	21
St. Joseph	Unknown, other or suppressed	under 5 years	Up-To-Date	4
Tuscola	Unknown, other or suppressed	12-15 years	Completion	37
Tuscola	Unknown, other or suppressed	12-15 years	Initiation	41
Tuscola	Unknown, other or suppressed	12-15 years	Up-To-Date	8
Tuscola	Unknown, other or suppressed	16-19 years	Completion	107
Tuscola	Unknown, other or suppressed	16-19 years	Initiation	117
Tuscola	Unknown, other or suppressed	16-19 years	Up-To-Date	8
Tuscola	Unknown, other or suppressed	20-29 years	Completion	309
Tuscola	Unknown, other or suppressed	20-29 years	Initiation	348
Tuscola	Unknown, other or suppressed	20-29 years	Up-To-Date	31
Tuscola	Unknown, other or suppressed	30-39 years	Completion	425
Tuscola	Unknown, other or suppressed	30-39 years	Initiation	475
Tuscola	Unknown, other or suppressed	30-39 years	Up-To-Date	34
Tuscola	Unknown, other or suppressed	40-49 years	Completion	514
Tuscola	Unknown, other or suppressed	40-49 years	Initiation	562
Tuscola	Unknown, other or suppressed	40-49 years	Up-To-Date	47
Tuscola	Unknown, other or suppressed	5-11 years	Completion	38
Tuscola	Unknown, other or suppressed	5-11 years	Initiation	42

Tuscola	Unknown, other or suppressed	5-11 years	Up-To-Date	6
Tuscola	Unknown, other or suppressed	50-64 years	Completion	958
Tuscola	Unknown, other or suppressed	50-64 years	Initiation	1037
Tuscola	Unknown, other or suppressed	50-64 years	Up-To-Date	137
Tuscola	Unknown, other or suppressed	65-74 years	Completion	511
Tuscola	Unknown, other or suppressed	65-74 years	Initiation	557
Tuscola	Unknown, other or suppressed	65-74 years	Up-To-Date	177
Tuscola	Unknown, other or suppressed	75+ years	Completion	483
Tuscola	Unknown, other or suppressed	75+ years	Initiation	548
Tuscola	Unknown, other or suppressed	75+ years	Up-To-Date	184
Tuscola	Unknown, other or suppressed	missing	Completion	168
Tuscola	Unknown, other or suppressed	missing	Initiation	168
Tuscola	Unknown, other or suppressed	under 5 years	Completion	4
Tuscola	Unknown, other or suppressed	under 5 years	Initiation	8
Tuscola	Unknown, other or suppressed	under 5 years	Up-To-Date	2
Van Buren	Unknown, other or suppressed	12-15 years	Completion	94
Van Buren	Unknown, other or suppressed	12-15 years	Initiation	114
Van Buren	Unknown, other or suppressed	12-15 years	Up-To-Date	33
Van Buren	Unknown, other or suppressed	16-19 years	Completion	245
Van Buren	Unknown, other or suppressed	16-19 years	Initiation	290
Van Buren	Unknown, other or suppressed	16-19 years	Up-To-Date	39
Van Buren	Unknown, other or suppressed	20-29 years	Completion	711
Van Buren	Unknown, other or suppressed	20-29 years	Initiation	836
Van Buren	Unknown, other or suppressed	20-29 years	Up-To-Date	97
Van Buren	Unknown, other or suppressed	30-39 years	Completion	888
Van Buren	Unknown, other or suppressed	30-39 years	Initiation	997
Van Buren	Unknown, other or suppressed	30-39 years	Up-To-Date	140
Van Buren	Unknown, other or suppressed	40-49 years	Completion	915
Van Buren	Unknown, other or suppressed	40-49 years	Initiation	1032
Van Buren	Unknown, other or suppressed	40-49 years	Up-To-Date	162
Van Buren	Unknown, other or suppressed	5-11 years	Completion	116
Van Buren	Unknown, other or suppressed	5-11 years	Initiation	135
Van Buren	Unknown, other or suppressed	5-11 years	Up-To-Date	30
Van Buren	Unknown, other or suppressed	50-64 years	Completion	1894
Van Buren	Unknown, other or suppressed	50-64 years	Initiation	2085
Van Buren	Unknown, other or suppressed	50-64 years	Up-To-Date	576
Van Buren	Unknown, other or suppressed	65-74 years	Completion	1290
Van Buren	Unknown, other or suppressed	65-74 years	Initiation	1410
Van Buren	Unknown, other or suppressed	65-74 years	Up-To-Date	649
Van Buren	Unknown, other or suppressed	75+ years	Completion	893
Van Buren	Unknown, other or suppressed	75+ years	Initiation	972
Van Buren	Unknown, other or suppressed	75+ years	Up-To-Date	462
Van Buren	Unknown, other or suppressed	missing	Completion	382
Van Buren	Unknown, other or suppressed	missing	Initiation	384
Van Buren	Unknown, other or suppressed	under 5 years	Completion	15
Van Buren	Unknown, other or suppressed	under 5 years	Initiation	18
Van Buren	Unknown, other or suppressed	under 5 years	Up-To-Date	13
Washtenaw	Unknown, other or suppressed	12-15 years	Completion	945
Washtenaw	Unknown, other or suppressed	12-15 years	Initiation	1084
Washtenaw	Unknown, other or suppressed	12-15 years	Up-To-Date	316
Washtenaw	Unknown, other or suppressed	16-19 years	Completion	1790
Washtenaw	Unknown, other or suppressed	16-19 years	Initiation	2423
Washtenaw	Unknown, other or suppressed	16-19 years	Up-To-Date	423
Washtenaw	Unknown, other or suppressed	20-29 years	Completion	6918
Washtenaw	Unknown, other or suppressed	20-29 years	Initiation	10215
Washtenaw	Unknown, other or suppressed	20-29 years	Up-To-Date	1641
Washtenaw	Unknown, other or suppressed	30-39 years	Completion	5493
Washtenaw	Unknown, other or suppressed	30-39 years	Initiation	7029
Washtenaw	Unknown, other or suppressed	30-39 years	Up-To-Date	1603
Washtenaw	Unknown, other or suppressed	40-49 years	Completion	4271
Washtenaw	Unknown, other or suppressed	40-49 years	Initiation	5137
Washtenaw	Unknown, other or suppressed	40-49 years	Up-To-Date	1374
Washtenaw	Unknown, other or suppressed	5-11 years	Completion	1397
Washtenaw	Unknown, other or suppressed	5-11 years	Initiation	1627

Washtenaw	Unknown, other or suppressed	5-11 years	Up-To-Date	392
Washtenaw	Unknown, other or suppressed	50-64 years	Completion	5956
Washtenaw	Unknown, other or suppressed	50-64 years	Initiation	7058
Washtenaw	Unknown, other or suppressed	50-64 years	Up-To-Date	2294
Washtenaw	Unknown, other or suppressed	65-74 years	Completion	2854
Washtenaw	Unknown, other or suppressed	65-74 years	Initiation	3304
Washtenaw	Unknown, other or suppressed	65-74 years	Up-To-Date	1588
Washtenaw	Unknown, other or suppressed	75+ years	Completion	2283
Washtenaw	Unknown, other or suppressed	75+ years	Initiation	2699
Washtenaw	Unknown, other or suppressed	75+ years	Up-To-Date	1136
Washtenaw	Unknown, other or suppressed	missing	Completion	5114
Washtenaw	Unknown, other or suppressed	missing	Initiation	5131
Washtenaw	Unknown, other or suppressed	under 5 years	Completion	530
Washtenaw	Unknown, other or suppressed	under 5 years	Initiation	856
Washtenaw	Unknown, other or suppressed	under 5 years	Up-To-Date	342
Wayne	Unknown, other or suppressed	12-15 years	Completion	2558
Wayne	Unknown, other or suppressed	12-15 years	Initiation	2914
Wayne	Unknown, other or suppressed	12-15 years	Up-To-Date	291
Wayne	Unknown, other or suppressed	16-19 years	Completion	5612
Wayne	Unknown, other or suppressed	16-19 years	Initiation	6437
Wayne	Unknown, other or suppressed	16-19 years	Up-To-Date	457
Wayne	Unknown, other or suppressed	20-29 years	Completion	18839
Wayne	Unknown, other or suppressed	20-29 years	Initiation	22480
Wayne	Unknown, other or suppressed	20-29 years	Up-To-Date	1634
Wayne	Unknown, other or suppressed	30-39 years	Completion	20500
Wayne	Unknown, other or suppressed	30-39 years	Initiation	24161
Wayne	Unknown, other or suppressed	30-39 years	Up-To-Date	2143
Wayne	Unknown, other or suppressed	40-49 years	Completion	21123
Wayne	Unknown, other or suppressed	40-49 years	Initiation	24098
Wayne	Unknown, other or suppressed	40-49 years	Up-To-Date	2468
Wayne	Unknown, other or suppressed	5-11 years	Completion	1991
Wayne	Unknown, other or suppressed	5-11 years	Initiation	2418
Wayne	Unknown, other or suppressed	5-11 years	Up-To-Date	214
Wayne	Unknown, other or suppressed	50-64 years	Completion	38127
Wayne	Unknown, other or suppressed	50-64 years	Initiation	42904
Wayne	Unknown, other or suppressed	50-64 years	Up-To-Date	7197
Wayne	Unknown, other or suppressed	65-74 years	Completion	17992
Wayne	Unknown, other or suppressed	65-74 years	Initiation	20300
Wayne	Unknown, other or suppressed	65-74 years	Up-To-Date	5799
Wayne	Unknown, other or suppressed	75+ years	Completion	13315
Wayne	Unknown, other or suppressed	75+ years	Initiation	15300
Wayne	Unknown, other or suppressed	75+ years	Up-To-Date	3959
Wayne	Unknown, other or suppressed	missing	Completion	5013
Wayne	Unknown, other or suppressed	missing	Initiation	5108
Wayne	Unknown, other or suppressed	under 5 years	Completion	503
Wayne	Unknown, other or suppressed	under 5 years	Initiation	986
Wayne	Unknown, other or suppressed	under 5 years	Up-To-Date	378
Wexford	Unknown, other or suppressed	12-15 years	Completion	63
Wexford	Unknown, other or suppressed	12-15 years	Initiation	67
Wexford	Unknown, other or suppressed	12-15 years	Up-To-Date	9
Wexford	Unknown, other or suppressed	16-19 years	Completion	87
Wexford	Unknown, other or suppressed	16-19 years	Initiation	100
Wexford	Unknown, other or suppressed	16-19 years	Up-To-Date	8
Wexford	Unknown, other or suppressed	20-29 years	Completion	201
Wexford	Unknown, other or suppressed	20-29 years	Initiation	231
Wexford	Unknown, other or suppressed	20-29 years	Up-To-Date	23
Wexford	Unknown, other or suppressed	30-39 years	Completion	270
Wexford	Unknown, other or suppressed	30-39 years	Initiation	311
Wexford	Unknown, other or suppressed	30-39 years	Up-To-Date	38
Wexford	Unknown, other or suppressed	40-49 years	Completion	264
Wexford	Unknown, other or suppressed	40-49 years	Initiation	285
Wexford	Unknown, other or suppressed	40-49 years	Up-To-Date	38
Wexford	Unknown, other or suppressed	5-11 years	Completion	41
Wexford	Unknown, other or suppressed	5-11 years	Initiation	47

Wexford	Unknown, other or suppressed	5-11 years	Up-To-Date	8
Wexford	Unknown, other or suppressed	50-64 years	Completion	589
Wexford	Unknown, other or suppressed	50-64 years	Initiation	634
Wexford	Unknown, other or suppressed	50-64 years	Up-To-Date	153
Wexford	Unknown, other or suppressed	65-74 years	Completion	403
Wexford	Unknown, other or suppressed	65-74 years	Initiation	430
Wexford	Unknown, other or suppressed	65-74 years	Up-To-Date	171
Wexford	Unknown, other or suppressed	75+ years	Completion	485
Wexford	Unknown, other or suppressed	75+ years	Initiation	515
Wexford	Unknown, other or suppressed	75+ years	Up-To-Date	167
Wexford	Unknown, other or suppressed	missing	Completion	99
Wexford	Unknown, other or suppressed	missing	Initiation	100
Wexford	Unknown, other or suppressed	under 5 years	Completion	8
Wexford	Unknown, other or suppressed	under 5 years	Initiation	12
Wexford	Unknown, other or suppressed	under 5 years	Up-To-Date	4