



Western Michigan University
ScholarWorks at WMU

Cumulative Michigan COVID-19 Data

Michigan COVID-19 State Data

8-1-2020

2020-08-01_MichiganOverview_COVIDstats

Michigan Department of Health & Human Services

Follow this and additional works at: <https://scholarworks.wmich.edu/michigan-covid-data-state-cumulative>



Part of the Public Health Commons

WMU ScholarWorks Citation

Michigan Department of Health & Human Services, "2020-08-01_MichiganOverview_COVIDstats" (2020).
Cumulative Michigan COVID-19 Data. 175.

<https://scholarworks.wmich.edu/michigan-covid-data-state-cumulative/175>

This Website is brought to you for free and open access
by the Michigan COVID-19 State Data at ScholarWorks at
WMU. It has been accepted for inclusion in Cumulative
Michigan COVID-19 Data by an authorized administrator
of ScholarWorks at WMU. For more information, please
contact wmu-scholarworks@wmich.edu.



Coronavirus

CORONAVIRUS / MICHIGAN DATA

Michigan Data



DATA ABOUT PLACES

LONG TERM CARE FACILITIES

CORONAVIRUS SYMPTOMS

CUMULATIVE RECOVERED



Note on deaths (8/01/20): Regular reviews of death certificate data maintained in Vital Records reporting systems are conducted by MDHHS staff three times per week. As a part of this process, records that identify COVID-19 infection as a contributing factor to death are compared against all laboratory confirmed cases of COVID-19 in the Michigan Disease Surveillance System (MDSS). If a death certificate is matched to a confirmed COVID-19 case and that record in the MDSS does not indicate the individual died, the MDSS record is updated to indicate the death and the appropriate local health department is notified. These matched deaths are then included with mortality information posted to the Michigan Coronavirus website. As a result of the most recent assessment, today's data includes **4** additional deaths identified by this methodology.



Cases by Arab Ethnicity

Arab Ethnicity	Percentage of Overall Cases by Ethnicity	Percentage of Deceased Cases by Ethnicity
Arab	2%	1%
Non-Arab	45%	44%
Unknown	53%	54%

Totals may not add to 100% due to rounding

PUBLIC USE DATASETS 8/1/2020

(Downloadable .xlsx les)

Cases and Deaths by County

Cases by County by Date

Cases by Demographics Statewide

COVID-19 Tests by County

Diagnostic Tests by Result and County

Cumulative Total of Recovered COVID-19 Cases

Cumulative Total of Recovered COVID-19 Cases (as of 07/31/2020): **60,022**

Note on recovery: During this response, MDHHS is reviewing vital records statistics to identify any laboratory confirmed COVID-19 cases who are 30 days out from their onset of illness to represent recovery status. As the pandemic continues to impact Michigan, this pool will expand to include more cases. Recovered is defined as the number of persons with a confirmed COVID-19 diagnosis who are alive 30 days post-onset (or referral date if onset is not available). The number of persons recovered on July 31, 2020 represents COVID-19 confirmed individuals with an onset date on or prior to July 1, 2020. If an individual dies from a COVID-related cause >30 days from onset/referral, they are removed from the number of persons recovered. These numbers will be updated every Saturday.

Source: Michigan Disease Surveillance System and Vital Records



MICHIGAN.GOV HOME
ADA
MICHIGAN NEWS
POLICIES

COPYRIGHT 2020 STATE OF MICHIGAN



CURRENT STATUS

DAILY CASES

CUMULATIVE TRENDS

DEMOGRAPHICS

TOTAL TESTING

DIAGNOSTIC TESTING

LEARN MORE

View Cases

View Deaths

View Table

COVID-19 Cases by County

Confirmed cases include individuals with a positive diagnostic test for COVID-19. Probable cases include individuals with COVID-19 symptoms and an epidemiologic link to confirmed COVID-19, but no diagnostic test.

Cases by County

Select Preparedness Region:

All

Select County:

All

This report is provisional and subject to change. City of Detroit and Wayne County are reported separately. MDHHS began tracking probable cases April 5, 2020. FCI indicates federal correctional institute. MDOC indicates Michigan Department of Corrections. Diagnostic tests, including nucleic acid amplification/real-time polymerase chain reaction (NAAT/RT-PCR) and rapid virus antigen detection point of care (POC) tests, look for current infection. Serology (antibody) tests are used to look for the possibility of previous infection.

Source: Michigan Disease Surveillance System (MDSS) and Vital Records.

3-19

20-145

146-1121

1122-14720

14721+

Michigan

Saturday, August 1, 2020

Michigan (Statewide) Case Fatality Rate

7.5%

Current Totals

Case Status	Cases	Deaths
Confirmed	82,356	6,206
Probable	8,976	251
Total	91,332	6,457

Laboratory Testing

Test Type	Tests Performed
Diagnostic	1,900,915
Serology	216,608
Total	2,117,523

Microsoft Power BI

< 1 of 7 >

Q

X

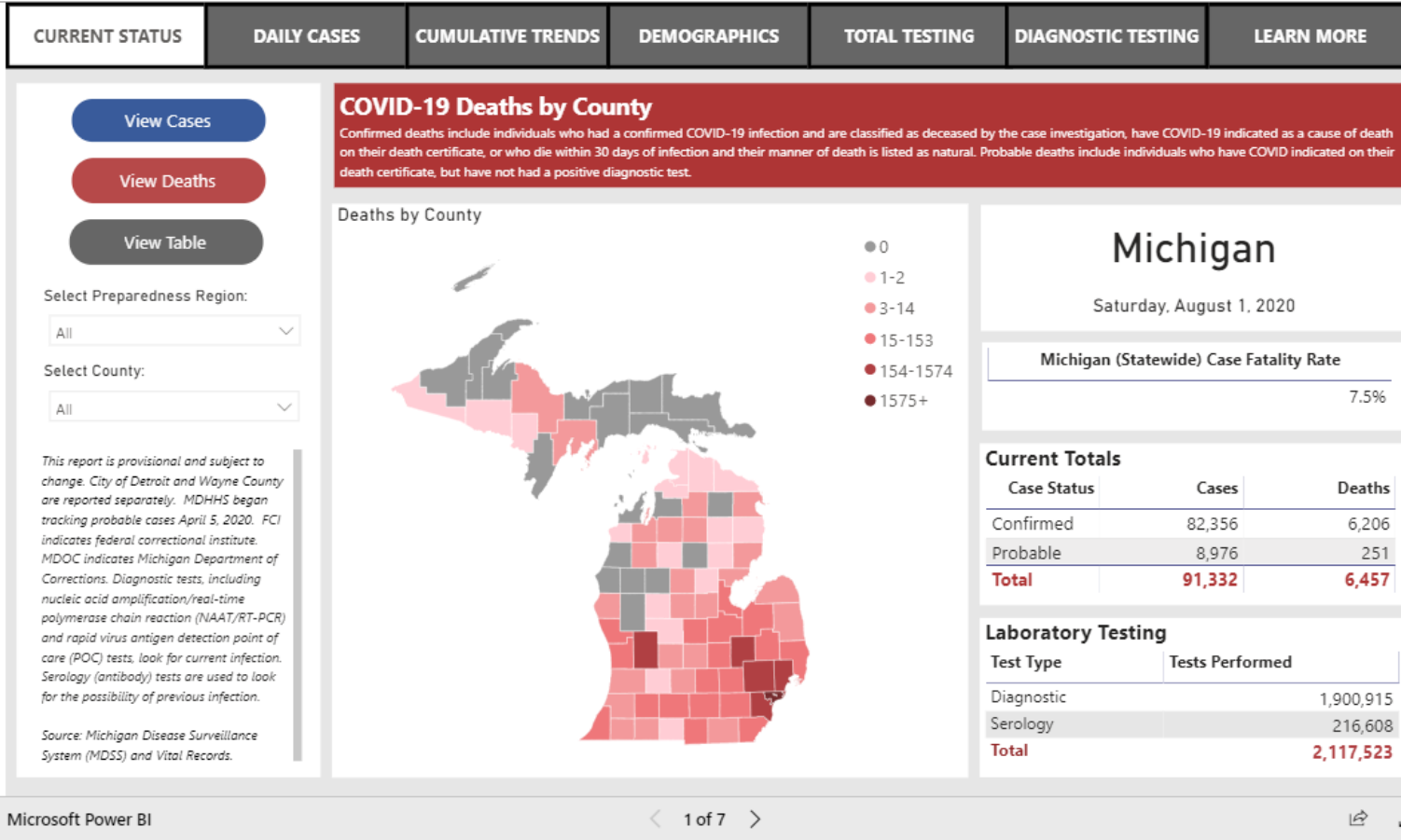
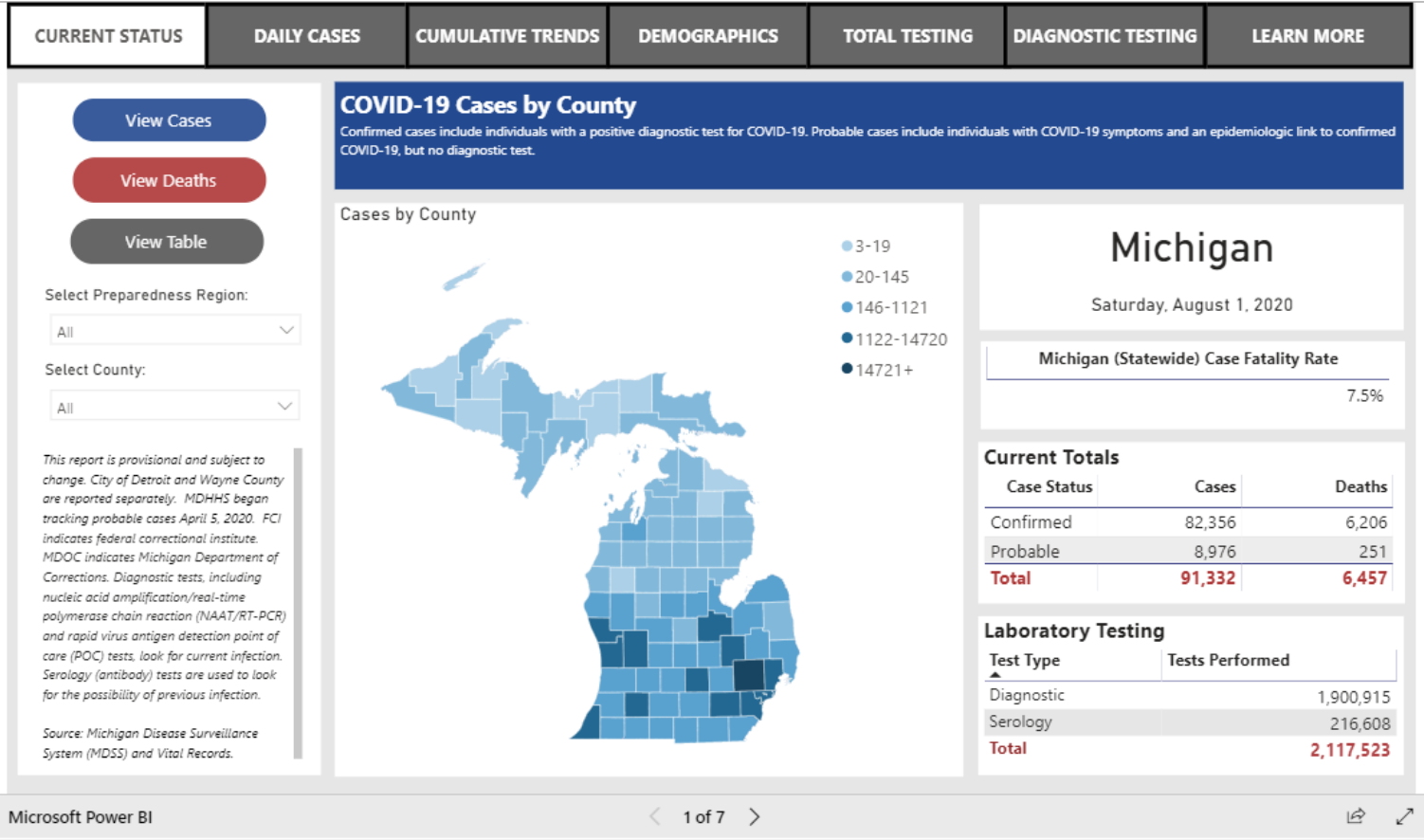
Cases by Hispanic/Latino Ethnicity

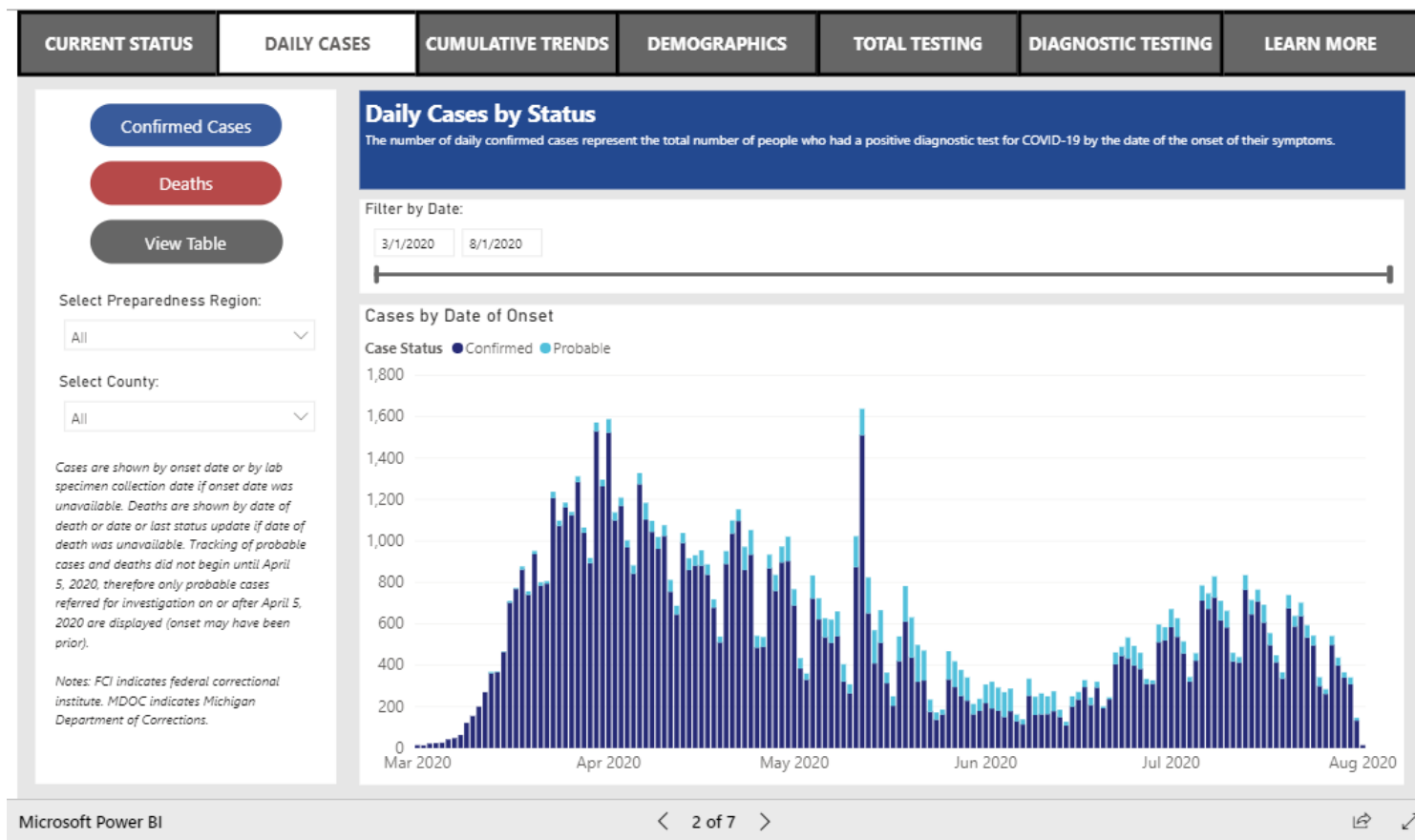
Hispanic/Latino Ethnicity	Percentage of Overall Cases by Ethnicity	Percentage of Deceased Cases by Ethnicity
Hispanic/Latino	8%	2%
Non-Hispanic Latino	65%	83%
Unknown	27%	15%

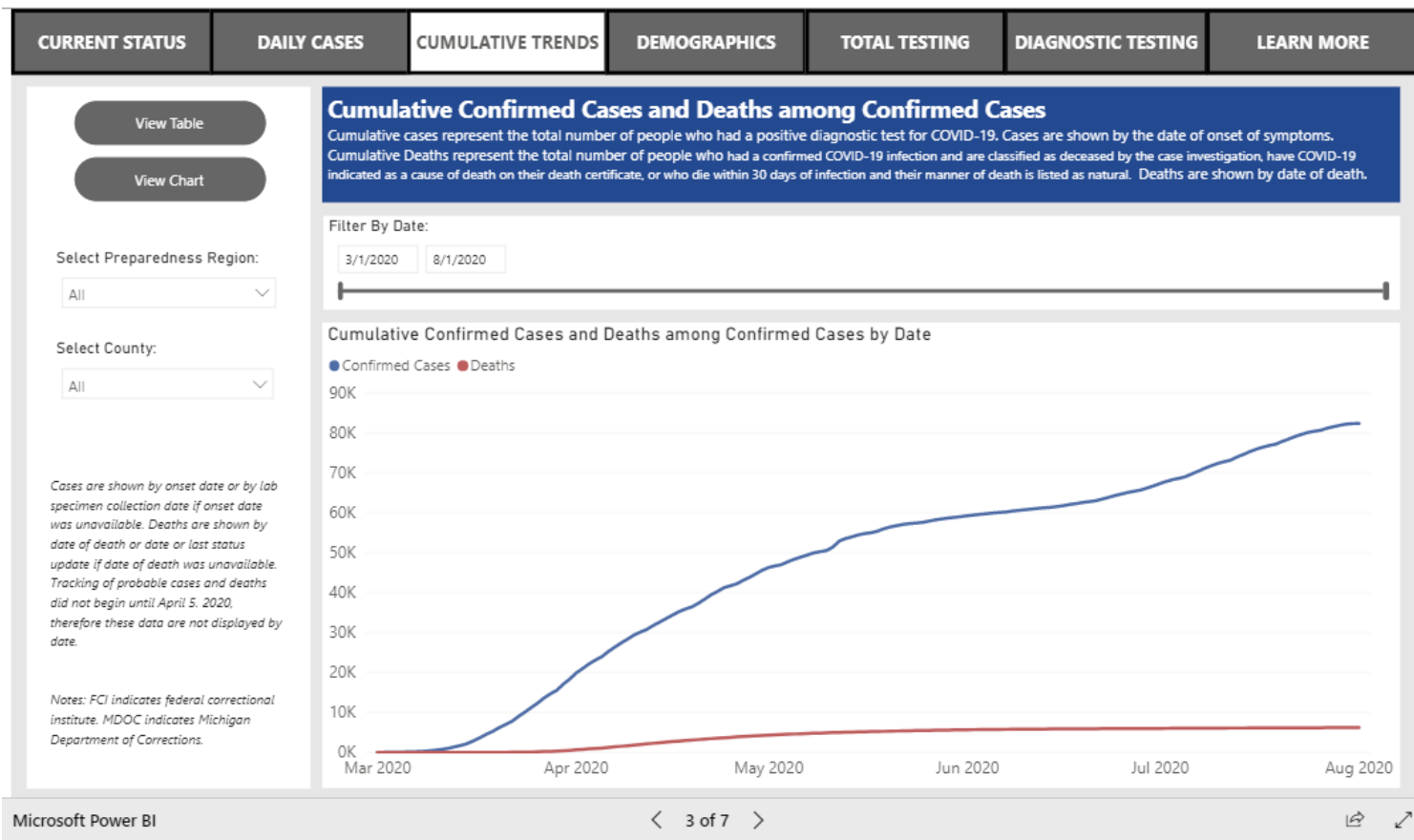
Totals may not add to 100% due to rounding

https://www.michigan.gov/coronavirus/0,9753,7-406-98163_98173---,00.html

2/3

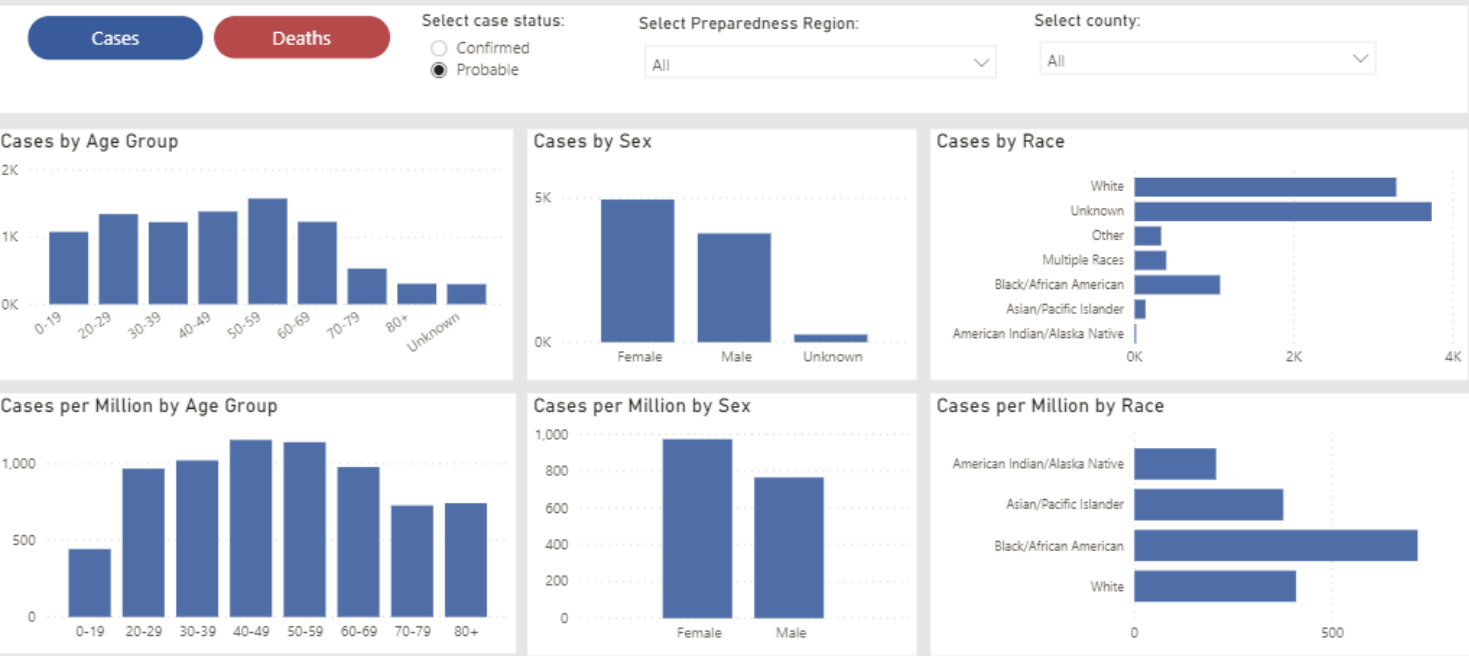






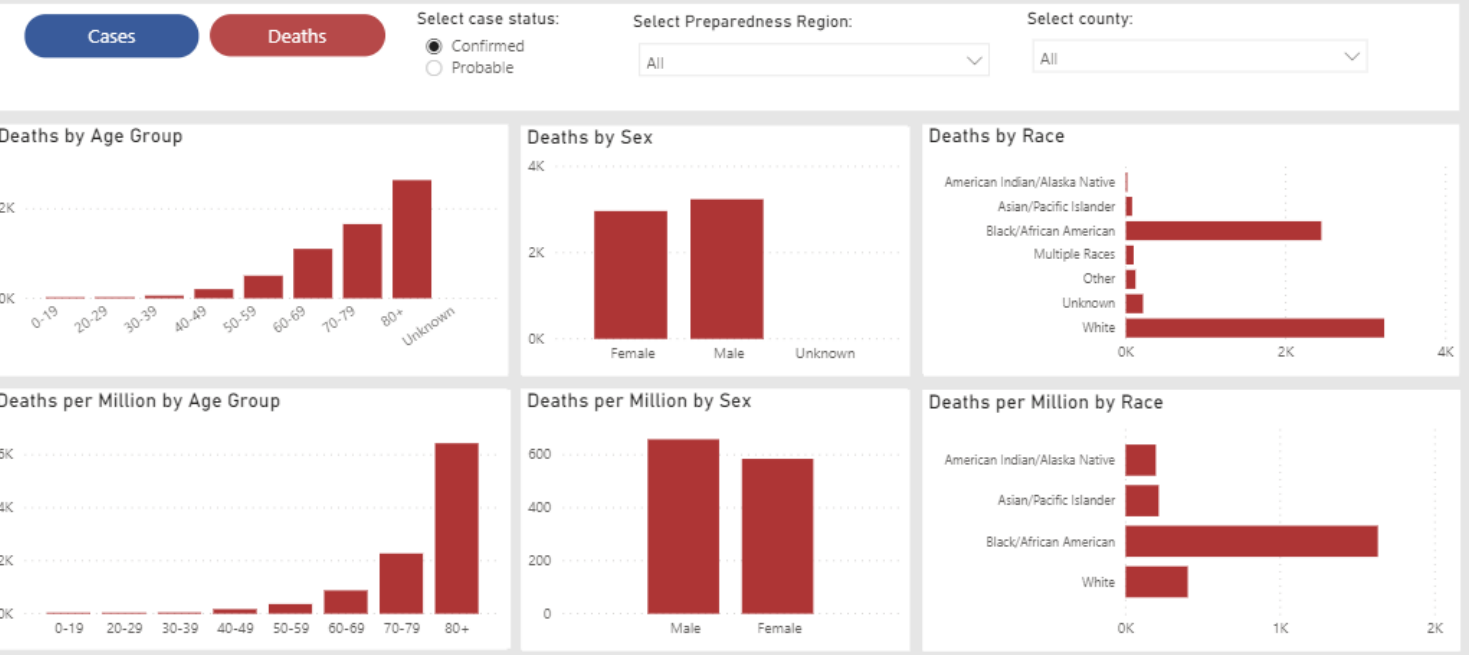
Cases by Demographic Characteristics

Data are suppressed when the number of cases is five or below to protect the confidentiality of individuals. The sum of the cases for individual categories may be fewer than the total number of cases due to data suppression. Rates are not calculated for multiple races, other, and unknown race categories due to the unavailability of an appropriate denominator.



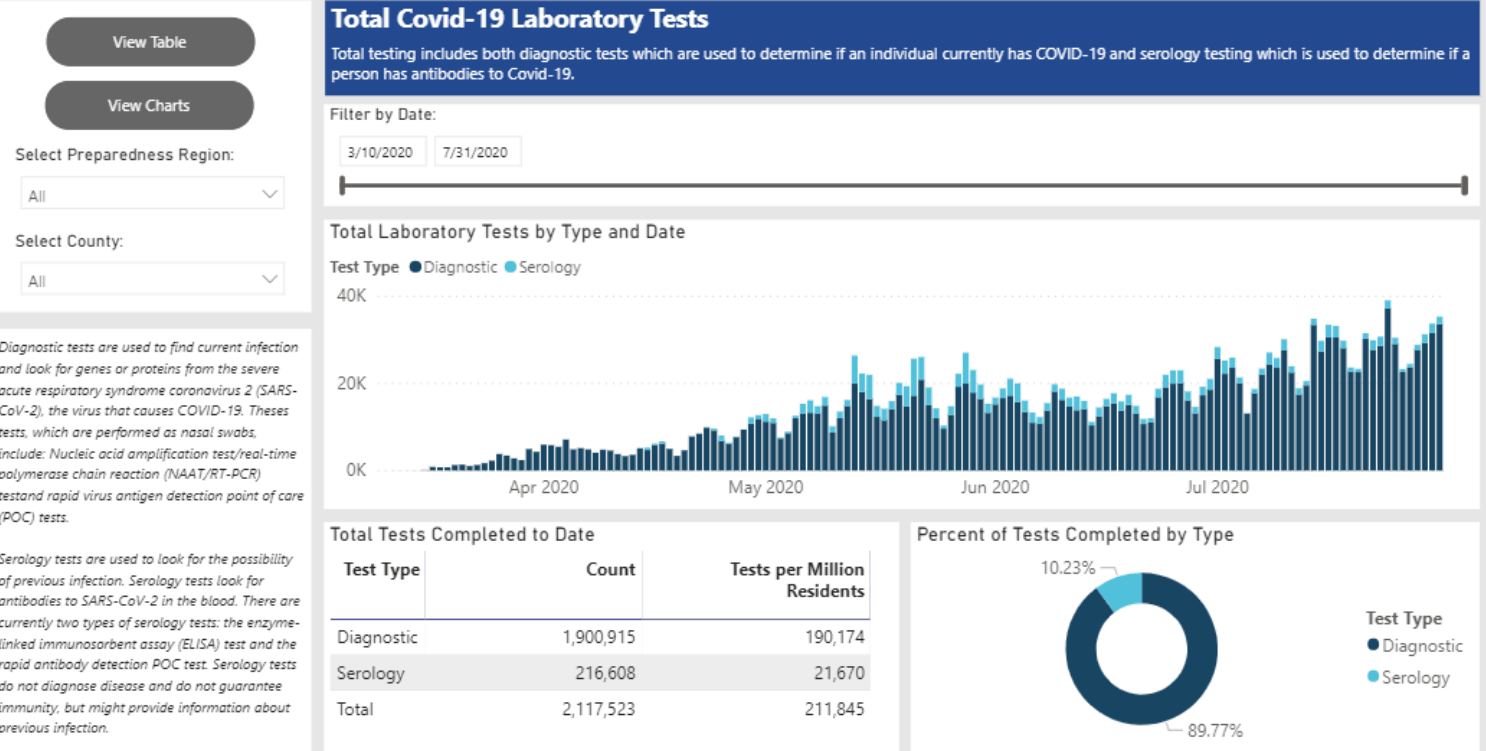
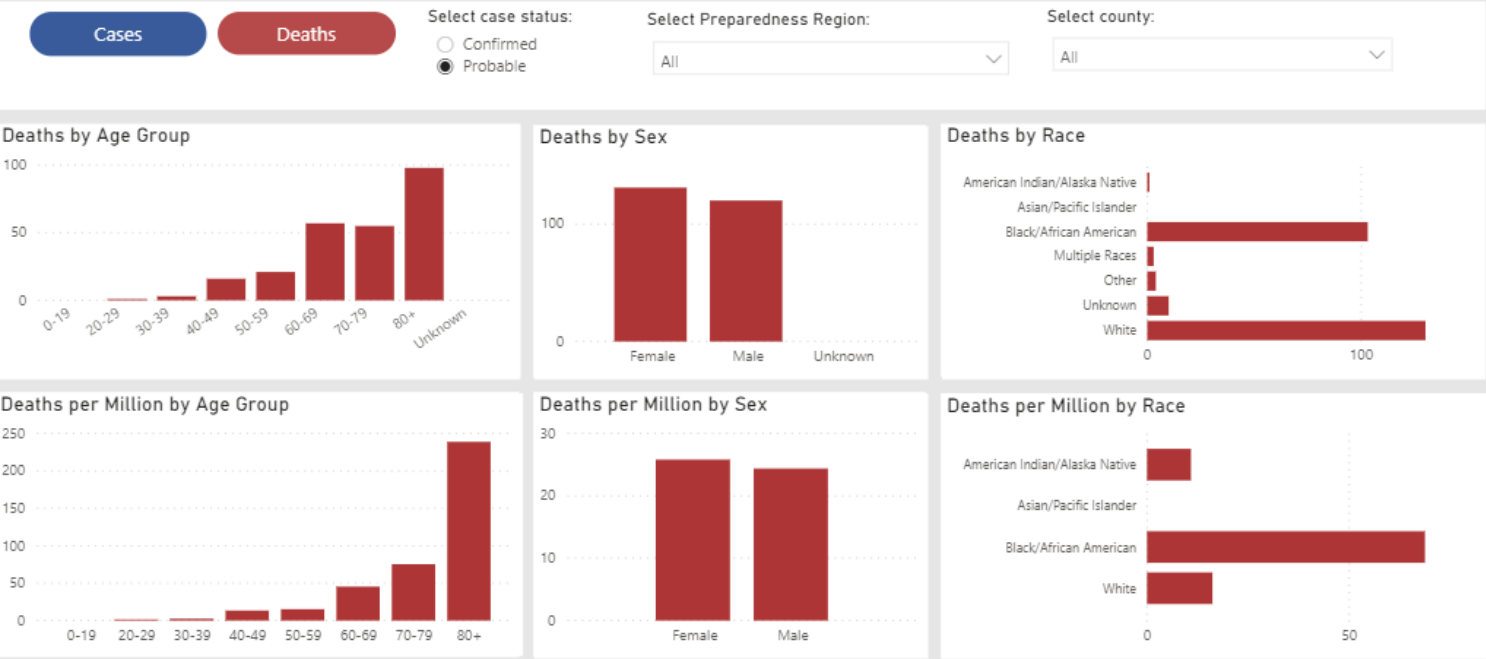
Deaths by Demographic Characteristics

Data are suppressed when the number of deaths is five or below to protect the confidentiality of individuals. The sum of the deaths for individual categories may be fewer than the total number of deaths due to data suppression. Rates are not calculated for multiple races, other, and unknown race categories due to the unavailability of an appropriate denominator.



Deaths by Demographic Characteristics

Data are suppressed when the number of deaths is five or below to protect the confidentiality of individuals. The sum of the deaths for individual categories may be fewer than the total number of deaths due to data suppression. Rates are not calculated for multiple races, other, and unknown race categories due to the unavailability of an appropriate denominator.



PUBLIC USE DATASETS

Cases and Deaths by County

README

Includes total cases and deaths to date by case status (confirmed or probable) and county.

County is based on the county of residence.

Confirmed cases only include individuals who have had a positive diagnostic laboratory test for COVID-19.

Probable cases include individuals who have symptoms consistent with COVID-19 and an epidemiologic link to a confirmed case or a positive serology (antibody) test, but do not have a positive diagnostic laboratory test for COVID-19 and individuals with a positive serology (antibody) test for COVID-19 and an epidemiologic link to a confirmed case.

Confirmed deaths include individuals who meet one or more of the following conditions: 1) Have been identified as a confirmed case and classified as deceased as a result of a case investigation in the Michigan Disease Surveillance System (MDSS). MDSS is the database used by state and local health department to monitor reportable diseases like COVID-19; 2) have been identified as a confirmed case in MDSS had have a death certificate with COVID-19 listed as a cause of death; 3) have been identified as a confirmed case in MDSS and die within 30 days of onset of COVID-19 infection and have a death certificate which classifies their manner death as 'natural'.

Probable deaths include individuals who have COVID indicated as a cause of death on their death certificate but have not had a positive diagnostic laboratory test.

The number of probable cases can change daily based on information obtained through the health department investigation. Probable cases can be re-classified as a confirmed case or determined to not be a case.

CASES AND DEATHS BY COUNTY 2020-08-01

Updated	COUNTY	ConfirmedCases	ConfirmedDeaths	ProbableCases	ProbableDeaths
2020/08/01 12:26:05	Alcona	24	1	4	0
2020/08/01 12:26:05	Alger	6	0	2	0
2020/08/01 12:26:05	Allegan	443	7	55	0
2020/08/01 12:26:05	Alpena	111	13	14	0
2020/08/01 12:26:05	Antrim	32	0	4	0
2020/08/01 12:26:05	Arenac	36	3	4	0
2020/08/01 12:26:05	Baraga	5	0		
2020/08/01 12:26:05	Barry	141	2	30	0
2020/08/01 12:26:05	Bay	485	31	57	0
2020/08/01 12:26:05	Benzie	26	1	2	0
2020/08/01 12:26:05	Berrien	1104	65	179	0
2020/08/01 12:26:05	Branch	295	2	32	0
2020/08/01 12:26:05	Calhoun	647	41	90	1
2020/08/01 12:26:05	Cass	272	10	18	0
2020/08/01 12:26:05	Charlevoix	38	2	4	0
2020/08/01 12:26:05	Cheboygan	32	2	6	0
2020/08/01 12:26:05	Chippewa	23	0	8	0
2020/08/01 12:26:05	Clare	55	3	4	0
2020/08/01 12:26:05	Clinton	347	13	65	0
2020/08/01 12:26:05	Crawford	88	5	7	0
2020/08/01 12:26:05	Delta	60	3	17	0
2020/08/01 12:26:05	Dickinson	44	2	1	0
2020/08/01 12:26:05	Eaton	370	7	81	0
2020/08/01 12:26:05	Emmet	49	2	7	0
2020/08/01 12:26:05	Genesee	2796	269	691	25
2020/08/01 12:26:05	Gladwin	50	2	2	0
2020/08/01 12:26:05	Gogebic	81	1	7	0
2020/08/01 12:26:05	Grand Traverse	171	5	25	0
2020/08/01 12:26:05	Gratiot	128	15	16	0
2020/08/01 12:26:05	Hillsdale	232	25	18	0
2020/08/01 12:26:05	Houghton	40	0	7	0
2020/08/01 12:26:05	Huron	125	4	21	0
2020/08/01 12:26:05	Ingham	1425	30	48	0
2020/08/01 12:26:05	Ionia	231	5	35	0
2020/08/01 12:26:05	Iosco	109	11	20	1
2020/08/01 12:26:05	Iron	17	1		
2020/08/01 12:26:05	Isabella	174	9	24	0
2020/08/01 12:26:05	Jackson	660	32	20	1
2020/08/01 12:26:05	Kalamazoo	1421	80	120	1
2020/08/01 12:26:05	Kalkaska	36	4	12	0
2020/08/01 12:26:05	Kent	6472	151	633	3
2020/08/01 12:26:05	Keweenaw	2	0	1	0
2020/08/01 12:26:05	Lake	16	0	1	0
2020/08/01 12:26:05	Lapeer	333	31	79	1
2020/08/01 12:26:05	Leelanau	60	0	4	0
2020/08/01 12:26:05	Lenawee	350	12	40	0
2020/08/01 12:26:05	Livingston	626	27	143	1

2020/08/01 12:26:05	Luce	3	0		
2020/08/01 12:26:05	Mackinac	16	0	4	0
2020/08/01 12:26:05	Macomb	9225	899	340	37
2020/08/01 12:26:05	Manistee	31	0	1	0
2020/08/01 12:26:05	Marquette	123	11	10	0
2020/08/01 12:26:05	Mason	87	0	10	0
2020/08/01 12:26:05	Mecosta	51	2	5	0
2020/08/01 12:26:05	Menominee	87	0	4	0
2020/08/01 12:26:05	Midland	227	9	71	0
2020/08/01 12:26:05	Missaukee	26	1	14	0
2020/08/01 12:26:05	Monroe	769	21	113	1
2020/08/01 12:26:05	Montcalm	160	1	19	0
2020/08/01 12:26:05	Montmorency	7	0	1	0
2020/08/01 12:26:05	Muskegon	1075	58	47	0
2020/08/01 12:26:05	Newaygo	238	0	8	0
2020/08/01 12:26:05	Oakland	11470	1084	3251	42
2020/08/01 12:26:05	Oceana	442	6	20	0
2020/08/01 12:26:05	Ogemaw	37	2	14	0
2020/08/01 12:26:05	Ontonagon	3	0	1	0
2020/08/01 12:26:05	Osceola	60	0	8	0
2020/08/01 12:26:05	Oscoda	18	1	6	0
2020/08/01 12:26:05	Otsego	113	10	18	0
2020/08/01 12:26:05	Ottawa	1641	49	98	5
2020/08/01 12:26:05	Presque Isle	14	1	2	0
2020/08/01 12:26:05	Roscommon	42	0	5	0
2020/08/01 12:26:05	Saginaw	1739	126	97	3
2020/08/01 12:26:05	Sanilac	87	5	4	1
2020/08/01 12:26:05	Schoolcraft	9	0		
2020/08/01 12:26:05	Shiawassee	299	27	26	1
2020/08/01 12:26:05	St Clair	651	52	120	1
2020/08/01 12:26:05	St Joseph	482	7	69	0
2020/08/01 12:26:05	Tuscola	280	27	24	0
2020/08/01 12:26:05	Van Buren	367	10	37	1
2020/08/01 12:26:05	Washtenaw	2084	112	301	0
2020/08/01 12:26:05	Wayne	12915	1192	662	36
2020/08/01 12:26:05	Wexford	55	4	9	0
2020/08/01 12:26:05	MDOC	4145	69	1	0
2020/08/01 12:26:05	FCI	190	5	4	0
2020/08/01 12:26:05	Out-of-State	83	0	1	0
2020/08/01 12:26:05	Unknown	1	0	3	0
2020/08/01 12:26:05	Detroit City	12716	1486	890	89

PUBLIC USE DATASETS

Cases by Demographics Statewide

README

Includes the total number of confirmed and probable cases and confirmed and probable deaths to date by demographic characteristics

Confirmed cases only include individuals who have had a positive diagnostic laboratory test for COVID-19.

Probable cases include individuals who have symptoms consistent with COVID-19 and an epidemiologic link to a confirmed case or a positive serology (antibody) test, but do not have a positive diagnostic laboratory test for COVID-19 and individuals with a positive serology (antibody) test for COVID-19 and an epidemiologic link to a confirmed case.

Confirmed deaths include individuals who meet one or more of the following conditions: 1) Have been identified as a confirmed case and classified as deceased as a result of a case investigation in the Michigan Disease Surveillance System (MDSS). MDSS is the database used by state and local health department to monitor reportable diseases like COVID-19; 2) have been identified as a confirmed case in MDSS had have a death certificate with COVID-19 listed as a cause of death; 3) have been identified as a confirmed case in MDSS and die within 30 days of onset of COVID-19 infection and have a death certificate which classifies their manner death as 'natural'.

Probable deaths include individuals who have COVID indicated as a cause of death on their death certificate but have not had a positive diagnostic laboratory test.

The number of probable cases can change daily based on information obtained through the health department investigation. Probable cases can be re-classified as a confirmed case or determined to not be a case.

Data is suppressed when the number of cases or deaths in a single category is between one and five to protect the confidentiality of individuals.

CASES BY DEMOGRAPHICS STATEWIDE 2020-08-01

CASE_STATUS	AgeCat	RaceCat	SEX	Cases	Deaths
Confirmed	0-19	American Indian/Alaska Native	Female	19	0
Confirmed	20-29	American Indian/Alaska Native	Female	34	0
Confirmed	30-39	American Indian/Alaska Native	Female	24	0
Confirmed	40-49	American Indian/Alaska Native	Female	31	0
Confirmed	50-59	American Indian/Alaska Native	Female	36	0
Confirmed	60-69	American Indian/Alaska Native	Female	17	Suppressed
Confirmed	70-79	American Indian/Alaska Native	Female	13	Suppressed
Confirmed	80+	American Indian/Alaska Native	Female	Suppressed	Suppressed
Confirmed	Unknown	American Indian/Alaska Native	Female	0	0
Confirmed	0-19	Asian/Pacific Islander	Female	46	0
Confirmed	20-29	Asian/Pacific Islander	Female	128	0
Confirmed	30-39	Asian/Pacific Islander	Female	176	0
Confirmed	40-49	Asian/Pacific Islander	Female	165	0
Confirmed	50-59	Asian/Pacific Islander	Female	144	Suppressed
Confirmed	60-69	Asian/Pacific Islander	Female	89	Suppressed
Confirmed	70-79	Asian/Pacific Islander	Female	43	10
Confirmed	80+	Asian/Pacific Islander	Female	52	22
Confirmed	Unknown	Asian/Pacific Islander	Female	0	0
Confirmed	0-19	Black/African American	Female	508	Suppressed
Confirmed	20-29	Black/African American	Female	1761	Suppressed
Confirmed	30-39	Black/African American	Female	1834	8
Confirmed	40-49	Black/African American	Female	1983	51
Confirmed	50-59	Black/African American	Female	1921	104
Confirmed	60-69	Black/African American	Female	1784	222
Confirmed	70-79	Black/African American	Female	1235	303
Confirmed	80+	Black/African American	Female	994	411
Confirmed	Unknown	Black/African American	Female	0	0
Confirmed	0-19	Multiple Races	Female	205	0
Confirmed	20-29	Multiple Races	Female	561	0
Confirmed	30-39	Multiple Races	Female	491	0
Confirmed	40-49	Multiple Races	Female	597	Suppressed
Confirmed	50-59	Multiple Races	Female	621	Suppressed
Confirmed	60-69	Multiple Races	Female	396	Suppressed
Confirmed	70-79	Multiple Races	Female	175	11
Confirmed	80+	Multiple Races	Female	181	19
Confirmed	Unknown	Multiple Races	Female	Suppressed	0
Confirmed	0-19	Other	Female	343	0
Confirmed	20-29	Other	Female	559	0
Confirmed	30-39	Other	Female	445	Suppressed
Confirmed	40-49	Other	Female	448	Suppressed
Confirmed	50-59	Other	Female	305	Suppressed
Confirmed	60-69	Other	Female	196	13
Confirmed	70-79	Other	Female	98	14
Confirmed	80+	Other	Female	96	20
Confirmed	Unknown	Other	Female	Suppressed	0
Confirmed	0-19	Unknown	Female	489	0
Confirmed	20-29	Unknown	Female	973	0

Confirmed	30-39	Unknown	Female	844	0
Confirmed	40-49	Unknown	Female	982	Suppressed
Confirmed	50-59	Unknown	Female	989	6
Confirmed	60-69	Unknown	Female	737	16
Confirmed	70-79	Unknown	Female	459	27
Confirmed	80+	Unknown	Female	526	49
Confirmed	Unknown	Unknown	Female	6	0
Confirmed	0-19	White	Female	1285	0
Confirmed	20-29	White	Female	3179	Suppressed
Confirmed	30-39	White	Female	2312	7
Confirmed	40-49	White	Female	2326	20
Confirmed	50-59	White	Female	2679	63
Confirmed	60-69	White	Female	2206	158
Confirmed	70-79	White	Female	1695	355
Confirmed	80+	White	Female	2798	1013
Confirmed	Unknown	White	Female	12	0
Confirmed	0-19	American Indian/Alaska Native	Male	8	0
Confirmed	20-29	American Indian/Alaska Native	Male	19	0
Confirmed	30-39	American Indian/Alaska Native	Male	28	0
Confirmed	40-49	American Indian/Alaska Native	Male	33	0
Confirmed	50-59	American Indian/Alaska Native	Male	31	Suppressed
Confirmed	60-69	American Indian/Alaska Native	Male	22	Suppressed
Confirmed	70-79	American Indian/Alaska Native	Male	14	6
Confirmed	80+	American Indian/Alaska Native	Male	Suppressed	Suppressed
Confirmed	Unknown	American Indian/Alaska Native	Male	0	0
Confirmed	0-19	Asian/Pacific Islander	Male	49	0
Confirmed	20-29	Asian/Pacific Islander	Male	145	0
Confirmed	30-39	Asian/Pacific Islander	Male	155	0
Confirmed	40-49	Asian/Pacific Islander	Male	141	Suppressed
Confirmed	50-59	Asian/Pacific Islander	Male	123	Suppressed
Confirmed	60-69	Asian/Pacific Islander	Male	92	11
Confirmed	70-79	Asian/Pacific Islander	Male	41	11
Confirmed	80+	Asian/Pacific Islander	Male	33	16
Confirmed	Unknown	Asian/Pacific Islander	Male	0	0
Confirmed	0-19	Black/African American	Male	442	Suppressed
Confirmed	20-29	Black/African American	Male	1255	11
Confirmed	30-39	Black/African American	Male	1410	27
Confirmed	40-49	Black/African American	Male	1623	69
Confirmed	50-59	Black/African American	Male	1939	187
Confirmed	60-69	Black/African American	Male	1901	334
Confirmed	70-79	Black/African American	Male	1240	407
Confirmed	80+	Black/African American	Male	583	302
Confirmed	Unknown	Black/African American	Male	Suppressed	0
Confirmed	0-19	Multiple Races	Male	193	0
Confirmed	20-29	Multiple Races	Male	392	0
Confirmed	30-39	Multiple Races	Male	366	0
Confirmed	40-49	Multiple Races	Male	419	Suppressed
Confirmed	50-59	Multiple Races	Male	445	Suppressed
Confirmed	60-69	Multiple Races	Male	320	21
Confirmed	70-79	Multiple Races	Male	164	13

Confirmed	80+	Multiple Races	Male	69	17
Confirmed	Unknown	Multiple Races	Male	0	0
Confirmed	0-19	Other	Male	379	0
Confirmed	20-29	Other	Male	560	Suppressed
Confirmed	30-39	Other	Male	535	Suppressed
Confirmed	40-49	Other	Male	472	Suppressed
Confirmed	50-59	Other	Male	333	7
Confirmed	60-69	Other	Male	212	23
Confirmed	70-79	Other	Male	112	17
Confirmed	80+	Other	Male	48	11
Confirmed	Unknown	Other	Male	Suppressed	0
Confirmed	0-19	Unknown	Male	565	0
Confirmed	20-29	Unknown	Male	1001	Suppressed
Confirmed	30-39	Unknown	Male	921	Suppressed
Confirmed	40-49	Unknown	Male	996	11
Confirmed	50-59	Unknown	Male	1037	9
Confirmed	60-69	Unknown	Male	782	20
Confirmed	70-79	Unknown	Male	396	27
Confirmed	80+	Unknown	Male	252	42
Confirmed	Unknown	Unknown	Male	8	0
Confirmed	0-19	White	Male	1170	0
Confirmed	20-29	White	Male	2463	Suppressed
Confirmed	30-39	White	Male	2267	12
Confirmed	40-49	White	Male	2244	37
Confirmed	50-59	White	Male	2724	114
Confirmed	60-69	White	Male	2494	272
Confirmed	70-79	White	Male	1697	456
Confirmed	80+	White	Male	1503	715
Confirmed	Unknown	White	Male	6	0
Confirmed	0-19	American Indian/Alaska Native	Unknown	0	0
Confirmed	20-29	American Indian/Alaska Native	Unknown	0	0
Confirmed	30-39	American Indian/Alaska Native	Unknown	0	0
Confirmed	40-49	American Indian/Alaska Native	Unknown	0	0
Confirmed	50-59	American Indian/Alaska Native	Unknown	0	0
Confirmed	60-69	American Indian/Alaska Native	Unknown	0	0
Confirmed	70-79	American Indian/Alaska Native	Unknown	0	0
Confirmed	80+	American Indian/Alaska Native	Unknown	0	0
Confirmed	Unknown	American Indian/Alaska Native	Unknown	0	0
Confirmed	0-19	Asian/Pacific Islander	Unknown	0	0
Confirmed	20-29	Asian/Pacific Islander	Unknown	0	0
Confirmed	30-39	Asian/Pacific Islander	Unknown	Suppressed	0
Confirmed	40-49	Asian/Pacific Islander	Unknown	0	0
Confirmed	50-59	Asian/Pacific Islander	Unknown	0	0
Confirmed	60-69	Asian/Pacific Islander	Unknown	0	0
Confirmed	70-79	Asian/Pacific Islander	Unknown	0	0
Confirmed	80+	Asian/Pacific Islander	Unknown	0	0
Confirmed	Unknown	Asian/Pacific Islander	Unknown	0	0
Confirmed	0-19	Black/African American	Unknown	Suppressed	0
Confirmed	20-29	Black/African American	Unknown	Suppressed	0
Confirmed	30-39	Black/African American	Unknown	Suppressed	0

Confirmed	40-49	Black/African American	Unknown	Suppressed	0
Confirmed	50-59	Black/African American	Unknown	Suppressed	0
Confirmed	60-69	Black/African American	Unknown	Suppressed	0
Confirmed	70-79	Black/African American	Unknown	Suppressed	0
Confirmed	80+	Black/African American	Unknown	Suppressed	0
Confirmed	Unknown	Black/African American	Unknown	Suppressed	0
Confirmed	0-19	Multiple Races	Unknown	Suppressed	0
Confirmed	20-29	Multiple Races	Unknown	Suppressed	0
Confirmed	30-39	Multiple Races	Unknown	Suppressed	0
Confirmed	40-49	Multiple Races	Unknown	0	0
Confirmed	50-59	Multiple Races	Unknown	Suppressed	0
Confirmed	60-69	Multiple Races	Unknown	Suppressed	0
Confirmed	70-79	Multiple Races	Unknown	Suppressed	0
Confirmed	80+	Multiple Races	Unknown	0	0
Confirmed	Unknown	Multiple Races	Unknown	0	0
Confirmed	0-19	Other	Unknown	Suppressed	0
Confirmed	20-29	Other	Unknown	0	0
Confirmed	30-39	Other	Unknown	Suppressed	0
Confirmed	40-49	Other	Unknown	Suppressed	0
Confirmed	50-59	Other	Unknown	0	0
Confirmed	60-69	Other	Unknown	0	0
Confirmed	70-79	Other	Unknown	Suppressed	0
Confirmed	80+	Other	Unknown	0	0
Confirmed	Unknown	Other	Unknown	0	0
Confirmed	0-19	Unknown	Unknown	13	0
Confirmed	20-29	Unknown	Unknown	21	0
Confirmed	30-39	Unknown	Unknown	19	0
Confirmed	40-49	Unknown	Unknown	26	0
Confirmed	50-59	Unknown	Unknown	24	0
Confirmed	60-69	Unknown	Unknown	12	0
Confirmed	70-79	Unknown	Unknown	8	0
Confirmed	80+	Unknown	Unknown	19	0
Confirmed	Unknown	Unknown	Unknown	Suppressed	0
Confirmed	0-19	White	Unknown	Suppressed	0
Confirmed	20-29	White	Unknown	Suppressed	0
Confirmed	30-39	White	Unknown	Suppressed	0
Confirmed	40-49	White	Unknown	Suppressed	0
Confirmed	50-59	White	Unknown	Suppressed	0
Confirmed	60-69	White	Unknown	Suppressed	0
Confirmed	70-79	White	Unknown	Suppressed	0
Confirmed	80+	White	Unknown	Suppressed	0
Confirmed	Unknown	White	Unknown	0	0
Probable	0-19	American Indian/Alaska Native	Female	Suppressed	0
Probable	20-29	American Indian/Alaska Native	Female	Suppressed	0
Probable	30-39	American Indian/Alaska Native	Female	Suppressed	0
Probable	40-49	American Indian/Alaska Native	Female	Suppressed	0
Probable	50-59	American Indian/Alaska Native	Female	Suppressed	0
Probable	60-69	American Indian/Alaska Native	Female	Suppressed	0
Probable	70-79	American Indian/Alaska Native	Female	Suppressed	0
Probable	80+	American Indian/Alaska Native	Female	0	0

Probable	Unknown	American Indian/Alaska Native	Female	0	0
Probable	0-19	Asian/Pacific Islander	Female	16	0
Probable	20-29	Asian/Pacific Islander	Female	20	0
Probable	30-39	Asian/Pacific Islander	Female	18	0
Probable	40-49	Asian/Pacific Islander	Female	6	0
Probable	50-59	Asian/Pacific Islander	Female	11	0
Probable	60-69	Asian/Pacific Islander	Female	Suppressed	0
Probable	70-79	Asian/Pacific Islander	Female	Suppressed	0
Probable	80+	Asian/Pacific Islander	Female	0	0
Probable	Unknown	Asian/Pacific Islander	Female	Suppressed	0
Probable	0-19	Black/African American	Female	52	0
Probable	20-29	Black/African American	Female	107	0
Probable	30-39	Black/African American	Female	87	0
Probable	40-49	Black/African American	Female	115	Suppressed
Probable	50-59	Black/African American	Female	120	6
Probable	60-69	Black/African American	Female	107	11
Probable	70-79	Black/African American	Female	42	8
Probable	80+	Black/African American	Female	26	18
Probable	Unknown	Black/African American	Female	Suppressed	0
Probable	0-19	Multiple Races	Female	22	0
Probable	20-29	Multiple Races	Female	35	0
Probable	30-39	Multiple Races	Female	19	0
Probable	40-49	Multiple Races	Female	46	0
Probable	50-59	Multiple Races	Female	49	0
Probable	60-69	Multiple Races	Female	34	0
Probable	70-79	Multiple Races	Female	9	0
Probable	80+	Multiple Races	Female	Suppressed	Suppressed
Probable	Unknown	Multiple Races	Female	Suppressed	0
Probable	0-19	Other	Female	42	0
Probable	20-29	Other	Female	26	0
Probable	30-39	Other	Female	31	0
Probable	40-49	Other	Female	25	0
Probable	50-59	Other	Female	22	Suppressed
Probable	60-69	Other	Female	15	Suppressed
Probable	70-79	Other	Female	7	0
Probable	80+	Other	Female	Suppressed	0
Probable	Unknown	Other	Female	Suppressed	0
Probable	0-19	Unknown	Female	143	0
Probable	20-29	Unknown	Female	295	0
Probable	30-39	Unknown	Female	272	0
Probable	40-49	Unknown	Female	355	0
Probable	50-59	Unknown	Female	381	0
Probable	60-69	Unknown	Female	316	Suppressed
Probable	70-79	Unknown	Female	135	0
Probable	80+	Unknown	Female	70	Suppressed
Probable	Unknown	Unknown	Female	23	0
Probable	0-19	White	Female	244	0
Probable	20-29	White	Female	283	0
Probable	30-39	White	Female	240	0
Probable	40-49	White	Female	274	Suppressed

Probable	50-59	White	Female	326	Suppressed
Probable	60-69	White	Female	223	15
Probable	70-79	White	Female	112	16
Probable	80+	White	Female	86	39
Probable	Unknown	White	Female	25	0
Probable	0-19	American Indian/Alaska Native	Male	0	0
Probable	20-29	American Indian/Alaska Native	Male	Suppressed	0
Probable	30-39	American Indian/Alaska Native	Male	0	0
Probable	40-49	American Indian/Alaska Native	Male	Suppressed	0
Probable	50-59	American Indian/Alaska Native	Male	Suppressed	0
Probable	60-69	American Indian/Alaska Native	Male	Suppressed	0
Probable	70-79	American Indian/Alaska Native	Male	0	0
Probable	80+	American Indian/Alaska Native	Male	Suppressed	Suppressed
Probable	Unknown	American Indian/Alaska Native	Male	0	0
Probable	0-19	Asian/Pacific Islander	Male	14	0
Probable	20-29	Asian/Pacific Islander	Male	14	0
Probable	30-39	Asian/Pacific Islander	Male	16	0
Probable	40-49	Asian/Pacific Islander	Male	Suppressed	0
Probable	50-59	Asian/Pacific Islander	Male	7	0
Probable	60-69	Asian/Pacific Islander	Male	Suppressed	0
Probable	70-79	Asian/Pacific Islander	Male	Suppressed	0
Probable	80+	Asian/Pacific Islander	Male	0	0
Probable	Unknown	Asian/Pacific Islander	Male	0	0
Probable	0-19	Black/African American	Male	48	0
Probable	20-29	Black/African American	Male	51	0
Probable	30-39	Black/African American	Male	46	0
Probable	40-49	Black/African American	Male	53	7
Probable	50-59	Black/African American	Male	82	6
Probable	60-69	Black/African American	Male	76	14
Probable	70-79	Black/African American	Male	40	20
Probable	80+	Black/African American	Male	14	10
Probable	Unknown	Black/African American	Male	Suppressed	0
Probable	0-19	Multiple Races	Male	27	0
Probable	20-29	Multiple Races	Male	22	0
Probable	30-39	Multiple Races	Male	28	0
Probable	40-49	Multiple Races	Male	34	0
Probable	50-59	Multiple Races	Male	28	0
Probable	60-69	Multiple Races	Male	17	0
Probable	70-79	Multiple Races	Male	10	0
Probable	80+	Multiple Races	Male	Suppressed	Suppressed
Probable	Unknown	Multiple Races	Male	Suppressed	0
Probable	0-19	Other	Male	41	0
Probable	20-29	Other	Male	34	0
Probable	30-39	Other	Male	25	0
Probable	40-49	Other	Male	20	0
Probable	50-59	Other	Male	15	0
Probable	60-69	Other	Male	13	Suppressed
Probable	70-79	Other	Male	8	Suppressed
Probable	80+	Other	Male	Suppressed	0
Probable	Unknown	Other	Male	Suppressed	0

Probable	0-19	Unknown	Male	138	0
Probable	20-29	Unknown	Male	212	0
Probable	30-39	Unknown	Male	244	Suppressed
Probable	40-49	Unknown	Male	251	Suppressed
Probable	50-59	Unknown	Male	278	0
Probable	60-69	Unknown	Male	224	Suppressed
Probable	70-79	Unknown	Male	89	Suppressed
Probable	80+	Unknown	Male	42	Suppressed
Probable	Unknown	Unknown	Male	19	0
Probable	0-19	White	Male	280	0
Probable	20-29	White	Male	231	Suppressed
Probable	30-39	White	Male	189	Suppressed
Probable	40-49	White	Male	187	Suppressed
Probable	50-59	White	Male	245	Suppressed
Probable	60-69	White	Male	184	12
Probable	70-79	White	Male	74	9
Probable	80+	White	Male	55	23
Probable	Unknown	White	Male	15	0
Probable	0-19	American Indian/Alaska Native	Unknown	0	0
Probable	20-29	American Indian/Alaska Native	Unknown	0	0
Probable	30-39	American Indian/Alaska Native	Unknown	0	0
Probable	40-49	American Indian/Alaska Native	Unknown	0	0
Probable	50-59	American Indian/Alaska Native	Unknown	0	0
Probable	60-69	American Indian/Alaska Native	Unknown	0	0
Probable	70-79	American Indian/Alaska Native	Unknown	0	0
Probable	80+	American Indian/Alaska Native	Unknown	0	0
Probable	Unknown	American Indian/Alaska Native	Unknown	0	0
Probable	0-19	Asian/Pacific Islander	Unknown	0	0
Probable	20-29	Asian/Pacific Islander	Unknown	0	0
Probable	30-39	Asian/Pacific Islander	Unknown	0	0
Probable	40-49	Asian/Pacific Islander	Unknown	0	0
Probable	50-59	Asian/Pacific Islander	Unknown	0	0
Probable	60-69	Asian/Pacific Islander	Unknown	0	0
Probable	70-79	Asian/Pacific Islander	Unknown	0	0
Probable	80+	Asian/Pacific Islander	Unknown	0	0
Probable	Unknown	Asian/Pacific Islander	Unknown	0	0
Probable	0-19	Black/African American	Unknown	0	0
Probable	20-29	Black/African American	Unknown	0	0
Probable	30-39	Black/African American	Unknown	0	0
Probable	40-49	Black/African American	Unknown	0	0
Probable	50-59	Black/African American	Unknown	0	0
Probable	60-69	Black/African American	Unknown	0	0
Probable	70-79	Black/African American	Unknown	0	0
Probable	80+	Black/African American	Unknown	0	0
Probable	Unknown	Black/African American	Unknown	0	0
Probable	0-19	Multiple Races	Unknown	0	0
Probable	20-29	Multiple Races	Unknown	Suppressed	0
Probable	30-39	Multiple Races	Unknown	Suppressed	0
Probable	40-49	Multiple Races	Unknown	Suppressed	0
Probable	50-59	Multiple Races	Unknown	Suppressed	0

Probable	60-69	Multiple Races	Unknown	Suppressed	0
Probable	70-79	Multiple Races	Unknown	0	0
Probable	80+	Multiple Races	Unknown	0	0
Probable	Unknown	Multiple Races	Unknown	0	0
Probable	0-19	Other	Unknown	0	0
Probable	20-29	Other	Unknown	0	0
Probable	30-39	Other	Unknown	0	0
Probable	40-49	Other	Unknown	0	0
Probable	50-59	Other	Unknown	0	0
Probable	60-69	Other	Unknown	0	0
Probable	70-79	Other	Unknown	0	0
Probable	80+	Other	Unknown	0	0
Probable	Unknown	Other	Unknown	0	0
Probable	0-19	Unknown	Unknown	7	0
Probable	20-29	Unknown	Unknown	Suppressed	0
Probable	30-39	Unknown	Unknown	8	0
Probable	40-49	Unknown	Unknown	6	0
Probable	50-59	Unknown	Unknown	6	0
Probable	60-69	Unknown	Unknown	10	0
Probable	70-79	Unknown	Unknown	Suppressed	0
Probable	80+	Unknown	Unknown	Suppressed	0
Probable	Unknown	Unknown	Unknown	198	0
Probable	0-19	White	Unknown	Suppressed	0
Probable	20-29	White	Unknown	Suppressed	0
Probable	30-39	White	Unknown	0	0
Probable	40-49	White	Unknown	Suppressed	0
Probable	50-59	White	Unknown	Suppressed	0
Probable	60-69	White	Unknown	0	0
Probable	70-79	White	Unknown	0	0
Probable	80+	White	Unknown	0	0
Probable	Unknown	White	Unknown	Suppressed	0

PUBLIC USE DATASETS

COVID-19 Tests by County

README

Data includes tests by type (diagnostic, serology or total combined) by county.

Diagnostic tests are used to find current infection and look for genes or proteins from the severe acute respiratory syndrome coronavirus 2 (SARS-CoV-2), the virus that causes COVID-19. These tests, which are performed as nasal swabs, include: Nucleic acid amplification test/real-time polymerase chain reaction (NAAT/RT-PCR) test and rapid virus antigen detection point of care (POC) tests.

Serology tests are used to look for the possibility of previous infection. Serology tests look for antibodies to SARS-CoV-2 in the blood. There are currently two types of serology tests: the enzyme-linked immunosorbent assay (ELISA) test and the rapid antibody detection POC test. Serology tests do not diagnose disease and do not guarantee immunity, but might provide information about previous infection.

Correctional includes state and federal prisons and county and city detection facilities.

Testing data represents total tests performed, not individuals tested. A single individual may have more than one test completed.

DIAGNOSTIC TESTS BY RESULT AND COUNTY 2020-08-01

MessageDate	COUNTY	Negative	Positive	Total
7/31/2020	Alcona	8	0	8
7/31/2020	Alger	6	1	7
7/31/2020	Allegan	289	7	296
7/31/2020	Alpena	7	0	7
7/31/2020	Antrim	37	0	37
7/31/2020	Arenac	26	0	26
7/31/2020	Baraga	13	0	13
7/31/2020	Barry	156	2	158
7/31/2020	Bay	323	6	329
7/31/2020	Benzie	41	0	41
7/31/2020	Berrien	395	9	404
7/31/2020	Branch	154	4	158
7/31/2020	Calhoun	447	16	463
7/31/2020	Cass	76	6	82
7/31/2020	Charlevoix	54	0	54
7/31/2020	Cheboygan	31	0	31
7/31/2020	Chippewa	138	3	141
7/31/2020	Clare	89	1	90
7/31/2020	Clinton	105	5	110
7/31/2020	Correctional	1151	6	1157
7/31/2020	Crawford	15	0	15
7/31/2020	Delta	112	2	114
7/31/2020	Detroit City	2243	59	2302
7/31/2020	Dickinson	20	1	21
7/31/2020	Eaton	245	1	246
7/31/2020	Emmet	73	0	73
7/31/2020	Genesee	1178	54	1232
7/31/2020	Gladwin	35	1	36
7/31/2020	Gogebic	21	2	23
7/31/2020	Grand Traverse	207	1	208
7/31/2020	Gratiot	508	3	511
7/31/2020	Hillsdale	90	5	95
7/31/2020	Houghton	246	1	247
7/31/2020	Huron	134	3	137
7/31/2020	Ingham	598	12	610
7/31/2020	Ionia	134	0	134
7/31/2020	Iosco	30	0	30
7/31/2020	Iron	26	0	26
7/31/2020	Isabella	295	0	295
7/31/2020	Jackson	511	13	524
7/31/2020	Kalamazoo	1096	44	1140
7/31/2020	Kalkaska	51	1	52
7/31/2020	Kent	2337	40	2377
7/31/2020	Keweenaw	13	0	13
7/31/2020	Lake	50	0	50
7/31/2020	Lapeer	141	5	146
7/31/2020	Leelanau	62	0	62

7/31/2020	Lenawee	350	11	361
7/31/2020	Livingston	439	9	448
7/31/2020	Luce	5	0	5
7/31/2020	Mackinac	40	0	40
7/31/2020	Macomb	2116	202	2318
7/31/2020	Manistee	29	1	30
7/31/2020	Marquette	209	2	211
7/31/2020	Mason	88	0	88
7/31/2020	Mecosta	79	1	80
7/31/2020	Menominee	20	3	23
7/31/2020	Midland	98	5	103
7/31/2020	Missaukee	20	0	20
7/31/2020	Monroe	227	20	247
7/31/2020	Montcalm	188	0	188
7/31/2020	Montmorency	12	0	12
7/31/2020	Muskegon	692	7	699
7/31/2020	Newaygo	96	0	96
7/31/2020	Oakland	3635	191	3826
7/31/2020	Oceana	78	1	79
7/31/2020	Ogemaw	20	0	20
7/31/2020	Ontonagon	38	0	38
7/31/2020	Osceola	52	0	52
7/31/2020	Oscoda	6	0	6
7/31/2020	Otsego	34	0	34
7/31/2020	Ottawa	796	16	812
7/31/2020	Presque Isle	9	1	10
7/31/2020	Roscommon	40	0	40
7/31/2020	Saginaw	644	41	685
7/31/2020	Sanilac	165	6	171
7/31/2020	Schoolcraft	3	0	3
7/31/2020	Shiawassee	115	3	118
7/31/2020	St Clair	286	11	297
7/31/2020	St Joseph	162	1	163
7/31/2020	Tuscola	183	5	188
7/31/2020	Unknown	2358	65	2423
7/31/2020	Van Buren	299	8	307
7/31/2020	Washtenaw	1434	30	1464
7/31/2020	Wayne	3365	180	3545
7/31/2020	Wexford	39	1	40

PUBLIC USE DATASETS

Diagnostic Tests by Result and County

README

Data include diagnostic tests for COVID-19 by date and county.

Diagnostic tests are used to find current infection and look for genes or proteins from the severe acute respiratory syndrome coronavirus 2 (SARS-CoV-2), the virus that causes COVID-19. These tests, which are performed as nasal swabs, include: Nucleic acid amplification test/real-time polymerase chain reaction (NAAT/RT-PCR) test and rapid virus antigen detection point of care (POC) tests.

Correctional includes state and federal prisons and county and city detention facilities.

Testing data represents total tests performed, not individuals tested. A single individual may have more than one test completed.

The total number of positive tests may exceed the number of confirmed cases due to 1) a single individual may have more than one test performed; 2) MDHHS may receive data on positive tests in advance of a local health department classifying an individual as a confirmed or probable case, and 3) although efforts have been made to deduplicate testing data, some duplication may occur.

DIAGNOSTIC TESTS BY RESULT AND COUNTY 2020-08-01

MessageDate	COUNTY	Negative	Positive	Total
7/31/2020	Alcona	8	0	8
7/31/2020	Alger	6	1	7
7/31/2020	Allegan	289	7	296
7/31/2020	Alpena	7	0	7
7/31/2020	Antrim	37	0	37
7/31/2020	Arenac	26	0	26
7/31/2020	Baraga	13	0	13
7/31/2020	Barry	156	2	158
7/31/2020	Bay	323	6	329
7/31/2020	Benzie	41	0	41
7/31/2020	Berrien	395	9	404
7/31/2020	Branch	154	4	158
7/31/2020	Calhoun	447	16	463
7/31/2020	Cass	76	6	82
7/31/2020	Charlevoix	54	0	54
7/31/2020	Cheboygan	31	0	31
7/31/2020	Chippewa	138	3	141
7/31/2020	Clare	89	1	90
7/31/2020	Clinton	105	5	110
7/31/2020	Correctional	1151	6	1157
7/31/2020	Crawford	15	0	15
7/31/2020	Delta	112	2	114
7/31/2020	Detroit City	2243	59	2302
7/31/2020	Dickinson	20	1	21
7/31/2020	Eaton	245	1	246
7/31/2020	Emmet	73	0	73
7/31/2020	Genesee	1178	54	1232
7/31/2020	Gladwin	35	1	36
7/31/2020	Gogebic	21	2	23
7/31/2020	Grand Traverse	207	1	208
7/31/2020	Gratiot	508	3	511
7/31/2020	Hillsdale	90	5	95
7/31/2020	Houghton	246	1	247
7/31/2020	Huron	134	3	137
7/31/2020	Ingham	598	12	610
7/31/2020	Ionia	134	0	134
7/31/2020	Iosco	30	0	30
7/31/2020	Iron	26	0	26
7/31/2020	Isabella	295	0	295
7/31/2020	Jackson	511	13	524
7/31/2020	Kalamazoo	1096	44	1140
7/31/2020	Kalkaska	51	1	52
7/31/2020	Kent	2337	40	2377
7/31/2020	Keweenaw	13	0	13
7/31/2020	Lake	50	0	50
7/31/2020	Lapeer	141	5	146
7/31/2020	Leelanau	62	0	62

7/31/2020	Lenawee	350	11	361
7/31/2020	Livingston	439	9	448
7/31/2020	Luce	5	0	5
7/31/2020	Mackinac	40	0	40
7/31/2020	Macomb	2116	202	2318
7/31/2020	Manistee	29	1	30
7/31/2020	Marquette	209	2	211
7/31/2020	Mason	88	0	88
7/31/2020	Mecosta	79	1	80
7/31/2020	Menominee	20	3	23
7/31/2020	Midland	98	5	103
7/31/2020	Missaukee	20	0	20
7/31/2020	Monroe	227	20	247
7/31/2020	Montcalm	188	0	188
7/31/2020	Montmorency	12	0	12
7/31/2020	Muskegon	692	7	699
7/31/2020	Newaygo	96	0	96
7/31/2020	Oakland	3635	191	3826
7/31/2020	Oceana	78	1	79
7/31/2020	Ogemaw	20	0	20
7/31/2020	Ontonagon	38	0	38
7/31/2020	Osceola	52	0	52
7/31/2020	Oscoda	6	0	6
7/31/2020	Otsego	34	0	34
7/31/2020	Ottawa	796	16	812
7/31/2020	Presque Isle	9	1	10
7/31/2020	Roscommon	40	0	40
7/31/2020	Saginaw	644	41	685
7/31/2020	Sanilac	165	6	171
7/31/2020	Schoolcraft	3	0	3
7/31/2020	Shiawassee	115	3	118
7/31/2020	St Clair	286	11	297
7/31/2020	St Joseph	162	1	163
7/31/2020	Tuscola	183	5	188
7/31/2020	Unknown	2358	65	2423
7/31/2020	Van Buren	299	8	307
7/31/2020	Washtenaw	1434	30	1464
7/31/2020	Wayne	3365	180	3545
7/31/2020	Wexford	39	1	40