



Western Michigan University
ScholarWorks at WMU

Cumulative Michigan COVID-19 Data

Michigan COVID-19 State Data

8-8-2020

2020-08-08_MichiganOverview_COVIDstats

Michigan Department of Health & Human Services

Follow this and additional works at: <https://scholarworks.wmich.edu/michigan-covid-data-state-cumulative>



Part of the Public Health Commons

WMU ScholarWorks Citation

Michigan Department of Health & Human Services, "2020-08-08_MichiganOverview_COVIDstats" (2020).
Cumulative Michigan COVID-19 Data. 168.

<https://scholarworks.wmich.edu/michigan-covid-data-state-cumulative/168>

This Website is brought to you for free and open access
by the Michigan COVID-19 State Data at ScholarWorks at
WMU. It has been accepted for inclusion in Cumulative
Michigan COVID-19 Data by an authorized administrator
of ScholarWorks at WMU. For more information, please
contact wmu-scholarworks@wmich.edu.



Coronavirus

CORONAVIRUS / MICHIGAN DATA

Michigan Data



DATA ABOUT PLACES

LONG TERM CARE FACILITIES

CORONAVIRUS SYMPTOMS

CUMULATIVE RECOVERED



***Note on deaths (8/08/20):** Regular reviews of death certificate data maintained in Vital Records reporting systems are conducted by MDHHS staff three times per week. As a part of this process, records that identify COVID-19 infection as a contributing factor to death are compared against all laboratory confirmed cases of COVID-19 in the Michigan Disease Surveillance System (MDSS). If a death certificate is matched to a confirmed COVID-19 case and that record in the MDSS does not indicate the individual died, the MDSS record is updated to indicate the death and the appropriate local health department is notified. These matched deaths are then included with mortality information posted to the Michigan Coronavirus website. As a result of the most recent assessment, today's data includes 2 additional deaths identified by this methodology.



CURRENT STATUS

DAILY CASES

CUMULATIVE TRENDS

DEMOGRAPHICS

TOTAL TESTING

DIAGNOSTIC TESTING

LEARN MORE

View Cases

View Deaths

View Table

COVID-19 Cases by County

Confirmed cases include individuals with a positive diagnostic test for COVID-19. Probable cases include individuals with COVID-19 symptoms and an epidemiologic link to confirmed COVID-19, but no diagnostic test.

Cases by County

Select Preparedness Region:

All

Select County:

All

This report is provisional and subject to change. City of Detroit and Wayne County are reported separately. MDHHS began tracking probable cases April 5, 2020. FCI indicates federal correctional institute. MDOC indicates Michigan Department of Corrections. Diagnostic tests, including nucleic acid amplification/real-time polymerase chain reaction (NAAT/RT-PCR) and rapid virus antigen detection point of care (POC) tests, look for current infection. Serology (antibody) tests are used to look for the possibility of previous infection.

Source: Michigan Disease Surveillance System (MDSS) and Vital Records.

3-27

28-207

208-1985

1986-15426

15427+

Michigan

Saturday, August 8, 2020

Michigan (Statewide) Case Fatality Rate

7.2%

Current Totals

Case Status	Cases	Deaths
Confirmed	86,889	6,250
Probable	9,302	270
Total	96,191	6,520

Laboratory Testing

Test Type	Tests Performed
Diagnostic	2,061,956
Serology	225,674
Total	2,287,630

Microsoft Power BI

< 1 of 7 >

Q

X

Cases by Hispanic/Latino Ethnicity

Hispanic/Latino Ethnicity	Percentage of Overall Cases by Ethnicity	Percentage of Deceased Cases by Ethnicity
Hispanic/Latino	8%	2%
Non-Hispanic Latino	65%	83%
Unknown	27%	15%

Totals may not add to 100% due to rounding

https://www.michigan.gov/coronavirus/0,9753,7-406-98163_98173---,00.html

2/3

Cases by Arab Ethnicity

Arab Ethnicity	Percentage of Overall Cases by Ethnicity	Percentage of Deceased Cases by Ethnicity
Arab	2%	1%
Non-Arab	46%	45%
Unknown	51%	54%

Totals may not add to 100% due to rounding

PUBLIC USE DATASETS 8/8/2020

(Downloadable .xlsx files)

Cases and Deaths by County

Cases by County by Date

Cases by Demographics Statewide

COVID-19 Tests by County

Diagnostic Tests by Result and County

Cumulative Total of Recovered COVID-19 Cases

Cumulative Total of Recovered COVID-19 Cases (as of 08/07/2020): **63,636**

Note on recovery: During this response, MDHHS is reviewing vital records statistics to identify any laboratory confirmed COVID-19 cases who are 30 days out from their onset of illness to represent recovery status. As the pandemic continues to impact Michigan, this pool will expand to include more cases. Recovered is defined as the number of persons with a confirmed COVID-19 diagnosis who are alive 30 days post-onset (or referral date if onset is not available). The number of persons recovered on August 7, 2020 represents COVID-19 confirmed individuals with an onset date on or prior to July 8, 2020. If an individual dies from a COVID-related cause >30 days from onset/referral, they are removed from the number of persons recovered. These numbers will be updated every Saturday.

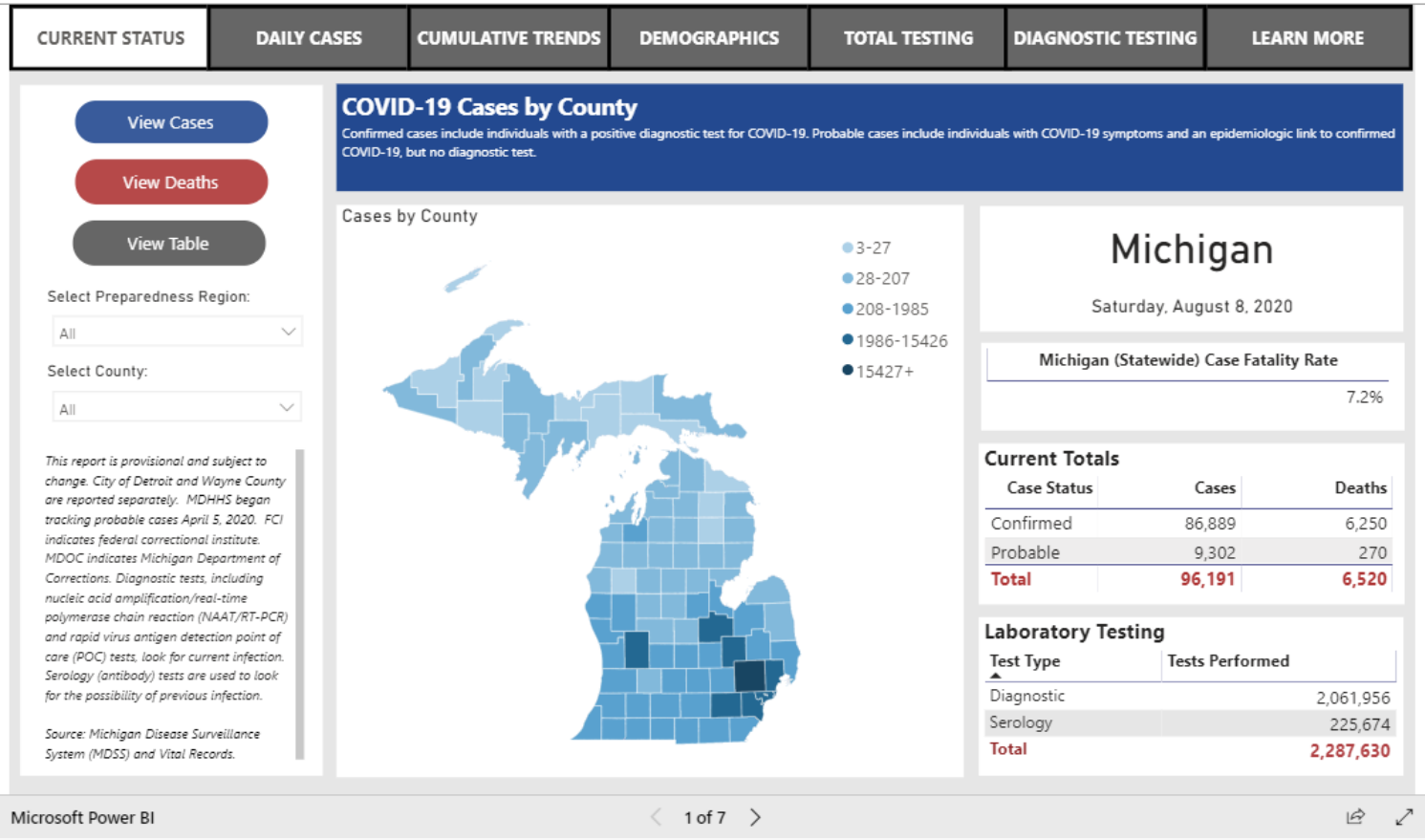
Source: Michigan Disease Surveillance System and Vital Records

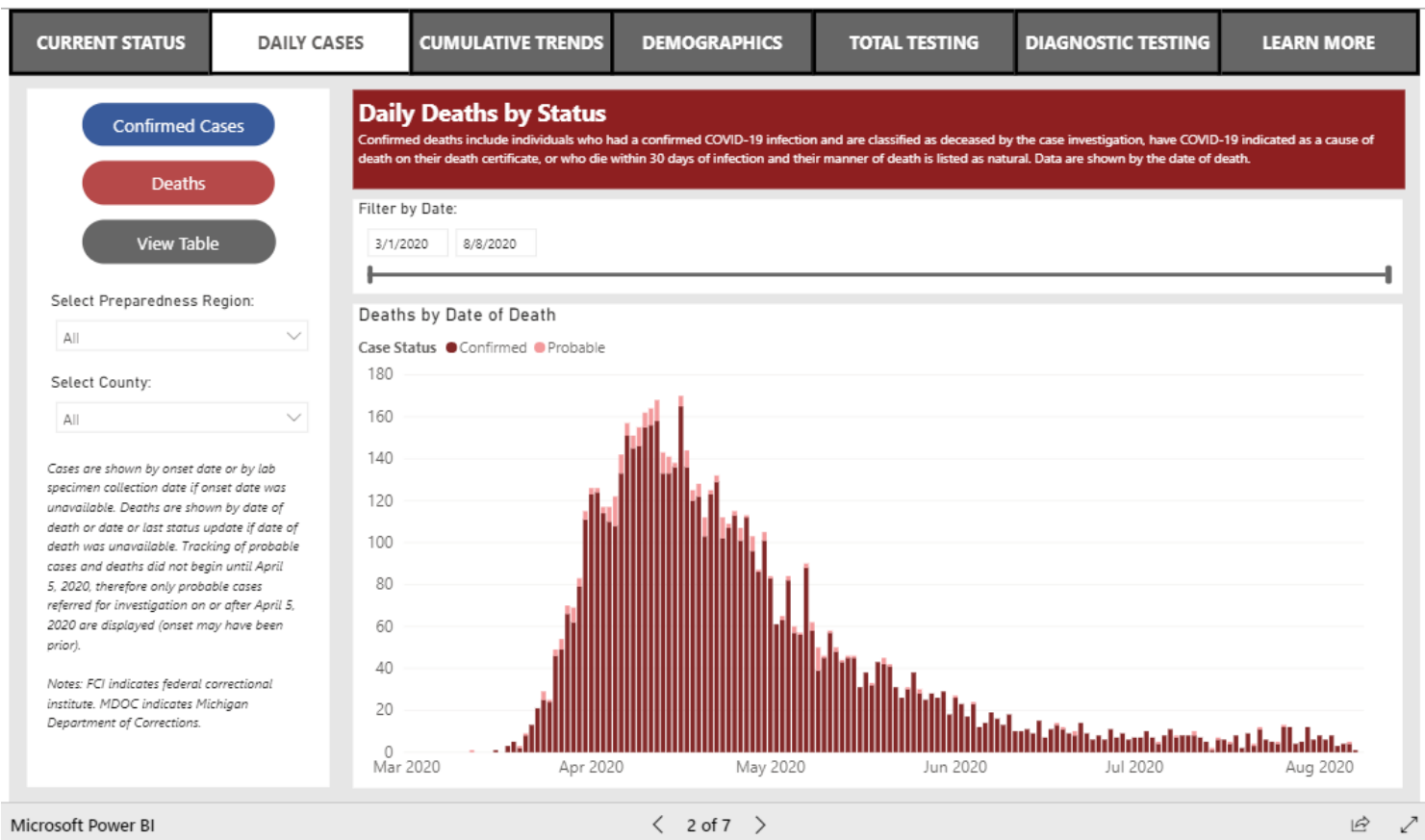
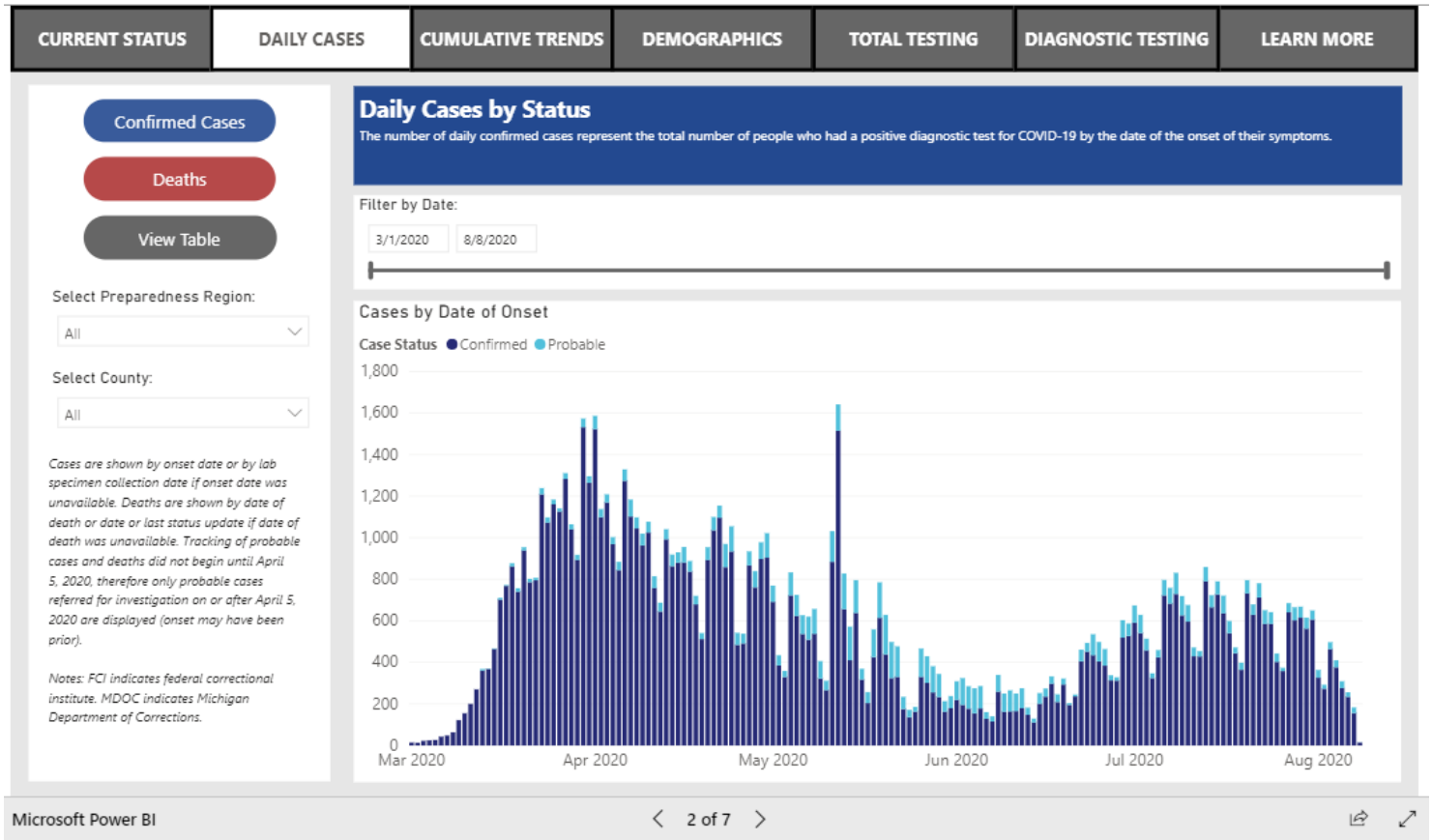


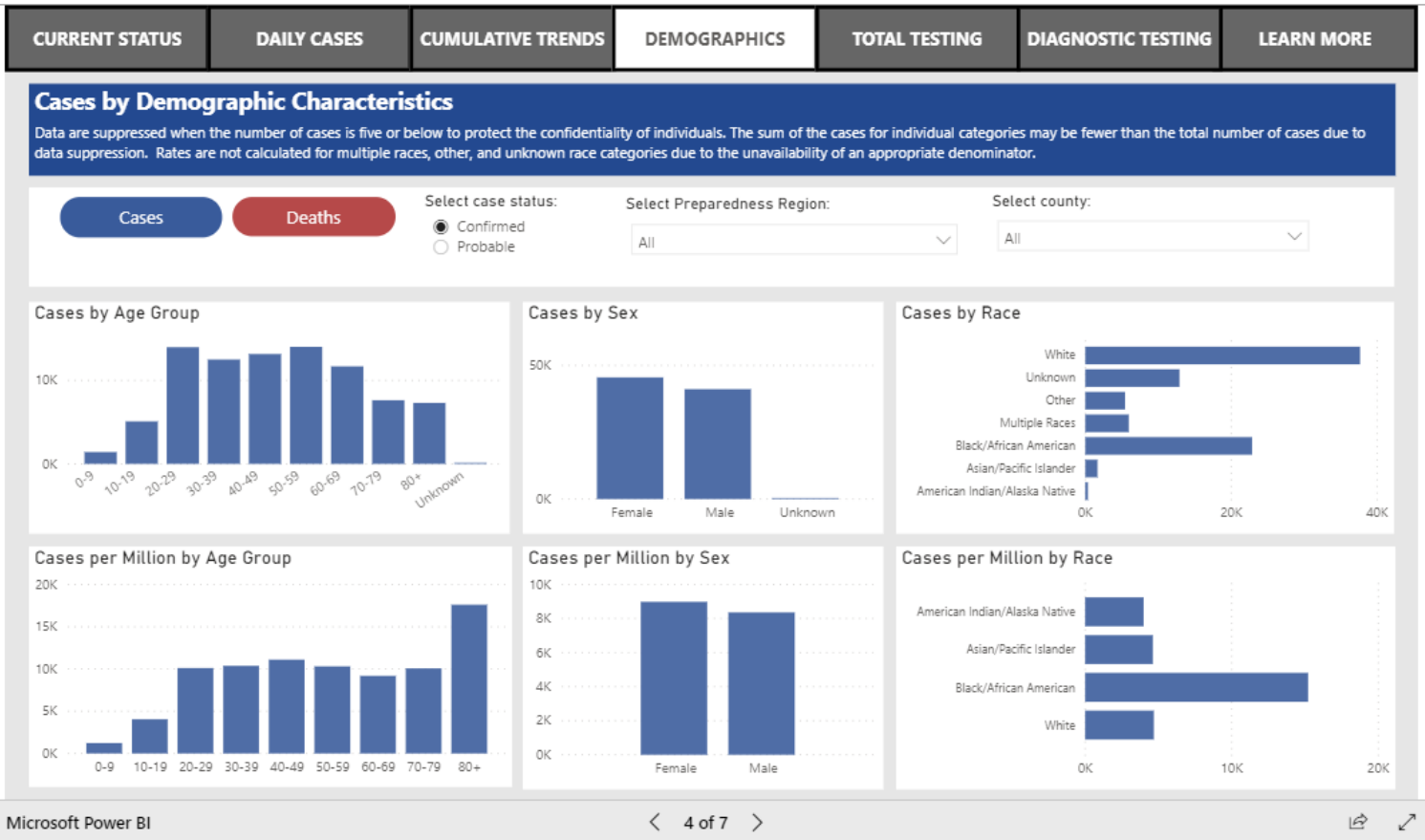
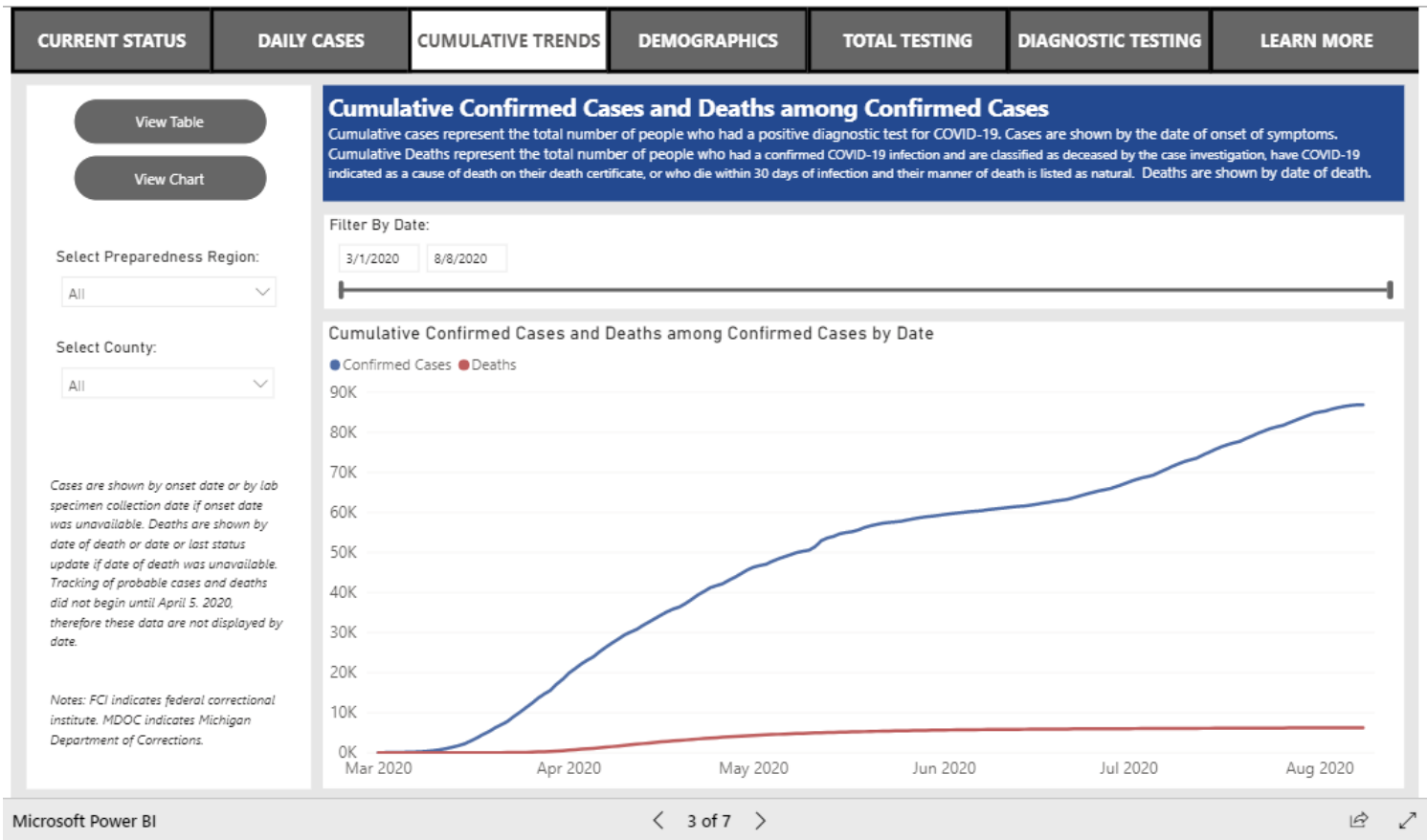
MICHIGAN.GOV HOME
ADA
MICHIGAN NEWS
POLICIES

COPYRIGHT 2020 STATE OF MICHIGAN



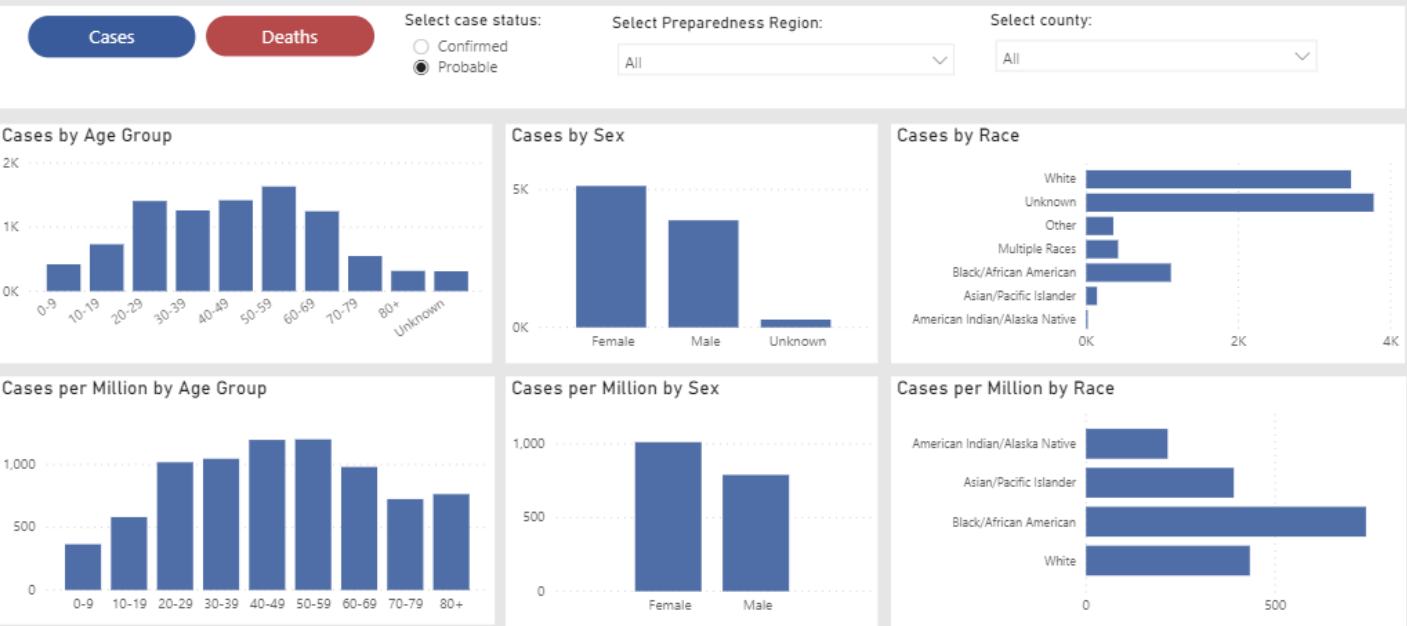






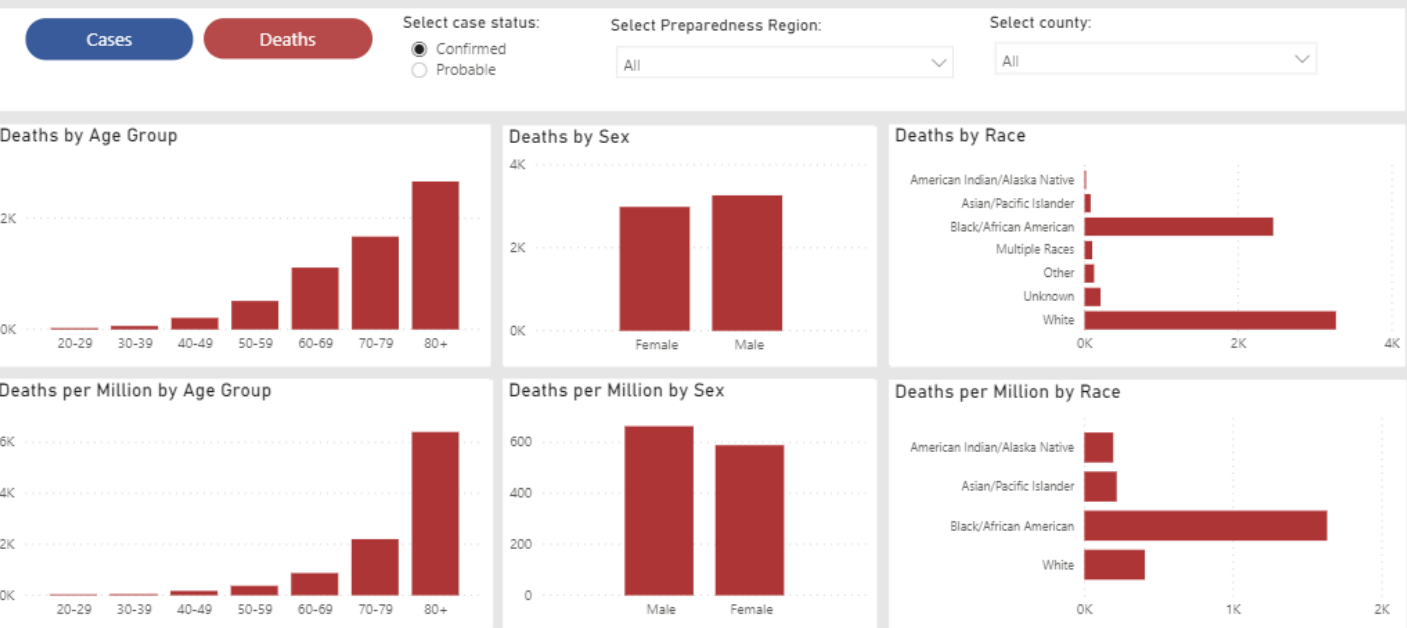
Cases by Demographic Characteristics

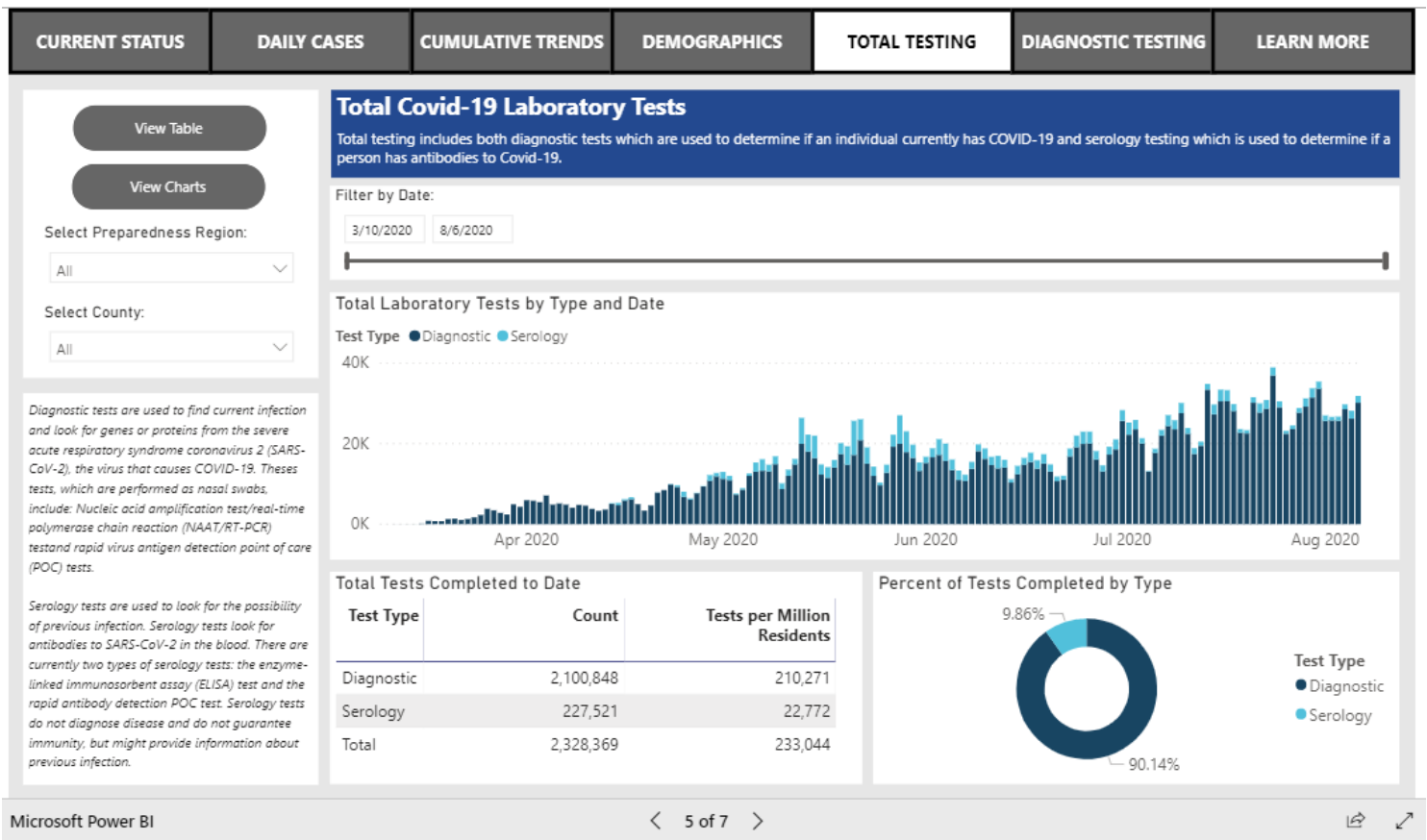
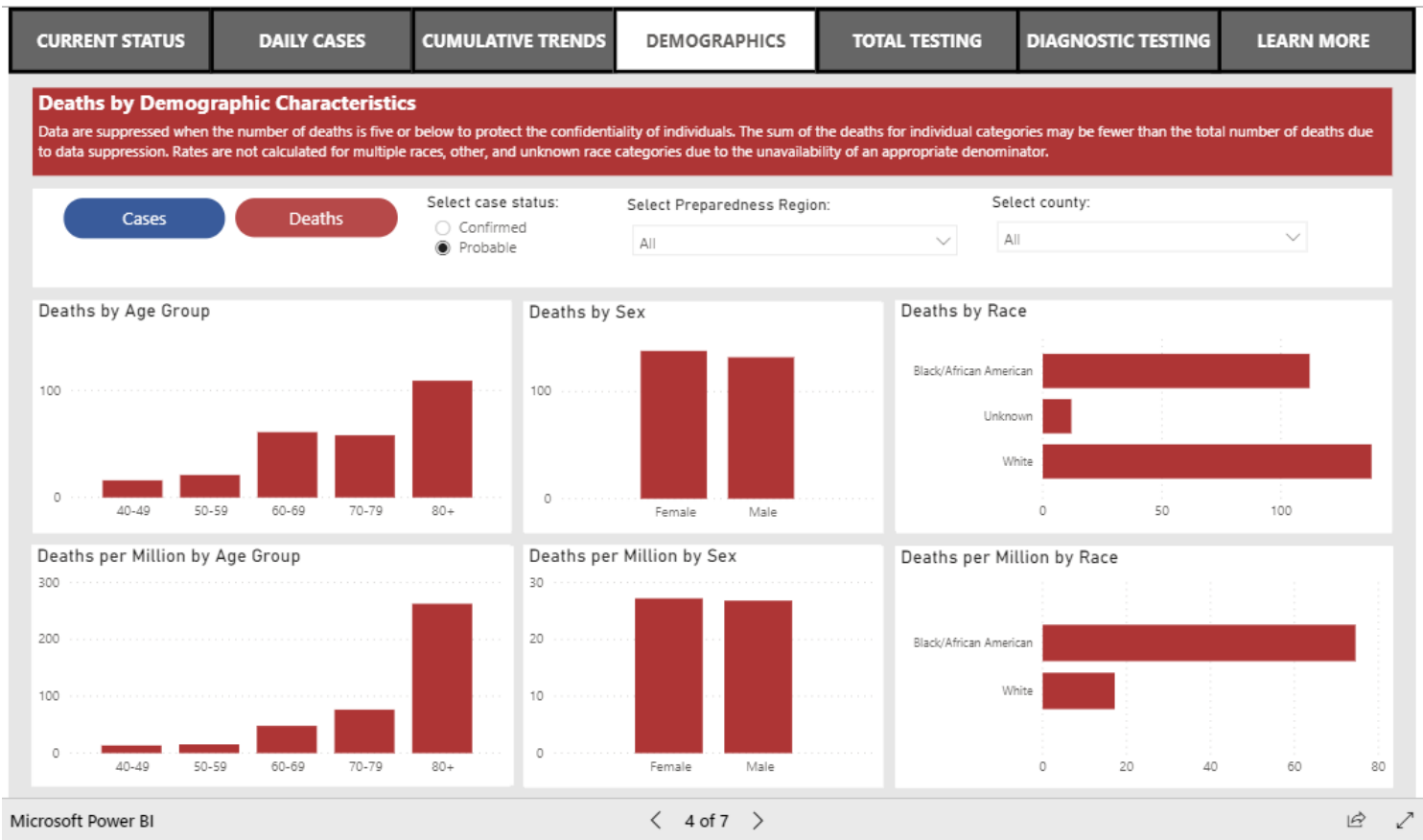
Data are suppressed when the number of cases is five or below to protect the confidentiality of individuals. The sum of the cases for individual categories may be fewer than the total number of cases due to data suppression. Rates are not calculated for multiple races, other, and unknown race categories due to the unavailability of an appropriate denominator.

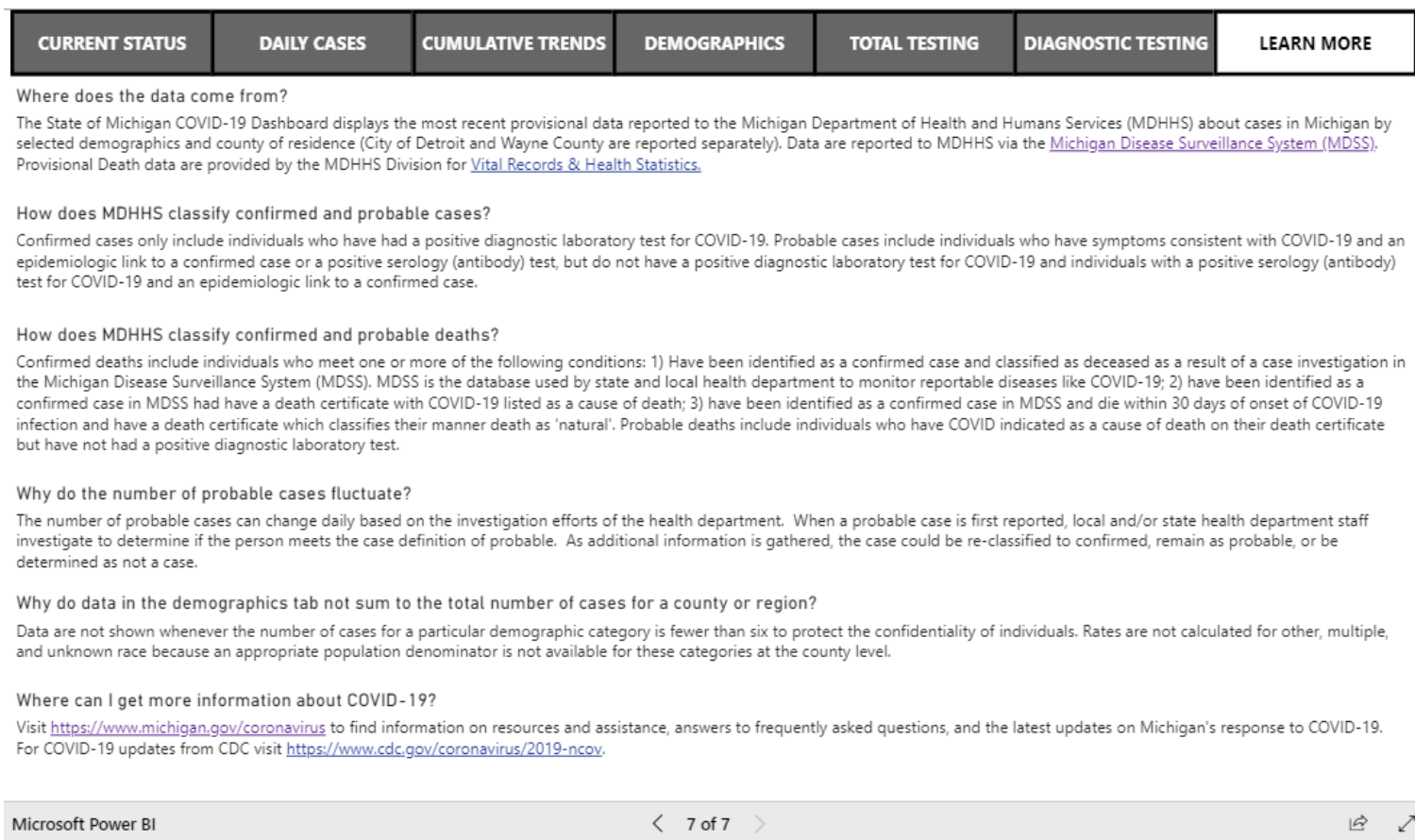
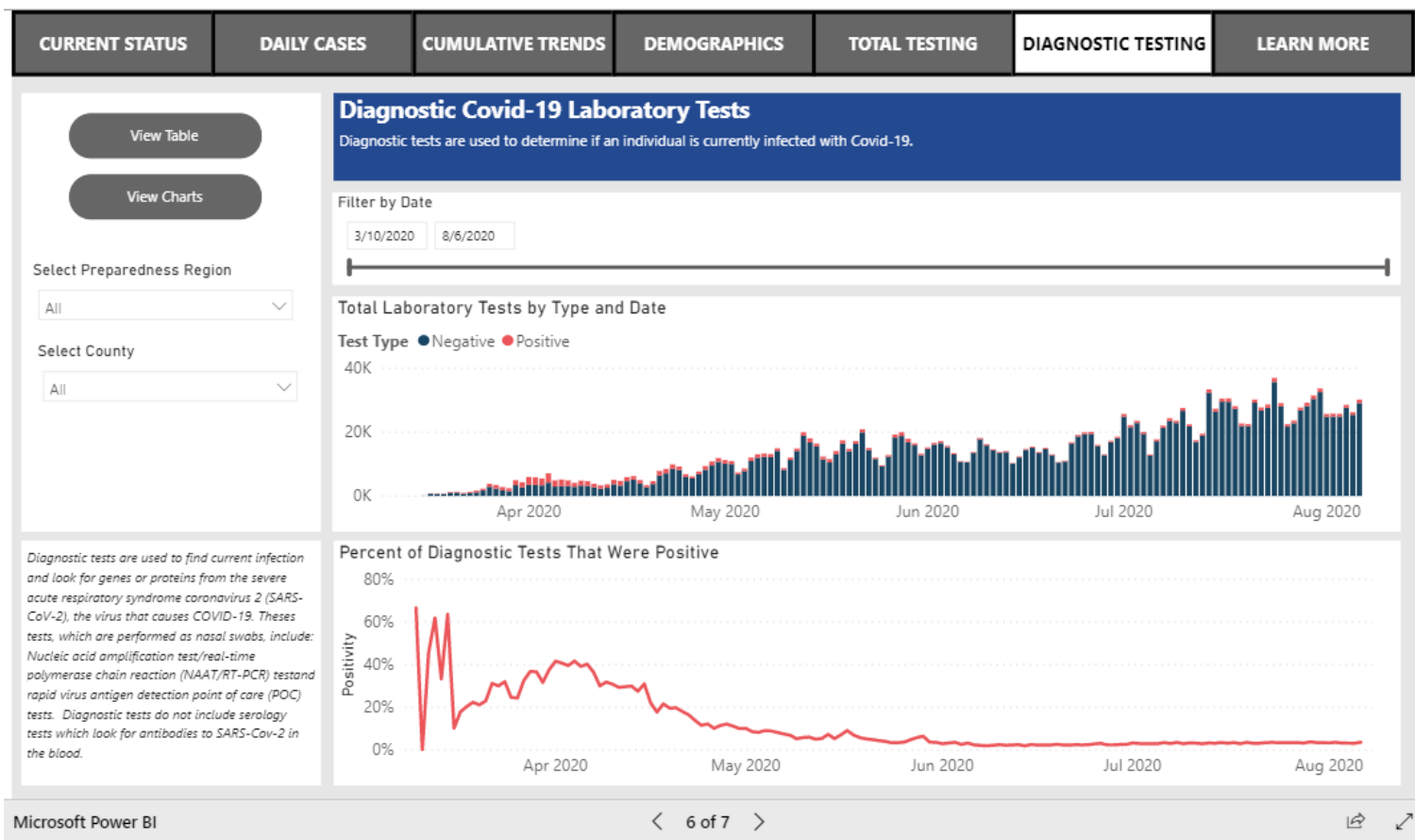


Deaths by Demographic Characteristics

Data are suppressed when the number of deaths is five or below to protect the confidentiality of individuals. The sum of the deaths for individual categories may be fewer than the total number of deaths due to data suppression. Rates are not calculated for multiple races, other, and unknown race categories due to the unavailability of an appropriate denominator.







PUBLIC USE DATASETS

Cases and Deaths by County

README

Includes total cases and deaths to date by case status (confirmed or probable) and county.

County is based on the county of residence.

Confirmed cases only include individuals who have had a positive diagnostic laboratory test for COVID-19.

Probable cases include individuals who have symptoms consistent with COVID-19 and an epidemiologic link to a confirmed case or a positive serology (antibody) test, but do not have a positive diagnostic laboratory test for COVID-19 and individuals with a positive serology (antibody) test for COVID-19 and an epidemiologic link to a confirmed case.

Confirmed deaths include individuals who meet one or more of the following conditions: 1) Have been identified as a confirmed case and classified as deceased as a result of a case investigation in the Michigan Disease Surveillance System (MDSS). MDSS is the database used by state and local health department to monitor reportable diseases like COVID-19; 2) have been identified as a confirmed case in MDSS had have a death certificate with COVID-19 listed as a cause of death; 3) have been identified as a confirmed case in MDSS and die within 30 days of onset of COVID-19 infection and have a death certificate which classifies their manner death as 'natural'.

Probable deaths include individuals who have COVID indicated as a cause of death on their death certificate but have not had a positive diagnostic laboratory test.

The number of probable cases can change daily based on information obtained through the health department investigation. Probable cases can be re-classified as a confirmed case or determined to not be a case.

CASES AND DEATHS BY COUNTY 2020-08-08

Updated	COUNTY	ConfirmedCases	ConfirmedDeaths	ProbableCases	ProbableDeaths
2020/08/08 13:32:54	Alcona	24	1	4	0
2020/08/08 13:32:54	Alger	10	0	1	0
2020/08/08 13:32:54	Allegan	465	7	57	0
2020/08/08 13:32:54	Alpena	114	13	14	0
2020/08/08 13:32:54	Antrim	38	0	3	0
2020/08/08 13:32:54	Arenac	37	3	4	0
2020/08/08 13:32:54	Baraga	5	0		
2020/08/08 13:32:54	Barry	151	2	29	0
2020/08/08 13:32:54	Bay	548	31	72	0
2020/08/08 13:32:54	Benzie	26	1	2	0
2020/08/08 13:32:54	Berrien	1178	65	179	1
2020/08/08 13:32:54	Branch	330	2	34	0
2020/08/08 13:32:54	Calhoun	690	40	99	1
2020/08/08 13:32:54	Cass	299	13	21	1
2020/08/08 13:32:54	Charlevoix	43	2	4	0
2020/08/08 13:32:54	Cheboygan	39	2	7	0
2020/08/08 13:32:54	Chippewa	27	0	12	0
2020/08/08 13:32:54	Clare	66	3	5	0
2020/08/08 13:32:54	Clinton	356	13	66	0
2020/08/08 13:32:54	Crawford	97	5	9	0
2020/08/08 13:32:54	Delta	70	3	20	0
2020/08/08 13:32:54	Dickinson	52	2	1	0
2020/08/08 13:32:54	Eaton	399	8	60	0
2020/08/08 13:32:54	Emmet	54	2	8	0
2020/08/08 13:32:54	Genesee	2933	270	706	25
2020/08/08 13:32:54	Gladwin	55	2	3	0
2020/08/08 13:32:54	Gogebic	112	1	7	0
2020/08/08 13:32:54	Grand Traverse	186	5	22	0
2020/08/08 13:32:54	Gratiot	137	15	18	0
2020/08/08 13:32:54	Hillsdale	245	25	20	0
2020/08/08 13:32:54	Houghton	43	0	7	0
2020/08/08 13:32:54	Huron	131	4	25	0
2020/08/08 13:32:54	Ingham	1494	30	47	0
2020/08/08 13:32:54	Ionia	239	6	35	0
2020/08/08 13:32:54	Iosco	110	11	20	1
2020/08/08 13:32:54	Iron	19	1		
2020/08/08 13:32:54	Isabella	180	9	25	0
2020/08/08 13:32:54	Jackson	689	33	20	1
2020/08/08 13:32:54	Kalamazoo	1501	81	130	2
2020/08/08 13:32:54	Kalkaska	39	4	13	0
2020/08/08 13:32:54	Kent	6809	154	676	3
2020/08/08 13:32:54	Keweenaw	2	0	1	0
2020/08/08 13:32:54	Lake	20	0	1	0
2020/08/08 13:32:54	Lapeer	387	32	77	1
2020/08/08 13:32:54	Leelanau	67	0	4	0
2020/08/08 13:32:54	Lenawee	383	12	39	0
2020/08/08 13:32:54	Livingston	684	27	142	1

2020/08/08 13:32:54	Luce	3	0		
2020/08/08 13:32:54	Mackinac	21	0	6	0
2020/08/08 13:32:54	Macomb	9976	908	363	38
2020/08/08 13:32:54	Manistee	34	0	1	0
2020/08/08 13:32:54	Marquette	141	11	12	0
2020/08/08 13:32:54	Mason	90	0	11	0
2020/08/08 13:32:54	Mecosta	62	2	6	0
2020/08/08 13:32:54	Menominee	117	0	14	0
2020/08/08 13:32:54	Midland	254	10	76	0
2020/08/08 13:32:54	Missaukee	27	1	14	0
2020/08/08 13:32:54	Monroe	853	22	119	2
2020/08/08 13:32:54	Montcalm	168	1	20	0
2020/08/08 13:32:54	Montmorency	7	0	2	1
2020/08/08 13:32:54	Muskegon	1123	59	47	0
2020/08/08 13:32:54	Newaygo	241	0	9	0
2020/08/08 13:32:54	Oakland	12160	1086	3267	43
2020/08/08 13:32:54	Oceana	453	6	22	0
2020/08/08 13:32:54	Ogemaw	40	2	14	0
2020/08/08 13:32:54	Ontonagon	10	0	1	0
2020/08/08 13:32:54	Osceola	64	0	7	0
2020/08/08 13:32:54	Oscoda	18	1	6	0
2020/08/08 13:32:54	Otsego	114	10	20	0
2020/08/08 13:32:54	Ottawa	1695	51	105	5
2020/08/08 13:32:54	Presque Isle	18	1	2	0
2020/08/08 13:32:54	Roscommon	47	0	6	0
2020/08/08 13:32:54	Saginaw	1871	128	115	3
2020/08/08 13:32:54	Sanilac	101	5	5	1
2020/08/08 13:32:54	Schoolcraft	12	0	1	0
2020/08/08 13:32:54	Shiawassee	314	27	26	1
2020/08/08 13:32:54	St Clair	684	52	126	1
2020/08/08 13:32:54	St Joseph	512	8	75	0
2020/08/08 13:32:54	Tuscola	310	29	32	0
2020/08/08 13:32:54	Van Buren	403	8	39	1
2020/08/08 13:32:54	Washtenaw	2200	112	322	1
2020/08/08 13:32:54	Wayne	13506	1202	717	37
2020/08/08 13:32:54	Wexford	59	4	10	0
2020/08/08 13:32:54	MDOC	4381	69	5	0
2020/08/08 13:32:54	FCI	190	5	4	0
2020/08/08 13:32:54	Out-of-State	77	0	2	1
2020/08/08 13:32:54	Unknown	3	0	4	1
2020/08/08 13:32:54	Detroit City	12947	1490	920	97

PUBLIC USE DATASETS

Cases by Demographics Statewide

README

Includes the total number of confirmed and probable cases and confirmed and probable deaths to date by demographic characteristics

Confirmed cases only include individuals who have had a positive diagnostic laboratory test for COVID-19.

Probable cases include individuals who have symptoms consistent with COVID-19 and an epidemiologic link to a confirmed case or a positive serology (antibody) test, but do not have a positive diagnostic laboratory test for COVID-19 and individuals with a positive serology (antibody) test for COVID-19 and an epidemiologic link to a confirmed case.

Confirmed deaths include individuals who meet one or more of the following conditions: 1) Have been identified as a confirmed case and classified as deceased as a result of a case investigation in the Michigan Disease Surveillance System (MDSS). MDSS is the database used by state and local health department to monitor reportable diseases like COVID-19; 2) have been identified as a confirmed case in MDSS had have a death certificate with COVID-19 listed as a cause of death; 3) have been identified as a confirmed case in MDSS and die within 30 days of onset of COVID-19 infection and have a death certificate which classifies their manner death as 'natural'.

Probable deaths include individuals who have COVID indicated as a cause of death on their death certificate but have not had a positive diagnostic laboratory test.

The number of probable cases can change daily based on information obtained through the health department investigation. Probable cases can be re-classified as a confirmed case or determined to not be a case.

Data is suppressed when the number of cases or deaths in a single category is between one and five to protect the confidentiality of individuals.

CASES BY DEMOGRAPHICS STATEWIDE 2020-08-08

CASE_STATUS	AgeCat	RaceCat	SEX	Cases	Deaths
Confirmed	0-9	American Indian/Alaska Native	Female	Suppressed	0
Confirmed	10-19	American Indian/Alaska Native	Female	15	0
Confirmed	20-29	American Indian/Alaska Native	Female	35	0
Confirmed	30-39	American Indian/Alaska Native	Female	29	0
Confirmed	40-49	American Indian/Alaska Native	Female	34	0
Confirmed	50-59	American Indian/Alaska Native	Female	42	0
Confirmed	60-69	American Indian/Alaska Native	Female	17	Suppressed
Confirmed	70-79	American Indian/Alaska Native	Female	14	Suppressed
Confirmed	80+	American Indian/Alaska Native	Female	Suppressed	Suppressed
Confirmed	Unknown	American Indian/Alaska Native	Female	0	0
Confirmed	0-9	Asian/Pacific Islander	Female	15	0
Confirmed	10-19	Asian/Pacific Islander	Female	35	0
Confirmed	20-29	Asian/Pacific Islander	Female	133	0
Confirmed	30-39	Asian/Pacific Islander	Female	181	0
Confirmed	40-49	Asian/Pacific Islander	Female	176	0
Confirmed	50-59	Asian/Pacific Islander	Female	151	Suppressed
Confirmed	60-69	Asian/Pacific Islander	Female	90	Suppressed
Confirmed	70-79	Asian/Pacific Islander	Female	44	10
Confirmed	80+	Asian/Pacific Islander	Female	52	22
Confirmed	Unknown	Asian/Pacific Islander	Female	0	0
Confirmed	0-9	Black/African American	Female	150	Suppressed
Confirmed	10-19	Black/African American	Female	382	Suppressed
Confirmed	20-29	Black/African American	Female	1816	Suppressed
Confirmed	30-39	Black/African American	Female	1873	8
Confirmed	40-49	Black/African American	Female	2013	51
Confirmed	50-59	Black/African American	Female	1968	105
Confirmed	60-69	Black/African American	Female	1804	223
Confirmed	70-79	Black/African American	Female	1252	303
Confirmed	80+	Black/African American	Female	1001	412
Confirmed	Unknown	Black/African American	Female	0	0
Confirmed	0-9	Multiple Races	Female	49	0
Confirmed	10-19	Multiple Races	Female	189	0
Confirmed	20-29	Multiple Races	Female	593	0
Confirmed	30-39	Multiple Races	Female	515	0
Confirmed	40-49	Multiple Races	Female	625	Suppressed
Confirmed	50-59	Multiple Races	Female	651	Suppressed
Confirmed	60-69	Multiple Races	Female	404	Suppressed
Confirmed	70-79	Multiple Races	Female	186	11
Confirmed	80+	Multiple Races	Female	184	19
Confirmed	Unknown	Multiple Races	Female	Suppressed	0
Confirmed	0-9	Other	Female	103	0
Confirmed	10-19	Other	Female	261	0
Confirmed	20-29	Other	Female	585	0
Confirmed	30-39	Other	Female	467	Suppressed
Confirmed	40-49	Other	Female	475	Suppressed
Confirmed	50-59	Other	Female	320	Suppressed
Confirmed	60-69	Other	Female	210	13

Confirmed	70-79	Other	Female	102	14
Confirmed	80+	Other	Female	98	21
Confirmed	Unknown	Other	Female	Suppressed	0
Confirmed	0-9	Unknown	Female	89	0
Confirmed	10-19	Unknown	Female	472	0
Confirmed	20-29	Unknown	Female	1020	0
Confirmed	30-39	Unknown	Female	902	0
Confirmed	40-49	Unknown	Female	1035	Suppressed
Confirmed	50-59	Unknown	Female	1028	Suppressed
Confirmed	60-69	Unknown	Female	787	16
Confirmed	70-79	Unknown	Female	467	25
Confirmed	80+	Unknown	Female	532	47
Confirmed	Unknown	Unknown	Female	8	0
Confirmed	0-9	White	Female	249	0
Confirmed	10-19	White	Female	1291	0
Confirmed	20-29	White	Female	3478	Suppressed
Confirmed	30-39	White	Female	2482	8
Confirmed	40-49	White	Female	2521	21
Confirmed	50-59	White	Female	2864	64
Confirmed	60-69	White	Female	2328	162
Confirmed	70-79	White	Female	1760	360
Confirmed	80+	White	Female	2872	1019
Confirmed	Unknown	White	Female	9	0
Confirmed	0-9	American Indian/Alaska Native	Male	8	0
Confirmed	10-19	American Indian/Alaska Native	Male	Suppressed	0
Confirmed	20-29	American Indian/Alaska Native	Male	22	0
Confirmed	30-39	American Indian/Alaska Native	Male	29	0
Confirmed	40-49	American Indian/Alaska Native	Male	34	0
Confirmed	50-59	American Indian/Alaska Native	Male	34	Suppressed
Confirmed	60-69	American Indian/Alaska Native	Male	25	Suppressed
Confirmed	70-79	American Indian/Alaska Native	Male	14	6
Confirmed	80+	American Indian/Alaska Native	Male	Suppressed	Suppressed
Confirmed	Unknown	American Indian/Alaska Native	Male	0	0
Confirmed	0-9	Asian/Pacific Islander	Male	27	0
Confirmed	10-19	Asian/Pacific Islander	Male	28	0
Confirmed	20-29	Asian/Pacific Islander	Male	149	0
Confirmed	30-39	Asian/Pacific Islander	Male	160	0
Confirmed	40-49	Asian/Pacific Islander	Male	145	Suppressed
Confirmed	50-59	Asian/Pacific Islander	Male	127	Suppressed
Confirmed	60-69	Asian/Pacific Islander	Male	92	11
Confirmed	70-79	Asian/Pacific Islander	Male	40	12
Confirmed	80+	Asian/Pacific Islander	Male	33	16
Confirmed	Unknown	Asian/Pacific Islander	Male	0	0
Confirmed	0-9	Black/African American	Male	134	0
Confirmed	10-19	Black/African American	Male	338	0
Confirmed	20-29	Black/African American	Male	1297	10
Confirmed	30-39	Black/African American	Male	1446	27
Confirmed	40-49	Black/African American	Male	1645	69
Confirmed	50-59	Black/African American	Male	1962	188
Confirmed	60-69	Black/African American	Male	1923	337

Confirmed	70-79	Black/African American	Male	1248	408
Confirmed	80+	Black/African American	Male	588	302
Confirmed	Unknown	Black/African American	Male	Suppressed	0
Confirmed	0-9	Multiple Races	Male	56	0
Confirmed	10-19	Multiple Races	Male	177	0
Confirmed	20-29	Multiple Races	Male	433	0
Confirmed	30-39	Multiple Races	Male	394	Suppressed
Confirmed	40-49	Multiple Races	Male	444	Suppressed
Confirmed	50-59	Multiple Races	Male	465	Suppressed
Confirmed	60-69	Multiple Races	Male	334	21
Confirmed	70-79	Multiple Races	Male	171	13
Confirmed	80+	Multiple Races	Male	73	17
Confirmed	Unknown	Multiple Races	Male	0	0
Confirmed	0-9	Other	Male	118	0
Confirmed	10-19	Other	Male	285	0
Confirmed	20-29	Other	Male	608	Suppressed
Confirmed	30-39	Other	Male	565	Suppressed
Confirmed	40-49	Other	Male	504	Suppressed
Confirmed	50-59	Other	Male	354	8
Confirmed	60-69	Other	Male	218	23
Confirmed	70-79	Other	Male	121	17
Confirmed	80+	Other	Male	50	12
Confirmed	Unknown	Other	Male	Suppressed	0
Confirmed	0-9	Unknown	Male	112	0
Confirmed	10-19	Unknown	Male	518	0
Confirmed	20-29	Unknown	Male	1069	Suppressed
Confirmed	30-39	Unknown	Male	1006	Suppressed
Confirmed	40-49	Unknown	Male	1086	11
Confirmed	50-59	Unknown	Male	1142	10
Confirmed	60-69	Unknown	Male	815	19
Confirmed	70-79	Unknown	Male	416	26
Confirmed	80+	Unknown	Male	252	41
Confirmed	Unknown	Unknown	Male	9	0
Confirmed	0-9	White	Male	298	0
Confirmed	10-19	White	Male	1083	0
Confirmed	20-29	White	Male	2718	Suppressed
Confirmed	30-39	White	Male	2429	12
Confirmed	40-49	White	Male	2397	37
Confirmed	50-59	White	Male	2896	116
Confirmed	60-69	White	Male	2623	273
Confirmed	70-79	White	Male	1781	462
Confirmed	80+	White	Male	1541	727
Confirmed	Unknown	White	Male	8	0
Confirmed	0-9	American Indian/Alaska Native	Unknown	0	0
Confirmed	10-19	American Indian/Alaska Native	Unknown	0	0
Confirmed	20-29	American Indian/Alaska Native	Unknown	0	0
Confirmed	30-39	American Indian/Alaska Native	Unknown	0	0
Confirmed	40-49	American Indian/Alaska Native	Unknown	0	0
Confirmed	50-59	American Indian/Alaska Native	Unknown	0	0
Confirmed	60-69	American Indian/Alaska Native	Unknown	0	0

Confirmed	70-79	American Indian/Alaska Native	Unknown	0	0
Confirmed	80+	American Indian/Alaska Native	Unknown	0	0
Confirmed	Unknown	American Indian/Alaska Native	Unknown	0	0
Confirmed	0-9	Asian/Pacific Islander	Unknown	0	0
Confirmed	10-19	Asian/Pacific Islander	Unknown	0	0
Confirmed	20-29	Asian/Pacific Islander	Unknown	0	0
Confirmed	30-39	Asian/Pacific Islander	Unknown	Suppressed	0
Confirmed	40-49	Asian/Pacific Islander	Unknown	0	0
Confirmed	50-59	Asian/Pacific Islander	Unknown	0	0
Confirmed	60-69	Asian/Pacific Islander	Unknown	0	0
Confirmed	70-79	Asian/Pacific Islander	Unknown	0	0
Confirmed	80+	Asian/Pacific Islander	Unknown	0	0
Confirmed	Unknown	Asian/Pacific Islander	Unknown	0	0
Confirmed	0-9	Black/African American	Unknown	0	0
Confirmed	10-19	Black/African American	Unknown	Suppressed	0
Confirmed	20-29	Black/African American	Unknown	Suppressed	0
Confirmed	30-39	Black/African American	Unknown	Suppressed	0
Confirmed	40-49	Black/African American	Unknown	Suppressed	0
Confirmed	50-59	Black/African American	Unknown	Suppressed	0
Confirmed	60-69	Black/African American	Unknown	Suppressed	0
Confirmed	70-79	Black/African American	Unknown	Suppressed	0
Confirmed	80+	Black/African American	Unknown	Suppressed	0
Confirmed	Unknown	Black/African American	Unknown	Suppressed	0
Confirmed	0-9	Multiple Races	Unknown	0	0
Confirmed	10-19	Multiple Races	Unknown	Suppressed	0
Confirmed	20-29	Multiple Races	Unknown	Suppressed	0
Confirmed	30-39	Multiple Races	Unknown	Suppressed	0
Confirmed	40-49	Multiple Races	Unknown	0	0
Confirmed	50-59	Multiple Races	Unknown	Suppressed	0
Confirmed	60-69	Multiple Races	Unknown	Suppressed	0
Confirmed	70-79	Multiple Races	Unknown	Suppressed	0
Confirmed	80+	Multiple Races	Unknown	0	0
Confirmed	Unknown	Multiple Races	Unknown	0	0
Confirmed	0-9	Other	Unknown	Suppressed	0
Confirmed	10-19	Other	Unknown	Suppressed	0
Confirmed	20-29	Other	Unknown	0	0
Confirmed	30-39	Other	Unknown	Suppressed	0
Confirmed	40-49	Other	Unknown	Suppressed	0
Confirmed	50-59	Other	Unknown	0	0
Confirmed	60-69	Other	Unknown	0	0
Confirmed	70-79	Other	Unknown	0	0
Confirmed	80+	Other	Unknown	0	0
Confirmed	Unknown	Other	Unknown	0	0
Confirmed	0-9	Unknown	Unknown	7	0
Confirmed	10-19	Unknown	Unknown	9	0
Confirmed	20-29	Unknown	Unknown	22	0
Confirmed	30-39	Unknown	Unknown	19	0
Confirmed	40-49	Unknown	Unknown	29	0
Confirmed	50-59	Unknown	Unknown	22	0
Confirmed	60-69	Unknown	Unknown	11	0

Confirmed	70-79	Unknown	Unknown	6	0
Confirmed	80+	Unknown	Unknown	17	0
Confirmed	Unknown	Unknown	Unknown	Suppressed	0
Confirmed	0-9	White	Unknown	0	0
Confirmed	10-19	White	Unknown	Suppressed	0
Confirmed	20-29	White	Unknown	6	0
Confirmed	30-39	White	Unknown	6	0
Confirmed	40-49	White	Unknown	Suppressed	0
Confirmed	50-59	White	Unknown	Suppressed	0
Confirmed	60-69	White	Unknown	Suppressed	0
Confirmed	70-79	White	Unknown	Suppressed	0
Confirmed	80+	White	Unknown	Suppressed	0
Confirmed	Unknown	White	Unknown	0	0
Probable	0-9	American Indian/Alaska Native	Female	Suppressed	0
Probable	10-19	American Indian/Alaska Native	Female	0	0
Probable	20-29	American Indian/Alaska Native	Female	Suppressed	0
Probable	30-39	American Indian/Alaska Native	Female	Suppressed	0
Probable	40-49	American Indian/Alaska Native	Female	Suppressed	0
Probable	50-59	American Indian/Alaska Native	Female	Suppressed	0
Probable	60-69	American Indian/Alaska Native	Female	Suppressed	0
Probable	70-79	American Indian/Alaska Native	Female	Suppressed	0
Probable	80+	American Indian/Alaska Native	Female	0	0
Probable	Unknown	American Indian/Alaska Native	Female	0	0
Probable	0-9	Asian/Pacific Islander	Female	9	0
Probable	10-19	Asian/Pacific Islander	Female	8	0
Probable	20-29	Asian/Pacific Islander	Female	20	0
Probable	30-39	Asian/Pacific Islander	Female	18	0
Probable	40-49	Asian/Pacific Islander	Female	6	0
Probable	50-59	Asian/Pacific Islander	Female	11	0
Probable	60-69	Asian/Pacific Islander	Female	Suppressed	0
Probable	70-79	Asian/Pacific Islander	Female	Suppressed	0
Probable	80+	Asian/Pacific Islander	Female	0	0
Probable	Unknown	Asian/Pacific Islander	Female	Suppressed	0
Probable	0-9	Black/African American	Female	20	0
Probable	10-19	Black/African American	Female	38	0
Probable	20-29	Black/African American	Female	107	0
Probable	30-39	Black/African American	Female	90	0
Probable	40-49	Black/African American	Female	116	Suppressed
Probable	50-59	Black/African American	Female	122	6
Probable	60-69	Black/African American	Female	107	11
Probable	70-79	Black/African American	Female	44	9
Probable	80+	Black/African American	Female	29	20
Probable	Unknown	Black/African American	Female	Suppressed	0
Probable	0-9	Multiple Races	Female	10	0
Probable	10-19	Multiple Races	Female	14	0
Probable	20-29	Multiple Races	Female	39	0
Probable	30-39	Multiple Races	Female	19	0
Probable	40-49	Multiple Races	Female	46	0
Probable	50-59	Multiple Races	Female	51	0
Probable	60-69	Multiple Races	Female	34	0

Probable	70-79	Multiple Races	Female	9	0
Probable	80+	Multiple Races	Female	Suppressed	Suppressed
Probable	Unknown	Multiple Races	Female	Suppressed	0
Probable	0-9	Other	Female	18	0
Probable	10-19	Other	Female	29	0
Probable	20-29	Other	Female	30	0
Probable	30-39	Other	Female	36	0
Probable	40-49	Other	Female	28	0
Probable	50-59	Other	Female	21	Suppressed
Probable	60-69	Other	Female	14	Suppressed
Probable	70-79	Other	Female	8	0
Probable	80+	Other	Female	Suppressed	0
Probable	Unknown	Other	Female	Suppressed	0
Probable	0-9	Unknown	Female	32	0
Probable	10-19	Unknown	Female	108	0
Probable	20-29	Unknown	Female	301	0
Probable	30-39	Unknown	Female	270	0
Probable	40-49	Unknown	Female	356	0
Probable	50-59	Unknown	Female	393	0
Probable	60-69	Unknown	Female	320	Suppressed
Probable	70-79	Unknown	Female	134	0
Probable	80+	Unknown	Female	68	Suppressed
Probable	Unknown	Unknown	Female	23	0
Probable	0-9	White	Female	103	0
Probable	10-19	White	Female	172	0
Probable	20-29	White	Female	305	0
Probable	30-39	White	Female	257	0
Probable	40-49	White	Female	291	Suppressed
Probable	50-59	White	Female	349	Suppressed
Probable	60-69	White	Female	228	15
Probable	70-79	White	Female	122	16
Probable	80+	White	Female	92	43
Probable	Unknown	White	Female	24	0
Probable	0-9	American Indian/Alaska Native	Male	0	0
Probable	10-19	American Indian/Alaska Native	Male	0	0
Probable	20-29	American Indian/Alaska Native	Male	Suppressed	0
Probable	30-39	American Indian/Alaska Native	Male	0	0
Probable	40-49	American Indian/Alaska Native	Male	Suppressed	0
Probable	50-59	American Indian/Alaska Native	Male	Suppressed	0
Probable	60-69	American Indian/Alaska Native	Male	Suppressed	0
Probable	70-79	American Indian/Alaska Native	Male	0	0
Probable	80+	American Indian/Alaska Native	Male	Suppressed	Suppressed
Probable	Unknown	American Indian/Alaska Native	Male	0	0
Probable	0-9	Asian/Pacific Islander	Male	11	0
Probable	10-19	Asian/Pacific Islander	Male	Suppressed	0
Probable	20-29	Asian/Pacific Islander	Male	15	0
Probable	30-39	Asian/Pacific Islander	Male	17	0
Probable	40-49	Asian/Pacific Islander	Male	Suppressed	0
Probable	50-59	Asian/Pacific Islander	Male	7	0
Probable	60-69	Asian/Pacific Islander	Male	Suppressed	0

Probable	70-79	Asian/Pacific Islander	Male	Suppressed	0
Probable	80+	Asian/Pacific Islander	Male	0	0
Probable	Unknown	Asian/Pacific Islander	Male	0	0
Probable	0-9	Black/African American	Male	30	0
Probable	10-19	Black/African American	Male	25	0
Probable	20-29	Black/African American	Male	55	0
Probable	30-39	Black/African American	Male	48	0
Probable	40-49	Black/African American	Male	53	7
Probable	50-59	Black/African American	Male	82	6
Probable	60-69	Black/African American	Male	79	16
Probable	70-79	Black/African American	Male	41	21
Probable	80+	Black/African American	Male	17	13
Probable	Unknown	Black/African American	Male	Suppressed	0
Probable	0-9	Multiple Races	Male	10	0
Probable	10-19	Multiple Races	Male	18	0
Probable	20-29	Multiple Races	Male	22	0
Probable	30-39	Multiple Races	Male	29	0
Probable	40-49	Multiple Races	Male	38	0
Probable	50-59	Multiple Races	Male	30	0
Probable	60-69	Multiple Races	Male	18	0
Probable	70-79	Multiple Races	Male	10	0
Probable	80+	Multiple Races	Male	Suppressed	Suppressed
Probable	Unknown	Multiple Races	Male	Suppressed	0
Probable	0-9	Other	Male	17	0
Probable	10-19	Other	Male	28	0
Probable	20-29	Other	Male	38	0
Probable	30-39	Other	Male	26	0
Probable	40-49	Other	Male	19	0
Probable	50-59	Other	Male	15	0
Probable	60-69	Other	Male	12	Suppressed
Probable	70-79	Other	Male	7	Suppressed
Probable	80+	Other	Male	Suppressed	0
Probable	Unknown	Other	Male	Suppressed	0
Probable	0-9	Unknown	Male	35	0
Probable	10-19	Unknown	Male	112	0
Probable	20-29	Unknown	Male	216	Suppressed
Probable	30-39	Unknown	Male	246	Suppressed
Probable	40-49	Unknown	Male	250	Suppressed
Probable	50-59	Unknown	Male	282	0
Probable	60-69	Unknown	Male	222	Suppressed
Probable	70-79	Unknown	Male	91	Suppressed
Probable	80+	Unknown	Male	39	Suppressed
Probable	Unknown	Unknown	Male	19	0
Probable	0-9	White	Male	115	0
Probable	10-19	White	Male	173	0
Probable	20-29	White	Male	244	Suppressed
Probable	30-39	White	Male	193	Suppressed
Probable	40-49	White	Male	199	Suppressed
Probable	50-59	White	Male	257	Suppressed
Probable	60-69	White	Male	193	13

Probable	70-79	White	Male	78	10
Probable	80+	White	Male	57	25
Probable	Unknown	White	Male	11	0
Probable	0-9	American Indian/Alaska Native	Unknown	0	0
Probable	10-19	American Indian/Alaska Native	Unknown	0	0
Probable	20-29	American Indian/Alaska Native	Unknown	Suppressed	0
Probable	30-39	American Indian/Alaska Native	Unknown	0	0
Probable	40-49	American Indian/Alaska Native	Unknown	0	0
Probable	50-59	American Indian/Alaska Native	Unknown	0	0
Probable	60-69	American Indian/Alaska Native	Unknown	0	0
Probable	70-79	American Indian/Alaska Native	Unknown	0	0
Probable	80+	American Indian/Alaska Native	Unknown	0	0
Probable	Unknown	American Indian/Alaska Native	Unknown	0	0
Probable	0-9	Asian/Pacific Islander	Unknown	0	0
Probable	10-19	Asian/Pacific Islander	Unknown	0	0
Probable	20-29	Asian/Pacific Islander	Unknown	0	0
Probable	30-39	Asian/Pacific Islander	Unknown	0	0
Probable	40-49	Asian/Pacific Islander	Unknown	0	0
Probable	50-59	Asian/Pacific Islander	Unknown	0	0
Probable	60-69	Asian/Pacific Islander	Unknown	0	0
Probable	70-79	Asian/Pacific Islander	Unknown	0	0
Probable	80+	Asian/Pacific Islander	Unknown	0	0
Probable	Unknown	Asian/Pacific Islander	Unknown	0	0
Probable	0-9	Black/African American	Unknown	0	0
Probable	10-19	Black/African American	Unknown	0	0
Probable	20-29	Black/African American	Unknown	0	0
Probable	30-39	Black/African American	Unknown	0	0
Probable	40-49	Black/African American	Unknown	0	0
Probable	50-59	Black/African American	Unknown	0	0
Probable	60-69	Black/African American	Unknown	Suppressed	0
Probable	70-79	Black/African American	Unknown	0	0
Probable	80+	Black/African American	Unknown	0	0
Probable	Unknown	Black/African American	Unknown	Suppressed	0
Probable	0-9	Multiple Races	Unknown	0	0
Probable	10-19	Multiple Races	Unknown	0	0
Probable	20-29	Multiple Races	Unknown	Suppressed	0
Probable	30-39	Multiple Races	Unknown	Suppressed	0
Probable	40-49	Multiple Races	Unknown	Suppressed	0
Probable	50-59	Multiple Races	Unknown	Suppressed	0
Probable	60-69	Multiple Races	Unknown	Suppressed	0
Probable	70-79	Multiple Races	Unknown	0	0
Probable	80+	Multiple Races	Unknown	Suppressed	0
Probable	Unknown	Multiple Races	Unknown	0	0
Probable	0-9	Other	Unknown	0	0
Probable	10-19	Other	Unknown	0	0
Probable	20-29	Other	Unknown	0	0
Probable	30-39	Other	Unknown	0	0
Probable	40-49	Other	Unknown	0	0
Probable	50-59	Other	Unknown	0	0
Probable	60-69	Other	Unknown	0	0

Probable	70-79	Other	Unknown	0	0
Probable	80+	Other	Unknown	0	0
Probable	Unknown	Other	Unknown	0	0
Probable	0-9	Unknown	Unknown	Suppressed	0
Probable	10-19	Unknown	Unknown	Suppressed	0
Probable	20-29	Unknown	Unknown	6	0
Probable	30-39	Unknown	Unknown	8	0
Probable	40-49	Unknown	Unknown	6	0
Probable	50-59	Unknown	Unknown	7	0
Probable	60-69	Unknown	Unknown	9	0
Probable	70-79	Unknown	Unknown	Suppressed	0
Probable	80+	Unknown	Unknown	Suppressed	0
Probable	Unknown	Unknown	Unknown	211	0
Probable	0-9	White	Unknown	Suppressed	0
Probable	10-19	White	Unknown	0	0
Probable	20-29	White	Unknown	Suppressed	0
Probable	30-39	White	Unknown	Suppressed	0
Probable	40-49	White	Unknown	Suppressed	0
Probable	50-59	White	Unknown	Suppressed	0
Probable	60-69	White	Unknown	0	0
Probable	70-79	White	Unknown	0	0
Probable	80+	White	Unknown	0	0
Probable	Unknown	White	Unknown	Suppressed	0

PUBLIC USE DATASETS

COVID-19 Tests by County

README

Data includes tests by type (diagnostic, serology or total combined) by county.

Diagnostic tests are used to find current infection and look for genes or proteins from the severe acute respiratory syndrome coronavirus 2 (SARS-CoV-2), the virus that causes COVID-19. These tests, which are performed as nasal swabs, include: Nucleic acid amplification test/real-time polymerase chain reaction (NAAT/RT-PCR) test and rapid virus antigen detection point of care (POC) tests.

Serology tests are used to look for the possibility of previous infection. Serology tests look for antibodies to SARS-CoV-2 in the blood. There are currently two types of serology tests: the enzyme-linked immunosorbent assay (ELISA) test and the rapid antibody detection POC test. Serology tests do not diagnose disease and do not guarantee immunity, but might provide information about previous infection.

Correctional includes state and federal prisons and county and city detection facilities.

Testing data represents total tests performed, not individuals tested. A single individual may have more than one test completed.

COVID-19 TESTS BY COUNTY 2020-08-08

Updated	COUNTY	TestType	Count	RatePerMillion
2020/08/08 13:32:57	Alcona	Diagnostic	1224	117636
2020/08/08 13:32:57	Alcona	Serology	37	3556
2020/08/08 13:32:57	Alcona	Total	1261	121192
2020/08/08 13:32:57	Alger	Diagnostic	633	69499
2020/08/08 13:32:57	Alger	Serology	58	6368
2020/08/08 13:32:57	Alger	Total	691	75867
2020/08/08 13:32:57	Allegan	Diagnostic	18747	158764
2020/08/08 13:32:57	Allegan	Serology	619	5242
2020/08/08 13:32:57	Allegan	Total	19366	164006
2020/08/08 13:32:57	Alpena	Diagnostic	1650	58088
2020/08/08 13:32:57	Alpena	Serology	112	3943
2020/08/08 13:32:57	Alpena	Total	1762	62031
2020/08/08 13:32:57	Antrim	Diagnostic	2737	117347
2020/08/08 13:32:57	Antrim	Serology	69	2958
2020/08/08 13:32:57	Antrim	Total	2806	120305
2020/08/08 13:32:57	Arenac	Serology	105	7055
2020/08/08 13:32:57	Arenac	Diagnostic	2363	158772
2020/08/08 13:32:57	Arenac	Total	2468	165827
2020/08/08 13:32:57	Baraga	Diagnostic	1267	154343
2020/08/08 13:32:57	Baraga	Serology	20	2436
2020/08/08 13:32:57	Baraga	Total	1287	156779
2020/08/08 13:32:57	Barry	Serology	456	7409
2020/08/08 13:32:57	Barry	Diagnostic	9212	149667
2020/08/08 13:32:57	Barry	Total	9668	157076
2020/08/08 13:32:57	Bay	Diagnostic	18839	182679
2020/08/08 13:32:57	Bay	Serology	1076	10434
2020/08/08 13:32:57	Bay	Total	19915	193113
2020/08/08 13:32:57	Benzie	Diagnostic	2131	119948
2020/08/08 13:32:57	Benzie	Serology	42	2364
2020/08/08 13:32:57	Benzie	Total	2173	122312
2020/08/08 13:32:57	Berrien	Diagnostic	39468	257286
2020/08/08 13:32:57	Berrien	Serology	1544	10065
2020/08/08 13:32:57	Berrien	Total	41012	267352
2020/08/08 13:32:57	Branch	Diagnostic	4635	106510
2020/08/08 13:32:57	Branch	Serology	126	2895
2020/08/08 13:32:57	Branch	Total	4761	109406
2020/08/08 13:32:57	Calhoun	Diagnostic	26980	201105
2020/08/08 13:32:57	Calhoun	Serology	593	4420
2020/08/08 13:32:57	Calhoun	Total	27573	205525
2020/08/08 13:32:57	Cass	Diagnostic	5880	113542
2020/08/08 13:32:57	Cass	Serology	186	3592
2020/08/08 13:32:57	Cass	Total	6066	117134
2020/08/08 13:32:57	Charlevoix	Diagnostic	3515	134453
2020/08/08 13:32:57	Charlevoix	Serology	298	11399
2020/08/08 13:32:57	Charlevoix	Total	3813	145852
2020/08/08 13:32:57	Cheboygan	Diagnostic	1942	76832
2020/08/08 13:32:57	Cheboygan	Serology	160	6330

2020/08/08 13:32:57	Cheboygan	Total	2102	83162
2020/08/08 13:32:57	Chippewa	Diagnostic	3273	87633
2020/08/08 13:32:57	Chippewa	Serology	77	2062
2020/08/08 13:32:57	Chippewa	Total	3350	89695
2020/08/08 13:32:57	Clare	Diagnostic	3071	99225
2020/08/08 13:32:57	Clare	Serology	187	6042
2020/08/08 13:32:57	Clare	Total	3258	105267
2020/08/08 13:32:57	Clinton	Diagnostic	11226	141039
2020/08/08 13:32:57	Clinton	Serology	2210	27766
2020/08/08 13:32:57	Clinton	Total	13436	168805
2020/08/08 13:32:57	Correctional	Serology	8593	
2020/08/08 13:32:57	Correctional	Diagnostic	60730	
2020/08/08 13:32:57	Correctional	Total	69323	
2020/08/08 13:32:57	Crawford	Diagnostic	1550	110485
2020/08/08 13:32:57	Crawford	Serology	47	3350
2020/08/08 13:32:57	Crawford	Total	1597	113836
2020/08/08 13:32:57	Delta	Serology	201	5617
2020/08/08 13:32:57	Delta	Diagnostic	5241	146462
2020/08/08 13:32:57	Delta	Total	5442	152079
2020/08/08 13:32:57	Detroit City	Serology	11101	17084
2020/08/08 13:32:57	Detroit City	Diagnostic	180794	278229
2020/08/08 13:32:57	Detroit City	Total	191895	295312
2020/08/08 13:32:57	Dickinson	Diagnostic	2244	88910
2020/08/08 13:32:57	Dickinson	Serology	62	2457
2020/08/08 13:32:57	Dickinson	Total	2306	91367
2020/08/08 13:32:57	Eaton	Diagnostic	23726	215167
2020/08/08 13:32:57	Eaton	Serology	3358	30453
2020/08/08 13:32:57	Eaton	Total	27084	245620
2020/08/08 13:32:57	Emmet	Diagnostic	4060	121502
2020/08/08 13:32:57	Emmet	Serology	706	21128
2020/08/08 13:32:57	Emmet	Total	4766	142631
2020/08/08 13:32:57	Genesee	Diagnostic	56715	139756
2020/08/08 13:32:57	Genesee	Serology	8971	22106
2020/08/08 13:32:57	Genesee	Total	65686	161863
2020/08/08 13:32:57	Gladwin	Diagnostic	3312	130143
2020/08/08 13:32:57	Gladwin	Serology	113	4440
2020/08/08 13:32:57	Gladwin	Total	3425	134583
2020/08/08 13:32:57	Gogebic	Diagnostic	3512	251306
2020/08/08 13:32:57	Gogebic	Serology	31	2218
2020/08/08 13:32:57	Gogebic	Total	3543	253524
2020/08/08 13:32:57	Grand Traverse	Diagnostic	13412	144079
2020/08/08 13:32:57	Grand Traverse	Serology	361	3878
2020/08/08 13:32:57	Grand Traverse	Total	13773	147957
2020/08/08 13:32:57	Gratiot	Diagnostic	7796	191496
2020/08/08 13:32:57	Gratiot	Serology	314	7713
2020/08/08 13:32:57	Gratiot	Total	8110	199209
2020/08/08 13:32:57	Hillsdale	Diagnostic	6302	138187
2020/08/08 13:32:57	Hillsdale	Serology	195	4276
2020/08/08 13:32:57	Hillsdale	Total	6497	142462
2020/08/08 13:32:57	Houghton	Diagnostic	4355	122043

2020/08/08 13:32:57	Houghton	Serology	69	1934
2020/08/08 13:32:57	Houghton	Total	4424	123977
2020/08/08 13:32:57	Huron	Serology	215	6940
2020/08/08 13:32:57	Huron	Diagnostic	5287	170653
2020/08/08 13:32:57	Huron	Total	5502	177593
2020/08/08 13:32:57	Ingham	Diagnostic	65740	224824
2020/08/08 13:32:57	Ingham	Serology	11032	37728
2020/08/08 13:32:57	Ingham	Total	76772	262553
2020/08/08 13:32:57	Ionia	Serology	860	13293
2020/08/08 13:32:57	Ionia	Diagnostic	11417	176469
2020/08/08 13:32:57	Ionia	Total	12277	189762
2020/08/08 13:32:57	Iosco	Diagnostic	4295	170932
2020/08/08 13:32:57	Iosco	Serology	112	4457
2020/08/08 13:32:57	Iosco	Total	4407	175389
2020/08/08 13:32:57	Iron	Diagnostic	1963	177390
2020/08/08 13:32:57	Iron	Serology	16	1446
2020/08/08 13:32:57	Iron	Total	1979	178836
2020/08/08 13:32:57	Isabella	Diagnostic	6698	95861
2020/08/08 13:32:57	Isabella	Serology	397	5682
2020/08/08 13:32:57	Isabella	Total	7095	101543
2020/08/08 13:32:57	Jackson	Diagnostic	34611	218352
2020/08/08 13:32:57	Jackson	Serology	1168	7369
2020/08/08 13:32:57	Jackson	Total	35779	225721
2020/08/08 13:32:57	Kalamazoo	Serology	2015	7602
2020/08/08 13:32:57	Kalamazoo	Diagnostic	44907	169418
2020/08/08 13:32:57	Kalamazoo	Total	46922	177020
2020/08/08 13:32:57	Kalkaska	Diagnostic	2851	158055
2020/08/08 13:32:57	Kalkaska	Serology	26	1441
2020/08/08 13:32:57	Kalkaska	Total	2877	159497
2020/08/08 13:32:57	Kent	Diagnostic	145760	221872
2020/08/08 13:32:57	Kent	Serology	10517	16009
2020/08/08 13:32:57	Kent	Total	156277	237881
2020/08/08 13:32:57	Keweenaw	Diagnostic	290	137051
2020/08/08 13:32:57	Keweenaw	Serology	9	4253
2020/08/08 13:32:57	Keweenaw	Total	299	141304
2020/08/08 13:32:57	Lake	Diagnostic	2233	188391
2020/08/08 13:32:57	Lake	Serology	81	6834
2020/08/08 13:32:57	Lake	Total	2314	195225
2020/08/08 13:32:57	Lapeer	Diagnostic	9422	107548
2020/08/08 13:32:57	Lapeer	Serology	1345	15353
2020/08/08 13:32:57	Lapeer	Total	10767	122901
2020/08/08 13:32:57	Leelanau	Diagnostic	2138	98249
2020/08/08 13:32:57	Leelanau	Serology	75	3447
2020/08/08 13:32:57	Leelanau	Total	2213	101696
2020/08/08 13:32:57	Lenawee	Diagnostic	12463	126591
2020/08/08 13:32:57	Lenawee	Serology	617	6267
2020/08/08 13:32:57	Lenawee	Total	13080	132858
2020/08/08 13:32:57	Livingston	Serology	3707	19308
2020/08/08 13:32:57	Livingston	Diagnostic	31275	162895
2020/08/08 13:32:57	Livingston	Total	34982	182203

2020/08/08 13:32:57	Luce	Diagnostic	392	62931
2020/08/08 13:32:57	Luce	Serology	14	2248
2020/08/08 13:32:57	Luce	Total	406	65179
2020/08/08 13:32:57	Mackinac	Diagnostic	1014	93898
2020/08/08 13:32:57	Mackinac	Serology	38	3519
2020/08/08 13:32:57	Mackinac	Total	1052	97416
2020/08/08 13:32:57	Macomb	Serology	23481	26867
2020/08/08 13:32:57	Macomb	Diagnostic	142448	162989
2020/08/08 13:32:57	Macomb	Total	165929	189856
2020/08/08 13:32:57	Manistee	Diagnostic	2475	100782
2020/08/08 13:32:57	Manistee	Serology	104	4235
2020/08/08 13:32:57	Manistee	Total	2579	105017
2020/08/08 13:32:57	Marquette	Diagnostic	15442	231518
2020/08/08 13:32:57	Marquette	Serology	690	10345
2020/08/08 13:32:57	Marquette	Total	16132	241863
2020/08/08 13:32:57	Mason	Diagnostic	6041	207281
2020/08/08 13:32:57	Mason	Serology	209	7171
2020/08/08 13:32:57	Mason	Total	6250	214452
2020/08/08 13:32:57	Mecosta	Diagnostic	6544	150599
2020/08/08 13:32:57	Mecosta	Serology	246	5661
2020/08/08 13:32:57	Mecosta	Total	6790	156261
2020/08/08 13:32:57	Menominee	Diagnostic	1796	78841
2020/08/08 13:32:57	Menominee	Serology	35	1536
2020/08/08 13:32:57	Menominee	Total	1831	80378
2020/08/08 13:32:57	Midland	Diagnostic	8775	105525
2020/08/08 13:32:57	Midland	Serology	689	8286
2020/08/08 13:32:57	Midland	Total	9464	113810
2020/08/08 13:32:57	Missaukee	Serology	61	4035
2020/08/08 13:32:57	Missaukee	Diagnostic	1793	118600
2020/08/08 13:32:57	Missaukee	Total	1854	122635
2020/08/08 13:32:57	Monroe	Serology	2175	14452
2020/08/08 13:32:57	Monroe	Diagnostic	19061	126651
2020/08/08 13:32:57	Monroe	Total	21236	141103
2020/08/08 13:32:57	Montcalm	Serology	652	10205
2020/08/08 13:32:57	Montcalm	Diagnostic	11699	183117
2020/08/08 13:32:57	Montcalm	Total	12351	193323
2020/08/08 13:32:57	Montmorency	Diagnostic	816	87479
2020/08/08 13:32:57	Montmorency	Serology	71	7611
2020/08/08 13:32:57	Montmorency	Total	887	95090
2020/08/08 13:32:57	Muskegon	Diagnostic	40629	234084
2020/08/08 13:32:57	Muskegon	Serology	890	5128
2020/08/08 13:32:57	Muskegon	Total	41519	239212
2020/08/08 13:32:57	Newaygo	Serology	394	8044
2020/08/08 13:32:57	Newaygo	Diagnostic	8744	178522
2020/08/08 13:32:57	Newaygo	Total	9138	186566
2020/08/08 13:32:57	Oakland	Diagnostic	212613	169065
2020/08/08 13:32:57	Oakland	Serology	51397	40870
2020/08/08 13:32:57	Oakland	Total	264010	209934
2020/08/08 13:32:57	Oceana	Diagnostic	7373	278573
2020/08/08 13:32:57	Oceana	Serology	197	7443

2020/08/08 13:32:57	Oceana	Total	7570	286017
2020/08/08 13:32:57	Ogemaw	Diagnostic	2285	108825
2020/08/08 13:32:57	Ogemaw	Serology	74	3524
2020/08/08 13:32:57	Ogemaw	Total	2359	112349
2020/08/08 13:32:57	Ontonagon	Diagnostic	1253	219056
2020/08/08 13:32:57	Ontonagon	Serology	11	1923
2020/08/08 13:32:57	Ontonagon	Total	1264	220979
2020/08/08 13:32:57	Osceola	Diagnostic	4885	208227
2020/08/08 13:32:57	Osceola	Serology	120	5115
2020/08/08 13:32:57	Osceola	Total	5005	213342
2020/08/08 13:32:57	Oscoda	Diagnostic	779	94527
2020/08/08 13:32:57	Oscoda	Serology	14	1699
2020/08/08 13:32:57	Oscoda	Total	793	96226
2020/08/08 13:32:57	Otsego	Diagnostic	2201	89225
2020/08/08 13:32:57	Otsego	Serology	219	8878
2020/08/08 13:32:57	Otsego	Total	2420	98103
2020/08/08 13:32:57	Ottawa	Diagnostic	58212	199472
2020/08/08 13:32:57	Ottawa	Serology	3066	10506
2020/08/08 13:32:57	Ottawa	Total	61278	209978
2020/08/08 13:32:57	Presque Isle	Diagnostic	974	77351
2020/08/08 13:32:57	Presque Isle	Serology	101	8021
2020/08/08 13:32:57	Presque Isle	Total	1075	85372
2020/08/08 13:32:57	Roscommon	Diagnostic	2926	121820
2020/08/08 13:32:57	Roscommon	Serology	230	9576
2020/08/08 13:32:57	Roscommon	Total	3156	131396
2020/08/08 13:32:57	Saginaw	Serology	1033	5421
2020/08/08 13:32:57	Saginaw	Diagnostic	43482	228205
2020/08/08 13:32:57	Saginaw	Total	44515	233627
2020/08/08 13:32:57	Sanilac	Diagnostic	6476	157299
2020/08/08 13:32:57	Sanilac	Serology	386	9376
2020/08/08 13:32:57	Sanilac	Total	6862	166675
2020/08/08 13:32:57	Schoolcraft	Diagnostic	619	76476
2020/08/08 13:32:57	Schoolcraft	Serology	29	3583
2020/08/08 13:32:57	Schoolcraft	Total	648	80059
2020/08/08 13:32:57	Shiawassee	Diagnostic	9044	132762
2020/08/08 13:32:57	Shiawassee	Serology	1202	17645
2020/08/08 13:32:57	Shiawassee	Total	10246	150407
2020/08/08 13:32:57	St Clair	Diagnostic	19884	124956
2020/08/08 13:32:57	St Clair	Serology	3435	21586
2020/08/08 13:32:57	St Clair	Total	23319	146542
2020/08/08 13:32:57	St Joseph	Serology	462	7578
2020/08/08 13:32:57	St Joseph	Diagnostic	10221	167656
2020/08/08 13:32:57	St Joseph	Total	10683	175235
2020/08/08 13:32:57	Tuscola	Diagnostic	11279	215887
2020/08/08 13:32:57	Tuscola	Serology	441	8441
2020/08/08 13:32:57	Tuscola	Total	11720	224328
2020/08/08 13:32:57	Unknown	Serology	18982	
2020/08/08 13:32:57	Unknown	Diagnostic	191874	
2020/08/08 13:32:57	Unknown	Total	210856	
2020/08/08 13:32:57	Van Buren	Diagnostic	15204	200906

2020/08/08 13:32:57	Van Buren	Serology	425	5616
2020/08/08 13:32:57	Van Buren	Total	15629	206522
2020/08/08 13:32:57	Washtenaw	Diagnostic	77941	212026
2020/08/08 13:32:57	Washtenaw	Serology	7930	21572
2020/08/08 13:32:57	Washtenaw	Total	85871	233598
2020/08/08 13:32:57	Wayne	Diagnostic	234943	212847
2020/08/08 13:32:57	Wayne	Serology	33624	30462
2020/08/08 13:32:57	Wayne	Total	268567	243309
2020/08/08 13:32:57	Wexford	Serology	105	3122
2020/08/08 13:32:57	Wexford	Diagnostic	4819	143290
2020/08/08 13:32:57	Wexford	Total	4924	146413

PUBLIC USE DATASETS

Diagnostic Tests by Result and County

README

Data include diagnostic tests for COVID-19 by date and county.

Diagnostic tests are used to find current infection and look for genes or proteins from the severe acute respiratory syndrome coronavirus 2 (SARS-CoV-2), the virus that causes COVID-19. These tests, which are performed as nasal swabs, include: Nucleic acid amplification test/real-time polymerase chain reaction (NAAT/RT-PCR) test and rapid virus antigen detection point of care (POC) tests.

Correctional includes state and federal prisons and county and city detention facilities.

Testing data represents total tests performed, not individuals tested. A single individual may have more than one test completed.

The total number of positive tests may exceed the number of confirmed cases due to 1) a single individual may have more than one test performed; 2) MDHHS may receive data on positive tests in advance of a local health department classifying an individual as a confirmed or probable case, and 3) although efforts have been made to deduplicate testing data, some duplication may occur.

DIAGNOSTIC TESTS BY RESULT AND COUNTY 2020-08-08

MessageDate	COUNTY	Negative	Positive	Total
8/7/2020	Alcona	7	0	7
8/7/2020	Alger	15	1	16
8/7/2020	Allegan	301	5	306
8/7/2020	Alpena	44	0	44
8/7/2020	Antrim	155	0	155
8/7/2020	Arenac	41	0	41
8/7/2020	Baraga	17	0	17
8/7/2020	Barry	158	0	158
8/7/2020	Bay	517	8	525
8/7/2020	Benzie	56	0	56
8/7/2020	Berrien	477	14	491
8/7/2020	Branch	83	11	94
8/7/2020	Calhoun	619	16	635
8/7/2020	Cass	73	5	78
8/7/2020	Charlevoix	73	2	75
8/7/2020	Cheboygan	41	3	44
8/7/2020	Chippewa	98	1	99
8/7/2020	Clare	51	2	53
8/7/2020	Clinton	165	3	168
8/7/2020	Correctional	232	2	234
8/7/2020	Crawford	17	0	17
8/7/2020	Delta	172	1	173
8/7/2020	Detroit City	2862	53	2915
8/7/2020	Dickinson	52	0	52
8/7/2020	Eaton	336	2	338
8/7/2020	Emmet	71	1	72
8/7/2020	Genesee	1226	39	1265
8/7/2020	Gladwin	36	0	36
8/7/2020	Gogebic	151	4	155
8/7/2020	Grand Traverse	714	5	719
8/7/2020	Gratiot	565	3	568
8/7/2020	Hillsdale	51	5	56
8/7/2020	Houghton	105	0	105
8/7/2020	Huron	107	1	108
8/7/2020	Ingham	1162	21	1183
8/7/2020	Ionia	194	1	195
8/7/2020	Iosco	44	1	45
8/7/2020	Iron	122	1	123
8/7/2020	Isabella	166	3	169
8/7/2020	Jackson	560	2	562
8/7/2020	Kalamazoo	619	18	637
8/7/2020	Kalkaska	57	1	58
8/7/2020	Kent	2856	76	2932
8/7/2020	Keweenaw	5	0	5
8/7/2020	Lake	21	2	23
8/7/2020	Lapeer	222	4	226
8/7/2020	Leelanau	38	1	39

8/7/2020	Lenawee	321	8	329
8/7/2020	Livingston	549	3	552
8/7/2020	Luce	20	0	20
8/7/2020	Mackinac	33	0	33
8/7/2020	Macomb	3218	196	3414
8/7/2020	Manistee	140	0	140
8/7/2020	Marquette	258	5	263
8/7/2020	Mason	135	0	135
8/7/2020	Mecosta	127	0	127
8/7/2020	Menominee	17	2	19
8/7/2020	Midland	132	3	135
8/7/2020	Missaukee	96	0	96
8/7/2020	Monroe	498	18	516
8/7/2020	Montcalm	221	1	222
8/7/2020	Montmorency	16	0	16
8/7/2020	Muskegon	714	18	732
8/7/2020	Newaygo	183	2	185
8/7/2020	Oakland	4049	186	4235
8/7/2020	Oceana	119	3	122
8/7/2020	Ogemaw	103	1	104
8/7/2020	Ontonagon	64	3	67
8/7/2020	Osceola	69	0	69
8/7/2020	Oscoda	9	0	9
8/7/2020	Otsego	49	0	49
8/7/2020	Ottawa	889	13	902
8/7/2020	Presque Isle	22	1	23
8/7/2020	Roscommon	39	0	39
8/7/2020	Saginaw	1114	51	1165
8/7/2020	Sanilac	156	1	157
8/7/2020	Schoolcraft	5	0	5
8/7/2020	Shiawassee	291	5	296
8/7/2020	St Clair	433	12	445
8/7/2020	St Joseph	256	6	262
8/7/2020	Tuscola	359	13	372
8/7/2020	Unknown	1006	9	1015
8/7/2020	Van Buren	186	5	191
8/7/2020	Washtenaw	1044	21	1065
8/7/2020	Wayne	3843	162	4005
8/7/2020	Wexford	80	0	80