



Western Michigan University  
ScholarWorks at WMU

---

Cumulative Michigan COVID-19 Data

Michigan COVID-19 State Data

---

8-9-2020

## 2020-08-09\_MichiganOverview\_COVIDstats

Michigan Department of Health & Human Services

Follow this and additional works at: <https://scholarworks.wmich.edu/michigan-covid-data-state-cumulative>



Part of the Public Health Commons

---

### WMU ScholarWorks Citation

Michigan Department of Health & Human Services, "2020-08-09\_MichiganOverview\_COVIDstats" (2020). *Cumulative Michigan COVID-19 Data*. 167.

<https://scholarworks.wmich.edu/michigan-covid-data-state-cumulative/167>

This Website is brought to you for free and open access by the Michigan COVID-19 State Data at ScholarWorks at WMU. It has been accepted for inclusion in Cumulative Michigan COVID-19 Data by an authorized administrator of ScholarWorks at WMU. For more information, please contact [wmu-scholarworks@wmich.edu](mailto:wmu-scholarworks@wmich.edu).



# Coronavirus

CORONAVIRUS / MICHIGAN DATA

## Michigan Data



### DATA ABOUT PLACES

### LONG TERM CARE FACILITIES

### CORONAVIRUS SYMPTOMS

### CUMULATIVE RECOVERED



**\*Note on Cumulative Deaths 8/9/20:** Today's cumulative death total has been reduced by one. Two additional deaths were reported today and three cases previously marked as deceased were corrected by local health jurisdictions. These cases may have been recorded as deceased in error or jurisdictions may have received additional information indicating previously reported deaths were determined to not be COVID-19 associated. MDHHS and the local health jurisdictions continue to review cases as part of ongoing efforts to ensure data quality and accurate case and death reporting in Michigan.



CURRENT STATUS

DAILY CASES

CUMULATIVE TRENDS

DEMOGRAPHICS

TOTAL TESTING

DIAGNOSTIC TESTING

LEARN MORE

View Cases

View Deaths

View Table

COVID-19 Cases by County

Confirmed cases include individuals with a positive diagnostic test for COVID-19. Probable cases include individuals with COVID-19 symptoms and an epidemiologic link to confirmed COVID-19, but no diagnostic test.

Cases by County

Select Preparedness Region:

All

Select County:

All

This report is provisional and subject to change. City of Detroit and Wayne County are reported separately. MDHHS began tracking probable cases April 5, 2020. FCI indicates federal correctional institute. MDOC indicates Michigan Department of Corrections. Diagnostic tests, including nucleic acid amplification/real-time polymerase chain reaction (NAAT/RT-PCR) and rapid virus antigen detection point of care (POC) tests, look for current infection. Serology (antibody) tests are used to look for the possibility of previous infection.

Source: Michigan Disease Surveillance System (MDSS) and Vital Records.

3-28

29-208

209-2009

2010-15500

15501+

Michigan

Sunday, August 9, 2020

Michigan (Statewide) Case Fatality Rate

7.1%

Current Totals

Case Status	Cases	Deaths
Confirmed	87,403	6,249
Probable	9,323	270
Total	96,726	6,519

Laboratory Testing

Test Type	Tests Performed
Diagnostic	2,127,348
Serology	228,519
Total	2,355,867

Microsoft Power BI

< 1 of 7 >

Q

X

Cases by Hispanic/Latino Ethnicity

Hispanic/Latino Ethnicity	Percentage of Overall Cases by Ethnicity	Percentage of Deceased Cases by Ethnicity
Hispanic/Latino	8%	2%
Non-Hispanic Latino	65%	83%
Unknown	27%	15%

Totals may not add to 100% due to rounding

https://www.michigan.gov/coronavirus/0,9753,7-406-98163\_98173---,00.html

2/3

**Cases by Arab Ethnicity**

<b>Arab Ethnicity</b>	<b>Percentage of Overall Cases by Ethnicity</b>	<b>Percentage of Deceased Cases by Ethnicity</b>
Arab	2%	1%
Non-Arab	46%	45%
Unknown	51%	54%

***Totals may not add to 100% due to rounding***

## PUBLIC USE DATASETS 8/9/2020

(Downloadable .xlsx files)

Cases and Deaths by County

Cases by County by Date

Cases by Demographics Statewide

COVID-19 Tests by County

Diagnostic Tests by Result and County

## Cumulative Total of Recovered COVID-19 Cases

Cumulative Total of Recovered COVID-19 Cases (as of 08/07/2020): **63,636**

**Note on recovery:** During this response, MDHHS is reviewing vital records statistics to identify any laboratory confirmed COVID-19 cases who are 30 days out from their onset of illness to represent recovery status. As the pandemic continues to impact Michigan, this pool will expand to include more cases. Recovered is defined as the number of persons with a confirmed COVID-19 diagnosis who are alive 30 days post-onset (or referral date if onset is not available). The number of persons recovered on August 7, 2020 represents COVID-19 confirmed individuals with an onset date on or prior to July 8, 2020. If an individual dies from a COVID-related cause >30 days from onset/referral, they are removed from the number of persons recovered. These numbers will be updated every Saturday.

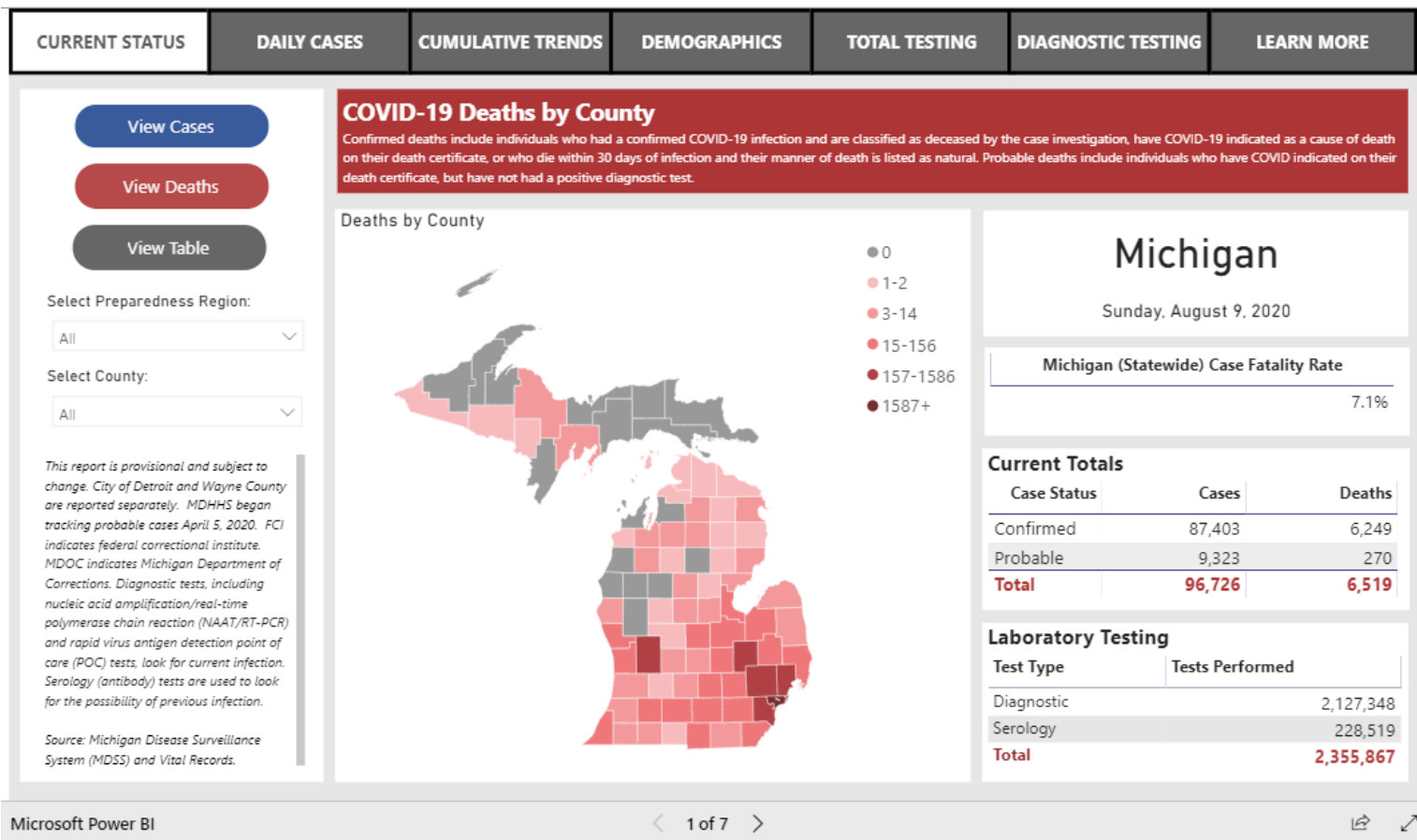
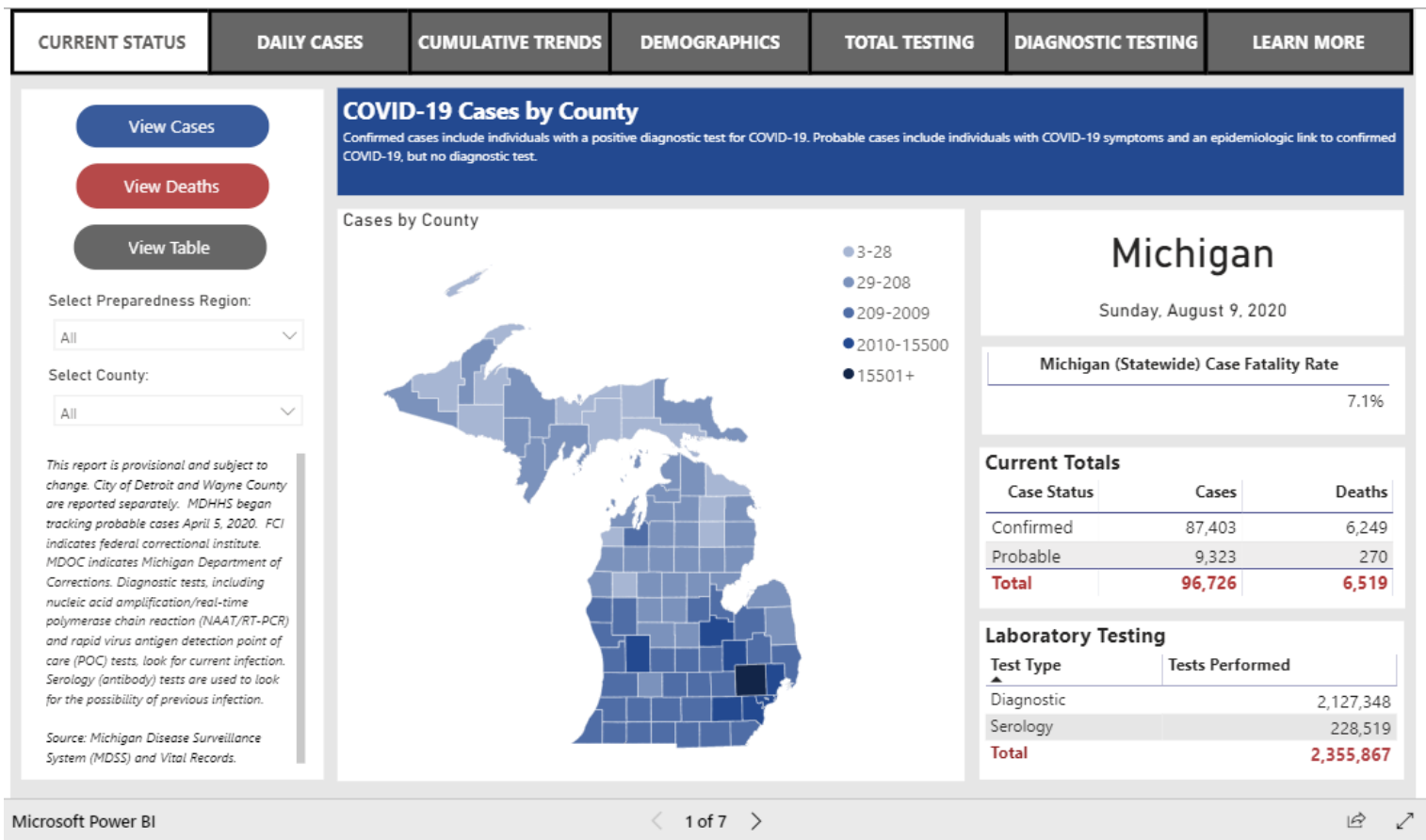
**Source:** Michigan Disease Surveillance System and Vital Records

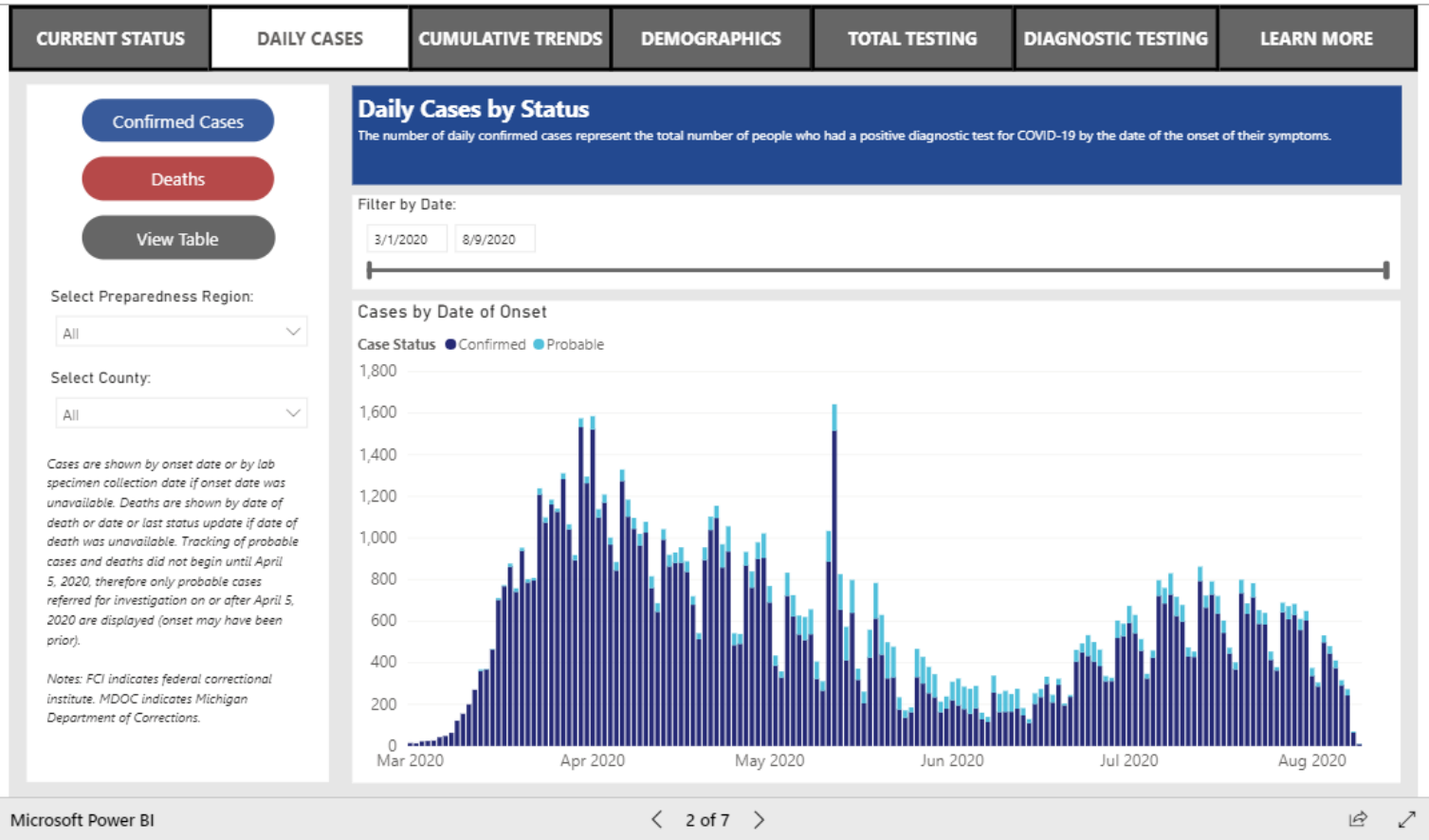


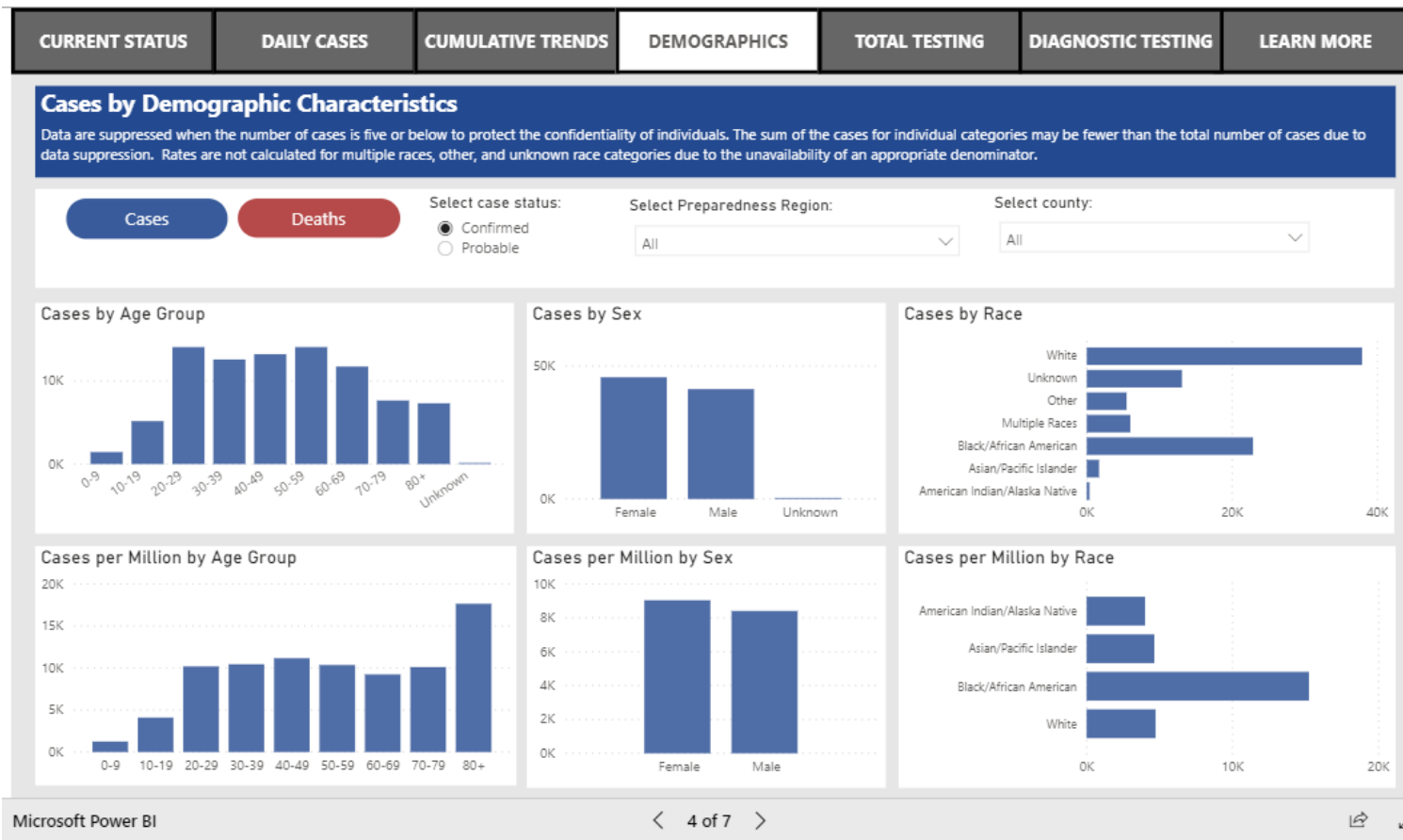
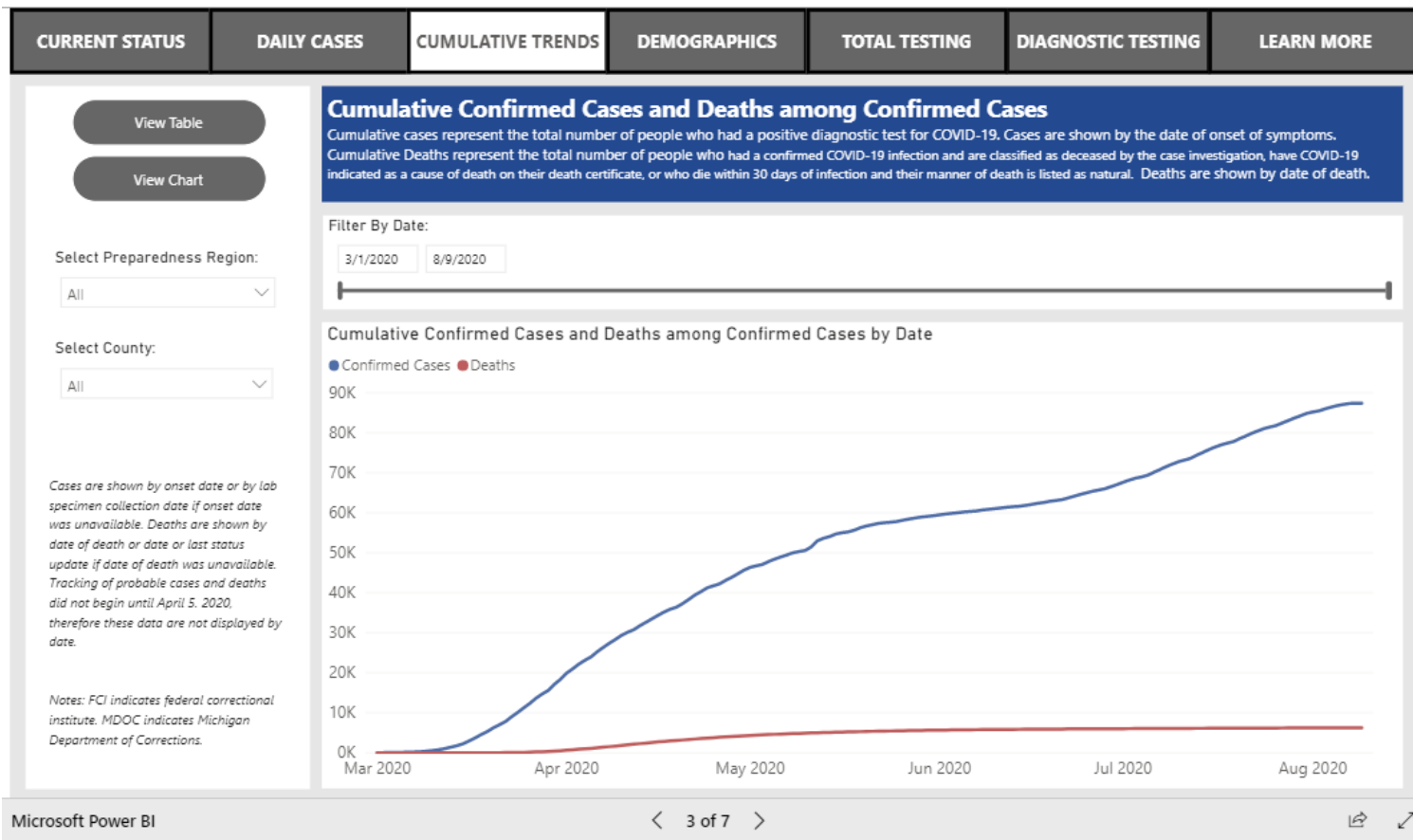
**MICHIGAN.GOV HOME**  
**ADA**  
**MICHIGAN NEWS**  
**POLICIES**

**COPYRIGHT 2020 STATE OF MICHIGAN**



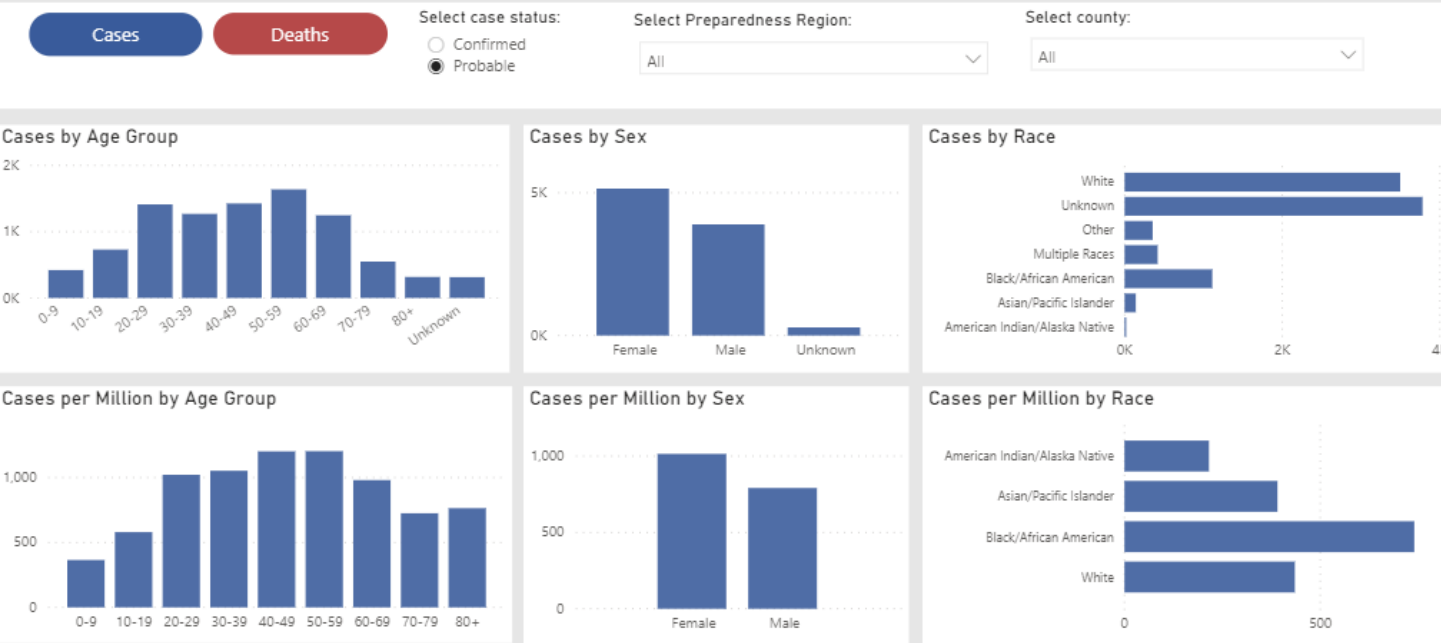






Cases by Demographic Characteristics

Data are suppressed when the number of cases is five or below to protect the confidentiality of individuals. The sum of the cases for individual categories may be fewer than the total number of cases due to data suppression. Rates are not calculated for multiple races, other, and unknown race categories due to the unavailability of an appropriate denominator.



Deaths by Demographic Characteristics

Data are suppressed when the number of deaths is five or below to protect the confidentiality of individuals. The sum of the deaths for individual categories may be fewer than the total number of deaths due to data suppression. Rates are not calculated for multiple races, other, and unknown race categories due to the unavailability of an appropriate denominator.



Deaths by Demographic Characteristics

Data are suppressed when the number of deaths is five or below to protect the confidentiality of individuals. The sum of the deaths for individual categories may be fewer than the total number of deaths due to data suppression. Rates are not calculated for multiple races, other, and unknown race categories due to the unavailability of an appropriate denominator.



View Table

View Charts

Select Preparedness Region:

All

Select County:

All

Diagnostic tests are used to find current infection and look for genes or proteins from the severe acute respiratory syndrome coronavirus 2 (SARS-CoV-2), the virus that causes COVID-19. These tests, which are performed as nasal swabs, include: Nucleic acid amplification test/real-time polymerase chain reaction (NAAT/RT-PCR) test and rapid virus antigen detection point of care (POC) tests.

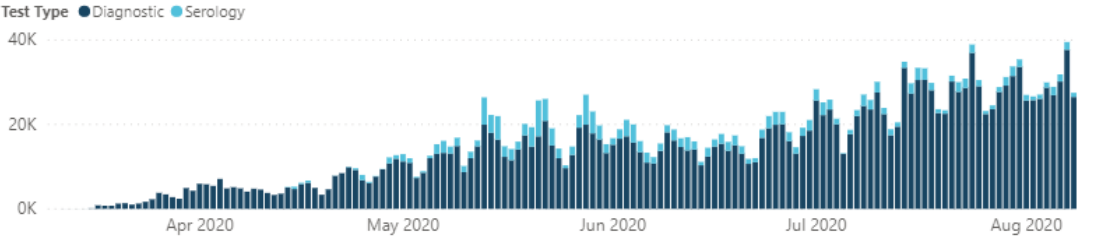
Serology tests are used to look for the possibility of previous infection. Serology tests look for antibodies to SARS-CoV-2 in the blood. There are currently two types of serology tests: the enzyme-linked immunosorbent assay (ELISA) test and the rapid antibody detection POC test. Serology tests do not diagnose disease and do not guarantee immunity, but might provide information about previous infection.

Total Covid-19 Laboratory Tests

Total testing includes both diagnostic tests which are used to determine if an individual currently has COVID-19 and serology testing which is used to determine if a person has antibodies to Covid-19.



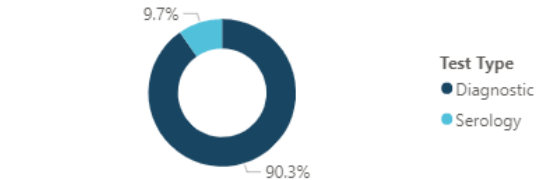
Total Laboratory Tests by Type and Date

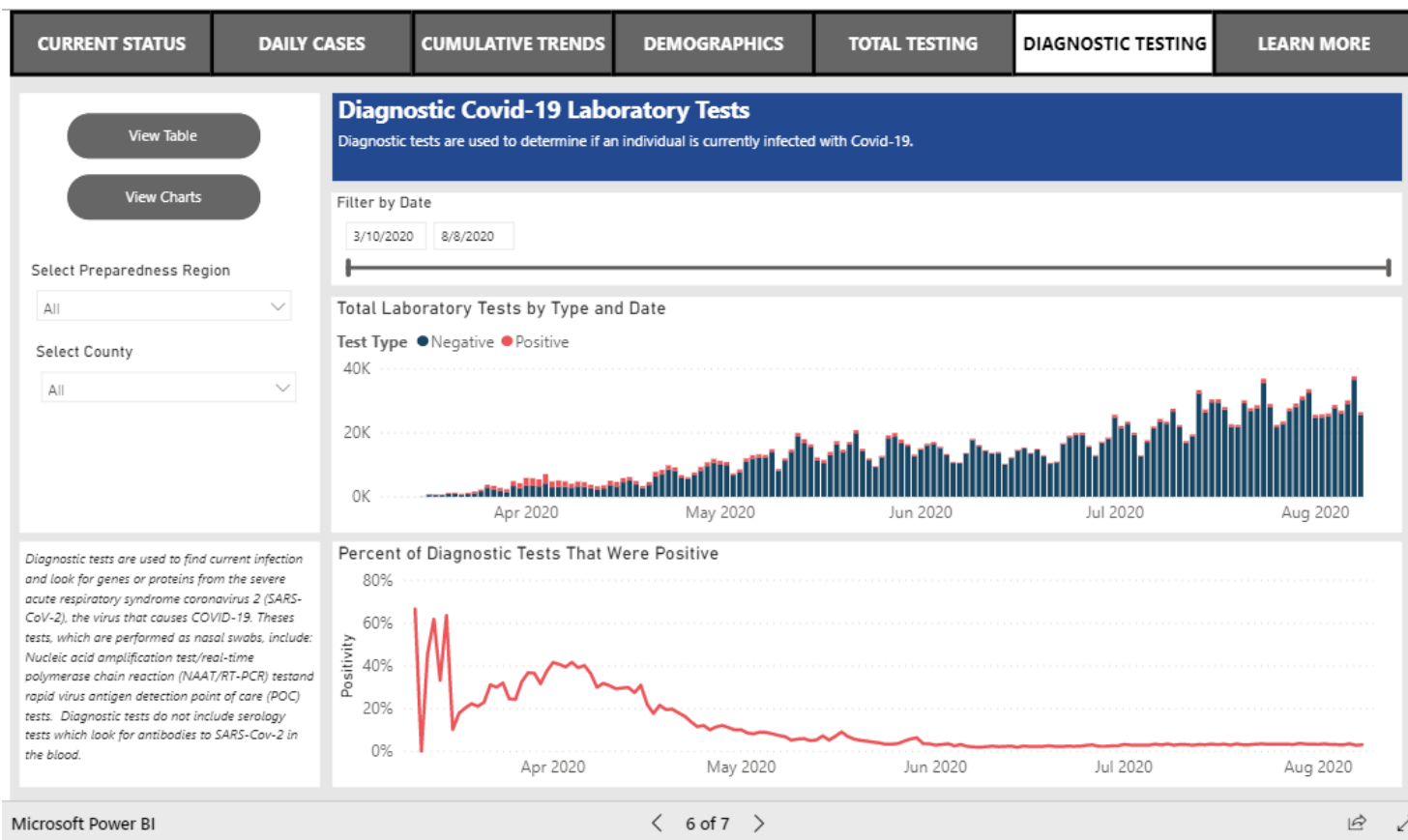


Total Tests Completed to Date

Test Type	Count	Tests per Million Residents
Diagnostic	2,127,348	212,924
Serology	228,519	22,872
Total	2,355,867	235,796

Percent of Tests Completed by Type





CURRENT STATUS	DAILY CASES	CUMULATIVE TRENDS	DEMOGRAPHICS	TOTAL TESTING	DIAGNOSTIC TESTING	LEARN MORE
----------------	-------------	-------------------	--------------	---------------	--------------------	------------

#### Where does the data come from?

The State of Michigan COVID-19 Dashboard displays the most recent provisional data reported to the Michigan Department of Health and Human Services (MDHHS) about cases in Michigan by selected demographics and county of residence (City of Detroit and Wayne County are reported separately). Data are reported to MDHHS via the [Michigan Disease Surveillance System \(MDSS\)](#). Provisional Death data are provided by the MDHHS Division for [Vital Records & Health Statistics](#).

#### How does MDHHS classify confirmed and probable cases?

Confirmed cases only include individuals who have had a positive diagnostic laboratory test for COVID-19. Probable cases include individuals who have symptoms consistent with COVID-19 and an epidemiologic link to a confirmed case or a positive serology (antibody) test, but do not have a positive diagnostic laboratory test for COVID-19 and individuals with a positive serology (antibody) test for COVID-19 and an epidemiologic link to a confirmed case.

#### How does MDHHS classify confirmed and probable deaths?

Confirmed deaths include individuals who meet one or more of the following conditions: 1) Have been identified as a confirmed case and classified as deceased as a result of a case investigation in the Michigan Disease Surveillance System (MDSS). MDSS is the database used by state and local health department to monitor reportable diseases like COVID-19; 2) have been identified as a confirmed case in MDSS had have a death certificate with COVID-19 listed as a cause of death; 3) have been identified as a confirmed case in MDSS and die within 30 days of onset of COVID-19 infection and have a death certificate which classifies their manner death as 'natural'. Probable deaths include individuals who have COVID indicated as a cause of death on their death certificate but have not had a positive diagnostic laboratory test.

#### Why do the number of probable cases fluctuate?

The number of probable cases can change daily based on the investigation efforts of the health department. When a probable case is first reported, local and/or state health department staff investigate to determine if the person meets the case definition of probable. As additional information is gathered, the case could be re-classified to confirmed, remain as probable, or be determined as not a case.

#### Why do data in the demographics tab not sum to the total number of cases for a county or region?

Data are not shown whenever the number of cases for a particular demographic category is fewer than six to protect the confidentiality of individuals. Rates are not calculated for other, multiple, and unknown race because an appropriate population denominator is not available for these categories at the county level.

#### Where can I get more information about COVID-19?

Visit <https://www.michigan.gov/coronavirus> to find information on resources and assistance, answers to frequently asked questions, and the latest updates on Michigan's response to COVID-19. For COVID-19 updates from CDC visit <https://www.cdc.gov/coronavirus/2019-ncov>.

# PUBLIC USE DATASETS

## Cases and Deaths by County

### README

Includes total cases and deaths to date by case status (confirmed or probable) and county.

County is based on the county of residence.

Confirmed cases only include individuals who have had a positive diagnostic laboratory test for COVID-19.

Probable cases include individuals who have symptoms consistent with COVID-19 and an epidemiologic link to a confirmed case or a positive serology (antibody) test, but do not have a positive diagnostic laboratory test for COVID-19 and individuals with a positive serology (antibody) test for COVID-19 and an epidemiologic link to a confirmed case.

Confirmed deaths include individuals who meet one or more of the following conditions: 1) Have been identified as a confirmed case and classified as deceased as a result of a case investigation in the Michigan Disease Surveillance System (MDSS). MDSS is the database used by state and local health department to monitor reportable diseases like COVID-19; 2) have been identified as a confirmed case in MDSS had have a death certificate with COVID-19 listed as a cause of death; 3) have been identified as a confirmed case in MDSS and die within 30 days of onset of COVID-19 infection and have a death certificate which classifies their manner death as 'natural'.

Probable deaths include individuals who have COVID indicated as a cause of death on their death certificate but have not had a positive diagnostic laboratory test.

The number of probable cases can change daily based on information obtained through the health department investigation. Probable cases can be re-classified as a confirmed case or determined to not be a case.

# **CASES AND DEATHS BY COUNTY 2020-08-09**

Updated	COUNTY	ConfirmedCases	ConfirmedDeaths	ProbableCases	ProbableDeaths
2020/08/09 14:25:47	Alcona	25	1	4	0
2020/08/09 14:25:47	Alger	10	0	1	0
2020/08/09 14:25:47	Allegan	473	6	56	0
2020/08/09 14:25:47	Alpena	114	13	14	0
2020/08/09 14:25:47	Antrim	38	0	3	0
2020/08/09 14:25:47	Arenac	38	3	4	0
2020/08/09 14:25:47	Baraga	5	0		
2020/08/09 14:25:47	Barry	152	2	29	0
2020/08/09 14:25:47	Bay	555	31	73	0
2020/08/09 14:25:47	Benzie	26	1	2	0
2020/08/09 14:25:47	Berrien	1184	65	179	1
2020/08/09 14:25:47	Branch	331	2	34	0
2020/08/09 14:25:47	Calhoun	690	40	99	1
2020/08/09 14:25:47	Cass	300	13	21	1
2020/08/09 14:25:47	Charlevoix	45	2	4	0
2020/08/09 14:25:47	Cheboygan	42	2	7	0
2020/08/09 14:25:47	Chippewa	28	0	12	0
2020/08/09 14:25:47	Clare	67	3	4	0
2020/08/09 14:25:47	Clinton	357	13	66	0
2020/08/09 14:25:47	Crawford	97	5	9	0
2020/08/09 14:25:47	Delta	76	3	20	0
2020/08/09 14:25:47	Dickinson	54	2	1	0
2020/08/09 14:25:47	Eaton	400	8	62	0
2020/08/09 14:25:47	Emmet	54	2	8	0
2020/08/09 14:25:47	Genesee	2943	271	705	25
2020/08/09 14:25:47	Gladwin	55	2	3	0
2020/08/09 14:25:47	Gogebic	112	1	7	0
2020/08/09 14:25:47	Grand Traverse	187	5	22	0
2020/08/09 14:25:47	Gratiot	138	15	18	0
2020/08/09 14:25:47	Hillsdale	247	25	20	0
2020/08/09 14:25:47	Houghton	43	0	7	0
2020/08/09 14:25:47	Huron	131	4	25	0
2020/08/09 14:25:47	Ingham	1504	30	47	0
2020/08/09 14:25:47	Ionia	239	7	34	0
2020/08/09 14:25:47	Iosco	111	11	20	1
2020/08/09 14:25:47	Iron	19	1		
2020/08/09 14:25:47	Isabella	181	9	26	0
2020/08/09 14:25:47	Jackson	689	33	20	1
2020/08/09 14:25:47	Kalamazoo	1510	81	129	2
2020/08/09 14:25:47	Kalkaska	39	4	13	0
2020/08/09 14:25:47	Kent	6843	154	680	3
2020/08/09 14:25:47	Keweenaw	2	0	1	0
2020/08/09 14:25:47	Lake	21	0	1	0
2020/08/09 14:25:47	Lapeer	390	32	76	1
2020/08/09 14:25:47	Leelanau	67	0	5	0
2020/08/09 14:25:47	Lenawee	391	12	39	0
2020/08/09 14:25:47	Livingston	687	27	142	1

2020/08/09 14:25:47	Luce	3	0		
2020/08/09 14:25:47	Mackinac	21	0	6	0
2020/08/09 14:25:47	Macomb	10069	908	364	38
2020/08/09 14:25:47	Manistee	34	0	1	0
2020/08/09 14:25:47	Marquette	145	11	14	0
2020/08/09 14:25:47	Mason	90	0	11	0
2020/08/09 14:25:47	Mecosta	63	2	6	0
2020/08/09 14:25:47	Menominee	119	0	15	0
2020/08/09 14:25:47	Midland	257	10	78	0
2020/08/09 14:25:47	Missaukee	27	1	14	0
2020/08/09 14:25:47	Monroe	863	22	121	2
2020/08/09 14:25:47	Montcalm	172	1	19	0
2020/08/09 14:25:47	Montmorency	7	0	2	1
2020/08/09 14:25:47	Muskegon	1131	59	47	0
2020/08/09 14:25:47	Newaygo	241	0	9	0
2020/08/09 14:25:47	Oakland	12236	1086	3265	43
2020/08/09 14:25:47	Oceana	453	6	22	0
2020/08/09 14:25:47	Ogemaw	40	2	14	0
2020/08/09 14:25:47	Ontonagon	11	0	1	0
2020/08/09 14:25:47	Osceola	64	0	7	0
2020/08/09 14:25:47	Oscoda	18	1	6	0
2020/08/09 14:25:47	Otsego	115	10	20	0
2020/08/09 14:25:47	Ottawa	1723	51	104	5
2020/08/09 14:25:47	Presque Isle	18	1	2	0
2020/08/09 14:25:47	Roscommon	47	0	6	0
2020/08/09 14:25:47	Saginaw	1896	128	114	3
2020/08/09 14:25:47	Sanilac	101	5	5	1
2020/08/09 14:25:47	Schoolcraft	12	0	1	0
2020/08/09 14:25:47	Shiawassee	315	27	26	1
2020/08/09 14:25:47	St Clair	685	52	127	1
2020/08/09 14:25:47	St Joseph	514	8	74	0
2020/08/09 14:25:47	Tuscola	318	29	32	0
2020/08/09 14:25:47	Van Buren	404	8	41	1
2020/08/09 14:25:47	Washtenaw	2220	112	322	1
2020/08/09 14:25:47	Wayne	13552	1200	726	37
2020/08/09 14:25:47	Wexford	59	4	10	0
2020/08/09 14:25:47	MDOC	4407	69	5	0
2020/08/09 14:25:47	FCI	190	5	4	0
2020/08/09 14:25:47	Out-of-State	82	0	2	1
2020/08/09 14:25:47	Unknown	5	0	9	1
2020/08/09 14:25:47	Detroit City	12966	1490	919	97

# PUBLIC USE DATASETS

## Cases by Demographics Statewide

### README

Includes the total number of confirmed and probable cases and confirmed and probable deaths to date by demographic characteristics

Confirmed cases only include individuals who have had a positive diagnostic laboratory test for COVID-19.

Probable cases include individuals who have symptoms consistent with COVID-19 and an epidemiologic link to a confirmed case or a positive serology (antibody) test, but do not have a positive diagnostic laboratory test for COVID-19 and individuals with a positive serology (antibody) test for COVID-19 and an epidemiologic link to a confirmed case.

Confirmed deaths include individuals who meet one or more of the following conditions: 1) Have been identified as a confirmed case and classified as deceased as a result of a case investigation in the Michigan Disease Surveillance System (MDSS). MDSS is the database used by state and local health department to monitor reportable diseases like COVID-19; 2) have been identified as a confirmed case in MDSS had have a death certificate with COVID-19 listed as a cause of death; 3) have been identified as a confirmed case in MDSS and die within 30 days of onset of COVID-19 infection and have a death certificate which classifies their manner death as 'natural'.

Probable deaths include individuals who have COVID indicated as a cause of death on their death certificate but have not had a positive diagnostic laboratory test.

The number of probable cases can change daily based on information obtained through the health department investigation. Probable cases can be re-classified as a confirmed case or determined to not be a case.

Data is suppressed when the number of cases or deaths in a single category is between one and five to protect the confidentiality of individuals.

# **CASES BY DEMOGRAPHICS STATEWIDE 2020-08-09**

CASE_STATUS	AgeCat	RaceCat	SEX	Cases	Deaths
Confirmed	0-9	American Indian/Alaska Native	Female	Suppressed	0
Confirmed	10-19	American Indian/Alaska Native	Female	15	0
Confirmed	20-29	American Indian/Alaska Native	Female	36	0
Confirmed	30-39	American Indian/Alaska Native	Female	29	0
Confirmed	40-49	American Indian/Alaska Native	Female	34	0
Confirmed	50-59	American Indian/Alaska Native	Female	42	0
Confirmed	60-69	American Indian/Alaska Native	Female	17	Suppressed
Confirmed	70-79	American Indian/Alaska Native	Female	14	Suppressed
Confirmed	80+	American Indian/Alaska Native	Female	Suppressed	Suppressed
Confirmed	Unknown	American Indian/Alaska Native	Female	0	0
Confirmed	0-9	Asian/Pacific Islander	Female	15	0
Confirmed	10-19	Asian/Pacific Islander	Female	35	0
Confirmed	20-29	Asian/Pacific Islander	Female	134	0
Confirmed	30-39	Asian/Pacific Islander	Female	182	0
Confirmed	40-49	Asian/Pacific Islander	Female	176	0
Confirmed	50-59	Asian/Pacific Islander	Female	151	Suppressed
Confirmed	60-69	Asian/Pacific Islander	Female	90	Suppressed
Confirmed	70-79	Asian/Pacific Islander	Female	44	10
Confirmed	80+	Asian/Pacific Islander	Female	52	22
Confirmed	Unknown	Asian/Pacific Islander	Female	0	0
Confirmed	0-9	Black/African American	Female	150	Suppressed
Confirmed	10-19	Black/African American	Female	384	Suppressed
Confirmed	20-29	Black/African American	Female	1821	Suppressed
Confirmed	30-39	Black/African American	Female	1877	8
Confirmed	40-49	Black/African American	Female	2015	52
Confirmed	50-59	Black/African American	Female	1969	105
Confirmed	60-69	Black/African American	Female	1809	223
Confirmed	70-79	Black/African American	Female	1253	303
Confirmed	80+	Black/African American	Female	1001	412
Confirmed	Unknown	Black/African American	Female	0	0
Confirmed	0-9	Multiple Races	Female	49	0
Confirmed	10-19	Multiple Races	Female	189	0
Confirmed	20-29	Multiple Races	Female	599	0
Confirmed	30-39	Multiple Races	Female	518	0
Confirmed	40-49	Multiple Races	Female	625	Suppressed
Confirmed	50-59	Multiple Races	Female	653	Suppressed
Confirmed	60-69	Multiple Races	Female	407	Suppressed
Confirmed	70-79	Multiple Races	Female	188	11
Confirmed	80+	Multiple Races	Female	184	19
Confirmed	Unknown	Multiple Races	Female	Suppressed	0
Confirmed	0-9	Other	Female	105	0
Confirmed	10-19	Other	Female	260	0
Confirmed	20-29	Other	Female	589	0
Confirmed	30-39	Other	Female	470	Suppressed
Confirmed	40-49	Other	Female	480	Suppressed
Confirmed	50-59	Other	Female	318	Suppressed
Confirmed	60-69	Other	Female	209	13

Confirmed	70-79	Other	Female	104	14
Confirmed	80+	Other	Female	99	21
Confirmed	Unknown	Other	Female	Suppressed	0
Confirmed	0-9	Unknown	Female	97	0
Confirmed	10-19	Unknown	Female	494	0
Confirmed	20-29	Unknown	Female	1038	0
Confirmed	30-39	Unknown	Female	915	0
Confirmed	40-49	Unknown	Female	1047	Suppressed
Confirmed	50-59	Unknown	Female	1038	Suppressed
Confirmed	60-69	Unknown	Female	792	16
Confirmed	70-79	Unknown	Female	475	25
Confirmed	80+	Unknown	Female	534	47
Confirmed	Unknown	Unknown	Female	8	0
Confirmed	0-9	White	Female	249	0
Confirmed	10-19	White	Female	1315	0
Confirmed	20-29	White	Female	3500	Suppressed
Confirmed	30-39	White	Female	2498	8
Confirmed	40-49	White	Female	2538	22
Confirmed	50-59	White	Female	2885	64
Confirmed	60-69	White	Female	2342	162
Confirmed	70-79	White	Female	1767	360
Confirmed	80+	White	Female	2879	1019
Confirmed	Unknown	White	Female	9	0
Confirmed	0-9	American Indian/Alaska Native	Male	8	0
Confirmed	10-19	American Indian/Alaska Native	Male	Suppressed	0
Confirmed	20-29	American Indian/Alaska Native	Male	22	0
Confirmed	30-39	American Indian/Alaska Native	Male	29	0
Confirmed	40-49	American Indian/Alaska Native	Male	33	0
Confirmed	50-59	American Indian/Alaska Native	Male	34	Suppressed
Confirmed	60-69	American Indian/Alaska Native	Male	25	Suppressed
Confirmed	70-79	American Indian/Alaska Native	Male	15	6
Confirmed	80+	American Indian/Alaska Native	Male	Suppressed	Suppressed
Confirmed	Unknown	American Indian/Alaska Native	Male	0	0
Confirmed	0-9	Asian/Pacific Islander	Male	27	0
Confirmed	10-19	Asian/Pacific Islander	Male	29	0
Confirmed	20-29	Asian/Pacific Islander	Male	150	0
Confirmed	30-39	Asian/Pacific Islander	Male	161	0
Confirmed	40-49	Asian/Pacific Islander	Male	146	Suppressed
Confirmed	50-59	Asian/Pacific Islander	Male	128	Suppressed
Confirmed	60-69	Asian/Pacific Islander	Male	92	11
Confirmed	70-79	Asian/Pacific Islander	Male	40	12
Confirmed	80+	Asian/Pacific Islander	Male	33	16
Confirmed	Unknown	Asian/Pacific Islander	Male	0	0
Confirmed	0-9	Black/African American	Male	134	0
Confirmed	10-19	Black/African American	Male	338	0
Confirmed	20-29	Black/African American	Male	1298	10
Confirmed	30-39	Black/African American	Male	1449	27
Confirmed	40-49	Black/African American	Male	1648	69
Confirmed	50-59	Black/African American	Male	1964	188
Confirmed	60-69	Black/African American	Male	1924	337

Confirmed	70-79	Black/African American	Male	1249	408
Confirmed	80+	Black/African American	Male	587	301
Confirmed	Unknown	Black/African American	Male	Suppressed	0
Confirmed	0-9	Multiple Races	Male	57	0
Confirmed	10-19	Multiple Races	Male	178	0
Confirmed	20-29	Multiple Races	Male	437	0
Confirmed	30-39	Multiple Races	Male	394	Suppressed
Confirmed	40-49	Multiple Races	Male	446	Suppressed
Confirmed	50-59	Multiple Races	Male	468	Suppressed
Confirmed	60-69	Multiple Races	Male	334	21
Confirmed	70-79	Multiple Races	Male	171	13
Confirmed	80+	Multiple Races	Male	74	17
Confirmed	Unknown	Multiple Races	Male	0	0
Confirmed	0-9	Other	Male	117	0
Confirmed	10-19	Other	Male	287	0
Confirmed	20-29	Other	Male	608	Suppressed
Confirmed	30-39	Other	Male	567	Suppressed
Confirmed	40-49	Other	Male	508	Suppressed
Confirmed	50-59	Other	Male	353	8
Confirmed	60-69	Other	Male	219	23
Confirmed	70-79	Other	Male	121	17
Confirmed	80+	Other	Male	50	12
Confirmed	Unknown	Other	Male	Suppressed	0
Confirmed	0-9	Unknown	Male	113	0
Confirmed	10-19	Unknown	Male	521	0
Confirmed	20-29	Unknown	Male	1090	Suppressed
Confirmed	30-39	Unknown	Male	1029	Suppressed
Confirmed	40-49	Unknown	Male	1099	11
Confirmed	50-59	Unknown	Male	1151	10
Confirmed	60-69	Unknown	Male	825	19
Confirmed	70-79	Unknown	Male	416	26
Confirmed	80+	Unknown	Male	255	41
Confirmed	Unknown	Unknown	Male	9	0
Confirmed	0-9	White	Male	305	0
Confirmed	10-19	White	Male	1100	0
Confirmed	20-29	White	Male	2739	Suppressed
Confirmed	30-39	White	Male	2446	12
Confirmed	40-49	White	Male	2410	37
Confirmed	50-59	White	Male	2913	116
Confirmed	60-69	White	Male	2638	274
Confirmed	70-79	White	Male	1787	462
Confirmed	80+	White	Male	1542	726
Confirmed	Unknown	White	Male	7	0
Confirmed	0-9	American Indian/Alaska Native	Unknown	0	0
Confirmed	10-19	American Indian/Alaska Native	Unknown	0	0
Confirmed	20-29	American Indian/Alaska Native	Unknown	0	0
Confirmed	30-39	American Indian/Alaska Native	Unknown	0	0
Confirmed	40-49	American Indian/Alaska Native	Unknown	0	0
Confirmed	50-59	American Indian/Alaska Native	Unknown	0	0
Confirmed	60-69	American Indian/Alaska Native	Unknown	0	0

Confirmed	70-79	American Indian/Alaska Native	Unknown	0	0
Confirmed	80+	American Indian/Alaska Native	Unknown	0	0
Confirmed	Unknown	American Indian/Alaska Native	Unknown	0	0
Confirmed	0-9	Asian/Pacific Islander	Unknown	0	0
Confirmed	10-19	Asian/Pacific Islander	Unknown	0	0
Confirmed	20-29	Asian/Pacific Islander	Unknown	0	0
Confirmed	30-39	Asian/Pacific Islander	Unknown	Suppressed	0
Confirmed	40-49	Asian/Pacific Islander	Unknown	0	0
Confirmed	50-59	Asian/Pacific Islander	Unknown	0	0
Confirmed	60-69	Asian/Pacific Islander	Unknown	0	0
Confirmed	70-79	Asian/Pacific Islander	Unknown	0	0
Confirmed	80+	Asian/Pacific Islander	Unknown	0	0
Confirmed	Unknown	Asian/Pacific Islander	Unknown	0	0
Confirmed	0-9	Black/African American	Unknown	0	0
Confirmed	10-19	Black/African American	Unknown	Suppressed	0
Confirmed	20-29	Black/African American	Unknown	Suppressed	0
Confirmed	30-39	Black/African American	Unknown	Suppressed	0
Confirmed	40-49	Black/African American	Unknown	Suppressed	0
Confirmed	50-59	Black/African American	Unknown	Suppressed	0
Confirmed	60-69	Black/African American	Unknown	Suppressed	0
Confirmed	70-79	Black/African American	Unknown	Suppressed	0
Confirmed	80+	Black/African American	Unknown	Suppressed	0
Confirmed	Unknown	Black/African American	Unknown	Suppressed	0
Confirmed	0-9	Multiple Races	Unknown	0	0
Confirmed	10-19	Multiple Races	Unknown	Suppressed	0
Confirmed	20-29	Multiple Races	Unknown	Suppressed	0
Confirmed	30-39	Multiple Races	Unknown	Suppressed	0
Confirmed	40-49	Multiple Races	Unknown	0	0
Confirmed	50-59	Multiple Races	Unknown	Suppressed	0
Confirmed	60-69	Multiple Races	Unknown	Suppressed	0
Confirmed	70-79	Multiple Races	Unknown	Suppressed	0
Confirmed	80+	Multiple Races	Unknown	Suppressed	0
Confirmed	Unknown	Multiple Races	Unknown	0	0
Confirmed	0-9	Other	Unknown	Suppressed	0
Confirmed	10-19	Other	Unknown	Suppressed	0
Confirmed	20-29	Other	Unknown	0	0
Confirmed	30-39	Other	Unknown	Suppressed	0
Confirmed	40-49	Other	Unknown	Suppressed	0
Confirmed	50-59	Other	Unknown	0	0
Confirmed	60-69	Other	Unknown	0	0
Confirmed	70-79	Other	Unknown	0	0
Confirmed	80+	Other	Unknown	0	0
Confirmed	Unknown	Other	Unknown	0	0
Confirmed	0-9	Unknown	Unknown	7	0
Confirmed	10-19	Unknown	Unknown	9	0
Confirmed	20-29	Unknown	Unknown	21	0
Confirmed	30-39	Unknown	Unknown	20	0
Confirmed	40-49	Unknown	Unknown	30	0
Confirmed	50-59	Unknown	Unknown	23	0
Confirmed	60-69	Unknown	Unknown	11	0

Confirmed	70-79	Unknown	Unknown	6	0
Confirmed	80+	Unknown	Unknown	17	0
Confirmed	Unknown	Unknown	Unknown	Suppressed	0
Confirmed	0-9	White	Unknown	0	0
Confirmed	10-19	White	Unknown	Suppressed	0
Confirmed	20-29	White	Unknown	6	0
Confirmed	30-39	White	Unknown	6	0
Confirmed	40-49	White	Unknown	Suppressed	0
Confirmed	50-59	White	Unknown	Suppressed	0
Confirmed	60-69	White	Unknown	6	0
Confirmed	70-79	White	Unknown	Suppressed	0
Confirmed	80+	White	Unknown	Suppressed	0
Confirmed	Unknown	White	Unknown	0	0
Probable	0-9	American Indian/Alaska Native	Female	Suppressed	0
Probable	10-19	American Indian/Alaska Native	Female	0	0
Probable	20-29	American Indian/Alaska Native	Female	Suppressed	0
Probable	30-39	American Indian/Alaska Native	Female	Suppressed	0
Probable	40-49	American Indian/Alaska Native	Female	Suppressed	0
Probable	50-59	American Indian/Alaska Native	Female	Suppressed	0
Probable	60-69	American Indian/Alaska Native	Female	Suppressed	0
Probable	70-79	American Indian/Alaska Native	Female	Suppressed	0
Probable	80+	American Indian/Alaska Native	Female	0	0
Probable	Unknown	American Indian/Alaska Native	Female	0	0
Probable	0-9	Asian/Pacific Islander	Female	9	0
Probable	10-19	Asian/Pacific Islander	Female	8	0
Probable	20-29	Asian/Pacific Islander	Female	20	0
Probable	30-39	Asian/Pacific Islander	Female	18	0
Probable	40-49	Asian/Pacific Islander	Female	6	0
Probable	50-59	Asian/Pacific Islander	Female	11	0
Probable	60-69	Asian/Pacific Islander	Female	Suppressed	0
Probable	70-79	Asian/Pacific Islander	Female	Suppressed	0
Probable	80+	Asian/Pacific Islander	Female	0	0
Probable	Unknown	Asian/Pacific Islander	Female	Suppressed	0
Probable	0-9	Black/African American	Female	20	0
Probable	10-19	Black/African American	Female	38	0
Probable	20-29	Black/African American	Female	107	0
Probable	30-39	Black/African American	Female	90	0
Probable	40-49	Black/African American	Female	116	Suppressed
Probable	50-59	Black/African American	Female	122	6
Probable	60-69	Black/African American	Female	107	11
Probable	70-79	Black/African American	Female	43	9
Probable	80+	Black/African American	Female	29	20
Probable	Unknown	Black/African American	Female	Suppressed	0
Probable	0-9	Multiple Races	Female	10	0
Probable	10-19	Multiple Races	Female	14	0
Probable	20-29	Multiple Races	Female	39	0
Probable	30-39	Multiple Races	Female	19	0
Probable	40-49	Multiple Races	Female	46	0
Probable	50-59	Multiple Races	Female	51	0
Probable	60-69	Multiple Races	Female	34	0

Probable	70-79	Multiple Races	Female	9	0
Probable	80+	Multiple Races	Female	Suppressed	Suppressed
Probable	Unknown	Multiple Races	Female	Suppressed	0
Probable	0-9	Other	Female	18	0
Probable	10-19	Other	Female	29	0
Probable	20-29	Other	Female	30	0
Probable	30-39	Other	Female	36	0
Probable	40-49	Other	Female	28	0
Probable	50-59	Other	Female	21	Suppressed
Probable	60-69	Other	Female	14	Suppressed
Probable	70-79	Other	Female	8	0
Probable	80+	Other	Female	Suppressed	0
Probable	Unknown	Other	Female	Suppressed	0
Probable	0-9	Unknown	Female	33	0
Probable	10-19	Unknown	Female	108	0
Probable	20-29	Unknown	Female	304	0
Probable	30-39	Unknown	Female	271	0
Probable	40-49	Unknown	Female	356	0
Probable	50-59	Unknown	Female	394	0
Probable	60-69	Unknown	Female	320	Suppressed
Probable	70-79	Unknown	Female	134	0
Probable	80+	Unknown	Female	68	Suppressed
Probable	Unknown	Unknown	Female	23	0
Probable	0-9	White	Female	104	0
Probable	10-19	White	Female	169	0
Probable	20-29	White	Female	307	0
Probable	30-39	White	Female	260	0
Probable	40-49	White	Female	293	Suppressed
Probable	50-59	White	Female	350	Suppressed
Probable	60-69	White	Female	229	15
Probable	70-79	White	Female	123	16
Probable	80+	White	Female	93	43
Probable	Unknown	White	Female	25	0
Probable	0-9	American Indian/Alaska Native	Male	0	0
Probable	10-19	American Indian/Alaska Native	Male	0	0
Probable	20-29	American Indian/Alaska Native	Male	Suppressed	0
Probable	30-39	American Indian/Alaska Native	Male	0	0
Probable	40-49	American Indian/Alaska Native	Male	Suppressed	0
Probable	50-59	American Indian/Alaska Native	Male	Suppressed	0
Probable	60-69	American Indian/Alaska Native	Male	Suppressed	0
Probable	70-79	American Indian/Alaska Native	Male	0	0
Probable	80+	American Indian/Alaska Native	Male	Suppressed	Suppressed
Probable	Unknown	American Indian/Alaska Native	Male	0	0
Probable	0-9	Asian/Pacific Islander	Male	11	0
Probable	10-19	Asian/Pacific Islander	Male	Suppressed	0
Probable	20-29	Asian/Pacific Islander	Male	15	0
Probable	30-39	Asian/Pacific Islander	Male	17	0
Probable	40-49	Asian/Pacific Islander	Male	Suppressed	0
Probable	50-59	Asian/Pacific Islander	Male	7	0
Probable	60-69	Asian/Pacific Islander	Male	Suppressed	0

Probable	70-79	Asian/Pacific Islander	Male	Suppressed	0
Probable	80+	Asian/Pacific Islander	Male	0	0
Probable	Unknown	Asian/Pacific Islander	Male	0	0
Probable	0-9	Black/African American	Male	30	0
Probable	10-19	Black/African American	Male	25	0
Probable	20-29	Black/African American	Male	55	0
Probable	30-39	Black/African American	Male	49	0
Probable	40-49	Black/African American	Male	53	7
Probable	50-59	Black/African American	Male	82	6
Probable	60-69	Black/African American	Male	79	16
Probable	70-79	Black/African American	Male	41	21
Probable	80+	Black/African American	Male	17	13
Probable	Unknown	Black/African American	Male	Suppressed	0
Probable	0-9	Multiple Races	Male	10	0
Probable	10-19	Multiple Races	Male	18	0
Probable	20-29	Multiple Races	Male	23	0
Probable	30-39	Multiple Races	Male	29	0
Probable	40-49	Multiple Races	Male	38	0
Probable	50-59	Multiple Races	Male	30	0
Probable	60-69	Multiple Races	Male	18	0
Probable	70-79	Multiple Races	Male	10	0
Probable	80+	Multiple Races	Male	Suppressed	Suppressed
Probable	Unknown	Multiple Races	Male	Suppressed	0
Probable	0-9	Other	Male	17	0
Probable	10-19	Other	Male	27	0
Probable	20-29	Other	Male	38	0
Probable	30-39	Other	Male	26	0
Probable	40-49	Other	Male	19	0
Probable	50-59	Other	Male	15	0
Probable	60-69	Other	Male	13	Suppressed
Probable	70-79	Other	Male	7	Suppressed
Probable	80+	Other	Male	Suppressed	0
Probable	Unknown	Other	Male	Suppressed	0
Probable	0-9	Unknown	Male	34	0
Probable	10-19	Unknown	Male	112	0
Probable	20-29	Unknown	Male	215	Suppressed
Probable	30-39	Unknown	Male	245	Suppressed
Probable	40-49	Unknown	Male	251	Suppressed
Probable	50-59	Unknown	Male	282	0
Probable	60-69	Unknown	Male	220	Suppressed
Probable	70-79	Unknown	Male	91	Suppressed
Probable	80+	Unknown	Male	39	Suppressed
Probable	Unknown	Unknown	Male	21	0
Probable	0-9	White	Male	115	0
Probable	10-19	White	Male	175	0
Probable	20-29	White	Male	243	Suppressed
Probable	30-39	White	Male	196	Suppressed
Probable	40-49	White	Male	202	Suppressed
Probable	50-59	White	Male	258	Suppressed
Probable	60-69	White	Male	192	13

Probable	70-79	White	Male	78	10
Probable	80+	White	Male	57	25
Probable	Unknown	White	Male	11	0
Probable	0-9	American Indian/Alaska Native	Unknown	0	0
Probable	10-19	American Indian/Alaska Native	Unknown	0	0
Probable	20-29	American Indian/Alaska Native	Unknown	Suppressed	0
Probable	30-39	American Indian/Alaska Native	Unknown	0	0
Probable	40-49	American Indian/Alaska Native	Unknown	0	0
Probable	50-59	American Indian/Alaska Native	Unknown	0	0
Probable	60-69	American Indian/Alaska Native	Unknown	0	0
Probable	70-79	American Indian/Alaska Native	Unknown	0	0
Probable	80+	American Indian/Alaska Native	Unknown	0	0
Probable	Unknown	American Indian/Alaska Native	Unknown	0	0
Probable	0-9	Asian/Pacific Islander	Unknown	0	0
Probable	10-19	Asian/Pacific Islander	Unknown	0	0
Probable	20-29	Asian/Pacific Islander	Unknown	0	0
Probable	30-39	Asian/Pacific Islander	Unknown	0	0
Probable	40-49	Asian/Pacific Islander	Unknown	0	0
Probable	50-59	Asian/Pacific Islander	Unknown	0	0
Probable	60-69	Asian/Pacific Islander	Unknown	0	0
Probable	70-79	Asian/Pacific Islander	Unknown	0	0
Probable	80+	Asian/Pacific Islander	Unknown	0	0
Probable	Unknown	Asian/Pacific Islander	Unknown	0	0
Probable	0-9	Black/African American	Unknown	0	0
Probable	10-19	Black/African American	Unknown	0	0
Probable	20-29	Black/African American	Unknown	0	0
Probable	30-39	Black/African American	Unknown	0	0
Probable	40-49	Black/African American	Unknown	0	0
Probable	50-59	Black/African American	Unknown	0	0
Probable	60-69	Black/African American	Unknown	Suppressed	0
Probable	70-79	Black/African American	Unknown	0	0
Probable	80+	Black/African American	Unknown	0	0
Probable	Unknown	Black/African American	Unknown	Suppressed	0
Probable	0-9	Multiple Races	Unknown	0	0
Probable	10-19	Multiple Races	Unknown	0	0
Probable	20-29	Multiple Races	Unknown	Suppressed	0
Probable	30-39	Multiple Races	Unknown	Suppressed	0
Probable	40-49	Multiple Races	Unknown	Suppressed	0
Probable	50-59	Multiple Races	Unknown	Suppressed	0
Probable	60-69	Multiple Races	Unknown	Suppressed	0
Probable	70-79	Multiple Races	Unknown	0	0
Probable	80+	Multiple Races	Unknown	0	0
Probable	Unknown	Multiple Races	Unknown	0	0
Probable	0-9	Other	Unknown	0	0
Probable	10-19	Other	Unknown	0	0
Probable	20-29	Other	Unknown	0	0
Probable	30-39	Other	Unknown	0	0
Probable	40-49	Other	Unknown	0	0
Probable	50-59	Other	Unknown	0	0
Probable	60-69	Other	Unknown	0	0

Probable	70-79	Other	Unknown	0	0
Probable	80+	Other	Unknown	0	0
Probable	Unknown	Other	Unknown	0	0
Probable	0-9	Unknown	Unknown	Suppressed	0
Probable	10-19	Unknown	Unknown	Suppressed	0
Probable	20-29	Unknown	Unknown	6	0
Probable	30-39	Unknown	Unknown	8	0
Probable	40-49	Unknown	Unknown	6	0
Probable	50-59	Unknown	Unknown	7	0
Probable	60-69	Unknown	Unknown	9	0
Probable	70-79	Unknown	Unknown	Suppressed	0
Probable	80+	Unknown	Unknown	Suppressed	0
Probable	Unknown	Unknown	Unknown	211	0
Probable	0-9	White	Unknown	Suppressed	0
Probable	10-19	White	Unknown	0	0
Probable	20-29	White	Unknown	Suppressed	0
Probable	30-39	White	Unknown	Suppressed	0
Probable	40-49	White	Unknown	Suppressed	0
Probable	50-59	White	Unknown	Suppressed	0
Probable	60-69	White	Unknown	0	0
Probable	70-79	White	Unknown	0	0
Probable	80+	White	Unknown	0	0
Probable	Unknown	White	Unknown	Suppressed	0

# PUBLIC USE DATASETS

## COVID-19 Tests by County

### README

Data includes tests by type (diagnostic, serology or total combined) by county.

Diagnostic tests are used to find current infection and look for genes or proteins from the severe acute respiratory syndrome coronavirus 2 (SARS-CoV-2), the virus that causes COVID-19. These tests, which are performed as nasal swabs, include: Nucleic acid amplification test/real-time polymerase chain reaction (NAAT/RT-PCR) test and rapid virus antigen detection point of care (POC) tests.

Serology tests are used to look for the possibility of previous infection. Serology tests look for antibodies to SARS-CoV-2 in the blood. There are currently two types of serology tests: the enzyme-linked immunosorbent assay (ELISA) test and the rapid antibody detection POC test. Serology tests do not diagnose disease and do not guarantee immunity, but might provide information about previous infection.

Correctional includes state and federal prisons and county and city detection facilities.

Testing data represents total tests performed, not individuals tested. A single individual may have more than one test completed.

# COVID-19 TESTS BY COUNTY 2020-08-09

Updated	COUNTY	TestType	Count	RatePerMillion
2020/08/09 14:25:50	Alcona	Diagnostic	1241	119270
2020/08/09 14:25:50	Alcona	Serology	38	3652
2020/08/09 14:25:50	Alcona	Total	1279	122922
2020/08/09 14:25:50	Alger	Diagnostic	640	70268
2020/08/09 14:25:50	Alger	Serology	58	6368
2020/08/09 14:25:50	Alger	Total	698	76636
2020/08/09 14:25:50	Allegan	Serology	624	5285
2020/08/09 14:25:50	Allegan	Diagnostic	19076	161550
2020/08/09 14:25:50	Allegan	Total	19700	166835
2020/08/09 14:25:50	Alpena	Serology	112	3943
2020/08/09 14:25:50	Alpena	Diagnostic	1656	58300
2020/08/09 14:25:50	Alpena	Total	1768	62243
2020/08/09 14:25:50	Antrim	Diagnostic	2776	119019
2020/08/09 14:25:50	Antrim	Serology	69	2958
2020/08/09 14:25:50	Antrim	Total	2845	121977
2020/08/09 14:25:50	Arenac	Diagnostic	2381	159981
2020/08/09 14:25:50	Arenac	Serology	105	7055
2020/08/09 14:25:50	Arenac	Total	2486	167036
2020/08/09 14:25:50	Baraga	Diagnostic	1280	155926
2020/08/09 14:25:50	Baraga	Serology	20	2436
2020/08/09 14:25:50	Baraga	Total	1300	158363
2020/08/09 14:25:50	Barry	Diagnostic	9390	152559
2020/08/09 14:25:50	Barry	Serology	458	7441
2020/08/09 14:25:50	Barry	Total	9848	160000
2020/08/09 14:25:50	Bay	Diagnostic	19042	184648
2020/08/09 14:25:50	Bay	Serology	1079	10463
2020/08/09 14:25:50	Bay	Total	20121	195111
2020/08/09 14:25:50	Benzie	Diagnostic	2178	122594
2020/08/09 14:25:50	Benzie	Serology	42	2364
2020/08/09 14:25:50	Benzie	Total	2220	124958
2020/08/09 14:25:50	Berrien	Diagnostic	39932	260311
2020/08/09 14:25:50	Berrien	Serology	1551	10111
2020/08/09 14:25:50	Berrien	Total	41483	270422
2020/08/09 14:25:50	Branch	Serology	128	2941
2020/08/09 14:25:50	Branch	Diagnostic	4658	107039
2020/08/09 14:25:50	Branch	Total	4786	109980
2020/08/09 14:25:50	Calhoun	Diagnostic	27301	203497
2020/08/09 14:25:50	Calhoun	Serology	593	4420
2020/08/09 14:25:50	Calhoun	Total	27894	207917
2020/08/09 14:25:50	Cass	Diagnostic	5951	114913
2020/08/09 14:25:50	Cass	Serology	187	3611
2020/08/09 14:25:50	Cass	Total	6138	118524
2020/08/09 14:25:50	Charlevoix	Diagnostic	3592	137398
2020/08/09 14:25:50	Charlevoix	Serology	300	11475
2020/08/09 14:25:50	Charlevoix	Total	3892	148874
2020/08/09 14:25:50	Cheboygan	Serology	161	6370
2020/08/09 14:25:50	Cheboygan	Diagnostic	2001	79166

2020/08/09 14:25:50	Cheboygan	Total	2162	85536
2020/08/09 14:25:50	Chippewa	Diagnostic	3304	88463
2020/08/09 14:25:50	Chippewa	Serology	78	2088
2020/08/09 14:25:50	Chippewa	Total	3382	90551
2020/08/09 14:25:50	Clare	Diagnostic	3086	99709
2020/08/09 14:25:50	Clare	Serology	192	6204
2020/08/09 14:25:50	Clare	Total	3278	105913
2020/08/09 14:25:50	Clinton	Serology	2213	27803
2020/08/09 14:25:50	Clinton	Diagnostic	11356	142672
2020/08/09 14:25:50	Clinton	Total	13569	170476
2020/08/09 14:25:50	Correctional	Diagnostic	60857	
2020/08/09 14:25:50	Correctional	Serology	8598	
2020/08/09 14:25:50	Correctional	Total	69455	
2020/08/09 14:25:50	Crawford	Serology	47	3350
2020/08/09 14:25:50	Crawford	Diagnostic	1591	113408
2020/08/09 14:25:50	Crawford	Total	1638	116758
2020/08/09 14:25:50	Delta	Diagnostic	5360	149788
2020/08/09 14:25:50	Delta	Serology	202	5645
2020/08/09 14:25:50	Delta	Total	5562	155433
2020/08/09 14:25:50	Detroit City	Diagnostic	182174	280352
2020/08/09 14:25:50	Detroit City	Serology	11244	17304
2020/08/09 14:25:50	Detroit City	Total	193418	297656
2020/08/09 14:25:50	Dickinson	Diagnostic	2371	93942
2020/08/09 14:25:50	Dickinson	Serology	63	2496
2020/08/09 14:25:50	Dickinson	Total	2434	96438
2020/08/09 14:25:50	Eaton	Diagnostic	23998	217633
2020/08/09 14:25:50	Eaton	Serology	3366	30526
2020/08/09 14:25:50	Eaton	Total	27364	248159
2020/08/09 14:25:50	Emmet	Diagnostic	4187	125303
2020/08/09 14:25:50	Emmet	Serology	707	21158
2020/08/09 14:25:50	Emmet	Total	4894	146461
2020/08/09 14:25:50	Genesee	Diagnostic	57531	141767
2020/08/09 14:25:50	Genesee	Serology	9029	22249
2020/08/09 14:25:50	Genesee	Total	66560	164016
2020/08/09 14:25:50	Gladwin	Serology	114	4480
2020/08/09 14:25:50	Gladwin	Diagnostic	3326	130693
2020/08/09 14:25:50	Gladwin	Total	3440	135172
2020/08/09 14:25:50	Gogebic	Diagnostic	3615	258676
2020/08/09 14:25:50	Gogebic	Serology	31	2218
2020/08/09 14:25:50	Gogebic	Total	3646	260894
2020/08/09 14:25:50	Grand Traverse	Diagnostic	13533	145379
2020/08/09 14:25:50	Grand Traverse	Serology	362	3889
2020/08/09 14:25:50	Grand Traverse	Total	13895	149267
2020/08/09 14:25:50	Gratiot	Diagnostic	7888	193756
2020/08/09 14:25:50	Gratiot	Serology	314	7713
2020/08/09 14:25:50	Gratiot	Total	8202	201469
2020/08/09 14:25:50	Hillsdale	Diagnostic	6358	139415
2020/08/09 14:25:50	Hillsdale	Serology	195	4276
2020/08/09 14:25:50	Hillsdale	Total	6553	143690
2020/08/09 14:25:50	Houghton	Diagnostic	4603	128993

2020/08/09 14:25:50	Houghton	Serology	70	1962
2020/08/09 14:25:50	Houghton	Total	4673	130955
2020/08/09 14:25:50	Huron	Diagnostic	5385	173816
2020/08/09 14:25:50	Huron	Serology	216	6972
2020/08/09 14:25:50	Huron	Total	5601	180788
2020/08/09 14:25:50	Ingham	Diagnostic	66595	227748
2020/08/09 14:25:50	Ingham	Serology	11091	37930
2020/08/09 14:25:50	Ingham	Total	77686	265679
2020/08/09 14:25:50	Ionia	Diagnostic	11573	178880
2020/08/09 14:25:50	Ionia	Serology	864	13355
2020/08/09 14:25:50	Ionia	Total	12437	192235
2020/08/09 14:25:50	Iosco	Diagnostic	4318	171847
2020/08/09 14:25:50	Iosco	Serology	112	4457
2020/08/09 14:25:50	Iosco	Total	4430	176304
2020/08/09 14:25:50	Iron	Diagnostic	1984	179288
2020/08/09 14:25:50	Iron	Serology	16	1446
2020/08/09 14:25:50	Iron	Total	2000	180734
2020/08/09 14:25:50	Isabella	Diagnostic	6755	96677
2020/08/09 14:25:50	Isabella	Serology	399	5710
2020/08/09 14:25:50	Isabella	Total	7154	102387
2020/08/09 14:25:50	Jackson	Diagnostic	35021	220939
2020/08/09 14:25:50	Jackson	Serology	1175	7413
2020/08/09 14:25:50	Jackson	Total	36196	228352
2020/08/09 14:25:50	Kalamazoo	Serology	2021	7625
2020/08/09 14:25:50	Kalamazoo	Diagnostic	45682	172342
2020/08/09 14:25:50	Kalamazoo	Total	47703	179966
2020/08/09 14:25:50	Kalkaska	Diagnostic	2968	164542
2020/08/09 14:25:50	Kalkaska	Serology	26	1441
2020/08/09 14:25:50	Kalkaska	Total	2994	165983
2020/08/09 14:25:50	Kent	Diagnostic	147834	225029
2020/08/09 14:25:50	Kent	Serology	10531	16030
2020/08/09 14:25:50	Kent	Total	158365	241059
2020/08/09 14:25:50	Keweenaw	Diagnostic	297	140359
2020/08/09 14:25:50	Keweenaw	Serology	9	4253
2020/08/09 14:25:50	Keweenaw	Total	306	144612
2020/08/09 14:25:50	Lake	Serology	81	6834
2020/08/09 14:25:50	Lake	Diagnostic	2254	190163
2020/08/09 14:25:50	Lake	Total	2335	196997
2020/08/09 14:25:50	Lapeer	Serology	1349	15398
2020/08/09 14:25:50	Lapeer	Diagnostic	9612	109717
2020/08/09 14:25:50	Lapeer	Total	10961	125116
2020/08/09 14:25:50	Leelanau	Diagnostic	2167	99582
2020/08/09 14:25:50	Leelanau	Serology	76	3492
2020/08/09 14:25:50	Leelanau	Total	2243	103074
2020/08/09 14:25:50	Lenawee	Serology	618	6277
2020/08/09 14:25:50	Lenawee	Diagnostic	12748	129486
2020/08/09 14:25:50	Lenawee	Total	13366	135763
2020/08/09 14:25:50	Livingston	Diagnostic	31706	165140
2020/08/09 14:25:50	Livingston	Serology	3721	19381
2020/08/09 14:25:50	Livingston	Total	35427	184520

2020/08/09 14:25:50	Luce	Diagnostic	399	64055
2020/08/09 14:25:50	Luce	Serology	14	2248
2020/08/09 14:25:50	Luce	Total	413	66303
2020/08/09 14:25:50	Mackinac	Diagnostic	1043	96583
2020/08/09 14:25:50	Mackinac	Serology	38	3519
2020/08/09 14:25:50	Mackinac	Total	1081	100102
2020/08/09 14:25:50	Macomb	Diagnostic	143926	164680
2020/08/09 14:25:50	Macomb	Serology	23614	27019
2020/08/09 14:25:50	Macomb	Total	167540	191700
2020/08/09 14:25:50	Manistee	Diagnostic	2515	102411
2020/08/09 14:25:50	Manistee	Serology	106	4316
2020/08/09 14:25:50	Manistee	Total	2621	106727
2020/08/09 14:25:50	Marquette	Serology	693	10390
2020/08/09 14:25:50	Marquette	Diagnostic	15889	238219
2020/08/09 14:25:50	Marquette	Total	16582	248609
2020/08/09 14:25:50	Mason	Serology	210	7206
2020/08/09 14:25:50	Mason	Diagnostic	6105	209477
2020/08/09 14:25:50	Mason	Total	6315	216683
2020/08/09 14:25:50	Mecosta	Diagnostic	6651	153062
2020/08/09 14:25:50	Mecosta	Serology	249	5730
2020/08/09 14:25:50	Mecosta	Total	6900	158792
2020/08/09 14:25:50	Menominee	Diagnostic	1870	82090
2020/08/09 14:25:50	Menominee	Serology	36	1580
2020/08/09 14:25:50	Menominee	Total	1906	83670
2020/08/09 14:25:50	Midland	Serology	691	8310
2020/08/09 14:25:50	Midland	Diagnostic	8858	106523
2020/08/09 14:25:50	Midland	Total	9549	114832
2020/08/09 14:25:50	Missaukee	Diagnostic	1808	119593
2020/08/09 14:25:50	Missaukee	Serology	61	4035
2020/08/09 14:25:50	Missaukee	Total	1869	123627
2020/08/09 14:25:50	Monroe	Serology	2188	14538
2020/08/09 14:25:50	Monroe	Diagnostic	19341	128512
2020/08/09 14:25:50	Monroe	Total	21529	143050
2020/08/09 14:25:50	Montcalm	Diagnostic	11899	186248
2020/08/09 14:25:50	Montcalm	Serology	657	10284
2020/08/09 14:25:50	Montcalm	Total	12556	196531
2020/08/09 14:25:50	Montmorency	Diagnostic	826	88551
2020/08/09 14:25:50	Montmorency	Serology	72	7719
2020/08/09 14:25:50	Montmorency	Total	898	96269
2020/08/09 14:25:50	Muskegon	Serology	890	5128
2020/08/09 14:25:50	Muskegon	Diagnostic	40981	236112
2020/08/09 14:25:50	Muskegon	Total	41871	241240
2020/08/09 14:25:50	Newaygo	Serology	395	8065
2020/08/09 14:25:50	Newaygo	Diagnostic	8839	180461
2020/08/09 14:25:50	Newaygo	Total	9234	188526
2020/08/09 14:25:50	Oakland	Diagnostic	215868	171653
2020/08/09 14:25:50	Oakland	Serology	51634	41058
2020/08/09 14:25:50	Oakland	Total	267502	212711
2020/08/09 14:25:50	Oceana	Diagnostic	7436	280954
2020/08/09 14:25:50	Oceana	Serology	198	7481

2020/08/09 14:25:50	Oceana	Total	7634	288435
2020/08/09 14:25:50	Ogemaw	Diagnostic	2299	109492
2020/08/09 14:25:50	Ogemaw	Serology	75	3572
2020/08/09 14:25:50	Ogemaw	Total	2374	113064
2020/08/09 14:25:50	Ontonagon	Diagnostic	1277	223252
2020/08/09 14:25:50	Ontonagon	Serology	11	1923
2020/08/09 14:25:50	Ontonagon	Total	1288	225175
2020/08/09 14:25:50	Osceola	Diagnostic	4954	211168
2020/08/09 14:25:50	Osceola	Serology	121	5158
2020/08/09 14:25:50	Osceola	Total	5075	216326
2020/08/09 14:25:50	Oscoda	Diagnostic	781	94770
2020/08/09 14:25:50	Oscoda	Serology	14	1699
2020/08/09 14:25:50	Oscoda	Total	795	96469
2020/08/09 14:25:50	Otsego	Diagnostic	2222	90076
2020/08/09 14:25:50	Otsego	Serology	219	8878
2020/08/09 14:25:50	Otsego	Total	2441	98954
2020/08/09 14:25:50	Ottawa	Serology	3078	10547
2020/08/09 14:25:50	Ottawa	Diagnostic	58892	201802
2020/08/09 14:25:50	Ottawa	Total	61970	212350
2020/08/09 14:25:50	Presque Isle	Serology	101	8021
2020/08/09 14:25:50	Presque Isle	Diagnostic	990	78621
2020/08/09 14:25:50	Presque Isle	Total	1091	86642
2020/08/09 14:25:50	Roscommon	Diagnostic	2977	123944
2020/08/09 14:25:50	Roscommon	Serology	230	9576
2020/08/09 14:25:50	Roscommon	Total	3207	133519
2020/08/09 14:25:50	Saginaw	Diagnostic	44021	231034
2020/08/09 14:25:50	Saginaw	Serology	1038	5448
2020/08/09 14:25:50	Saginaw	Total	45059	236482
2020/08/09 14:25:50	Sanilac	Serology	390	9473
2020/08/09 14:25:50	Sanilac	Diagnostic	6607	160481
2020/08/09 14:25:50	Sanilac	Total	6997	169954
2020/08/09 14:25:50	Schoolcraft	Diagnostic	642	79318
2020/08/09 14:25:50	Schoolcraft	Serology	30	3706
2020/08/09 14:25:50	Schoolcraft	Total	672	83024
2020/08/09 14:25:50	Shiawassee	Serology	1210	17762
2020/08/09 14:25:50	Shiawassee	Diagnostic	9301	136534
2020/08/09 14:25:50	Shiawassee	Total	10511	154297
2020/08/09 14:25:50	St Clair	Serology	3449	21674
2020/08/09 14:25:50	St Clair	Diagnostic	20040	125936
2020/08/09 14:25:50	St Clair	Total	23489	147611
2020/08/09 14:25:50	St Joseph	Serology	462	7578
2020/08/09 14:25:50	St Joseph	Diagnostic	10316	169215
2020/08/09 14:25:50	St Joseph	Total	10778	176793
2020/08/09 14:25:50	Tuscola	Diagnostic	11417	218528
2020/08/09 14:25:50	Tuscola	Serology	442	8460
2020/08/09 14:25:50	Tuscola	Total	11859	226988
2020/08/09 14:25:50	Unknown	Serology	18935	
2020/08/09 14:25:50	Unknown	Diagnostic	193733	
2020/08/09 14:25:50	Unknown	Total	212668	
2020/08/09 14:25:50	Van Buren	Diagnostic	15448	204131

2020/08/09 14:25:50	Van Buren	Serology	428	5656
2020/08/09 14:25:50	Van Buren	Total	15876	209786
2020/08/09 14:25:50	Washtenaw	Serology	7951	21629
2020/08/09 14:25:50	Washtenaw	Diagnostic	79185	215410
2020/08/09 14:25:50	Washtenaw	Total	87136	237040
2020/08/09 14:25:50	Wayne	Diagnostic	237993	215610
2020/08/09 14:25:50	Wayne	Serology	33829	30647
2020/08/09 14:25:50	Wayne	Total	271822	246258
2020/08/09 14:25:50	Wexford	Diagnostic	4867	144718
2020/08/09 14:25:50	Wexford	Serology	105	3122
2020/08/09 14:25:50	Wexford	Total	4972	147840

# PUBLIC USE DATASETS

## Diagnostic Tests by Result and County

### README

Data include diagnostic tests for COVID-19 by date and county.

Diagnostic tests are used to find current infection and look for genes or proteins from the severe acute respiratory syndrome coronavirus 2 (SARS-CoV-2), the virus that causes COVID-19. These tests, which are performed as nasal swabs, include: Nucleic acid amplification test/real-time polymerase chain reaction (NAAT/RT-PCR) test and rapid virus antigen detection point of care (POC) tests.

Correctional includes state and federal prisons and county and city detection facilities.

Testing data represents total tests performed, not individuals tested. A single individual may have more than one test completed.

The total number of positive tests may exceed the number of confirmed cases due to 1) a single individual may have more than one test performed; 2) MDHHS may receive data on positive tests in advance of a local health department classifying an individual as a confirmed or probable case, and 3) although efforts have been made to deduplicate testing data, some duplication may occur.

# DIAGNOSTIC TESTS BY RESULT AND COUNTY 2020-08-09

MessageDate	COUNTY	Negative	Positive	Total
8/8/2020	Alcona	17	0	17
8/8/2020	Alger	6	1	7
8/8/2020	Allegan	314	10	324
8/8/2020	Alpena	11	0	11
8/8/2020	Antrim	35	0	35
8/8/2020	Arenac	18	0	18
8/8/2020	Baraga	10	0	10
8/8/2020	Barry	177	2	179
8/8/2020	Bay	183	13	196
8/8/2020	Benzie	43	1	44
8/8/2020	Berrien	439	22	461
8/8/2020	Branch	20	2	22
8/8/2020	Calhoun	323	1	324
8/8/2020	Cass	65	2	67
8/8/2020	Charlevoix	57	2	59
8/8/2020	Cheboygan	52	2	54
8/8/2020	Chippewa	30	0	30
8/8/2020	Clare	12	2	14
8/8/2020	Clinton	129	0	129
8/8/2020	Correctional	125	2	127
8/8/2020	Crawford	34	0	34
8/8/2020	Delta	120	4	124
8/8/2020	Detroit City	1283	31	1314
8/8/2020	Dickinson	124	0	124
8/8/2020	Eaton	267	9	276
8/8/2020	Emmet	120	0	120
8/8/2020	Genesee	802	13	815
8/8/2020	Gladwin	14	0	14
8/8/2020	Gogebic	99	4	103
8/8/2020	Grand Traverse	119	2	121
8/8/2020	Gratiot	88	2	90
8/8/2020	Hillsdale	49	10	59
8/8/2020	Houghton	246	1	247
8/8/2020	Huron	97	2	99
8/8/2020	Ingham	840	18	858
8/8/2020	Ionia	157	1	158
8/8/2020	Iosco	23	0	23
8/8/2020	Iron	19	0	19
8/8/2020	Isabella	55	0	55
8/8/2020	Jackson	399	2	401
8/8/2020	Kalamazoo	769	25	794
8/8/2020	Kalkaska	115	0	115
8/8/2020	Kent	1991	55	2046
8/8/2020	Keweenaw	7	0	7
8/8/2020	Lake	23	2	25
8/8/2020	Lapeer	176	6	182
8/8/2020	Leelanau	28	0	28

8/8/2020	Lenawee	272	7	279
8/8/2020	Livingston	422	5	427
8/8/2020	Luce	7	0	7
8/8/2020	Mackinac	31	0	31
8/8/2020	Macomb	1319	120	1439
8/8/2020	Manistee	38	0	38
8/8/2020	Marquette	432	1	433
8/8/2020	Mason	65	0	65
8/8/2020	Mecosta	103	2	105
8/8/2020	Menominee	74	0	74
8/8/2020	Midland	79	2	81
8/8/2020	Missaukee	15	0	15
8/8/2020	Monroe	257	19	276
8/8/2020	Montcalm	196	2	198
8/8/2020	Montmorency	9	0	9
8/8/2020	Muskegon	336	11	347
8/8/2020	Newaygo	89	0	89
8/8/2020	Oakland	2962	147	3109
8/8/2020	Oceana	63	0	63
8/8/2020	Ogemaw	14	0	14
8/8/2020	Ontonagon	21	3	24
8/8/2020	Osceola	63	0	63
8/8/2020	Oscoda	5	0	5
8/8/2020	Otsego	19	0	19
8/8/2020	Ottawa	646	25	671
8/8/2020	Presque Isle	16	0	16
8/8/2020	Roscommon	48	1	49
8/8/2020	Saginaw	505	24	529
8/8/2020	Sanilac	131	1	132
8/8/2020	Schoolcraft	21	0	21
8/8/2020	Shiawassee	249	2	251
8/8/2020	St Clair	150	2	152
8/8/2020	St Joseph	86	3	89
8/8/2020	Tuscola	128	7	135
8/8/2020	Unknown	2396	55	2451
8/8/2020	Van Buren	227	8	235
8/8/2020	Washtenaw	1236	18	1254
8/8/2020	Wayne	2760	105	2865
8/8/2020	Wexford	52	0	52