



Western Michigan University
ScholarWorks at WMU

Cumulative Michigan COVID-19 Data

Michigan COVID-19 State Data

8-10-2020

2020-08-10_MichiganOverview_COVIDstats

Michigan Department of Health & Human Services

Follow this and additional works at: <https://scholarworks.wmich.edu/michigan-covid-data-state-cumulative>



Part of the Public Health Commons

WMU ScholarWorks Citation

Michigan Department of Health & Human Services, "2020-08-10_MichiganOverview_COVIDstats" (2020).
Cumulative Michigan COVID-19 Data. 166.

<https://scholarworks.wmich.edu/michigan-covid-data-state-cumulative/166>

This Website is brought to you for free and open access
by the Michigan COVID-19 State Data at ScholarWorks at
WMU. It has been accepted for inclusion in Cumulative
Michigan COVID-19 Data by an authorized administrator
of ScholarWorks at WMU. For more information, please
contact wmu-scholarworks@wmich.edu.





Michigan Data

DATA ABOUT PLACES

LONG TERM CARE FACILITIES

CORONAVIRUS SYMPTOMS

CUMULATIVE RECOVERED



CURRENT STATUS

DAILY CASES

CUMULATIVE TRENDS

DEMOGRAPHICS

TOTAL TESTING

DIAGNOSTIC TESTING

LEARN MORE

View Cases

View Deaths

View Table

COVID-19 Cases by County

Confirmed cases include individuals with a positive diagnostic test for COVID-19. Probable cases include individuals with COVID-19 symptoms and an epidemiologic link to confirmed COVID-19, but no diagnostic test.

Cases by County

Select Preparedness Region:

All

Select County:

All

This report is provisional and subject to change. City of Detroit and Wayne County are reported separately. MDHHS began tracking probable cases April 5, 2020. FCI indicates federal correctional institute. MDOC indicates Michigan Department of Corrections. Diagnostic tests, including nucleic acid amplification/real-time polymerase chain reaction (NAAT/RT-PCR) and rapid virus antigen detection point of care (POC) tests, look for current infection. Serology (antibody) tests are used to look for the possibility of previous infection.

Source: Michigan Disease Surveillance System (MDSS) and Vital Records.

3-28

29-159

160-1178

1179-15614

15615+

Michigan

Monday, August 10, 2020

Michigan (Statewide) Case Fatality Rate

7.1%

Current Totals

Case Status	Cases	Deaths
Confirmed	87,960	6,257
Probable	9,346	269
Total	97,306	6,526

Laboratory Testing

Test Type	Tests Performed
Diagnostic	2,148,786
Serology	229,030
Total	2,377,816

Microsoft Power BI

< 1 of 7 >

Q

X

Cases by Hispanic/Latino Ethnicity

Hispanic/Latino Ethnicity	Percentage of Overall Cases by Ethnicity	Percentage of Deceased Cases by Ethnicity
Hispanic/Latino	8%	2%
Non-Hispanic Latino	65%	83%
Unknown	27%	15%

Totals may not add to 100% due to rounding

https://www.michigan.gov/coronavirus/0,9753,7-406-98163_98173---,00.html

2/3

Cases by Arab Ethnicity

Arab Ethnicity	Percentage of Overall Cases by Ethnicity	Percentage of Deceased Cases by Ethnicity
Arab	2%	1%
Non-Arab	46%	45%
Unknown	51%	54%

Totals may not add to 100% due to rounding

PUBLIC USE DATASETS 8/10/2020

(Downloadable .xlsx files)

Cases and Deaths by County

Cases by County by Date

Cases by Demographics Statewide

COVID-19 Tests by County

Diagnostic Tests by Result and County

Cumulative Total of Recovered COVID-19 Cases

Cumulative Total of Recovered COVID-19 Cases (as of 08/07/2020): **63,636**

Note on recovery: During this response, MDHHS is reviewing vital records statistics to identify any laboratory confirmed COVID-19 cases who are 30 days out from their onset of illness to represent recovery status. As the pandemic continues to impact Michigan, this pool will expand to include more cases. Recovered is defined as the number of persons with a confirmed COVID-19 diagnosis who are alive 30 days post-onset (or referral date if onset is not available). The number of persons recovered on August 7, 2020 represents COVID-19 confirmed individuals with an onset date on or prior to July 8, 2020. If an individual dies from a COVID-related cause >30 days from onset/referral, they are removed from the number of persons recovered. These numbers will be updated every Saturday.

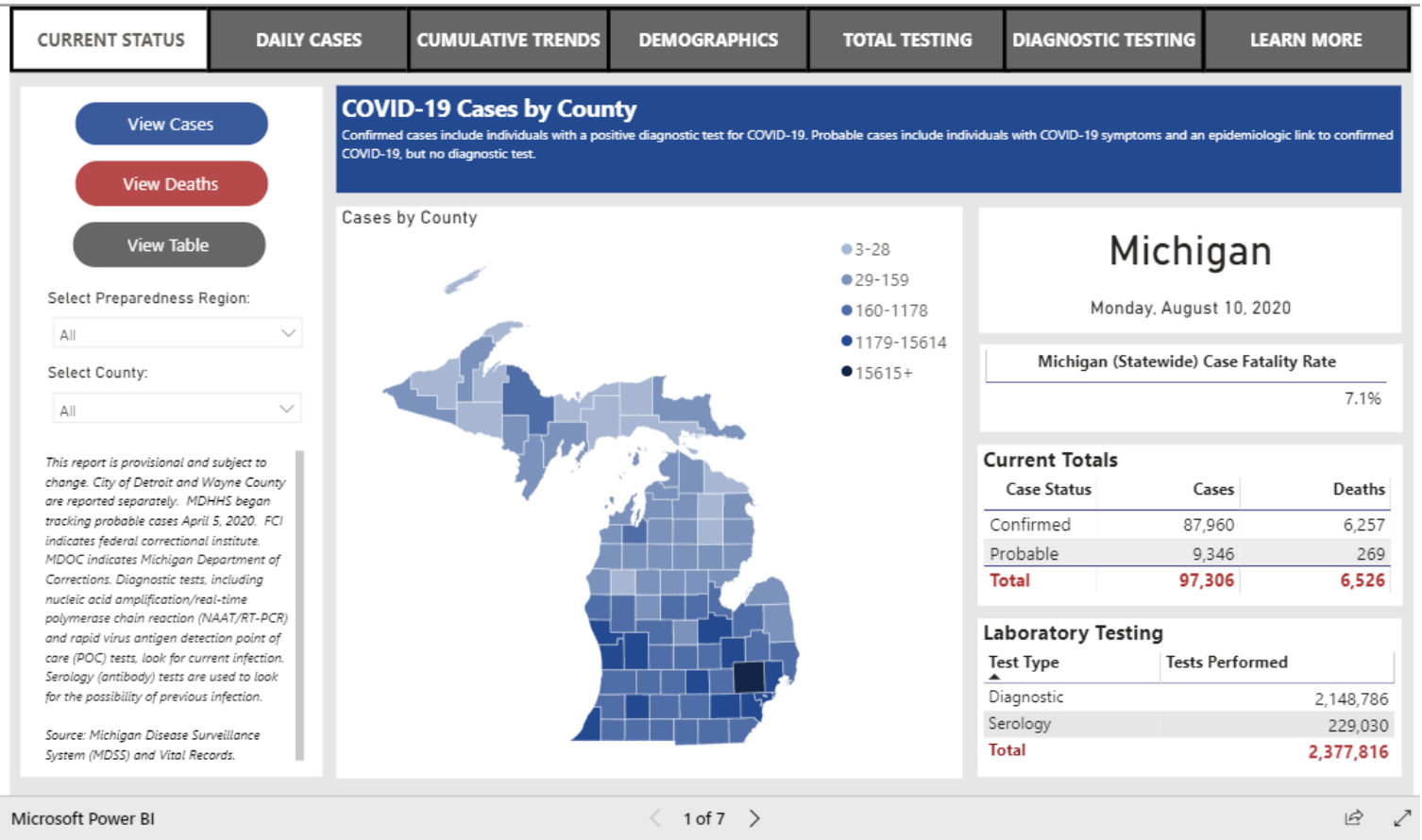
Source: Michigan Disease Surveillance System and Vital Records

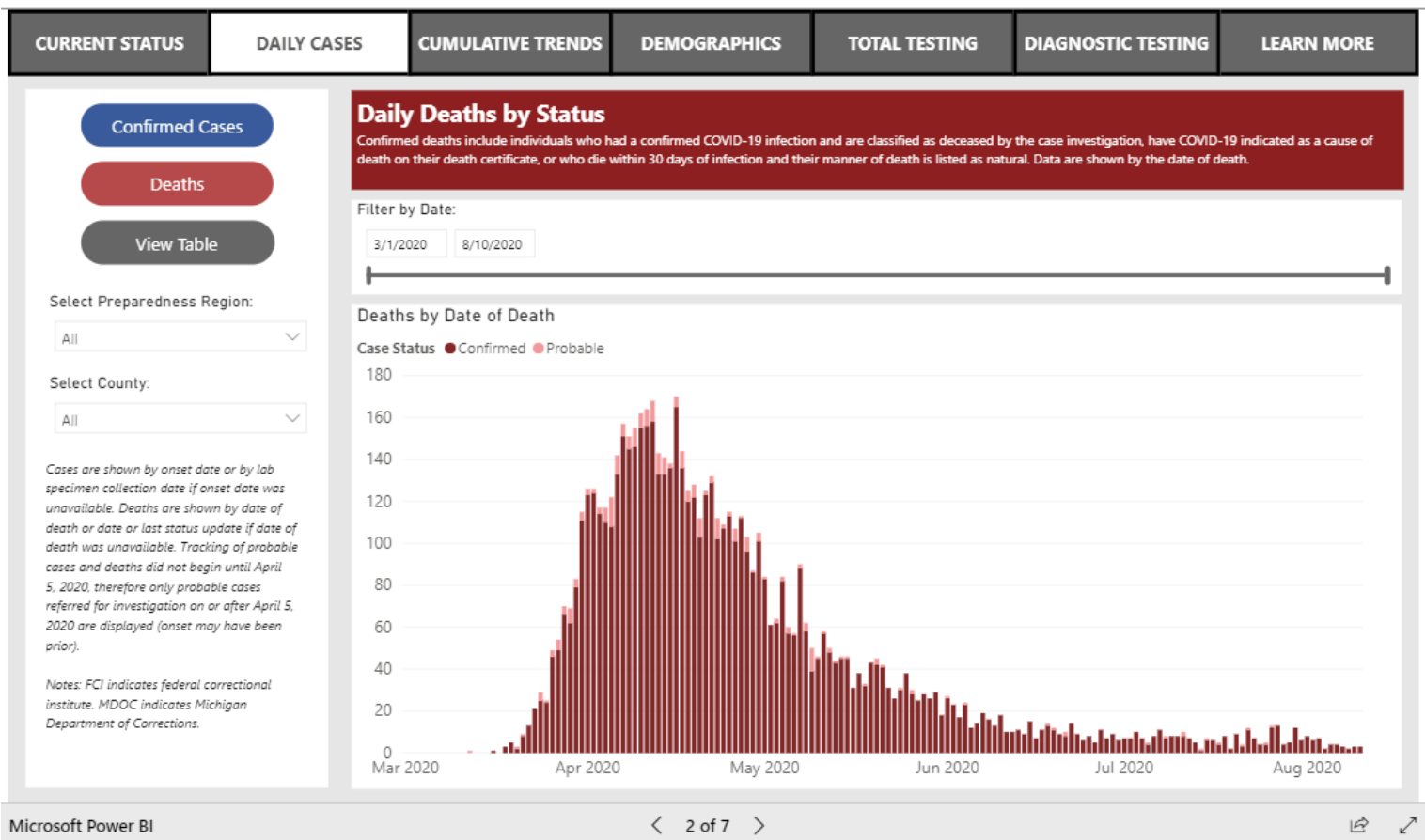
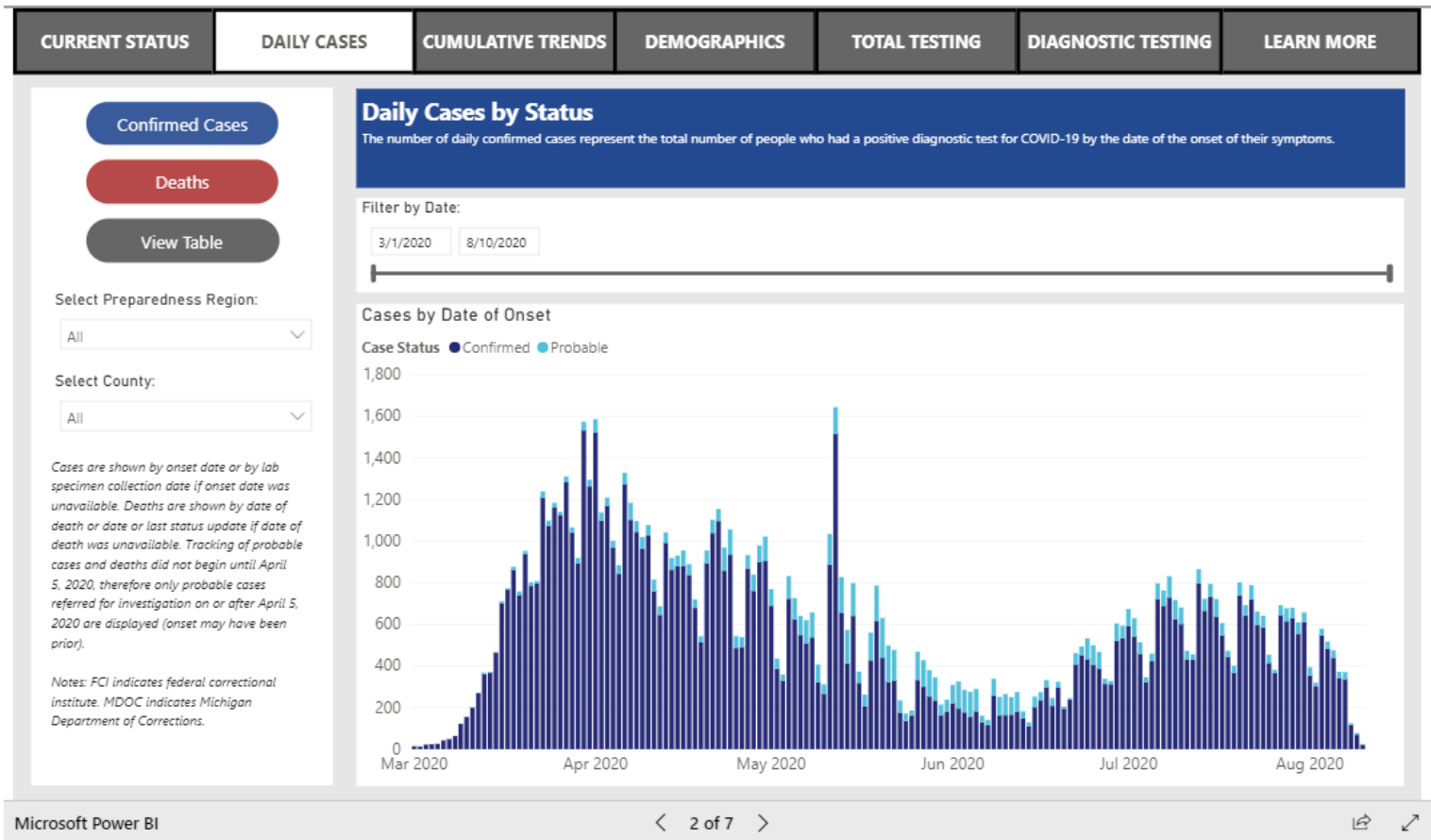


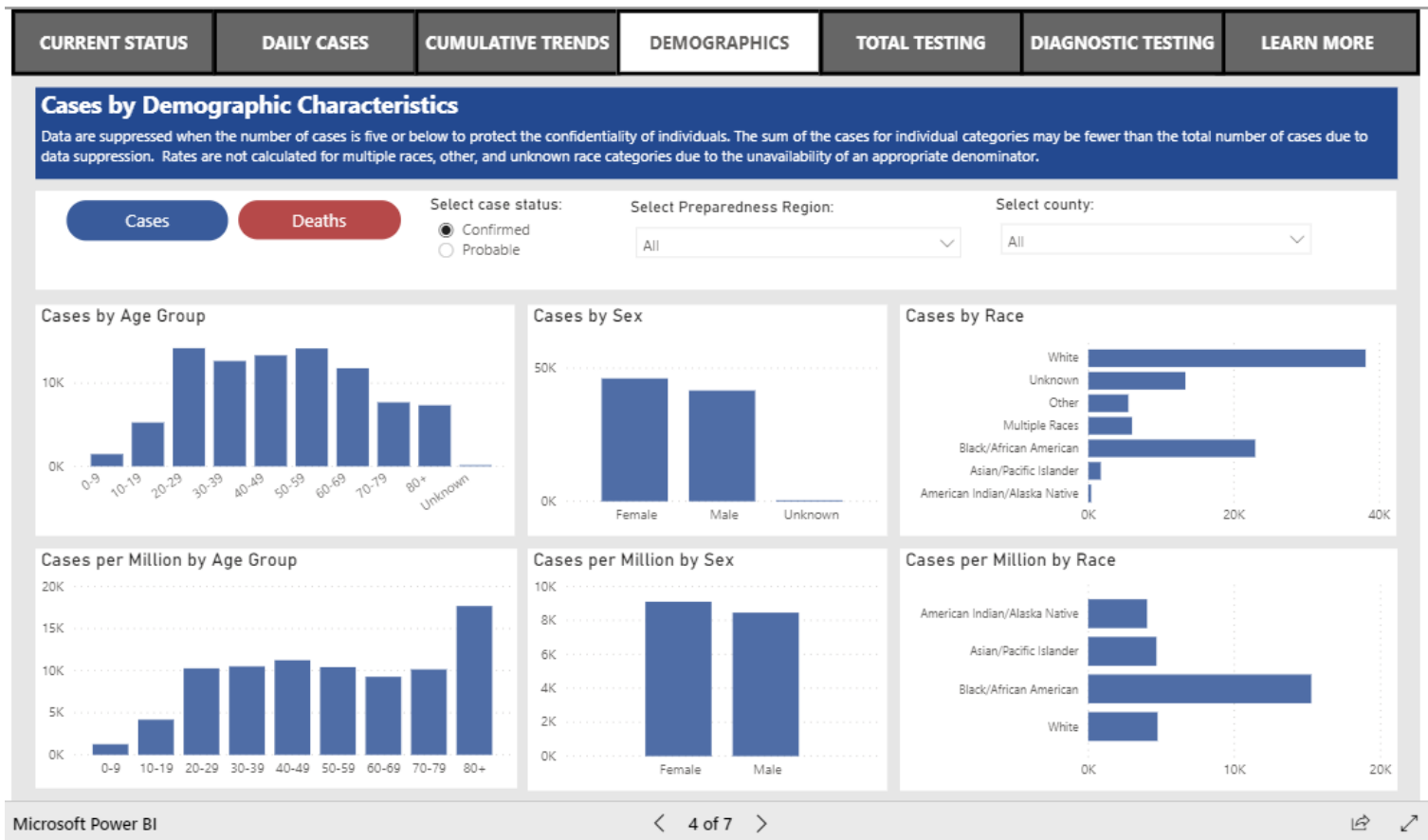
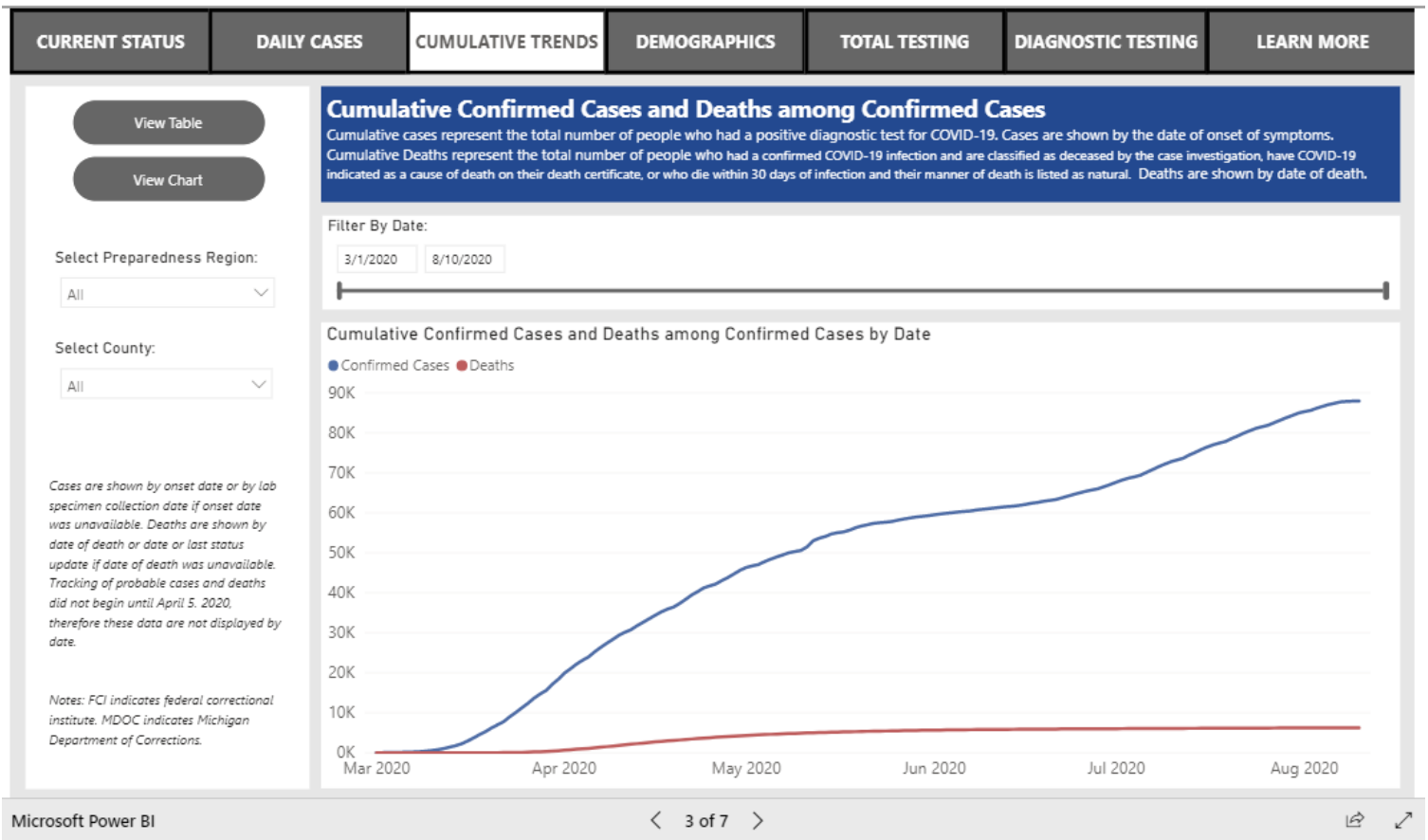
MICHIGAN.GOV HOME
ADA
MICHIGAN NEWS
POLICIES

COPYRIGHT 2020 STATE OF MICHIGAN



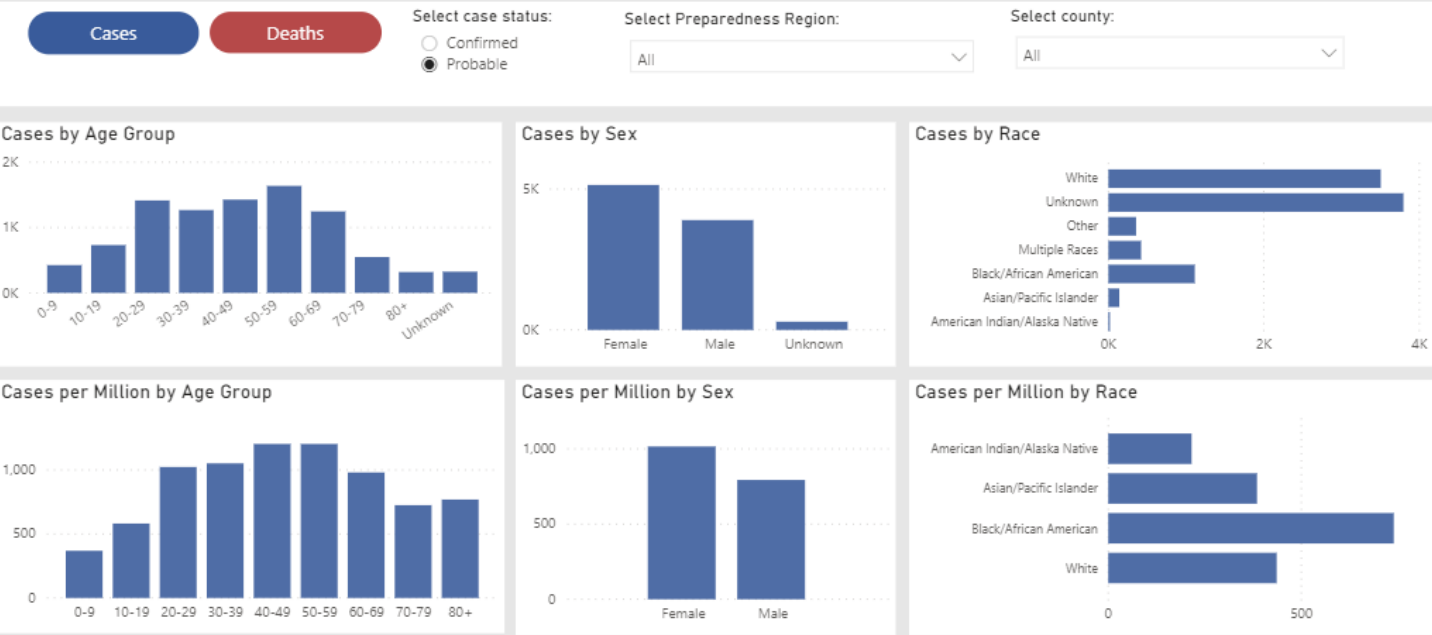






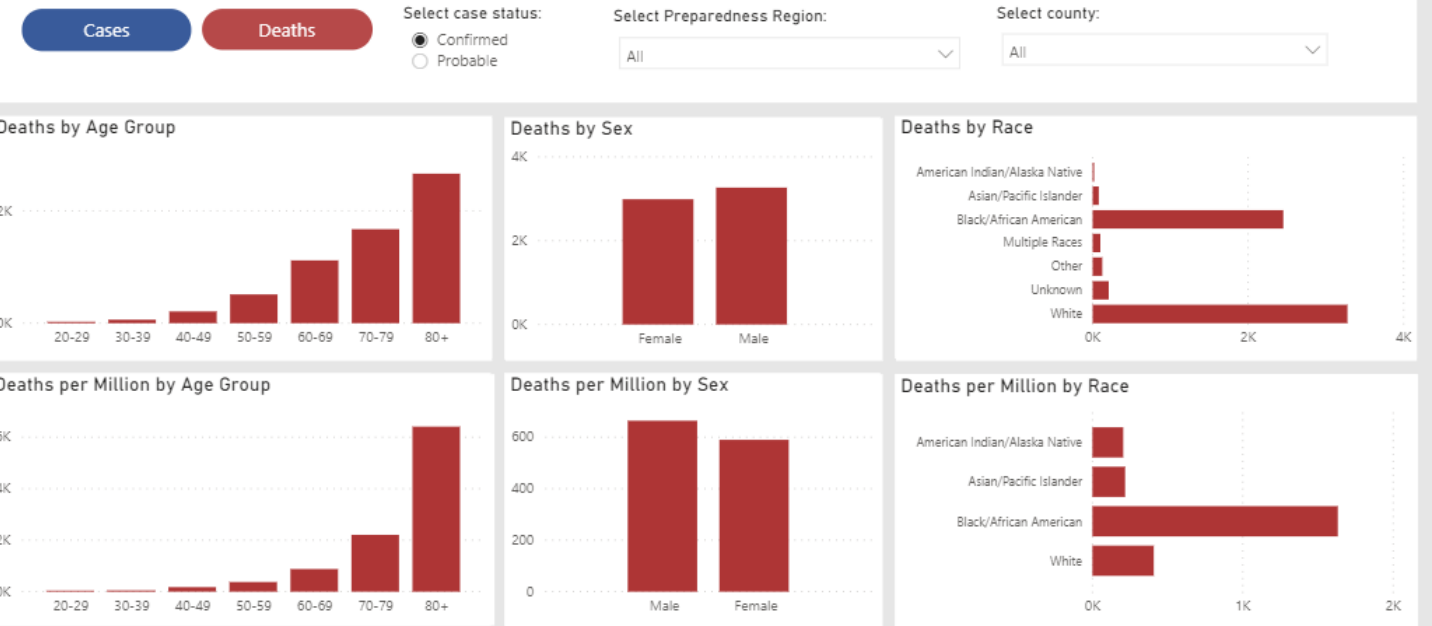
Cases by Demographic Characteristics

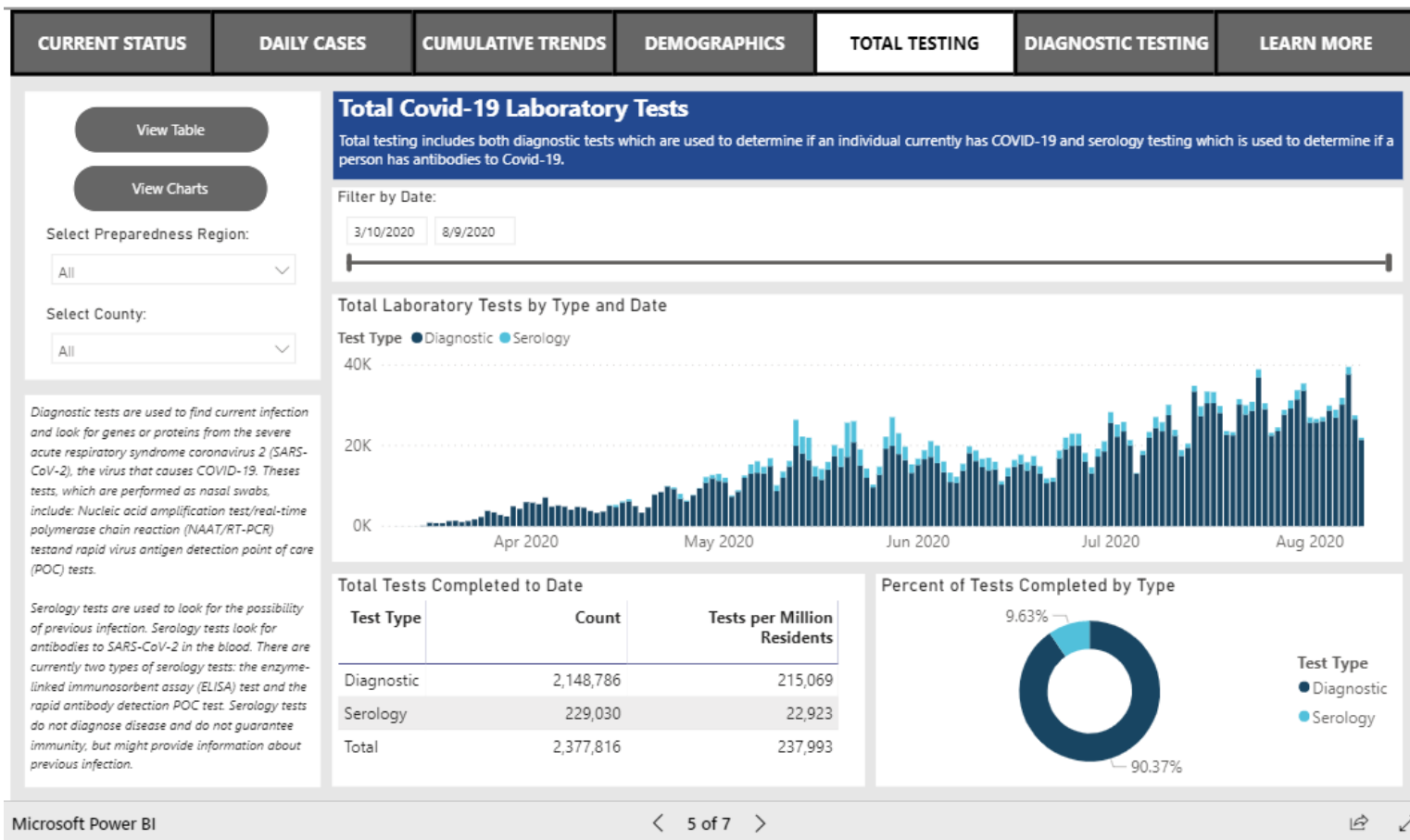
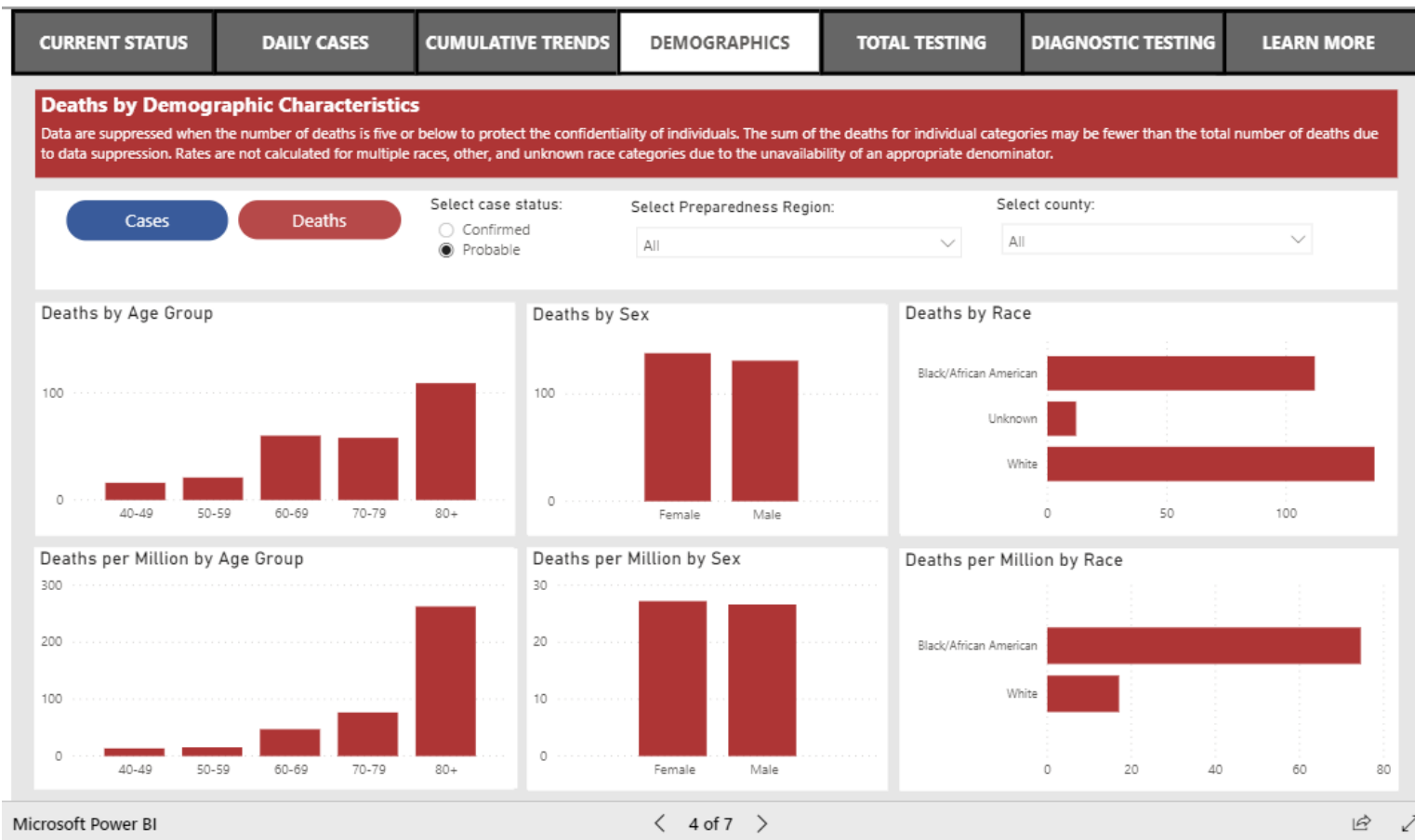
Data are suppressed when the number of cases is five or below to protect the confidentiality of individuals. The sum of the cases for individual categories may be fewer than the total number of cases due to data suppression. Rates are not calculated for multiple races, other, and unknown race categories due to the unavailability of an appropriate denominator.



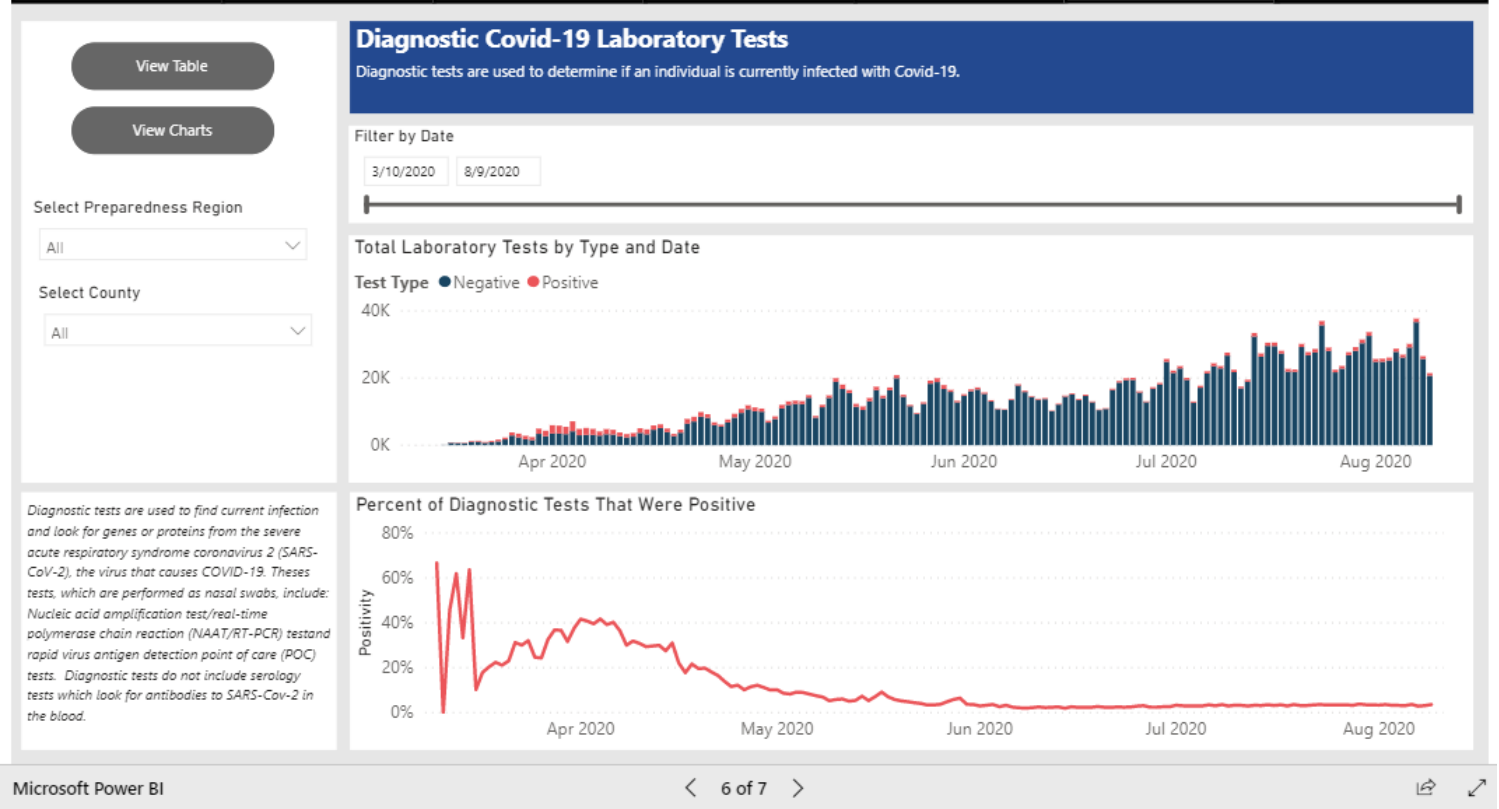
Deaths by Demographic Characteristics

Data are suppressed when the number of deaths is five or below to protect the confidentiality of individuals. The sum of the deaths for individual categories may be fewer than the total number of deaths due to data suppression. Rates are not calculated for multiple races, other, and unknown race categories due to the unavailability of an appropriate denominator.





CURRENT STATUS	DAILY CASES	CUMULATIVE TRENDS	DEMOGRAPHICS	TOTAL TESTING	DIAGNOSTIC TESTING	LEARN MORE
----------------	-------------	-------------------	--------------	---------------	--------------------	------------



CURRENT STATUS	DAILY CASES	CUMULATIVE TRENDS	DEMOGRAPHICS	TOTAL TESTING	DIAGNOSTIC TESTING	LEARN MORE
----------------	-------------	-------------------	--------------	---------------	--------------------	------------

Where does the data come from?

The State of Michigan COVID-19 Dashboard displays the most recent provisional data reported to the Michigan Department of Health and Humans Services (MDHHS) about cases in Michigan by selected demographics and county of residence (City of Detroit and Wayne County are reported separately). Data are reported to MDHHS via the [Michigan Disease Surveillance System \(MDSS\)](#). Provisional Death data are provided by the MDHHS Division for [Vital Records & Health Statistics](#).

How does MDHHS classify confirmed and probable cases?

Confirmed cases only include individuals who have had a positive diagnostic laboratory test for COVID-19. Probable cases include individuals who have symptoms consistent with COVID-19 and an epidemiologic link to a confirmed case or a positive serology (antibody) test, but do not have a positive diagnostic laboratory test for COVID-19 and individuals with a positive serology (antibody) test for COVID-19 and an epidemiologic link to a confirmed case.

How does MDHHS classify confirmed and probable deaths?

Confirmed deaths include individuals who meet one or more of the following conditions: 1) Have been identified as a confirmed case and classified as deceased as a result of a case investigation in the Michigan Disease Surveillance System (MDSS). MDSS is the database used by state and local health department to monitor reportable diseases like COVID-19; 2) have been identified as a confirmed case in MDSS had have a death certificate with COVID-19 listed as a cause of death; 3) have been identified as a confirmed case in MDSS and die within 30 days of onset of COVID-19 infection and have a death certificate which classifies their manner death as 'natural'. Probable deaths include individuals who have COVID indicated as a cause of death on their death certificate but have not had a positive diagnostic laboratory test.

Why do the number of probable cases fluctuate?

The number of probable cases can change daily based on the investigation efforts of the health department. When a probable case is first reported, local and/or state health department staff investigate to determine if the person meets the case definition of probable. As additional information is gathered, the case could be re-classified to confirmed, remain as probable, or be determined as not a case.

Why do data in the demographics tab not sum to the total number of cases for a county or region?

Data are not shown whenever the number of cases for a particular demographic category is fewer than six to protect the confidentiality of individuals. Rates are not calculated for other, multiple, and unknown race because an appropriate population denominator is not available for these categories at the county level.

Where can I get more information about COVID-19?

Visit <https://www.michigan.gov/coronavirus> to find information on resources and assistance, answers to frequently asked questions, and the latest updates on Michigan's response to COVID-19. For COVID-19 updates from CDC visit <https://www.cdc.gov/coronavirus/2019-ncov>.

PUBLIC USE DATASETS

Cases and Deaths by County

README

Includes total cases and deaths to date by case status (confirmed or probable) and county.

County is based on the county of residence.

Confirmed cases only include individuals who have had a positive diagnostic laboratory test for COVID-19.

Probable cases include individuals who have symptoms consistent with COVID-19 and an epidemiologic link to a confirmed case or a positive serology (antibody) test, but do not have a positive diagnostic laboratory test for COVID-19 and individuals with a positive serology (antibody) test for COVID-19 and an epidemiologic link to a confirmed case.

Confirmed deaths include individuals who meet one or more of the following conditions: 1) Have been identified as a confirmed case and classified as deceased as a result of a case investigation in the Michigan Disease Surveillance System (MDSS). MDSS is the database used by state and local health department to monitor reportable diseases like COVID-19; 2) have been identified as a confirmed case in MDSS had have a death certificate with COVID-19 listed as a cause of death; 3) have been identified as a confirmed case in MDSS and die within 30 days of onset of COVID-19 infection and have a death certificate which classifies their manner death as 'natural'.

Probable deaths include individuals who have COVID indicated as a cause of death on their death certificate but have not had a positive diagnostic laboratory test.

The number of probable cases can change daily based on information obtained through the health department investigation. Probable cases can be re-classified as a confirmed case or determined to not be a case.

CASES AND DEATHS BY COUNTY 2020-08-10

Updated	COUNTY	ConfirmedCases	ConfirmedDeaths	ProbableCases	ProbableDeaths
2020/08/10 13:21:13	Alcona	25	1	4	0
2020/08/10 13:21:13	Alger	10	0	1	0
2020/08/10 13:21:13	Allegan	473	6	56	0
2020/08/10 13:21:13	Alpena	115	13	15	0
2020/08/10 13:21:13	Antrim	38	0	3	0
2020/08/10 13:21:13	Arenac	38	3	4	0
2020/08/10 13:21:13	Baraga	5	0		
2020/08/10 13:21:13	Barry	164	2	27	0
2020/08/10 13:21:13	Bay	564	31	74	0
2020/08/10 13:21:13	Benzie	27	1	2	0
2020/08/10 13:21:13	Berrien	1198	65	178	1
2020/08/10 13:21:13	Branch	331	2	34	0
2020/08/10 13:21:13	Calhoun	697	41	98	1
2020/08/10 13:21:13	Cass	305	13	21	1
2020/08/10 13:21:13	Charlevoix	45	2	4	0
2020/08/10 13:21:13	Cheboygan	42	2	7	0
2020/08/10 13:21:13	Chippewa	28	0	12	0
2020/08/10 13:21:13	Clare	68	3	4	0
2020/08/10 13:21:13	Clinton	357	13	66	0
2020/08/10 13:21:13	Crawford	97	5	9	0
2020/08/10 13:21:13	Delta	76	3	21	0
2020/08/10 13:21:13	Dickinson	54	2	1	0
2020/08/10 13:21:13	Eaton	400	8	62	0
2020/08/10 13:21:13	Emmet	54	2	8	0
2020/08/10 13:21:13	Genesee	2957	271	707	25
2020/08/10 13:21:13	Gladwin	56	2	3	0
2020/08/10 13:21:13	Gogebic	114	1	6	0
2020/08/10 13:21:13	Grand Traverse	191	5	22	0
2020/08/10 13:21:13	Gratiot	138	15	18	0
2020/08/10 13:21:13	Hillsdale	251	25	20	0
2020/08/10 13:21:13	Houghton	43	0	7	0
2020/08/10 13:21:13	Huron	133	4	25	0
2020/08/10 13:21:13	Ingham	1507	31	47	0
2020/08/10 13:21:13	Ionia	240	7	34	0
2020/08/10 13:21:13	Iosco	114	11	20	1
2020/08/10 13:21:13	Iron	20	1		
2020/08/10 13:21:13	Isabella	181	9	26	0
2020/08/10 13:21:13	Jackson	691	33	20	1
2020/08/10 13:21:13	Kalamazoo	1514	81	134	2
2020/08/10 13:21:13	Kalkaska	41	4	13	0
2020/08/10 13:21:13	Kent	6867	154	682	3
2020/08/10 13:21:13	Keweenaw	2	0	1	0
2020/08/10 13:21:13	Lake	21	0	2	0
2020/08/10 13:21:13	Lapeer	393	32	77	1
2020/08/10 13:21:13	Leelanau	67	0	5	0
2020/08/10 13:21:13	Lenawee	394	12	39	0
2020/08/10 13:21:13	Livingston	695	27	142	1

2020/08/10 13:21:13	Luce	6	0		
2020/08/10 13:21:13	Mackinac	20	0	6	0
2020/08/10 13:21:13	Macomb	10181	909	364	38
2020/08/10 13:21:13	Manistee	34	0	5	0
2020/08/10 13:21:13	Marquette	146	11	14	0
2020/08/10 13:21:13	Mason	91	0	11	0
2020/08/10 13:21:13	Mecosta	62	2	6	0
2020/08/10 13:21:13	Menominee	126	0	15	0
2020/08/10 13:21:13	Midland	259	10	79	0
2020/08/10 13:21:13	Missaukee	27	1	14	0
2020/08/10 13:21:13	Monroe	867	24	120	1
2020/08/10 13:21:13	Montcalm	173	1	19	0
2020/08/10 13:21:13	Montmorency	7	0	2	1
2020/08/10 13:21:13	Muskegon	1132	59	47	0
2020/08/10 13:21:13	Newaygo	242	0	9	0
2020/08/10 13:21:13	Oakland	12349	1086	3266	43
2020/08/10 13:21:13	Oceana	453	6	25	0
2020/08/10 13:21:13	Ogemaw	40	2	14	0
2020/08/10 13:21:13	Ontonagon	13	0	1	0
2020/08/10 13:21:13	Osceola	64	0	7	0
2020/08/10 13:21:13	Oscoda	18	1	6	0
2020/08/10 13:21:13	Otsego	115	11	20	0
2020/08/10 13:21:13	Ottawa	1734	51	107	5
2020/08/10 13:21:13	Presque Isle	18	1	2	0
2020/08/10 13:21:13	Roscommon	47	0	6	0
2020/08/10 13:21:13	Saginaw	1919	127	113	3
2020/08/10 13:21:13	Sanilac	105	5	5	1
2020/08/10 13:21:13	Schoolcraft	12	0	1	0
2020/08/10 13:21:13	Shiawassee	317	27	26	1
2020/08/10 13:21:13	St Clair	693	52	127	1
2020/08/10 13:21:13	St Joseph	516	8	75	0
2020/08/10 13:21:13	Tuscola	318	29	38	0
2020/08/10 13:21:13	Van Buren	413	9	41	1
2020/08/10 13:21:13	Washtenaw	2233	112	318	1
2020/08/10 13:21:13	Wayne	13636	1202	729	37
2020/08/10 13:21:13	Wexford	59	4	10	0
2020/08/10 13:21:13	MDOC	4408	69	5	0
2020/08/10 13:21:13	FCI	190	5	4	0
2020/08/10 13:21:13	Out-of-State	87	0	2	1
2020/08/10 13:21:13	Unknown	2	0	5	1
2020/08/10 13:21:13	Detroit City	12987	1490	921	97

PUBLIC USE DATASETS

Cases by Demographics Statewide

README

Includes the total number of confirmed and probable cases and confirmed and probable deaths to date by demographic characteristics

Confirmed cases only include individuals who have had a positive diagnostic laboratory test for COVID-19.

Probable cases include individuals who have symptoms consistent with COVID-19 and an epidemiologic link to a confirmed case or a positive serology (antibody) test, but do not have a positive diagnostic laboratory test for COVID-19 and individuals with a positive serology (antibody) test for COVID-19 and an epidemiologic link to a confirmed case.

Confirmed deaths include individuals who meet one or more of the following conditions: 1) Have been identified as a confirmed case and classified as deceased as a result of a case investigation in the Michigan Disease Surveillance System (MDSS). MDSS is the database used by state and local health department to monitor reportable diseases like COVID-19; 2) have been identified as a confirmed case in MDSS had have a death certificate with COVID-19 listed as a cause of death; 3) have been identified as a confirmed case in MDSS and die within 30 days of onset of COVID-19 infection and have a death certificate which classifies their manner death as 'natural'.

Probable deaths include individuals who have COVID indicated as a cause of death on their death certificate but have not had a positive diagnostic laboratory test.

The number of probable cases can change daily based on information obtained through the health department investigation. Probable cases can be re-classified as a confirmed case or determined to not be a case.

Data is suppressed when the number of cases or deaths in a single category is between one and five to protect the confidentiality of individuals.

CASES BY DEMOGRAPHICS STATEWIDE 2020-08-10

CASE_STATUS	AgeCat	RaceCat	SEX	Cases	Deaths
Confirmed	0-9	American Indian/Alaska Native	Female	Suppressed	0
Confirmed	10-19	American Indian/Alaska Native	Female	15	0
Confirmed	20-29	American Indian/Alaska Native	Female	36	0
Confirmed	30-39	American Indian/Alaska Native	Female	29	0
Confirmed	40-49	American Indian/Alaska Native	Female	34	0
Confirmed	50-59	American Indian/Alaska Native	Female	42	0
Confirmed	60-69	American Indian/Alaska Native	Female	17	Suppressed
Confirmed	70-79	American Indian/Alaska Native	Female	14	Suppressed
Confirmed	80+	American Indian/Alaska Native	Female	Suppressed	Suppressed
Confirmed	Unknown	American Indian/Alaska Native	Female	0	0
Confirmed	0-9	Asian/Pacific Islander	Female	15	0
Confirmed	10-19	Asian/Pacific Islander	Female	37	0
Confirmed	20-29	Asian/Pacific Islander	Female	136	0
Confirmed	30-39	Asian/Pacific Islander	Female	182	0
Confirmed	40-49	Asian/Pacific Islander	Female	178	0
Confirmed	50-59	Asian/Pacific Islander	Female	151	Suppressed
Confirmed	60-69	Asian/Pacific Islander	Female	91	Suppressed
Confirmed	70-79	Asian/Pacific Islander	Female	44	10
Confirmed	80+	Asian/Pacific Islander	Female	52	22
Confirmed	Unknown	Asian/Pacific Islander	Female	0	0
Confirmed	0-9	Black/African American	Female	150	Suppressed
Confirmed	10-19	Black/African American	Female	385	Suppressed
Confirmed	20-29	Black/African American	Female	1828	Suppressed
Confirmed	30-39	Black/African American	Female	1884	8
Confirmed	40-49	Black/African American	Female	2018	52
Confirmed	50-59	Black/African American	Female	1970	105
Confirmed	60-69	Black/African American	Female	1816	224
Confirmed	70-79	Black/African American	Female	1255	304
Confirmed	80+	Black/African American	Female	1002	412
Confirmed	Unknown	Black/African American	Female	0	0
Confirmed	0-9	Multiple Races	Female	49	0
Confirmed	10-19	Multiple Races	Female	191	0
Confirmed	20-29	Multiple Races	Female	602	0
Confirmed	30-39	Multiple Races	Female	518	0
Confirmed	40-49	Multiple Races	Female	627	Suppressed
Confirmed	50-59	Multiple Races	Female	656	Suppressed
Confirmed	60-69	Multiple Races	Female	408	Suppressed
Confirmed	70-79	Multiple Races	Female	189	11
Confirmed	80+	Multiple Races	Female	185	19
Confirmed	Unknown	Multiple Races	Female	Suppressed	0
Confirmed	0-9	Other	Female	106	0
Confirmed	10-19	Other	Female	264	0
Confirmed	20-29	Other	Female	597	0
Confirmed	30-39	Other	Female	470	Suppressed
Confirmed	40-49	Other	Female	481	Suppressed
Confirmed	50-59	Other	Female	322	Suppressed
Confirmed	60-69	Other	Female	208	13

Confirmed	70-79	Other	Female	104	14
Confirmed	80+	Other	Female	99	21
Confirmed	Unknown	Other	Female	Suppressed	0
Confirmed	0-9	Unknown	Female	97	0
Confirmed	10-19	Unknown	Female	519	0
Confirmed	20-29	Unknown	Female	1053	0
Confirmed	30-39	Unknown	Female	929	0
Confirmed	40-49	Unknown	Female	1070	Suppressed
Confirmed	50-59	Unknown	Female	1062	Suppressed
Confirmed	60-69	Unknown	Female	798	16
Confirmed	70-79	Unknown	Female	485	25
Confirmed	80+	Unknown	Female	534	47
Confirmed	Unknown	Unknown	Female	8	0
Confirmed	0-9	White	Female	253	0
Confirmed	10-19	White	Female	1332	0
Confirmed	20-29	White	Female	3530	Suppressed
Confirmed	30-39	White	Female	2510	8
Confirmed	40-49	White	Female	2563	22
Confirmed	50-59	White	Female	2899	64
Confirmed	60-69	White	Female	2353	163
Confirmed	70-79	White	Female	1771	360
Confirmed	80+	White	Female	2884	1021
Confirmed	Unknown	White	Female	9	0
Confirmed	0-9	American Indian/Alaska Native	Male	8	0
Confirmed	10-19	American Indian/Alaska Native	Male	Suppressed	0
Confirmed	20-29	American Indian/Alaska Native	Male	23	0
Confirmed	30-39	American Indian/Alaska Native	Male	30	0
Confirmed	40-49	American Indian/Alaska Native	Male	33	0
Confirmed	50-59	American Indian/Alaska Native	Male	34	Suppressed
Confirmed	60-69	American Indian/Alaska Native	Male	25	6
Confirmed	70-79	American Indian/Alaska Native	Male	15	6
Confirmed	80+	American Indian/Alaska Native	Male	Suppressed	Suppressed
Confirmed	Unknown	American Indian/Alaska Native	Male	0	0
Confirmed	0-9	Asian/Pacific Islander	Male	27	0
Confirmed	10-19	Asian/Pacific Islander	Male	29	0
Confirmed	20-29	Asian/Pacific Islander	Male	151	0
Confirmed	30-39	Asian/Pacific Islander	Male	161	0
Confirmed	40-49	Asian/Pacific Islander	Male	146	Suppressed
Confirmed	50-59	Asian/Pacific Islander	Male	128	Suppressed
Confirmed	60-69	Asian/Pacific Islander	Male	93	11
Confirmed	70-79	Asian/Pacific Islander	Male	40	12
Confirmed	80+	Asian/Pacific Islander	Male	33	16
Confirmed	Unknown	Asian/Pacific Islander	Male	0	0
Confirmed	0-9	Black/African American	Male	135	0
Confirmed	10-19	Black/African American	Male	341	0
Confirmed	20-29	Black/African American	Male	1302	10
Confirmed	30-39	Black/African American	Male	1451	27
Confirmed	40-49	Black/African American	Male	1649	69
Confirmed	50-59	Black/African American	Male	1968	188
Confirmed	60-69	Black/African American	Male	1926	337

Confirmed	70-79	Black/African American	Male	1252	408
Confirmed	80+	Black/African American	Male	587	301
Confirmed	Unknown	Black/African American	Male	Suppressed	0
Confirmed	0-9	Multiple Races	Male	57	0
Confirmed	10-19	Multiple Races	Male	179	0
Confirmed	20-29	Multiple Races	Male	440	0
Confirmed	30-39	Multiple Races	Male	394	Suppressed
Confirmed	40-49	Multiple Races	Male	448	Suppressed
Confirmed	50-59	Multiple Races	Male	470	Suppressed
Confirmed	60-69	Multiple Races	Male	335	21
Confirmed	70-79	Multiple Races	Male	172	13
Confirmed	80+	Multiple Races	Male	75	17
Confirmed	Unknown	Multiple Races	Male	0	0
Confirmed	0-9	Other	Male	118	0
Confirmed	10-19	Other	Male	286	0
Confirmed	20-29	Other	Male	611	Suppressed
Confirmed	30-39	Other	Male	567	Suppressed
Confirmed	40-49	Other	Male	507	Suppressed
Confirmed	50-59	Other	Male	356	8
Confirmed	60-69	Other	Male	220	23
Confirmed	70-79	Other	Male	122	17
Confirmed	80+	Other	Male	50	12
Confirmed	Unknown	Other	Male	Suppressed	0
Confirmed	0-9	Unknown	Male	122	0
Confirmed	10-19	Unknown	Male	544	0
Confirmed	20-29	Unknown	Male	1112	Suppressed
Confirmed	30-39	Unknown	Male	1045	Suppressed
Confirmed	40-49	Unknown	Male	1116	11
Confirmed	50-59	Unknown	Male	1159	10
Confirmed	60-69	Unknown	Male	842	19
Confirmed	70-79	Unknown	Male	419	26
Confirmed	80+	Unknown	Male	258	41
Confirmed	Unknown	Unknown	Male	9	0
Confirmed	0-9	White	Male	307	0
Confirmed	10-19	White	Male	1115	0
Confirmed	20-29	White	Male	2754	Suppressed
Confirmed	30-39	White	Male	2460	12
Confirmed	40-49	White	Male	2430	37
Confirmed	50-59	White	Male	2928	116
Confirmed	60-69	White	Male	2642	276
Confirmed	70-79	White	Male	1791	463
Confirmed	80+	White	Male	1545	727
Confirmed	Unknown	White	Male	7	0
Confirmed	0-9	American Indian/Alaska Native	Unknown	0	0
Confirmed	10-19	American Indian/Alaska Native	Unknown	0	0
Confirmed	20-29	American Indian/Alaska Native	Unknown	0	0
Confirmed	30-39	American Indian/Alaska Native	Unknown	0	0
Confirmed	40-49	American Indian/Alaska Native	Unknown	0	0
Confirmed	50-59	American Indian/Alaska Native	Unknown	0	0
Confirmed	60-69	American Indian/Alaska Native	Unknown	0	0

Confirmed	70-79	American Indian/Alaska Native	Unknown	0	0
Confirmed	80+	American Indian/Alaska Native	Unknown	0	0
Confirmed	Unknown	American Indian/Alaska Native	Unknown	0	0
Confirmed	0-9	Asian/Pacific Islander	Unknown	0	0
Confirmed	10-19	Asian/Pacific Islander	Unknown	0	0
Confirmed	20-29	Asian/Pacific Islander	Unknown	0	0
Confirmed	30-39	Asian/Pacific Islander	Unknown	Suppressed	0
Confirmed	40-49	Asian/Pacific Islander	Unknown	0	0
Confirmed	50-59	Asian/Pacific Islander	Unknown	0	0
Confirmed	60-69	Asian/Pacific Islander	Unknown	0	0
Confirmed	70-79	Asian/Pacific Islander	Unknown	0	0
Confirmed	80+	Asian/Pacific Islander	Unknown	0	0
Confirmed	Unknown	Asian/Pacific Islander	Unknown	0	0
Confirmed	0-9	Black/African American	Unknown	0	0
Confirmed	10-19	Black/African American	Unknown	Suppressed	0
Confirmed	20-29	Black/African American	Unknown	Suppressed	0
Confirmed	30-39	Black/African American	Unknown	Suppressed	0
Confirmed	40-49	Black/African American	Unknown	Suppressed	0
Confirmed	50-59	Black/African American	Unknown	Suppressed	0
Confirmed	60-69	Black/African American	Unknown	Suppressed	0
Confirmed	70-79	Black/African American	Unknown	Suppressed	0
Confirmed	80+	Black/African American	Unknown	Suppressed	0
Confirmed	Unknown	Black/African American	Unknown	Suppressed	0
Confirmed	0-9	Multiple Races	Unknown	0	0
Confirmed	10-19	Multiple Races	Unknown	Suppressed	0
Confirmed	20-29	Multiple Races	Unknown	Suppressed	0
Confirmed	30-39	Multiple Races	Unknown	Suppressed	0
Confirmed	40-49	Multiple Races	Unknown	0	0
Confirmed	50-59	Multiple Races	Unknown	Suppressed	0
Confirmed	60-69	Multiple Races	Unknown	Suppressed	0
Confirmed	70-79	Multiple Races	Unknown	Suppressed	0
Confirmed	80+	Multiple Races	Unknown	0	0
Confirmed	Unknown	Multiple Races	Unknown	0	0
Confirmed	0-9	Other	Unknown	Suppressed	0
Confirmed	10-19	Other	Unknown	Suppressed	0
Confirmed	20-29	Other	Unknown	0	0
Confirmed	30-39	Other	Unknown	Suppressed	0
Confirmed	40-49	Other	Unknown	Suppressed	0
Confirmed	50-59	Other	Unknown	0	0
Confirmed	60-69	Other	Unknown	0	0
Confirmed	70-79	Other	Unknown	0	0
Confirmed	80+	Other	Unknown	0	0
Confirmed	Unknown	Other	Unknown	0	0
Confirmed	0-9	Unknown	Unknown	7	0
Confirmed	10-19	Unknown	Unknown	9	0
Confirmed	20-29	Unknown	Unknown	22	0
Confirmed	30-39	Unknown	Unknown	21	0
Confirmed	40-49	Unknown	Unknown	30	0
Confirmed	50-59	Unknown	Unknown	23	0
Confirmed	60-69	Unknown	Unknown	11	0

Confirmed	70-79	Unknown	Unknown	6	0
Confirmed	80+	Unknown	Unknown	17	0
Confirmed	Unknown	Unknown	Unknown	6	0
Confirmed	0-9	White	Unknown	0	0
Confirmed	10-19	White	Unknown	Suppressed	0
Confirmed	20-29	White	Unknown	6	0
Confirmed	30-39	White	Unknown	6	0
Confirmed	40-49	White	Unknown	Suppressed	0
Confirmed	50-59	White	Unknown	Suppressed	0
Confirmed	60-69	White	Unknown	Suppressed	0
Confirmed	70-79	White	Unknown	Suppressed	0
Confirmed	80+	White	Unknown	Suppressed	0
Confirmed	Unknown	White	Unknown	0	0
Probable	0-9	American Indian/Alaska Native	Female	Suppressed	0
Probable	10-19	American Indian/Alaska Native	Female	0	0
Probable	20-29	American Indian/Alaska Native	Female	Suppressed	0
Probable	30-39	American Indian/Alaska Native	Female	Suppressed	0
Probable	40-49	American Indian/Alaska Native	Female	Suppressed	0
Probable	50-59	American Indian/Alaska Native	Female	Suppressed	0
Probable	60-69	American Indian/Alaska Native	Female	Suppressed	0
Probable	70-79	American Indian/Alaska Native	Female	Suppressed	0
Probable	80+	American Indian/Alaska Native	Female	0	0
Probable	Unknown	American Indian/Alaska Native	Female	0	0
Probable	0-9	Asian/Pacific Islander	Female	9	0
Probable	10-19	Asian/Pacific Islander	Female	7	0
Probable	20-29	Asian/Pacific Islander	Female	20	0
Probable	30-39	Asian/Pacific Islander	Female	18	0
Probable	40-49	Asian/Pacific Islander	Female	6	0
Probable	50-59	Asian/Pacific Islander	Female	11	0
Probable	60-69	Asian/Pacific Islander	Female	Suppressed	0
Probable	70-79	Asian/Pacific Islander	Female	Suppressed	0
Probable	80+	Asian/Pacific Islander	Female	0	0
Probable	Unknown	Asian/Pacific Islander	Female	Suppressed	0
Probable	0-9	Black/African American	Female	20	0
Probable	10-19	Black/African American	Female	38	0
Probable	20-29	Black/African American	Female	107	0
Probable	30-39	Black/African American	Female	89	0
Probable	40-49	Black/African American	Female	116	Suppressed
Probable	50-59	Black/African American	Female	122	6
Probable	60-69	Black/African American	Female	107	11
Probable	70-79	Black/African American	Female	43	9
Probable	80+	Black/African American	Female	29	20
Probable	Unknown	Black/African American	Female	Suppressed	0
Probable	0-9	Multiple Races	Female	10	0
Probable	10-19	Multiple Races	Female	14	0
Probable	20-29	Multiple Races	Female	39	0
Probable	30-39	Multiple Races	Female	19	0
Probable	40-49	Multiple Races	Female	46	0
Probable	50-59	Multiple Races	Female	51	0
Probable	60-69	Multiple Races	Female	34	0

Probable	70-79	Multiple Races	Female	9	0
Probable	80+	Multiple Races	Female	Suppressed	Suppressed
Probable	Unknown	Multiple Races	Female	Suppressed	0
Probable	0-9	Other	Female	18	0
Probable	10-19	Other	Female	29	0
Probable	20-29	Other	Female	30	0
Probable	30-39	Other	Female	36	0
Probable	40-49	Other	Female	28	0
Probable	50-59	Other	Female	21	Suppressed
Probable	60-69	Other	Female	14	Suppressed
Probable	70-79	Other	Female	8	0
Probable	80+	Other	Female	Suppressed	0
Probable	Unknown	Other	Female	Suppressed	0
Probable	0-9	Unknown	Female	33	0
Probable	10-19	Unknown	Female	109	0
Probable	20-29	Unknown	Female	306	0
Probable	30-39	Unknown	Female	272	0
Probable	40-49	Unknown	Female	356	0
Probable	50-59	Unknown	Female	393	0
Probable	60-69	Unknown	Female	320	Suppressed
Probable	70-79	Unknown	Female	134	0
Probable	80+	Unknown	Female	69	Suppressed
Probable	Unknown	Unknown	Female	23	0
Probable	0-9	White	Female	104	0
Probable	10-19	White	Female	171	0
Probable	20-29	White	Female	309	0
Probable	30-39	White	Female	259	0
Probable	40-49	White	Female	295	Suppressed
Probable	50-59	White	Female	348	Suppressed
Probable	60-69	White	Female	228	15
Probable	70-79	White	Female	124	16
Probable	80+	White	Female	93	43
Probable	Unknown	White	Female	25	0
Probable	0-9	American Indian/Alaska Native	Male	0	0
Probable	10-19	American Indian/Alaska Native	Male	0	0
Probable	20-29	American Indian/Alaska Native	Male	Suppressed	0
Probable	30-39	American Indian/Alaska Native	Male	0	0
Probable	40-49	American Indian/Alaska Native	Male	Suppressed	0
Probable	50-59	American Indian/Alaska Native	Male	Suppressed	0
Probable	60-69	American Indian/Alaska Native	Male	Suppressed	0
Probable	70-79	American Indian/Alaska Native	Male	0	0
Probable	80+	American Indian/Alaska Native	Male	Suppressed	Suppressed
Probable	Unknown	American Indian/Alaska Native	Male	0	0
Probable	0-9	Asian/Pacific Islander	Male	11	0
Probable	10-19	Asian/Pacific Islander	Male	Suppressed	0
Probable	20-29	Asian/Pacific Islander	Male	14	0
Probable	30-39	Asian/Pacific Islander	Male	17	0
Probable	40-49	Asian/Pacific Islander	Male	Suppressed	0
Probable	50-59	Asian/Pacific Islander	Male	7	0
Probable	60-69	Asian/Pacific Islander	Male	Suppressed	0

Probable	70-79	Asian/Pacific Islander	Male	Suppressed	0
Probable	80+	Asian/Pacific Islander	Male	0	0
Probable	Unknown	Asian/Pacific Islander	Male	0	0
Probable	0-9	Black/African American	Male	30	0
Probable	10-19	Black/African American	Male	25	0
Probable	20-29	Black/African American	Male	54	0
Probable	30-39	Black/African American	Male	49	0
Probable	40-49	Black/African American	Male	53	7
Probable	50-59	Black/African American	Male	83	6
Probable	60-69	Black/African American	Male	79	16
Probable	70-79	Black/African American	Male	41	21
Probable	80+	Black/African American	Male	17	13
Probable	Unknown	Black/African American	Male	Suppressed	0
Probable	0-9	Multiple Races	Male	12	0
Probable	10-19	Multiple Races	Male	18	0
Probable	20-29	Multiple Races	Male	23	0
Probable	30-39	Multiple Races	Male	29	0
Probable	40-49	Multiple Races	Male	38	0
Probable	50-59	Multiple Races	Male	30	0
Probable	60-69	Multiple Races	Male	18	0
Probable	70-79	Multiple Races	Male	10	0
Probable	80+	Multiple Races	Male	Suppressed	Suppressed
Probable	Unknown	Multiple Races	Male	Suppressed	0
Probable	0-9	Other	Male	17	0
Probable	10-19	Other	Male	27	0
Probable	20-29	Other	Male	37	0
Probable	30-39	Other	Male	26	0
Probable	40-49	Other	Male	19	0
Probable	50-59	Other	Male	15	0
Probable	60-69	Other	Male	14	Suppressed
Probable	70-79	Other	Male	7	Suppressed
Probable	80+	Other	Male	Suppressed	0
Probable	Unknown	Other	Male	Suppressed	0
Probable	0-9	Unknown	Male	34	0
Probable	10-19	Unknown	Male	112	0
Probable	20-29	Unknown	Male	218	Suppressed
Probable	30-39	Unknown	Male	245	Suppressed
Probable	40-49	Unknown	Male	251	Suppressed
Probable	50-59	Unknown	Male	283	0
Probable	60-69	Unknown	Male	220	Suppressed
Probable	70-79	Unknown	Male	90	Suppressed
Probable	80+	Unknown	Male	39	Suppressed
Probable	Unknown	Unknown	Male	22	0
Probable	0-9	White	Male	117	0
Probable	10-19	White	Male	175	0
Probable	20-29	White	Male	242	Suppressed
Probable	30-39	White	Male	196	Suppressed
Probable	40-49	White	Male	202	Suppressed
Probable	50-59	White	Male	259	Suppressed
Probable	60-69	White	Male	192	12

Probable	70-79	White	Male	78	10
Probable	80+	White	Male	58	25
Probable	Unknown	White	Male	13	0
Probable	0-9	American Indian/Alaska Native	Unknown	0	0
Probable	10-19	American Indian/Alaska Native	Unknown	0	0
Probable	20-29	American Indian/Alaska Native	Unknown	Suppressed	0
Probable	30-39	American Indian/Alaska Native	Unknown	0	0
Probable	40-49	American Indian/Alaska Native	Unknown	0	0
Probable	50-59	American Indian/Alaska Native	Unknown	0	0
Probable	60-69	American Indian/Alaska Native	Unknown	0	0
Probable	70-79	American Indian/Alaska Native	Unknown	0	0
Probable	80+	American Indian/Alaska Native	Unknown	0	0
Probable	Unknown	American Indian/Alaska Native	Unknown	0	0
Probable	0-9	Asian/Pacific Islander	Unknown	0	0
Probable	10-19	Asian/Pacific Islander	Unknown	0	0
Probable	20-29	Asian/Pacific Islander	Unknown	0	0
Probable	30-39	Asian/Pacific Islander	Unknown	0	0
Probable	40-49	Asian/Pacific Islander	Unknown	0	0
Probable	50-59	Asian/Pacific Islander	Unknown	0	0
Probable	60-69	Asian/Pacific Islander	Unknown	0	0
Probable	70-79	Asian/Pacific Islander	Unknown	0	0
Probable	80+	Asian/Pacific Islander	Unknown	0	0
Probable	Unknown	Asian/Pacific Islander	Unknown	0	0
Probable	0-9	Black/African American	Unknown	0	0
Probable	10-19	Black/African American	Unknown	0	0
Probable	20-29	Black/African American	Unknown	0	0
Probable	30-39	Black/African American	Unknown	0	0
Probable	40-49	Black/African American	Unknown	0	0
Probable	50-59	Black/African American	Unknown	0	0
Probable	60-69	Black/African American	Unknown	Suppressed	0
Probable	70-79	Black/African American	Unknown	0	0
Probable	80+	Black/African American	Unknown	0	0
Probable	Unknown	Black/African American	Unknown	Suppressed	0
Probable	0-9	Multiple Races	Unknown	0	0
Probable	10-19	Multiple Races	Unknown	0	0
Probable	20-29	Multiple Races	Unknown	Suppressed	0
Probable	30-39	Multiple Races	Unknown	Suppressed	0
Probable	40-49	Multiple Races	Unknown	Suppressed	0
Probable	50-59	Multiple Races	Unknown	Suppressed	0
Probable	60-69	Multiple Races	Unknown	Suppressed	0
Probable	70-79	Multiple Races	Unknown	0	0
Probable	80+	Multiple Races	Unknown	0	0
Probable	Unknown	Multiple Races	Unknown	0	0
Probable	0-9	Other	Unknown	0	0
Probable	10-19	Other	Unknown	0	0
Probable	20-29	Other	Unknown	0	0
Probable	30-39	Other	Unknown	0	0
Probable	40-49	Other	Unknown	0	0
Probable	50-59	Other	Unknown	0	0
Probable	60-69	Other	Unknown	0	0

Probable	70-79	Other	Unknown	0	0
Probable	80+	Other	Unknown	0	0
Probable	Unknown	Other	Unknown	0	0
Probable	0-9	Unknown	Unknown	Suppressed	0
Probable	10-19	Unknown	Unknown	Suppressed	0
Probable	20-29	Unknown	Unknown	6	0
Probable	30-39	Unknown	Unknown	8	0
Probable	40-49	Unknown	Unknown	6	0
Probable	50-59	Unknown	Unknown	7	0
Probable	60-69	Unknown	Unknown	9	0
Probable	70-79	Unknown	Unknown	Suppressed	0
Probable	80+	Unknown	Unknown	Suppressed	0
Probable	Unknown	Unknown	Unknown	219	0
Probable	0-9	White	Unknown	Suppressed	0
Probable	10-19	White	Unknown	0	0
Probable	20-29	White	Unknown	Suppressed	0
Probable	30-39	White	Unknown	Suppressed	0
Probable	40-49	White	Unknown	Suppressed	0
Probable	50-59	White	Unknown	Suppressed	0
Probable	60-69	White	Unknown	0	0
Probable	70-79	White	Unknown	0	0
Probable	80+	White	Unknown	0	0
Probable	Unknown	White	Unknown	Suppressed	0

PUBLIC USE DATASETS

COVID-19 Tests by County

README

Data includes tests by type (diagnostic, serology or total combined) by county.

Diagnostic tests are used to find current infection and look for genes or proteins from the severe acute respiratory syndrome coronavirus 2 (SARS-CoV-2), the virus that causes COVID-19. These tests, which are performed as nasal swabs, include: Nucleic acid amplification test/real-time polymerase chain reaction (NAAT/RT-PCR) test and rapid virus antigen detection point of care (POC) tests.

Serology tests are used to look for the possibility of previous infection. Serology tests look for antibodies to SARS-CoV-2 in the blood. There are currently two types of serology tests: the enzyme-linked immunosorbent assay (ELISA) test and the rapid antibody detection POC test. Serology tests do not diagnose disease and do not guarantee immunity, but might provide information about previous infection.

Correctional includes state and federal prisons and county and city detection facilities.

Testing data represents total tests performed, not individuals tested. A single individual may have more than one test completed.

COVID-19 TESTS BY COUNTY 2020-08-10

Updated	COUNTY	TestType	Count	RatePerMillion
2020/08/10 13:21:16	Alcona	Diagnostic	1265	121576
2020/08/10 13:21:16	Alcona	Serology	38	3652
2020/08/10 13:21:16	Alcona	Total	1303	125228
2020/08/10 13:21:16	Alger	Diagnostic	642	70487
2020/08/10 13:21:16	Alger	Serology	59	6478
2020/08/10 13:21:16	Alger	Total	701	76965
2020/08/10 13:21:16	Allegan	Diagnostic	19270	163193
2020/08/10 13:21:16	Allegan	Serology	625	5293
2020/08/10 13:21:16	Allegan	Total	19895	168486
2020/08/10 13:21:16	Alpena	Serology	112	3943
2020/08/10 13:21:16	Alpena	Diagnostic	1663	58546
2020/08/10 13:21:16	Alpena	Total	1775	62489
2020/08/10 13:21:16	Antrim	Diagnostic	2877	123349
2020/08/10 13:21:16	Antrim	Serology	69	2958
2020/08/10 13:21:16	Antrim	Total	2946	126308
2020/08/10 13:21:16	Arenac	Diagnostic	2427	163072
2020/08/10 13:21:16	Arenac	Serology	105	7055
2020/08/10 13:21:16	Arenac	Total	2532	170127
2020/08/10 13:21:16	Baraga	Diagnostic	1282	156170
2020/08/10 13:21:16	Baraga	Serology	20	2436
2020/08/10 13:21:16	Baraga	Total	1302	158606
2020/08/10 13:21:16	Barry	Diagnostic	9459	153680
2020/08/10 13:21:16	Barry	Serology	456	7409
2020/08/10 13:21:16	Barry	Total	9915	161089
2020/08/10 13:21:16	Bay	Diagnostic	19556	189632
2020/08/10 13:21:16	Bay	Serology	1089	10560
2020/08/10 13:21:16	Bay	Total	20645	200192
2020/08/10 13:21:16	Benzie	Diagnostic	2229	125464
2020/08/10 13:21:16	Benzie	Serology	43	2420
2020/08/10 13:21:16	Benzie	Total	2272	127885
2020/08/10 13:21:16	Berrien	Serology	1556	10143
2020/08/10 13:21:16	Berrien	Diagnostic	40474	263844
2020/08/10 13:21:16	Berrien	Total	42030	273988
2020/08/10 13:21:16	Branch	Diagnostic	4718	108417
2020/08/10 13:21:16	Branch	Serology	127	2918
2020/08/10 13:21:16	Branch	Total	4845	111336
2020/08/10 13:21:16	Calhoun	Diagnostic	27558	205413
2020/08/10 13:21:16	Calhoun	Serology	596	4442
2020/08/10 13:21:16	Calhoun	Total	28154	209855
2020/08/10 13:21:16	Cass	Serology	187	3611
2020/08/10 13:21:16	Cass	Diagnostic	6011	116072
2020/08/10 13:21:16	Cass	Total	6198	119683
2020/08/10 13:21:16	Charlevoix	Diagnostic	3682	140841
2020/08/10 13:21:16	Charlevoix	Serology	303	11590
2020/08/10 13:21:16	Charlevoix	Total	3985	152431
2020/08/10 13:21:16	Cheboygan	Diagnostic	2022	79997
2020/08/10 13:21:16	Cheboygan	Serology	162	6409

2020/08/10 13:21:16	Cheboygan	Total	2184	86406
2020/08/10 13:21:16	Chippewa	Serology	78	2088
2020/08/10 13:21:16	Chippewa	Diagnostic	3325	89025
2020/08/10 13:21:16	Chippewa	Total	3403	91114
2020/08/10 13:21:16	Clare	Diagnostic	3114	100614
2020/08/10 13:21:16	Clare	Serology	192	6204
2020/08/10 13:21:16	Clare	Total	3306	106817
2020/08/10 13:21:16	Clinton	Diagnostic	11441	143740
2020/08/10 13:21:16	Clinton	Serology	2220	27891
2020/08/10 13:21:16	Clinton	Total	13661	171631
2020/08/10 13:21:16	Correctional	Serology	8622	
2020/08/10 13:21:16	Correctional	Diagnostic	61048	
2020/08/10 13:21:16	Correctional	Total	69670	
2020/08/10 13:21:16	Crawford	Diagnostic	1679	119681
2020/08/10 13:21:16	Crawford	Serology	47	3350
2020/08/10 13:21:16	Crawford	Total	1726	123031
2020/08/10 13:21:16	Delta	Diagnostic	5422	151520
2020/08/10 13:21:16	Delta	Serology	202	5645
2020/08/10 13:21:16	Delta	Total	5624	157165
2020/08/10 13:21:16	Detroit City	Serology	11277	17354
2020/08/10 13:21:16	Detroit City	Diagnostic	183178	281897
2020/08/10 13:21:16	Detroit City	Total	194455	299252
2020/08/10 13:21:16	Dickinson	Diagnostic	2408	95408
2020/08/10 13:21:16	Dickinson	Serology	63	2496
2020/08/10 13:21:16	Dickinson	Total	2471	97904
2020/08/10 13:21:16	Eaton	Serology	3371	30571
2020/08/10 13:21:16	Eaton	Diagnostic	24156	219066
2020/08/10 13:21:16	Eaton	Total	27527	249637
2020/08/10 13:21:16	Emmet	Serology	707	21158
2020/08/10 13:21:16	Emmet	Diagnostic	4330	129583
2020/08/10 13:21:16	Emmet	Total	5037	150741
2020/08/10 13:21:16	Genesee	Diagnostic	58112	143199
2020/08/10 13:21:16	Genesee	Serology	9045	22289
2020/08/10 13:21:16	Genesee	Total	67157	165488
2020/08/10 13:21:16	Gladwin	Diagnostic	3348	131557
2020/08/10 13:21:16	Gladwin	Serology	115	4519
2020/08/10 13:21:16	Gladwin	Total	3463	136076
2020/08/10 13:21:16	Gogebic	Diagnostic	3663	262111
2020/08/10 13:21:16	Gogebic	Serology	31	2218
2020/08/10 13:21:16	Gogebic	Total	3694	264329
2020/08/10 13:21:16	Grand Traverse	Diagnostic	13800	148247
2020/08/10 13:21:16	Grand Traverse	Serology	363	3900
2020/08/10 13:21:16	Grand Traverse	Total	14163	152146
2020/08/10 13:21:16	Gratiot	Diagnostic	7919	194517
2020/08/10 13:21:16	Gratiot	Serology	314	7713
2020/08/10 13:21:16	Gratiot	Total	8233	202230
2020/08/10 13:21:16	Hillsdale	Diagnostic	6393	140182
2020/08/10 13:21:16	Hillsdale	Serology	197	4320
2020/08/10 13:21:16	Hillsdale	Total	6590	144502
2020/08/10 13:21:16	Houghton	Diagnostic	4608	129134

2020/08/10 13:21:16	Houghton	Serology	71	1990
2020/08/10 13:21:16	Houghton	Total	4679	131123
2020/08/10 13:21:16	Huron	Diagnostic	5465	176398
2020/08/10 13:21:16	Huron	Serology	217	7004
2020/08/10 13:21:16	Huron	Total	5682	183403
2020/08/10 13:21:16	Ingham	Diagnostic	67208	229845
2020/08/10 13:21:16	Ingham	Serology	11142	38105
2020/08/10 13:21:16	Ingham	Total	78350	267949
2020/08/10 13:21:16	Ionia	Diagnostic	11651	180086
2020/08/10 13:21:16	Ionia	Serology	866	13385
2020/08/10 13:21:16	Ionia	Total	12517	193471
2020/08/10 13:21:16	Iosco	Diagnostic	4388	174633
2020/08/10 13:21:16	Iosco	Serology	113	4497
2020/08/10 13:21:16	Iosco	Total	4501	179130
2020/08/10 13:21:16	Iron	Diagnostic	1991	179920
2020/08/10 13:21:16	Iron	Serology	16	1446
2020/08/10 13:21:16	Iron	Total	2007	181366
2020/08/10 13:21:16	Isabella	Serology	401	5739
2020/08/10 13:21:16	Isabella	Diagnostic	6853	98079
2020/08/10 13:21:16	Isabella	Total	7254	103818
2020/08/10 13:21:16	Jackson	Diagnostic	35205	222100
2020/08/10 13:21:16	Jackson	Serology	1180	7444
2020/08/10 13:21:16	Jackson	Total	36385	229544
2020/08/10 13:21:16	Kalamazoo	Serology	2026	7643
2020/08/10 13:21:16	Kalamazoo	Diagnostic	46130	174032
2020/08/10 13:21:16	Kalamazoo	Total	48156	181676
2020/08/10 13:21:16	Kalkaska	Diagnostic	3148	174520
2020/08/10 13:21:16	Kalkaska	Serology	26	1441
2020/08/10 13:21:16	Kalkaska	Total	3174	175962
2020/08/10 13:21:16	Kent	Serology	10541	16045
2020/08/10 13:21:16	Kent	Diagnostic	149782	227994
2020/08/10 13:21:16	Kent	Total	160323	244040
2020/08/10 13:21:16	Keweenaw	Diagnostic	297	140359
2020/08/10 13:21:16	Keweenaw	Serology	9	4253
2020/08/10 13:21:16	Keweenaw	Total	306	144612
2020/08/10 13:21:16	Lake	Diagnostic	2267	191260
2020/08/10 13:21:16	Lake	Serology	81	6834
2020/08/10 13:21:16	Lake	Total	2348	198093
2020/08/10 13:21:16	Lapeer	Serology	1354	15455
2020/08/10 13:21:16	Lapeer	Diagnostic	9705	110779
2020/08/10 13:21:16	Lapeer	Total	11059	126234
2020/08/10 13:21:16	Leelanau	Diagnostic	2209	101512
2020/08/10 13:21:16	Leelanau	Serology	76	3492
2020/08/10 13:21:16	Leelanau	Total	2285	105004
2020/08/10 13:21:16	Lenawee	Serology	620	6298
2020/08/10 13:21:16	Lenawee	Diagnostic	12843	130451
2020/08/10 13:21:16	Lenawee	Total	13463	136748
2020/08/10 13:21:16	Livingston	Diagnostic	32034	166848
2020/08/10 13:21:16	Livingston	Serology	3731	19433
2020/08/10 13:21:16	Livingston	Total	35765	186281

2020/08/10 13:21:16	Luce	Diagnostic	407	65340
2020/08/10 13:21:16	Luce	Serology	14	2248
2020/08/10 13:21:16	Luce	Total	421	67587
2020/08/10 13:21:16	Mackinac	Diagnostic	1054	97602
2020/08/10 13:21:16	Mackinac	Serology	38	3519
2020/08/10 13:21:16	Mackinac	Total	1092	101120
2020/08/10 13:21:16	Macomb	Serology	23674	27088
2020/08/10 13:21:16	Macomb	Diagnostic	145396	166362
2020/08/10 13:21:16	Macomb	Total	169070	193450
2020/08/10 13:21:16	Manistee	Serology	106	4316
2020/08/10 13:21:16	Manistee	Diagnostic	2547	103714
2020/08/10 13:21:16	Manistee	Total	2653	108030
2020/08/10 13:21:16	Marquette	Serology	696	10435
2020/08/10 13:21:16	Marquette	Diagnostic	16031	240348
2020/08/10 13:21:16	Marquette	Total	16727	250783
2020/08/10 13:21:16	Mason	Diagnostic	6180	212051
2020/08/10 13:21:16	Mason	Serology	209	7171
2020/08/10 13:21:16	Mason	Total	6389	219222
2020/08/10 13:21:16	Mecosta	Diagnostic	6734	154972
2020/08/10 13:21:16	Mecosta	Serology	249	5730
2020/08/10 13:21:16	Mecosta	Total	6983	160702
2020/08/10 13:21:16	Menominee	Serology	36	1580
2020/08/10 13:21:16	Menominee	Diagnostic	1942	85250
2020/08/10 13:21:16	Menominee	Total	1978	86831
2020/08/10 13:21:16	Midland	Diagnostic	8899	107016
2020/08/10 13:21:16	Midland	Serology	691	8310
2020/08/10 13:21:16	Midland	Total	9590	115325
2020/08/10 13:21:16	Missaukee	Diagnostic	1839	121643
2020/08/10 13:21:16	Missaukee	Serology	61	4035
2020/08/10 13:21:16	Missaukee	Total	1900	125678
2020/08/10 13:21:16	Monroe	Serology	2193	14571
2020/08/10 13:21:16	Monroe	Diagnostic	19883	132113
2020/08/10 13:21:16	Monroe	Total	22076	146684
2020/08/10 13:21:16	Montcalm	Diagnostic	12039	188439
2020/08/10 13:21:16	Montcalm	Serology	658	10299
2020/08/10 13:21:16	Montcalm	Total	12697	198738
2020/08/10 13:21:16	Montmorency	Diagnostic	833	89301
2020/08/10 13:21:16	Montmorency	Serology	73	7826
2020/08/10 13:21:16	Montmorency	Total	906	97127
2020/08/10 13:21:16	Muskegon	Serology	899	5180
2020/08/10 13:21:16	Muskegon	Diagnostic	41602	239690
2020/08/10 13:21:16	Muskegon	Total	42501	244869
2020/08/10 13:21:16	Newaygo	Diagnostic	8938	182483
2020/08/10 13:21:16	Newaygo	Serology	395	8065
2020/08/10 13:21:16	Newaygo	Total	9333	190547
2020/08/10 13:21:16	Oakland	Diagnostic	218114	173439
2020/08/10 13:21:16	Oakland	Serology	51734	41138
2020/08/10 13:21:16	Oakland	Total	269848	214577
2020/08/10 13:21:16	Oceana	Diagnostic	7506	283598
2020/08/10 13:21:16	Oceana	Serology	198	7481

2020/08/10 13:21:16	Oceana	Total	7704	291079
2020/08/10 13:21:16	Ogemaw	Diagnostic	2330	110968
2020/08/10 13:21:16	Ogemaw	Serology	75	3572
2020/08/10 13:21:16	Ogemaw	Total	2405	114540
2020/08/10 13:21:16	Ontonagon	Diagnostic	1282	224126
2020/08/10 13:21:16	Ontonagon	Serology	11	1923
2020/08/10 13:21:16	Ontonagon	Total	1293	226049
2020/08/10 13:21:16	Osceola	Serology	121	5158
2020/08/10 13:21:16	Osceola	Diagnostic	4990	212702
2020/08/10 13:21:16	Osceola	Total	5111	217860
2020/08/10 13:21:16	Oscoda	Diagnostic	789	95741
2020/08/10 13:21:16	Oscoda	Serology	14	1699
2020/08/10 13:21:16	Oscoda	Total	803	97440
2020/08/10 13:21:16	Otsego	Diagnostic	2261	91657
2020/08/10 13:21:16	Otsego	Serology	219	8878
2020/08/10 13:21:16	Otsego	Total	2480	100535
2020/08/10 13:21:16	Ottawa	Diagnostic	59810	204948
2020/08/10 13:21:16	Ottawa	Serology	3086	10575
2020/08/10 13:21:16	Ottawa	Total	62896	215523
2020/08/10 13:21:16	Presque Isle	Diagnostic	999	79336
2020/08/10 13:21:16	Presque Isle	Serology	101	8021
2020/08/10 13:21:16	Presque Isle	Total	1100	87357
2020/08/10 13:21:16	Roscommon	Diagnostic	3104	129231
2020/08/10 13:21:16	Roscommon	Serology	230	9576
2020/08/10 13:21:16	Roscommon	Total	3334	138807
2020/08/10 13:21:16	Saginaw	Serology	1041	5463
2020/08/10 13:21:16	Saginaw	Diagnostic	44942	235868
2020/08/10 13:21:16	Saginaw	Total	45983	241331
2020/08/10 13:21:16	Sanilac	Diagnostic	6690	162497
2020/08/10 13:21:16	Sanilac	Serology	390	9473
2020/08/10 13:21:16	Sanilac	Total	7080	171970
2020/08/10 13:21:16	Schoolcraft	Diagnostic	644	79565
2020/08/10 13:21:16	Schoolcraft	Serology	30	3706
2020/08/10 13:21:16	Schoolcraft	Total	674	83272
2020/08/10 13:21:16	Shiawassee	Diagnostic	9492	139338
2020/08/10 13:21:16	Shiawassee	Serology	1223	17953
2020/08/10 13:21:16	Shiawassee	Total	10715	157291
2020/08/10 13:21:16	St Clair	Diagnostic	20207	126986
2020/08/10 13:21:16	St Clair	Serology	3460	21744
2020/08/10 13:21:16	St Clair	Total	23667	148729
2020/08/10 13:21:16	St Joseph	Diagnostic	10387	170379
2020/08/10 13:21:16	St Joseph	Serology	468	7677
2020/08/10 13:21:16	St Joseph	Total	10855	178056
2020/08/10 13:21:16	Tuscola	Diagnostic	11685	223658
2020/08/10 13:21:16	Tuscola	Serology	443	8479
2020/08/10 13:21:16	Tuscola	Total	12128	232137
2020/08/10 13:21:16	Unknown	Diagnostic	193682	
2020/08/10 13:21:16	Unknown	Serology	18876	
2020/08/10 13:21:16	Unknown	Total	212558	
2020/08/10 13:21:16	Van Buren	Diagnostic	15637	206628

2020/08/10 13:21:16	Van Buren	Serology	429	5669
2020/08/10 13:21:16	Van Buren	Total	16066	212297
2020/08/10 13:21:16	Washtenaw	Diagnostic	80255	218321
2020/08/10 13:21:16	Washtenaw	Serology	7981	21711
2020/08/10 13:21:16	Washtenaw	Total	88236	240032
2020/08/10 13:21:16	Wayne	Serology	33942	30750
2020/08/10 13:21:16	Wayne	Diagnostic	240404	217794
2020/08/10 13:21:16	Wayne	Total	274346	248544
2020/08/10 13:21:16	Wexford	Diagnostic	4997	148583
2020/08/10 13:21:16	Wexford	Serology	105	3122
2020/08/10 13:21:16	Wexford	Total	5102	151705

PUBLIC USE DATASETS

Diagnostic Tests by Result and County

README

Data include diagnostic tests for COVID-19 by date and county.

Diagnostic tests are used to find current infection and look for genes or proteins from the severe acute respiratory syndrome coronavirus 2 (SARS-CoV-2), the virus that causes COVID-19. These tests, which are performed as nasal swabs, include: Nucleic acid amplification test/real-time polymerase chain reaction (NAAT/RT-PCR) test and rapid virus antigen detection point of care (POC) tests.

Correctional includes state and federal prisons and county and city detention facilities.

Testing data represents total tests performed, not individuals tested. A single individual may have more than one test completed.

The total number of positive tests may exceed the number of confirmed cases due to 1) a single individual may have more than one test performed; 2) MDHHS may receive data on positive tests in advance of a local health department classifying an individual as a confirmed or probable case, and 3) although efforts have been made to deduplicate testing data, some duplication may occur.

DIAGNOSTIC TESTS BY RESULT AND COUNTY 2020-08-10

MessageDate	COUNTY	Negative	Positive	Total
8/9/2020	Alcona	23	1	24
8/9/2020	Alger	2	0	2
8/9/2020	Allegan	184	3	187
8/9/2020	Alpena	7	0	7
8/9/2020	Antrim	96	0	96
8/9/2020	Arenac	45	1	46
8/9/2020	Baraga	2	0	2
8/9/2020	Barry	70	3	73
8/9/2020	Bay	429	9	438
8/9/2020	Benzie	49	0	49
8/9/2020	Berrien	531	10	541
8/9/2020	Branch	60	0	60
8/9/2020	Calhoun	250	4	254
8/9/2020	Cass	53	3	56
8/9/2020	Charlevoix	69	1	70
8/9/2020	Cheboygan	22	0	22
8/9/2020	Chippewa	21	0	21
8/9/2020	Clare	27	0	27
8/9/2020	Clinton	84	0	84
8/9/2020	Correctional	164	27	191
8/9/2020	Crawford	79	2	81
8/9/2020	Delta	61	1	62
8/9/2020	Detroit City	927	36	963
8/9/2020	Dickinson	36	1	37
8/9/2020	Eaton	153	1	154
8/9/2020	Emmet	128	0	128
8/9/2020	Genesee	533	19	552
8/9/2020	Gladwin	22	0	22
8/9/2020	Gogebic	47	1	48
8/9/2020	Grand Traverse	236	3	239
8/9/2020	Gratiot	30	0	30
8/9/2020	Hillsdale	33	2	35
8/9/2020	Houghton	5	0	5
8/9/2020	Huron	69	3	72
8/9/2020	Ingham	592	14	606
8/9/2020	Ionia	77	1	78
8/9/2020	Iosco	57	4	61
8/9/2020	Iron	7	0	7
8/9/2020	Isabella	99	0	99
8/9/2020	Jackson	175	1	176
8/9/2020	Kalamazoo	459	11	470
8/9/2020	Kalkaska	169	0	169
8/9/2020	Kent	1885	27	1912
8/9/2020	Lake	13	0	13
8/9/2020	Lapeer	89	0	89
8/9/2020	Leelanau	33	0	33
8/9/2020	Lenawee	87	7	94

8/9/2020	Livingston	333	7	340
8/9/2020	Luce	7	0	7
8/9/2020	Mackinac	5	1	6
8/9/2020	Macomb	1317	148	1465
8/9/2020	Manistee	31	0	31
8/9/2020	Marquette	135	3	138
8/9/2020	Mason	75	1	76
8/9/2020	Mecosta	82	1	83
8/9/2020	Menominee	69	2	71
8/9/2020	Midland	34	3	37
8/9/2020	Missaukee	31	0	31
8/9/2020	Monroe	519	16	535
8/9/2020	Montcalm	126	1	127
8/9/2020	Montmorency	7	0	7
8/9/2020	Muskegon	599	12	611
8/9/2020	Newaygo	98	0	98
8/9/2020	Oakland	2079	89	2168
8/9/2020	Oceana	70	0	70
8/9/2020	Ogemaw	30	0	30
8/9/2020	Ontonagon	4	1	5
8/9/2020	Osceola	40	0	40
8/9/2020	Oscoda	6	0	6
8/9/2020	Otsego	33	1	34
8/9/2020	Ottawa	885	27	912
8/9/2020	Presque Isle	3	0	3
8/9/2020	Roscommon	116	2	118
8/9/2020	Saginaw	794	38	832
8/9/2020	Sanilac	77	10	87
8/9/2020	Schoolcraft	2	0	2
8/9/2020	Shiawassee	188	2	190
8/9/2020	St Clair	157	5	162
8/9/2020	St Joseph	66	2	68
8/9/2020	Tuscola	242	16	258
8/9/2020	Unknown	587	14	601
8/9/2020	Van Buren	206	11	217
8/9/2020	Washtenaw	1029	24	1053
8/9/2020	Wayne	2198	126	2324
8/9/2020	Wexford	122	0	122