



Western Michigan University
ScholarWorks at WMU

Cumulative Michigan COVID-19 Data

Michigan COVID-19 State Data

8-13-2020

2020-08-13_MichiganOverview_COVIDstats

Michigan Department of Health & Human Services

Follow this and additional works at: <https://scholarworks.wmich.edu/michigan-covid-data-state-cumulative>



Part of the Public Health Commons

WMU ScholarWorks Citation

Michigan Department of Health & Human Services, "2020-08-13_MichiganOverview_COVIDstats" (2020).
Cumulative Michigan COVID-19 Data. 163.

<https://scholarworks.wmich.edu/michigan-covid-data-state-cumulative/163>

This Website is brought to you for free and open access
by the Michigan COVID-19 State Data at ScholarWorks at
WMU. It has been accepted for inclusion in Cumulative
Michigan COVID-19 Data by an authorized administrator
of ScholarWorks at WMU. For more information, please
contact wmu-scholarworks@wmich.edu.



Coronavirus

CORONAVIRUS / MICHIGAN DATA

Michigan Data



DATA ABOUT PLACES

LONG TERM CARE FACILITIES

CORONAVIRUS SYMPTOMS

CUMULATIVE RECOVERED



Note on deaths (8/13/20): Regular reviews of death certificate data maintained in Vital Records reporting systems are conducted by MDHHS staff three times per week. As a part of this process, records that identify COVID-19 infection as a contributing factor to death are compared against all laboratory confirmed cases of COVID-19 in the Michigan Disease Surveillance System (MDSS). If a death certificate is matched to a confirmed COVID-19 case and that record in the MDSS does not indicate the individual died, the MDSS record is updated to indicate the death and the appropriate local health department is notified. These matched deaths are then included with mortality information posted to the Michigan Coronavirus website. As a result of the most recent assessment, today's data includes **9** additional deaths identified by this methodology.



CURRENT STATUS

DAILY CASES

CUMULATIVE TRENDS

DEMOGRAPHICS

TOTAL TESTING

DIAGNOSTIC TESTING

LEARN MORE

View Cases

View Deaths

View Table

COVID-19 Cases by County

Confirmed cases include individuals with a positive diagnostic test for COVID-19. Probable cases include individuals with COVID-19 symptoms and an epidemiologic link to confirmed COVID-19, but no diagnostic test.

Cases by County

Select Preparedness Region:

All

Select County:

All

This report is provisional and subject to change. City of Detroit and Wayne County are reported separately. MDHHS began tracking probable cases April 5, 2020. FCI indicates federal correctional institute. MDOC indicates Michigan Department of Corrections. Diagnostic tests, including nucleic acid amplification/real-time polymerase chain reaction (NAAT/RT-PCR) and rapid virus antigen detection point of care (POC) tests, look for current infection. Serology (antibody) tests are used to look for the possibility of previous infection.

Source: Michigan Disease Surveillance System (MDSS) and Vital Records.

3-29

30-223

224-1872

1873-16082

16083+

Michigan

Thursday, August 13, 2020

Michigan (Statewide) Case Fatality Rate

7.0%

Current Totals

Case Status	Cases	Deaths
Confirmed	90,392	6,289
Probable	9,464	266
Total	99,856	6,555

Laboratory Testing

Test Type	Tests Performed
Diagnostic	2,249,441
Serology	233,568
Total	2,483,009

Microsoft Power BI

< 1 of 7 >

Q

X

Cases by Hispanic/Latino Ethnicity

Hispanic/Latino Ethnicity	Percentage of Overall Cases by Ethnicity	Percentage of Deceased Cases by Ethnicity
Hispanic/Latino	8%	2%
Non-Hispanic Latino	65%	83%
Unknown	27%	15%

Totals may not add to 100% due to rounding

https://www.michigan.gov/coronavirus/0,9753,7-406-98163_98173---,00.html

2/3

Cases by Arab Ethnicity

Arab Ethnicity	Percentage of Overall Cases by Ethnicity	Percentage of Deceased Cases by Ethnicity
Arab	3%	1%
Non-Arab	47%	45%
Unknown	51%	54%

Totals may not add to 100% due to rounding

PUBLIC USE DATASETS 8/13/2020

(Downloadable .xlsx files)

Cases and Deaths by County

Cases by County by Date

Cases by Demographics Statewide

COVID-19 Tests by County

Diagnostic Tests by Result and County

Cumulative Total of Recovered COVID-19 Cases

Cumulative Total of Recovered COVID-19 Cases (as of 08/07/2020): **63,636**

Note on recovery: During this response, MDHHS is reviewing vital records statistics to identify any laboratory confirmed COVID-19 cases who are 30 days out from their onset of illness to represent recovery status. As the pandemic continues to impact Michigan, this pool will expand to include more cases. Recovered is defined as the number of persons with a confirmed COVID-19 diagnosis who are alive 30 days post-onset (or referral date if onset is not available). The number of persons recovered on August 7, 2020 represents COVID-19 confirmed individuals with an onset date on or prior to July 8, 2020. If an individual dies from a COVID-related cause >30 days from onset/referral, they are removed from the number of persons recovered. These numbers will be updated every Saturday.

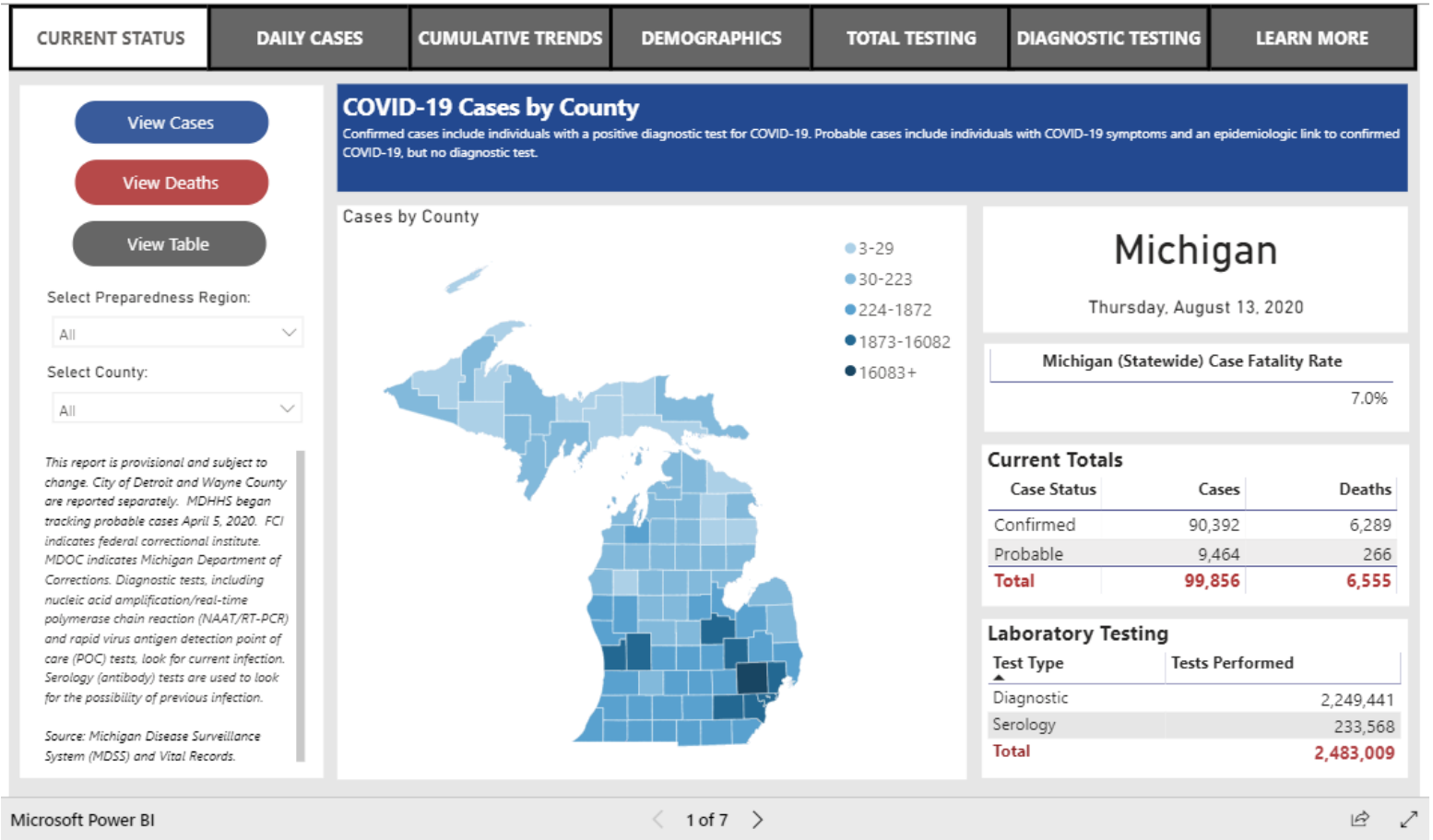
Source: Michigan Disease Surveillance System and Vital Records

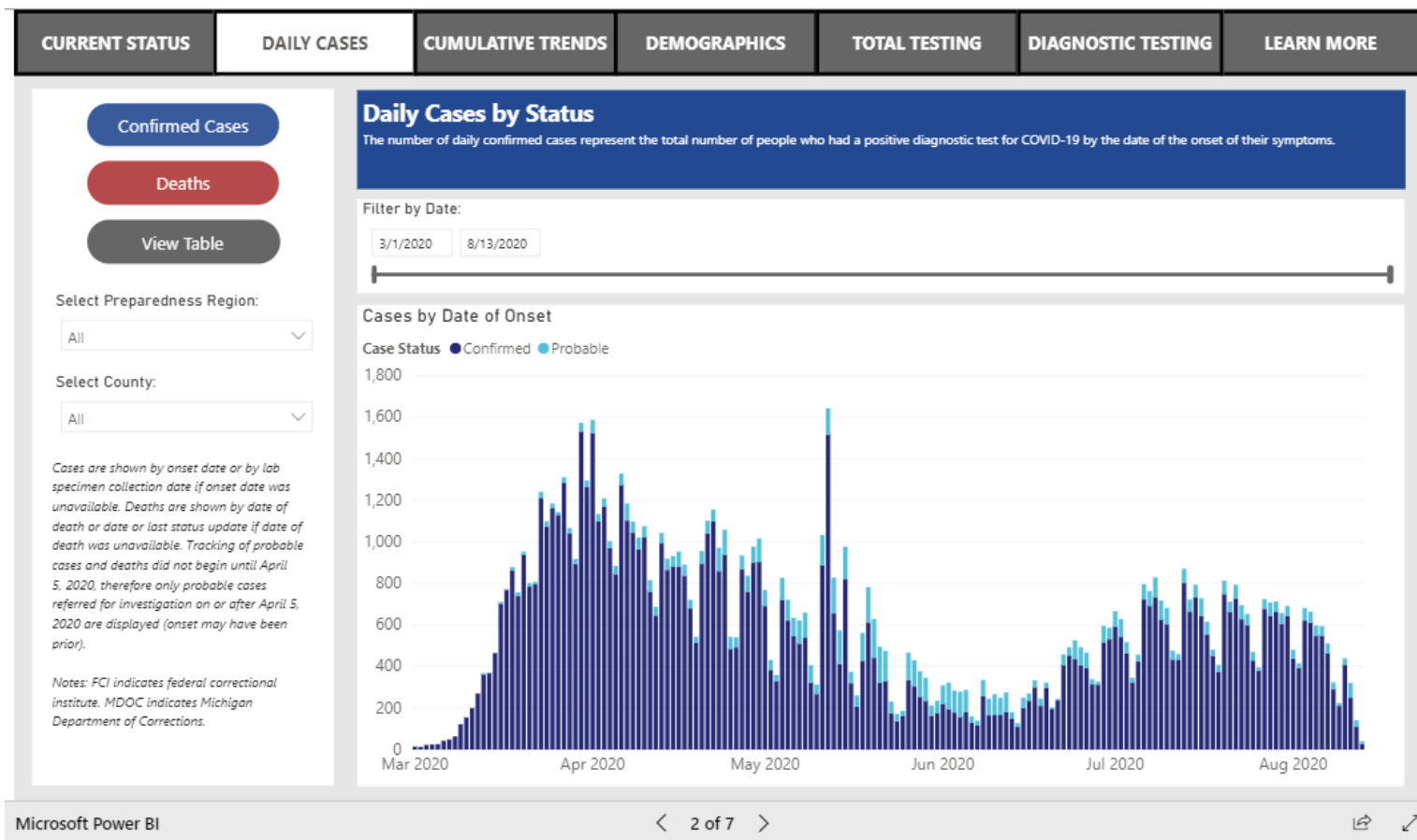


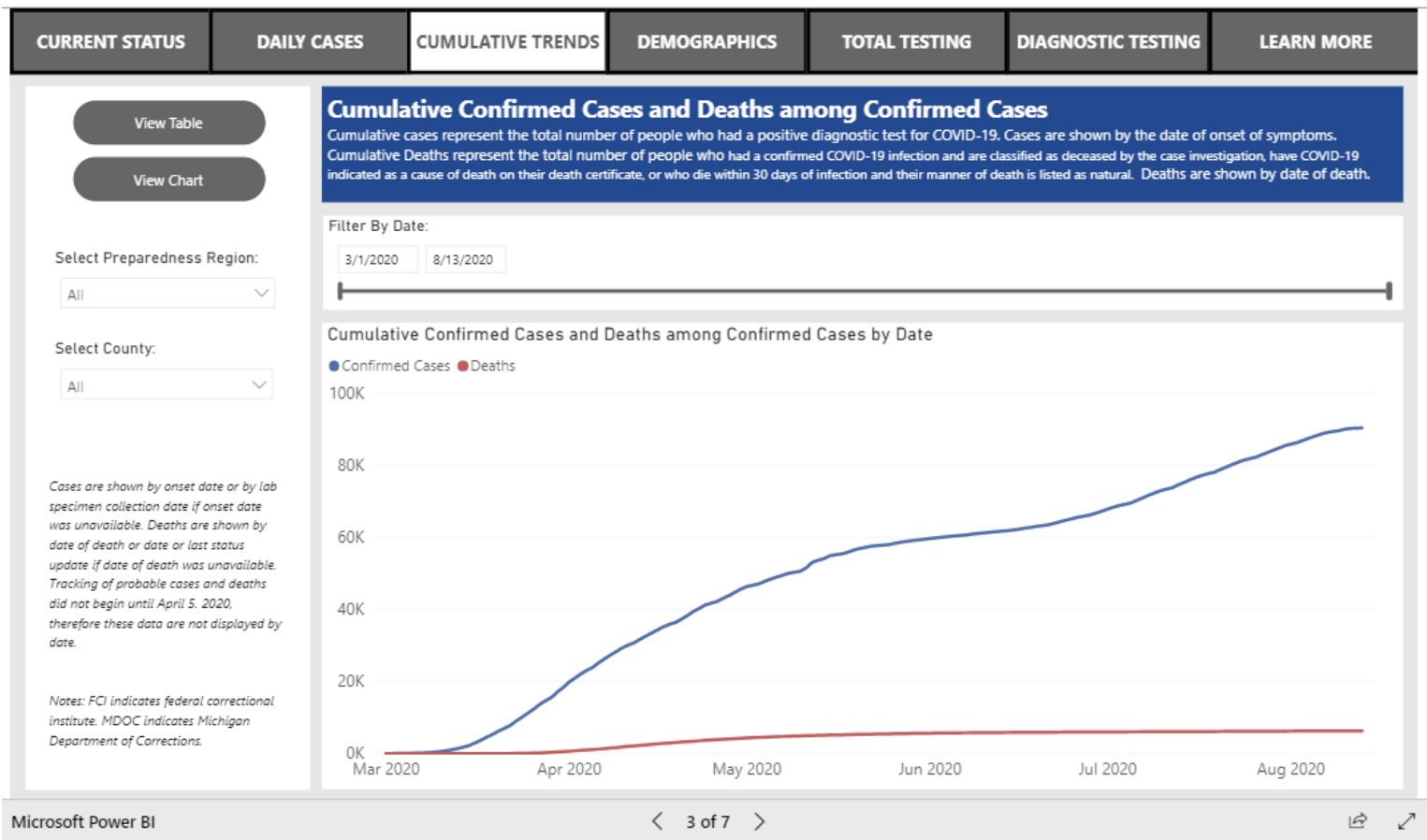
MICHIGAN.GOV HOME
ADA
MICHIGAN NEWS
POLICIES

COPYRIGHT 2020 STATE OF MICHIGAN









Microsoft Power BI

< 4 of 7 >

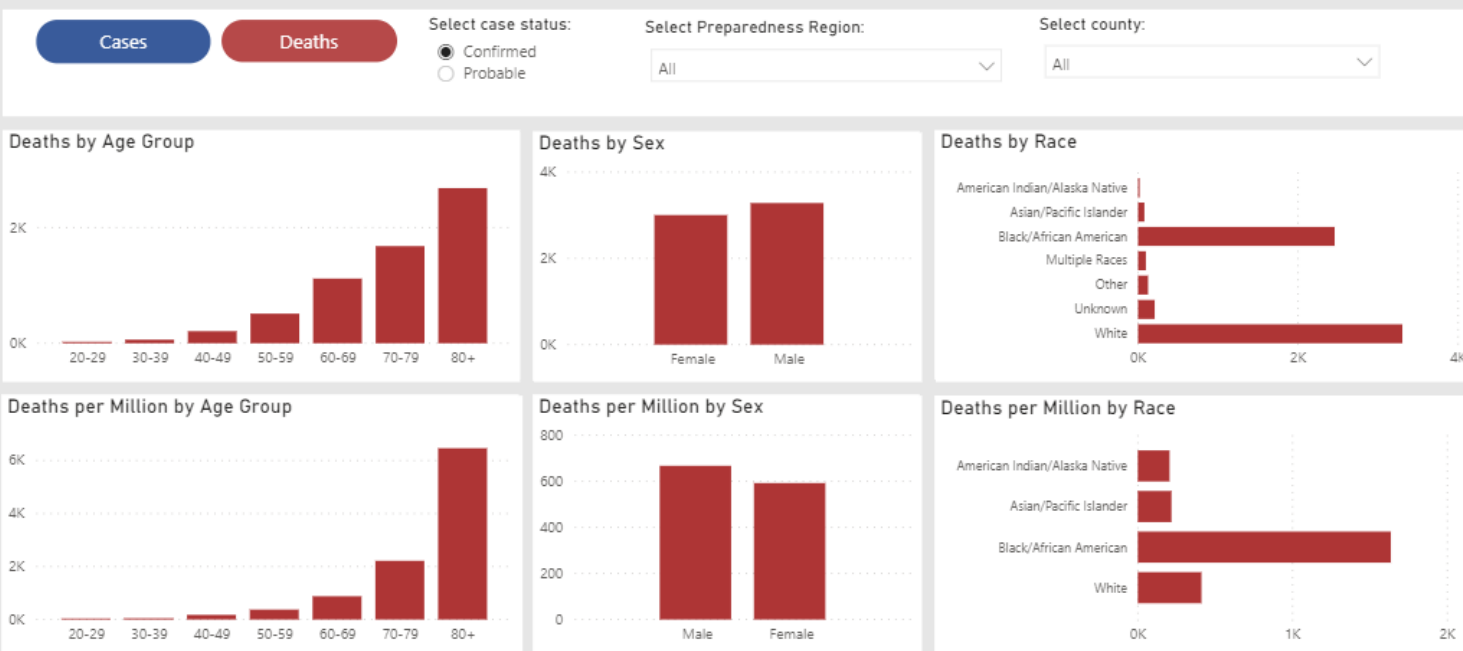
Cases by Demographic Characteristics

Data are suppressed when the number of cases is five or below to protect the confidentiality of individuals. The sum of the cases for individual categories may be fewer than the total number of cases due to data suppression. Rates are not calculated for multiple races, other, and unknown race categories due to the unavailability of an appropriate denominator.



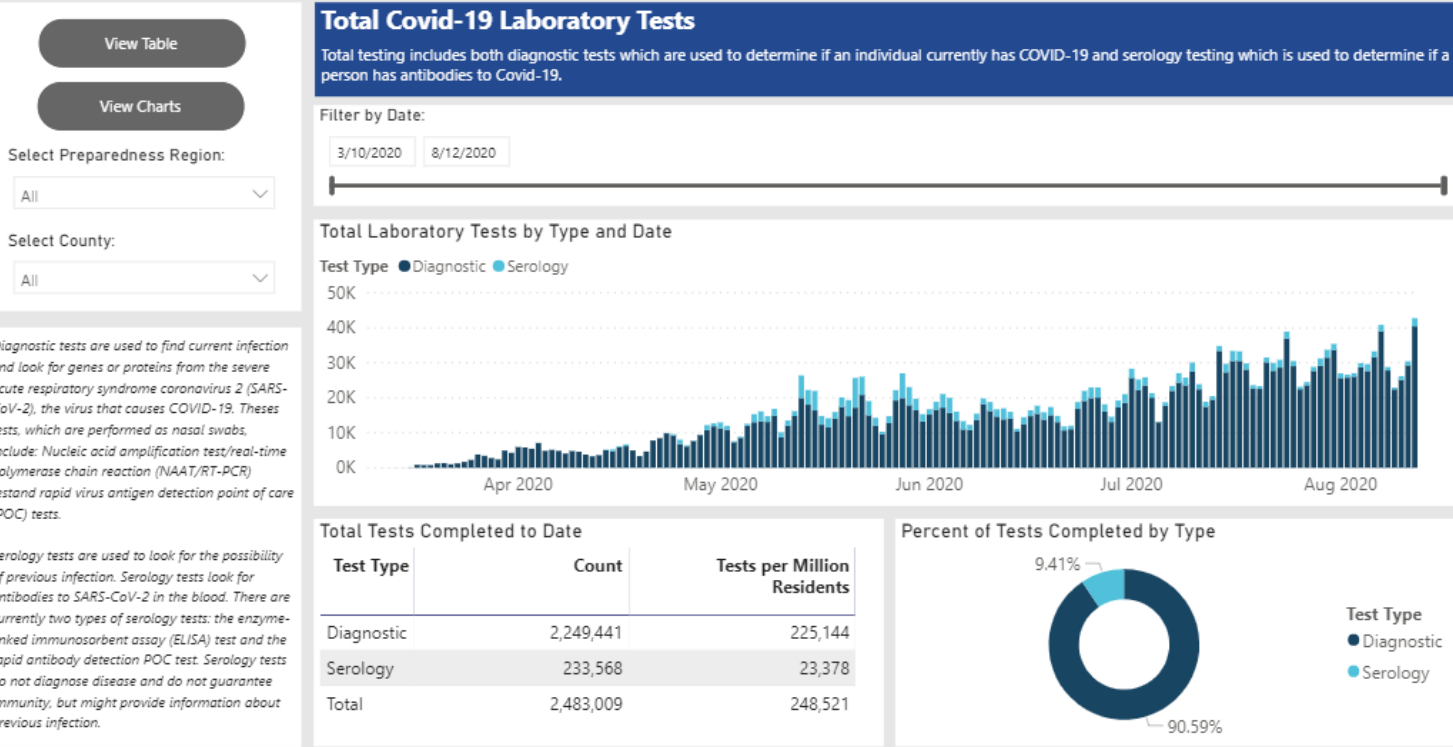
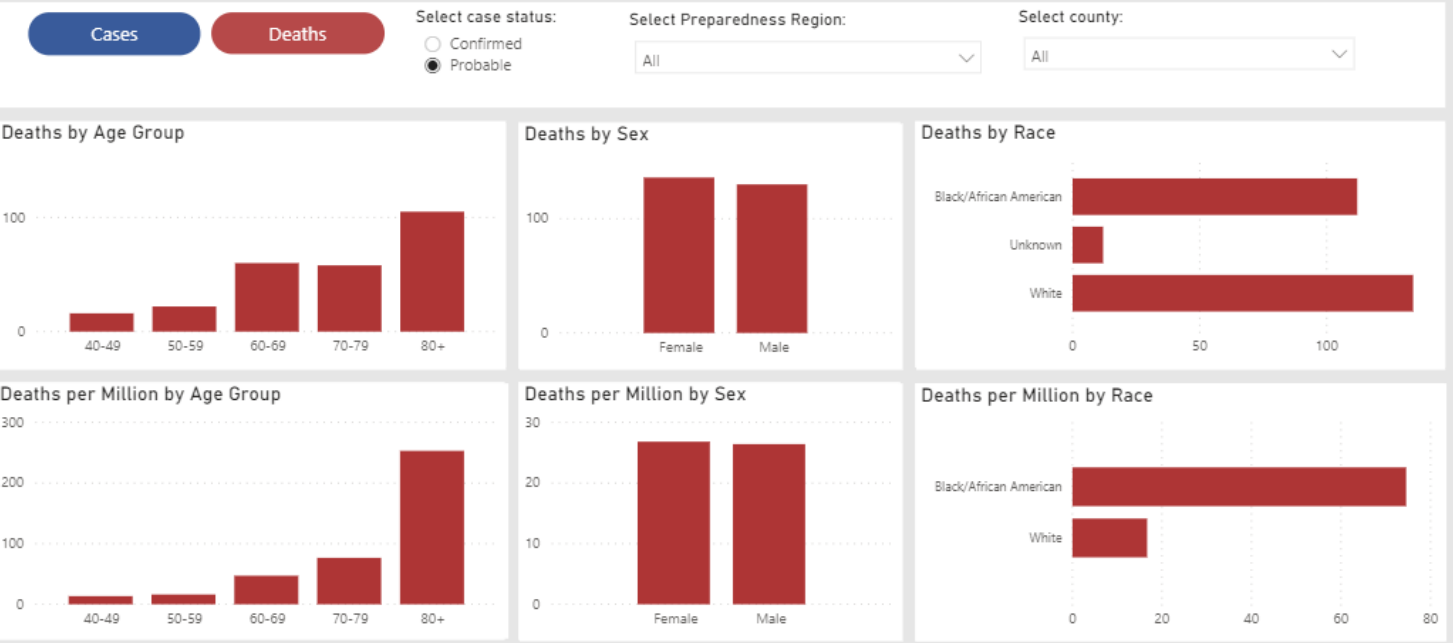
Deaths by Demographic Characteristics

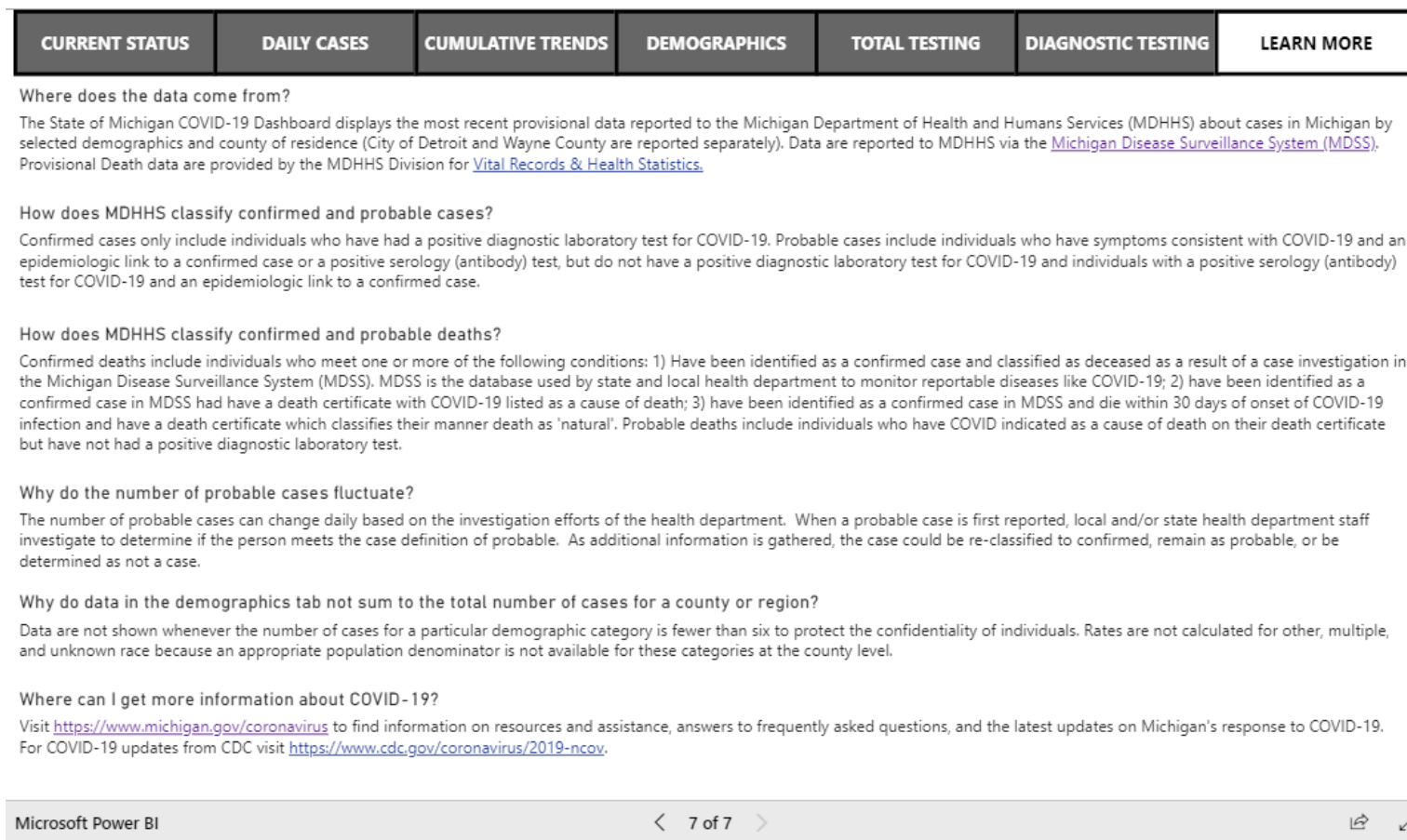
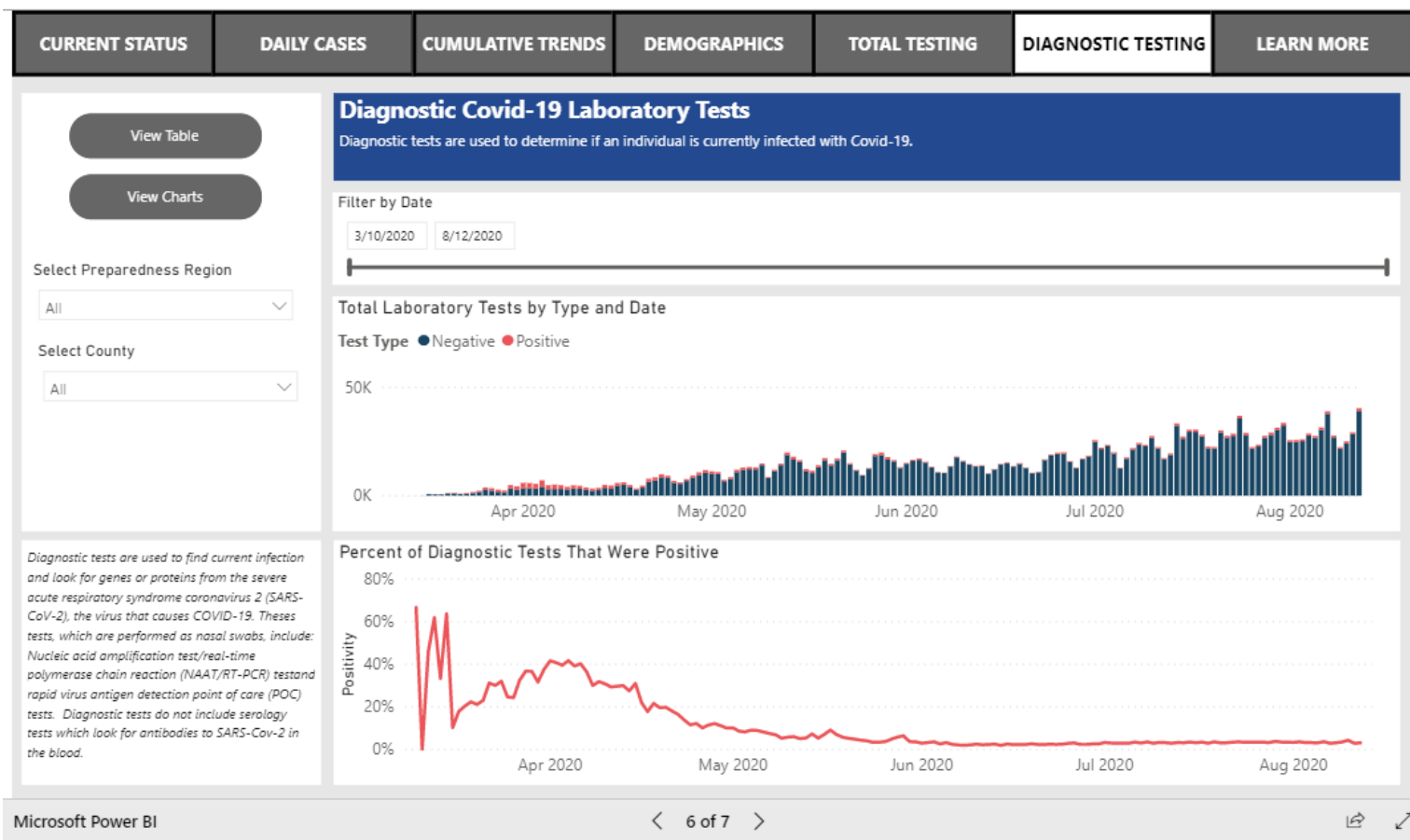
Data are suppressed when the number of deaths is five or below to protect the confidentiality of individuals. The sum of the deaths for individual categories may be fewer than the total number of deaths due to data suppression. Rates are not calculated for multiple races, other, and unknown race categories due to the unavailability of an appropriate denominator.



Deaths by Demographic Characteristics

Data are suppressed when the number of deaths is five or below to protect the confidentiality of individuals. The sum of the deaths for individual categories may be fewer than the total number of deaths due to data suppression. Rates are not calculated for multiple races, other, and unknown race categories due to the unavailability of an appropriate denominator.





PUBLIC USE DATASETS

Cases and Deaths by County

README

Includes total cases and deaths to date by case status (confirmed or probable) and county.

County is based on the county of residence.

Confirmed cases only include individuals who have had a positive diagnostic laboratory test for COVID-19.

Probable cases include individuals who have symptoms consistent with COVID-19 and an epidemiologic link to a confirmed case or a positive serology (antibody) test, but do not have a positive diagnostic laboratory test for COVID-19 and individuals with a positive serology (antibody) test for COVID-19 and an epidemiologic link to a confirmed case.

Confirmed deaths include individuals who meet one or more of the following conditions: 1) Have been identified as a confirmed case and classified as deceased as a result of a case investigation in the Michigan Disease Surveillance System (MDSS). MDSS is the database used by state and local health department to monitor reportable diseases like COVID-19; 2) have been identified as a confirmed case in MDSS had have a death certificate with COVID-19 listed as a cause of death; 3) have been identified as a confirmed case in MDSS and die within 30 days of onset of COVID-19 infection and have a death certificate which classifies their manner death as 'natural'.

Probable deaths include individuals who have COVID indicated as a cause of death on their death certificate but have not had a positive diagnostic laboratory test.

The number of probable cases can change daily based on information obtained through the health department investigation. Probable cases can be re-classified as a confirmed case or determined to not be a case.

CASES AND DEATHS BY COUNTY 2020-8-13

Updated	COUNTY	ConfirmedCases	ConfirmedDeaths	ProbableCases	ProbableDeaths
2020/08/13 14:03:27	Alcona	25	1	4	0
2020/08/13 14:03:27	Alger	14	0	1	0
2020/08/13 14:03:27	Allegan	487	6	61	0
2020/08/13 14:03:27	Alpena	115	13	15	0
2020/08/13 14:03:27	Antrim	38	0	3	0
2020/08/13 14:03:27	Arenac	40	3	4	0
2020/08/13 14:03:27	Baraga	5	0		
2020/08/13 14:03:27	Barry	167	2	25	0
2020/08/13 14:03:27	Bay	608	31	78	0
2020/08/13 14:03:27	Benzie	28	1	2	0
2020/08/13 14:03:27	Berrien	1230	67	178	0
2020/08/13 14:03:27	Branch	335	2	34	0
2020/08/13 14:03:27	Calhoun	718	41	101	1
2020/08/13 14:03:27	Cass	320	13	25	1
2020/08/13 14:03:27	Charlevoix	47	2	4	0
2020/08/13 14:03:27	Cheboygan	46	2	7	0
2020/08/13 14:03:27	Chippewa	31	0	13	0
2020/08/13 14:03:27	Clare	74	3	6	0
2020/08/13 14:03:27	Clinton	363	13	67	0
2020/08/13 14:03:27	Crawford	98	5	9	0
2020/08/13 14:03:27	Delta	83	3	23	0
2020/08/13 14:03:27	Dickinson	61	2	1	0
2020/08/13 14:03:27	Eaton	405	8	60	0
2020/08/13 14:03:27	Emmet	59	2	8	0
2020/08/13 14:03:27	Genesee	2985	274	714	25
2020/08/13 14:03:27	Gladwin	59	2	3	0
2020/08/13 14:03:27	Gogebic	122	1	8	0
2020/08/13 14:03:27	Grand Traverse	201	5	23	0
2020/08/13 14:03:27	Gratiot	143	15	18	0
2020/08/13 14:03:27	Hillsdale	260	25	21	0
2020/08/13 14:03:27	Houghton	44	0	7	0
2020/08/13 14:03:27	Huron	138	4	27	0
2020/08/13 14:03:27	Ingham	1540	32	48	0
2020/08/13 14:03:27	Ionia	240	7	35	0
2020/08/13 14:03:27	Iosco	115	11	20	1
2020/08/13 14:03:27	Iron	20	1		
2020/08/13 14:03:27	Isabella	196	9	26	0
2020/08/13 14:03:27	Jackson	704	33	20	1
2020/08/13 14:03:27	Kalamazoo	1569	81	131	2
2020/08/13 14:03:27	Kalkaska	41	4	13	0
2020/08/13 14:03:27	Kent	6987	154	684	3
2020/08/13 14:03:27	Keweenaw	2	0	1	0
2020/08/13 14:03:27	Lake	25	0	2	0
2020/08/13 14:03:27	Lapeer	402	32	80	1
2020/08/13 14:03:27	Leelanau	69	0	5	0
2020/08/13 14:03:27	Lenawee	419	12	39	0
2020/08/13 14:03:27	Livingston	719	27	150	1

2020/08/13 14:03:27	Luce	4	0		
2020/08/13 14:03:27	Mackinac	20	0	6	0
2020/08/13 14:03:27	Macomb	10570	911	383	38
2020/08/13 14:03:27	Manistee	35	0	5	0
2020/08/13 14:03:27	Marquette	164	11	15	0
2020/08/13 14:03:27	Mason	92	0	11	0
2020/08/13 14:03:27	Mecosta	64	2	6	0
2020/08/13 14:03:27	Menominee	136	0	17	0
2020/08/13 14:03:27	Midland	266	10	82	0
2020/08/13 14:03:27	Missaukee	28	1	14	0
2020/08/13 14:03:27	Monroe	905	23	127	2
2020/08/13 14:03:27	Montcalm	178	2	21	0
2020/08/13 14:03:27	Montmorency	7	0	1	0
2020/08/13 14:03:27	Muskegon	1152	61	50	0
2020/08/13 14:03:27	Newaygo	246	0	12	0
2020/08/13 14:03:27	Oakland	12713	1093	3370	43
2020/08/13 14:03:27	Oceana	456	6	23	0
2020/08/13 14:03:27	Ogemaw	40	3	14	0
2020/08/13 14:03:27	Ontonagon	17	0	3	0
2020/08/13 14:03:27	Osceola	64	0	7	0
2020/08/13 14:03:27	Oscoda	18	1	6	0
2020/08/13 14:03:27	Otsego	115	11	20	0
2020/08/13 14:03:27	Ottawa	1770	54	103	5
2020/08/13 14:03:27	Presque Isle	19	1	2	0
2020/08/13 14:03:27	Roscommon	50	2	7	0
2020/08/13 14:03:27	Saginaw	1992	125	123	3
2020/08/13 14:03:27	Sanilac	107	5	4	1
2020/08/13 14:03:27	Schoolcraft	12	0	1	0
2020/08/13 14:03:27	Shiawassee	325	27	25	1
2020/08/13 14:03:27	St Clair	709	52	128	1
2020/08/13 14:03:27	St Joseph	529	10	79	0
2020/08/13 14:03:27	Tuscola	327	29	40	0
2020/08/13 14:03:27	Van Buren	436	9	42	1
2020/08/13 14:03:27	Washtenaw	2293	112	347	1
2020/08/13 14:03:27	Wayne	14038	1208	603	35
2020/08/13 14:03:27	Wexford	59	4	11	0
2020/08/13 14:03:27	MDOC	4593	69	5	0
2020/08/13 14:03:27	FCI	191	5	4	0
2020/08/13 14:03:27	Out-of-State	113	0	6	1
2020/08/13 14:03:27	Unknown	25	0	5	1
2020/08/13 14:03:27	Detroit City	13117	1493	932	97

PUBLIC USE DATASETS

Cases by Demographics Statewide

README

Includes the total number of confirmed and probable cases and confirmed and probable deaths to date by demographic characteristics

Confirmed cases only include individuals who have had a positive diagnostic laboratory test for COVID-19.

Probable cases include individuals who have symptoms consistent with COVID-19 and an epidemiologic link to a confirmed case or a positive serology (antibody) test, but do not have a positive diagnostic laboratory test for COVID-19 and individuals with a positive serology (antibody) test for COVID-19 and an epidemiologic link to a confirmed case.

Confirmed deaths include individuals who meet one or more of the following conditions: 1) Have been identified as a confirmed case and classified as deceased as a result of a case investigation in the Michigan Disease Surveillance System (MDSS). MDSS is the database used by state and local health department to monitor reportable diseases like COVID-19; 2) have been identified as a confirmed case in MDSS had have a death certificate with COVID-19 listed as a cause of death; 3) have been identified as a confirmed case in MDSS and die within 30 days of onset of COVID-19 infection and have a death certificate which classifies their manner death as 'natural'.

Probable deaths include individuals who have COVID indicated as a cause of death on their death certificate but have not had a positive diagnostic laboratory test. The number of probable cases can change daily based on information obtained through the health department investigation. Probable cases can be re-classified as a confirmed case or determined to not be a case.

Data is suppressed when the number of cases or deaths in a single category is between one and five to protect the confidentiality of individuals.

CASES BY DEMOGRAPHICS STATEWIDE 2020-8-13

CASE_STATUS	AgeCat	RaceCat	SEX	Cases	Deaths
Confirmed	0-9	American Indian/Alaska Native	Female	Suppressed	0
Confirmed	10-19	American Indian/Alaska Native	Female	17	0
Confirmed	20-29	American Indian/Alaska Native	Female	37	0
Confirmed	30-39	American Indian/Alaska Native	Female	30	0
Confirmed	40-49	American Indian/Alaska Native	Female	34	0
Confirmed	50-59	American Indian/Alaska Native	Female	43	0
Confirmed	60-69	American Indian/Alaska Native	Female	17	Suppressed
Confirmed	70-79	American Indian/Alaska Native	Female	14	Suppressed
Confirmed	80+	American Indian/Alaska Native	Female	Suppressed	Suppressed
Confirmed	Unknown	American Indian/Alaska Native	Female	0	0
Confirmed	0-9	Asian/Pacific Islander	Female	15	0
Confirmed	10-19	Asian/Pacific Islander	Female	39	0
Confirmed	20-29	Asian/Pacific Islander	Female	141	0
Confirmed	30-39	Asian/Pacific Islander	Female	183	0
Confirmed	40-49	Asian/Pacific Islander	Female	185	0
Confirmed	50-59	Asian/Pacific Islander	Female	154	Suppressed
Confirmed	60-69	Asian/Pacific Islander	Female	94	Suppressed
Confirmed	70-79	Asian/Pacific Islander	Female	44	10
Confirmed	80+	Asian/Pacific Islander	Female	52	22
Confirmed	Unknown	Asian/Pacific Islander	Female	0	0
Confirmed	0-9	Black/African American	Female	152	Suppressed
Confirmed	10-19	Black/African American	Female	398	Suppressed
Confirmed	20-29	Black/African American	Female	1857	Suppressed
Confirmed	30-39	Black/African American	Female	1896	8
Confirmed	40-49	Black/African American	Female	2035	52
Confirmed	50-59	Black/African American	Female	1987	105
Confirmed	60-69	Black/African American	Female	1825	225
Confirmed	70-79	Black/African American	Female	1263	306
Confirmed	80+	Black/African American	Female	1003	414
Confirmed	Unknown	Black/African American	Female	0	0
Confirmed	0-9	Multiple Races	Female	51	0
Confirmed	10-19	Multiple Races	Female	206	0
Confirmed	20-29	Multiple Races	Female	615	0
Confirmed	30-39	Multiple Races	Female	526	0
Confirmed	40-49	Multiple Races	Female	642	Suppressed
Confirmed	50-59	Multiple Races	Female	663	Suppressed
Confirmed	60-69	Multiple Races	Female	416	Suppressed
Confirmed	70-79	Multiple Races	Female	195	11
Confirmed	80+	Multiple Races	Female	185	19
Confirmed	Unknown	Multiple Races	Female	Suppressed	0
Confirmed	0-9	Other	Female	108	0
Confirmed	10-19	Other	Female	281	0
Confirmed	20-29	Other	Female	613	0
Confirmed	30-39	Other	Female	489	Suppressed
Confirmed	40-49	Other	Female	491	Suppressed
Confirmed	50-59	Other	Female	335	Suppressed
Confirmed	60-69	Other	Female	214	13

Confirmed	70-79	Other	Female	109	14
Confirmed	80+	Other	Female	102	21
Confirmed	Unknown	Other	Female	Suppressed	0
Confirmed	0-9	Unknown	Female	106	0
Confirmed	10-19	Unknown	Female	542	0
Confirmed	20-29	Unknown	Female	1093	0
Confirmed	30-39	Unknown	Female	953	0
Confirmed	40-49	Unknown	Female	1078	Suppressed
Confirmed	50-59	Unknown	Female	1082	Suppressed
Confirmed	60-69	Unknown	Female	814	17
Confirmed	70-79	Unknown	Female	487	25
Confirmed	80+	Unknown	Female	548	49
Confirmed	Unknown	Unknown	Female	8	0
Confirmed	0-9	White	Female	269	0
Confirmed	10-19	White	Female	1440	0
Confirmed	20-29	White	Female	3687	Suppressed
Confirmed	30-39	White	Female	2609	8
Confirmed	40-49	White	Female	2683	21
Confirmed	50-59	White	Female	3008	64
Confirmed	60-69	White	Female	2418	163
Confirmed	70-79	White	Female	1813	361
Confirmed	80+	White	Female	2913	1028
Confirmed	Unknown	White	Female	9	0
Confirmed	0-9	American Indian/Alaska Native	Male	8	0
Confirmed	10-19	American Indian/Alaska Native	Male	6	0
Confirmed	20-29	American Indian/Alaska Native	Male	25	0
Confirmed	30-39	American Indian/Alaska Native	Male	30	0
Confirmed	40-49	American Indian/Alaska Native	Male	36	0
Confirmed	50-59	American Indian/Alaska Native	Male	34	Suppressed
Confirmed	60-69	American Indian/Alaska Native	Male	25	6
Confirmed	70-79	American Indian/Alaska Native	Male	15	6
Confirmed	80+	American Indian/Alaska Native	Male	Suppressed	Suppressed
Confirmed	Unknown	American Indian/Alaska Native	Male	0	0
Confirmed	0-9	Asian/Pacific Islander	Male	27	0
Confirmed	10-19	Asian/Pacific Islander	Male	30	0
Confirmed	20-29	Asian/Pacific Islander	Male	155	0
Confirmed	30-39	Asian/Pacific Islander	Male	164	0
Confirmed	40-49	Asian/Pacific Islander	Male	147	Suppressed
Confirmed	50-59	Asian/Pacific Islander	Male	129	Suppressed
Confirmed	60-69	Asian/Pacific Islander	Male	94	11
Confirmed	70-79	Asian/Pacific Islander	Male	40	12
Confirmed	80+	Asian/Pacific Islander	Male	33	16
Confirmed	Unknown	Asian/Pacific Islander	Male	0	0
Confirmed	0-9	Black/African American	Male	138	0
Confirmed	10-19	Black/African American	Male	350	0
Confirmed	20-29	Black/African American	Male	1329	10
Confirmed	30-39	Black/African American	Male	1463	27
Confirmed	40-49	Black/African American	Male	1666	69
Confirmed	50-59	Black/African American	Male	1989	188
Confirmed	60-69	Black/African American	Male	1940	337

Confirmed	70-79	Black/African American	Male	1257	408
Confirmed	80+	Black/African American	Male	590	301
Confirmed	Unknown	Black/African American	Male	Suppressed	0
Confirmed	0-9	Multiple Races	Male	59	0
Confirmed	10-19	Multiple Races	Male	193	0
Confirmed	20-29	Multiple Races	Male	458	0
Confirmed	30-39	Multiple Races	Male	402	Suppressed
Confirmed	40-49	Multiple Races	Male	461	Suppressed
Confirmed	50-59	Multiple Races	Male	485	Suppressed
Confirmed	60-69	Multiple Races	Male	341	21
Confirmed	70-79	Multiple Races	Male	172	13
Confirmed	80+	Multiple Races	Male	77	16
Confirmed	Unknown	Multiple Races	Male	0	0
Confirmed	0-9	Other	Male	128	0
Confirmed	10-19	Other	Male	297	0
Confirmed	20-29	Other	Male	626	Suppressed
Confirmed	30-39	Other	Male	587	Suppressed
Confirmed	40-49	Other	Male	515	Suppressed
Confirmed	50-59	Other	Male	369	8
Confirmed	60-69	Other	Male	231	23
Confirmed	70-79	Other	Male	122	18
Confirmed	80+	Other	Male	51	12
Confirmed	Unknown	Other	Male	Suppressed	0
Confirmed	0-9	Unknown	Male	127	0
Confirmed	10-19	Unknown	Male	585	0
Confirmed	20-29	Unknown	Male	1139	Suppressed
Confirmed	30-39	Unknown	Male	1099	Suppressed
Confirmed	40-49	Unknown	Male	1166	11
Confirmed	50-59	Unknown	Male	1193	9
Confirmed	60-69	Unknown	Male	870	18
Confirmed	70-79	Unknown	Male	422	26
Confirmed	80+	Unknown	Male	261	41
Confirmed	Unknown	Unknown	Male	9	0
Confirmed	0-9	White	Male	331	0
Confirmed	10-19	White	Male	1210	0
Confirmed	20-29	White	Male	2905	Suppressed
Confirmed	30-39	White	Male	2540	12
Confirmed	40-49	White	Male	2519	38
Confirmed	50-59	White	Male	3032	117
Confirmed	60-69	White	Male	2706	276
Confirmed	70-79	White	Male	1839	467
Confirmed	80+	White	Male	1566	740
Confirmed	Unknown	White	Male	7	0
Confirmed	0-9	American Indian/Alaska Native	Unknown	0	0
Confirmed	10-19	American Indian/Alaska Native	Unknown	0	0
Confirmed	20-29	American Indian/Alaska Native	Unknown	0	0
Confirmed	30-39	American Indian/Alaska Native	Unknown	0	0
Confirmed	40-49	American Indian/Alaska Native	Unknown	0	0
Confirmed	50-59	American Indian/Alaska Native	Unknown	0	0
Confirmed	60-69	American Indian/Alaska Native	Unknown	0	0

Confirmed	70-79	American Indian/Alaska Native	Unknown	0	0
Confirmed	80+	American Indian/Alaska Native	Unknown	0	0
Confirmed	Unknown	American Indian/Alaska Native	Unknown	0	0
Confirmed	0-9	Asian/Pacific Islander	Unknown	0	0
Confirmed	10-19	Asian/Pacific Islander	Unknown	0	0
Confirmed	20-29	Asian/Pacific Islander	Unknown	0	0
Confirmed	30-39	Asian/Pacific Islander	Unknown	Suppressed	0
Confirmed	40-49	Asian/Pacific Islander	Unknown	0	0
Confirmed	50-59	Asian/Pacific Islander	Unknown	0	0
Confirmed	60-69	Asian/Pacific Islander	Unknown	0	0
Confirmed	70-79	Asian/Pacific Islander	Unknown	0	0
Confirmed	80+	Asian/Pacific Islander	Unknown	0	0
Confirmed	Unknown	Asian/Pacific Islander	Unknown	0	0
Confirmed	0-9	Black/African American	Unknown	0	0
Confirmed	10-19	Black/African American	Unknown	Suppressed	0
Confirmed	20-29	Black/African American	Unknown	Suppressed	0
Confirmed	30-39	Black/African American	Unknown	Suppressed	0
Confirmed	40-49	Black/African American	Unknown	Suppressed	0
Confirmed	50-59	Black/African American	Unknown	Suppressed	0
Confirmed	60-69	Black/African American	Unknown	Suppressed	0
Confirmed	70-79	Black/African American	Unknown	Suppressed	0
Confirmed	80+	Black/African American	Unknown	Suppressed	0
Confirmed	Unknown	Black/African American	Unknown	Suppressed	0
Confirmed	0-9	Multiple Races	Unknown	0	0
Confirmed	10-19	Multiple Races	Unknown	Suppressed	0
Confirmed	20-29	Multiple Races	Unknown	Suppressed	0
Confirmed	30-39	Multiple Races	Unknown	Suppressed	0
Confirmed	40-49	Multiple Races	Unknown	0	0
Confirmed	50-59	Multiple Races	Unknown	Suppressed	0
Confirmed	60-69	Multiple Races	Unknown	Suppressed	0
Confirmed	70-79	Multiple Races	Unknown	Suppressed	0
Confirmed	80+	Multiple Races	Unknown	0	0
Confirmed	Unknown	Multiple Races	Unknown	0	0
Confirmed	0-9	Other	Unknown	Suppressed	0
Confirmed	10-19	Other	Unknown	Suppressed	0
Confirmed	20-29	Other	Unknown	0	0
Confirmed	30-39	Other	Unknown	Suppressed	0
Confirmed	40-49	Other	Unknown	Suppressed	0
Confirmed	50-59	Other	Unknown	Suppressed	0
Confirmed	60-69	Other	Unknown	0	0
Confirmed	70-79	Other	Unknown	0	0
Confirmed	80+	Other	Unknown	0	0
Confirmed	Unknown	Other	Unknown	0	0
Confirmed	0-9	Unknown	Unknown	7	0
Confirmed	10-19	Unknown	Unknown	10	0
Confirmed	20-29	Unknown	Unknown	29	0
Confirmed	30-39	Unknown	Unknown	21	0
Confirmed	40-49	Unknown	Unknown	31	0
Confirmed	50-59	Unknown	Unknown	24	0
Confirmed	60-69	Unknown	Unknown	13	0

Confirmed	70-79	Unknown	Unknown	6	0
Confirmed	80+	Unknown	Unknown	18	0
Confirmed	Unknown	Unknown	Unknown	6	0
Confirmed	0-9	White	Unknown	0	0
Confirmed	10-19	White	Unknown	Suppressed	0
Confirmed	20-29	White	Unknown	Suppressed	0
Confirmed	30-39	White	Unknown	6	0
Confirmed	40-49	White	Unknown	Suppressed	0
Confirmed	50-59	White	Unknown	Suppressed	0
Confirmed	60-69	White	Unknown	Suppressed	0
Confirmed	70-79	White	Unknown	Suppressed	0
Confirmed	80+	White	Unknown	Suppressed	0
Confirmed	Unknown	White	Unknown	0	0
Probable	0-9	American Indian/Alaska Native	Female	Suppressed	0
Probable	10-19	American Indian/Alaska Native	Female	0	0
Probable	20-29	American Indian/Alaska Native	Female	Suppressed	0
Probable	30-39	American Indian/Alaska Native	Female	Suppressed	0
Probable	40-49	American Indian/Alaska Native	Female	Suppressed	0
Probable	50-59	American Indian/Alaska Native	Female	Suppressed	0
Probable	60-69	American Indian/Alaska Native	Female	Suppressed	0
Probable	70-79	American Indian/Alaska Native	Female	Suppressed	0
Probable	80+	American Indian/Alaska Native	Female	0	0
Probable	Unknown	American Indian/Alaska Native	Female	0	0
Probable	0-9	Asian/Pacific Islander	Female	9	0
Probable	10-19	Asian/Pacific Islander	Female	7	0
Probable	20-29	Asian/Pacific Islander	Female	20	0
Probable	30-39	Asian/Pacific Islander	Female	17	0
Probable	40-49	Asian/Pacific Islander	Female	6	0
Probable	50-59	Asian/Pacific Islander	Female	11	0
Probable	60-69	Asian/Pacific Islander	Female	Suppressed	0
Probable	70-79	Asian/Pacific Islander	Female	Suppressed	0
Probable	80+	Asian/Pacific Islander	Female	0	0
Probable	Unknown	Asian/Pacific Islander	Female	Suppressed	0
Probable	0-9	Black/African American	Female	21	0
Probable	10-19	Black/African American	Female	37	0
Probable	20-29	Black/African American	Female	107	0
Probable	30-39	Black/African American	Female	90	0
Probable	40-49	Black/African American	Female	117	Suppressed
Probable	50-59	Black/African American	Female	124	6
Probable	60-69	Black/African American	Female	107	11
Probable	70-79	Black/African American	Female	43	9
Probable	80+	Black/African American	Female	29	20
Probable	Unknown	Black/African American	Female	Suppressed	0
Probable	0-9	Multiple Races	Female	10	0
Probable	10-19	Multiple Races	Female	16	0
Probable	20-29	Multiple Races	Female	39	0
Probable	30-39	Multiple Races	Female	18	0
Probable	40-49	Multiple Races	Female	46	0
Probable	50-59	Multiple Races	Female	52	0
Probable	60-69	Multiple Races	Female	36	0

Probable	70-79	Multiple Races	Female	10	0
Probable	80+	Multiple Races	Female	Suppressed	Suppressed
Probable	Unknown	Multiple Races	Female	Suppressed	0
Probable	0-9	Other	Female	18	0
Probable	10-19	Other	Female	31	0
Probable	20-29	Other	Female	31	0
Probable	30-39	Other	Female	36	0
Probable	40-49	Other	Female	28	0
Probable	50-59	Other	Female	23	Suppressed
Probable	60-69	Other	Female	14	Suppressed
Probable	70-79	Other	Female	8	0
Probable	80+	Other	Female	Suppressed	0
Probable	Unknown	Other	Female	Suppressed	0
Probable	0-9	Unknown	Female	35	0
Probable	10-19	Unknown	Female	117	0
Probable	20-29	Unknown	Female	315	0
Probable	30-39	Unknown	Female	274	0
Probable	40-49	Unknown	Female	357	0
Probable	50-59	Unknown	Female	390	0
Probable	60-69	Unknown	Female	313	Suppressed
Probable	70-79	Unknown	Female	131	0
Probable	80+	Unknown	Female	62	Suppressed
Probable	Unknown	Unknown	Female	25	0
Probable	0-9	White	Female	101	0
Probable	10-19	White	Female	186	0
Probable	20-29	White	Female	319	0
Probable	30-39	White	Female	263	0
Probable	40-49	White	Female	308	Suppressed
Probable	50-59	White	Female	351	Suppressed
Probable	60-69	White	Female	228	15
Probable	70-79	White	Female	125	16
Probable	80+	White	Female	88	40
Probable	Unknown	White	Female	25	0
Probable	0-9	American Indian/Alaska Native	Male	0	0
Probable	10-19	American Indian/Alaska Native	Male	0	0
Probable	20-29	American Indian/Alaska Native	Male	Suppressed	0
Probable	30-39	American Indian/Alaska Native	Male	0	0
Probable	40-49	American Indian/Alaska Native	Male	Suppressed	0
Probable	50-59	American Indian/Alaska Native	Male	Suppressed	0
Probable	60-69	American Indian/Alaska Native	Male	Suppressed	0
Probable	70-79	American Indian/Alaska Native	Male	0	0
Probable	80+	American Indian/Alaska Native	Male	Suppressed	Suppressed
Probable	Unknown	American Indian/Alaska Native	Male	0	0
Probable	0-9	Asian/Pacific Islander	Male	11	0
Probable	10-19	Asian/Pacific Islander	Male	Suppressed	0
Probable	20-29	Asian/Pacific Islander	Male	13	0
Probable	30-39	Asian/Pacific Islander	Male	17	0
Probable	40-49	Asian/Pacific Islander	Male	Suppressed	0
Probable	50-59	Asian/Pacific Islander	Male	7	0
Probable	60-69	Asian/Pacific Islander	Male	Suppressed	0

Probable	70-79	Asian/Pacific Islander	Male	Suppressed	0
Probable	80+	Asian/Pacific Islander	Male	0	0
Probable	Unknown	Asian/Pacific Islander	Male	0	0
Probable	0-9	Black/African American	Male	31	0
Probable	10-19	Black/African American	Male	25	0
Probable	20-29	Black/African American	Male	53	0
Probable	30-39	Black/African American	Male	48	0
Probable	40-49	Black/African American	Male	52	7
Probable	50-59	Black/African American	Male	83	6
Probable	60-69	Black/African American	Male	76	16
Probable	70-79	Black/African American	Male	41	21
Probable	80+	Black/African American	Male	17	13
Probable	Unknown	Black/African American	Male	Suppressed	0
Probable	0-9	Multiple Races	Male	14	0
Probable	10-19	Multiple Races	Male	19	0
Probable	20-29	Multiple Races	Male	23	0
Probable	30-39	Multiple Races	Male	30	0
Probable	40-49	Multiple Races	Male	38	0
Probable	50-59	Multiple Races	Male	30	0
Probable	60-69	Multiple Races	Male	19	0
Probable	70-79	Multiple Races	Male	10	0
Probable	80+	Multiple Races	Male	Suppressed	Suppressed
Probable	Unknown	Multiple Races	Male	Suppressed	0
Probable	0-9	Other	Male	18	0
Probable	10-19	Other	Male	29	0
Probable	20-29	Other	Male	36	0
Probable	30-39	Other	Male	26	0
Probable	40-49	Other	Male	20	0
Probable	50-59	Other	Male	16	0
Probable	60-69	Other	Male	15	Suppressed
Probable	70-79	Other	Male	7	Suppressed
Probable	80+	Other	Male	Suppressed	0
Probable	Unknown	Other	Male	Suppressed	0
Probable	0-9	Unknown	Male	35	0
Probable	10-19	Unknown	Male	123	0
Probable	20-29	Unknown	Male	226	Suppressed
Probable	30-39	Unknown	Male	241	Suppressed
Probable	40-49	Unknown	Male	248	Suppressed
Probable	50-59	Unknown	Male	284	0
Probable	60-69	Unknown	Male	213	Suppressed
Probable	70-79	Unknown	Male	87	Suppressed
Probable	80+	Unknown	Male	37	Suppressed
Probable	Unknown	Unknown	Male	19	0
Probable	0-9	White	Male	123	0
Probable	10-19	White	Male	180	0
Probable	20-29	White	Male	247	Suppressed
Probable	30-39	White	Male	207	Suppressed
Probable	40-49	White	Male	207	Suppressed
Probable	50-59	White	Male	266	Suppressed
Probable	60-69	White	Male	195	12

Probable	70-79	White	Male	76	10
Probable	80+	White	Male	59	24
Probable	Unknown	White	Male	12	0
Probable	0-9	American Indian/Alaska Native	Unknown	0	0
Probable	10-19	American Indian/Alaska Native	Unknown	0	0
Probable	20-29	American Indian/Alaska Native	Unknown	Suppressed	0
Probable	30-39	American Indian/Alaska Native	Unknown	0	0
Probable	40-49	American Indian/Alaska Native	Unknown	0	0
Probable	50-59	American Indian/Alaska Native	Unknown	0	0
Probable	60-69	American Indian/Alaska Native	Unknown	0	0
Probable	70-79	American Indian/Alaska Native	Unknown	0	0
Probable	80+	American Indian/Alaska Native	Unknown	0	0
Probable	Unknown	American Indian/Alaska Native	Unknown	0	0
Probable	0-9	Asian/Pacific Islander	Unknown	0	0
Probable	10-19	Asian/Pacific Islander	Unknown	0	0
Probable	20-29	Asian/Pacific Islander	Unknown	0	0
Probable	30-39	Asian/Pacific Islander	Unknown	0	0
Probable	40-49	Asian/Pacific Islander	Unknown	0	0
Probable	50-59	Asian/Pacific Islander	Unknown	0	0
Probable	60-69	Asian/Pacific Islander	Unknown	0	0
Probable	70-79	Asian/Pacific Islander	Unknown	0	0
Probable	80+	Asian/Pacific Islander	Unknown	0	0
Probable	Unknown	Asian/Pacific Islander	Unknown	0	0
Probable	0-9	Black/African American	Unknown	0	0
Probable	10-19	Black/African American	Unknown	0	0
Probable	20-29	Black/African American	Unknown	0	0
Probable	30-39	Black/African American	Unknown	0	0
Probable	40-49	Black/African American	Unknown	0	0
Probable	50-59	Black/African American	Unknown	0	0
Probable	60-69	Black/African American	Unknown	Suppressed	0
Probable	70-79	Black/African American	Unknown	0	0
Probable	80+	Black/African American	Unknown	0	0
Probable	Unknown	Black/African American	Unknown	Suppressed	0
Probable	0-9	Multiple Races	Unknown	0	0
Probable	10-19	Multiple Races	Unknown	0	0
Probable	20-29	Multiple Races	Unknown	Suppressed	0
Probable	30-39	Multiple Races	Unknown	Suppressed	0
Probable	40-49	Multiple Races	Unknown	Suppressed	0
Probable	50-59	Multiple Races	Unknown	Suppressed	0
Probable	60-69	Multiple Races	Unknown	Suppressed	0
Probable	70-79	Multiple Races	Unknown	0	0
Probable	80+	Multiple Races	Unknown	0	0
Probable	Unknown	Multiple Races	Unknown	0	0
Probable	0-9	Other	Unknown	0	0
Probable	10-19	Other	Unknown	0	0
Probable	20-29	Other	Unknown	0	0
Probable	30-39	Other	Unknown	0	0
Probable	40-49	Other	Unknown	0	0
Probable	50-59	Other	Unknown	0	0
Probable	60-69	Other	Unknown	0	0

Probable	70-79	Other	Unknown	0	0
Probable	80+	Other	Unknown	0	0
Probable	Unknown	Other	Unknown	0	0
Probable	0-9	Unknown	Unknown	Suppressed	0
Probable	10-19	Unknown	Unknown	7	0
Probable	20-29	Unknown	Unknown	9	0
Probable	30-39	Unknown	Unknown	12	0
Probable	40-49	Unknown	Unknown	12	0
Probable	50-59	Unknown	Unknown	9	0
Probable	60-69	Unknown	Unknown	9	0
Probable	70-79	Unknown	Unknown	Suppressed	0
Probable	80+	Unknown	Unknown	Suppressed	0
Probable	Unknown	Unknown	Unknown	218	0
Probable	0-9	White	Unknown	Suppressed	0
Probable	10-19	White	Unknown	0	0
Probable	20-29	White	Unknown	Suppressed	0
Probable	30-39	White	Unknown	Suppressed	0
Probable	40-49	White	Unknown	Suppressed	0
Probable	50-59	White	Unknown	Suppressed	0
Probable	60-69	White	Unknown	0	0
Probable	70-79	White	Unknown	0	0
Probable	80+	White	Unknown	0	0
Probable	Unknown	White	Unknown	Suppressed	0

PUBLIC USE DATASETS

COVID-19 Tests by County

README

Data includes tests by type (diagnostic, serology or total combined) by county.

Diagnostic tests are used to find current infection and look for genes or proteins from the severe acute respiratory syndrome coronavirus 2 (SARS-CoV-2), the virus that causes COVID-19. These tests, which are performed as nasal swabs, include: Nucleic acid amplification test/real-time polymerase chain reaction (NAAT/RT-PCR) test and rapid virus antigen detection point of care (POC) tests.

Serology tests are used to look for the possibility of previous infection. Serology tests look for antibodies to SARS-CoV-2 in the blood. There are currently two types of serology tests: the enzyme-linked immunosorbent assay (ELISA) test and the rapid antibody detection POC test. Serology tests do not diagnose disease and do not guarantee immunity, but might provide information about previous infection.

Correctional includes state and federal prisons and county and city detention facilities. Testing data represents total tests performed, not individuals tested. A single individual may have more than one test completed.

COVID-19 TESTS BY COUNTY 2020-08-13

Updated	COUNTY	TestType	Count	RatePerMillion
2020/08/13 14:03:30	Alcona	Diagnostic	1294	124363
2020/08/13 14:03:30	Alcona	Serology	39	3748
2020/08/13 14:03:30	Alcona	Total	1333	128111
2020/08/13 14:03:30	Alger	Diagnostic	692	75977
2020/08/13 14:03:30	Alger	Serology	60	6588
2020/08/13 14:03:30	Alger	Total	752	82565
2020/08/13 14:03:30	Allegan	Diagnostic	20281	171755
2020/08/13 14:03:30	Allegan	Serology	635	5378
2020/08/13 14:03:30	Allegan	Total	20916	177133
2020/08/13 14:03:30	Alpena	Serology	114	4013
2020/08/13 14:03:30	Alpena	Diagnostic	1712	60271
2020/08/13 14:03:30	Alpena	Total	1826	64284
2020/08/13 14:03:30	Antrim	Diagnostic	2994	128366
2020/08/13 14:03:30	Antrim	Serology	70	3001
2020/08/13 14:03:30	Antrim	Total	3064	131367
2020/08/13 14:03:30	Arenac	Diagnostic	2506	168380
2020/08/13 14:03:30	Arenac	Serology	109	7324
2020/08/13 14:03:30	Arenac	Total	2615	175704
2020/08/13 14:03:30	Baraga	Diagnostic	1301	158485
2020/08/13 14:03:30	Baraga	Serology	20	2436
2020/08/13 14:03:30	Baraga	Total	1321	160921
2020/08/13 14:03:30	Barry	Diagnostic	9984	162210
2020/08/13 14:03:30	Barry	Serology	463	7522
2020/08/13 14:03:30	Barry	Total	10447	169732
2020/08/13 14:03:30	Bay	Diagnostic	20998	203615
2020/08/13 14:03:30	Bay	Serology	1106	10725
2020/08/13 14:03:30	Bay	Total	22104	214340
2020/08/13 14:03:30	Benzie	Diagnostic	2303	129630
2020/08/13 14:03:30	Benzie	Serology	43	2420
2020/08/13 14:03:30	Benzie	Total	2346	132050
2020/08/13 14:03:30	Berrien	Serology	1584	10326
2020/08/13 14:03:30	Berrien	Diagnostic	42051	274125
2020/08/13 14:03:30	Berrien	Total	43635	284451
2020/08/13 14:03:30	Branch	Diagnostic	4996	114806
2020/08/13 14:03:30	Branch	Serology	127	2918
2020/08/13 14:03:30	Branch	Total	5123	117724
2020/08/13 14:03:30	Calhoun	Diagnostic	29045	216497
2020/08/13 14:03:30	Calhoun	Serology	613	4569
2020/08/13 14:03:30	Calhoun	Total	29658	221066
2020/08/13 14:03:30	Cass	Diagnostic	6359	122791
2020/08/13 14:03:30	Cass	Serology	191	3688
2020/08/13 14:03:30	Cass	Total	6550	126480
2020/08/13 14:03:30	Charlevoix	Serology	304	11628
2020/08/13 14:03:30	Charlevoix	Diagnostic	3864	147802
2020/08/13 14:03:30	Charlevoix	Total	4168	159431
2020/08/13 14:03:30	Cheboygan	Diagnostic	2103	83201
2020/08/13 14:03:30	Cheboygan	Serology	162	6409

2020/08/13 14:03:30	Cheboygan	Total	2265	89611
2020/08/13 14:03:30	Chippewa	Diagnostic	3621	96950
2020/08/13 14:03:30	Chippewa	Serology	76	2035
2020/08/13 14:03:30	Chippewa	Total	3697	98985
2020/08/13 14:03:30	Clare	Serology	196	6333
2020/08/13 14:03:30	Clare	Diagnostic	3247	104911
2020/08/13 14:03:30	Clare	Total	3443	111244
2020/08/13 14:03:30	Clinton	Diagnostic	11784	148050
2020/08/13 14:03:30	Clinton	Serology	2267	28482
2020/08/13 14:03:30	Clinton	Total	14051	176531
2020/08/13 14:03:30	Correctional	Serology	9139	
2020/08/13 14:03:30	Correctional	Diagnostic	62357	
2020/08/13 14:03:30	Correctional	Total	71496	
2020/08/13 14:03:30	Crawford	Diagnostic	1741	124100
2020/08/13 14:03:30	Crawford	Serology	47	3350
2020/08/13 14:03:30	Crawford	Total	1788	127450
2020/08/13 14:03:30	Delta	Diagnostic	5757	160882
2020/08/13 14:03:30	Delta	Serology	204	5701
2020/08/13 14:03:30	Delta	Total	5961	166583
2020/08/13 14:03:30	Detroit City	Serology	11513	17718
2020/08/13 14:03:30	Detroit City	Diagnostic	189952	292322
2020/08/13 14:03:30	Detroit City	Total	201465	310040
2020/08/13 14:03:30	Dickinson	Serology	66	2615
2020/08/13 14:03:30	Dickinson	Diagnostic	2500	99053
2020/08/13 14:03:30	Dickinson	Total	2566	101668
2020/08/13 14:03:30	Eaton	Diagnostic	25051	227183
2020/08/13 14:03:30	Eaton	Serology	3434	31142
2020/08/13 14:03:30	Eaton	Total	28485	258325
2020/08/13 14:03:30	Emmet	Serology	712	21308
2020/08/13 14:03:30	Emmet	Diagnostic	4536	135747
2020/08/13 14:03:30	Emmet	Total	5248	157055
2020/08/13 14:03:30	Genesee	Diagnostic	60548	149202
2020/08/13 14:03:30	Genesee	Serology	9139	22520
2020/08/13 14:03:30	Genesee	Total	69687	171722
2020/08/13 14:03:30	Gladwin	Diagnostic	3540	139102
2020/08/13 14:03:30	Gladwin	Serology	116	4558
2020/08/13 14:03:30	Gladwin	Total	3656	143660
2020/08/13 14:03:30	Gogebic	Diagnostic	3921	280572
2020/08/13 14:03:30	Gogebic	Serology	33	2361
2020/08/13 14:03:30	Gogebic	Total	3954	282934
2020/08/13 14:03:30	Grand Traverse	Diagnostic	14416	154864
2020/08/13 14:03:30	Grand Traverse	Serology	372	3996
2020/08/13 14:03:30	Grand Traverse	Total	14788	158860
2020/08/13 14:03:30	Gratiot	Diagnostic	8156	200339
2020/08/13 14:03:30	Gratiot	Serology	318	7811
2020/08/13 14:03:30	Gratiot	Total	8474	208150
2020/08/13 14:03:30	Hillsdale	Diagnostic	6792	148931
2020/08/13 14:03:30	Hillsdale	Serology	226	4956
2020/08/13 14:03:30	Hillsdale	Total	7018	153887
2020/08/13 14:03:30	Houghton	Diagnostic	4866	136364

2020/08/13 14:03:30	Houghton	Serology	75	2102
2020/08/13 14:03:30	Houghton	Total	4941	138465
2020/08/13 14:03:30	Huron	Diagnostic	5829	188148
2020/08/13 14:03:30	Huron	Serology	226	7295
2020/08/13 14:03:30	Huron	Total	6055	195442
2020/08/13 14:03:30	Ingham	Serology	11412	39028
2020/08/13 14:03:30	Ingham	Diagnostic	69676	238285
2020/08/13 14:03:30	Ingham	Total	81088	277313
2020/08/13 14:03:30	Ionia	Diagnostic	12150	187799
2020/08/13 14:03:30	Ionia	Serology	877	13555
2020/08/13 14:03:30	Ionia	Total	13027	201354
2020/08/13 14:03:30	Iosco	Diagnostic	4552	181160
2020/08/13 14:03:30	Iosco	Serology	116	4617
2020/08/13 14:03:30	Iosco	Total	4668	185776
2020/08/13 14:03:30	Iron	Diagnostic	2717	245527
2020/08/13 14:03:30	Iron	Serology	16	1446
2020/08/13 14:03:30	Iron	Total	2733	246973
2020/08/13 14:03:30	Isabella	Serology	409	5854
2020/08/13 14:03:30	Isabella	Diagnostic	7140	102187
2020/08/13 14:03:30	Isabella	Total	7549	108040
2020/08/13 14:03:30	Jackson	Diagnostic	37551	236900
2020/08/13 14:03:30	Jackson	Serology	1195	7539
2020/08/13 14:03:30	Jackson	Total	38746	244439
2020/08/13 14:03:30	Kalamazoo	Diagnostic	48934	184611
2020/08/13 14:03:30	Kalamazoo	Serology	2068	7802
2020/08/13 14:03:30	Kalamazoo	Total	51002	192412
2020/08/13 14:03:30	Kalkaska	Diagnostic	3326	184389
2020/08/13 14:03:30	Kalkaska	Serology	32	1774
2020/08/13 14:03:30	Kalkaska	Total	3358	186163
2020/08/13 14:03:30	Kent	Diagnostic	156815	238700
2020/08/13 14:03:30	Kent	Serology	10713	16307
2020/08/13 14:03:30	Kent	Total	167528	255007
2020/08/13 14:03:30	Keweenaw	Diagnostic	311	146975
2020/08/13 14:03:30	Keweenaw	Serology	9	4253
2020/08/13 14:03:30	Keweenaw	Total	320	151229
2020/08/13 14:03:30	Lake	Serology	81	6834
2020/08/13 14:03:30	Lake	Diagnostic	2334	196912
2020/08/13 14:03:30	Lake	Total	2415	203746
2020/08/13 14:03:30	Lapeer	Diagnostic	10378	118461
2020/08/13 14:03:30	Lapeer	Serology	1376	15707
2020/08/13 14:03:30	Lapeer	Total	11754	134167
2020/08/13 14:03:30	Leelanau	Diagnostic	2308	106061
2020/08/13 14:03:30	Leelanau	Serology	78	3584
2020/08/13 14:03:30	Leelanau	Total	2386	109646
2020/08/13 14:03:30	Lenawee	Diagnostic	14148	143706
2020/08/13 14:03:30	Lenawee	Serology	627	6369
2020/08/13 14:03:30	Lenawee	Total	14775	150075
2020/08/13 14:03:30	Livingston	Serology	3780	19688
2020/08/13 14:03:30	Livingston	Diagnostic	33632	175171
2020/08/13 14:03:30	Livingston	Total	37412	194859

2020/08/13 14:03:30	Luce	Serology	15	2408
2020/08/13 14:03:30	Luce	Diagnostic	428	68711
2020/08/13 14:03:30	Luce	Total	443	71119
2020/08/13 14:03:30	Mackinac	Diagnostic	1119	103621
2020/08/13 14:03:30	Mackinac	Serology	40	3704
2020/08/13 14:03:30	Mackinac	Total	1159	107325
2020/08/13 14:03:30	Macomb	Diagnostic	153088	175164
2020/08/13 14:03:30	Macomb	Serology	24125	27604
2020/08/13 14:03:30	Macomb	Total	177213	202767
2020/08/13 14:03:30	Manistee	Serology	107	4357
2020/08/13 14:03:30	Manistee	Diagnostic	2695	109740
2020/08/13 14:03:30	Manistee	Total	2802	114097
2020/08/13 14:03:30	Marquette	Serology	712	10675
2020/08/13 14:03:30	Marquette	Diagnostic	18308	274487
2020/08/13 14:03:30	Marquette	Total	19020	285162
2020/08/13 14:03:30	Mason	Serology	212	7274
2020/08/13 14:03:30	Mason	Diagnostic	6424	220423
2020/08/13 14:03:30	Mason	Total	6636	227697
2020/08/13 14:03:30	Mecosta	Serology	252	5799
2020/08/13 14:03:30	Mecosta	Diagnostic	6996	161002
2020/08/13 14:03:30	Mecosta	Total	7248	166801
2020/08/13 14:03:30	Menominee	Diagnostic	2107	92493
2020/08/13 14:03:30	Menominee	Serology	37	1624
2020/08/13 14:03:30	Menominee	Total	2144	94118
2020/08/13 14:03:30	Midland	Diagnostic	9234	111044
2020/08/13 14:03:30	Midland	Serology	706	8490
2020/08/13 14:03:30	Midland	Total	9940	119534
2020/08/13 14:03:30	Missaukee	Serology	61	4035
2020/08/13 14:03:30	Missaukee	Diagnostic	1890	125017
2020/08/13 14:03:30	Missaukee	Total	1951	129051
2020/08/13 14:03:30	Monroe	Diagnostic	21323	141681
2020/08/13 14:03:30	Monroe	Serology	2226	14791
2020/08/13 14:03:30	Monroe	Total	23549	156472
2020/08/13 14:03:30	Montcalm	Serology	667	10440
2020/08/13 14:03:30	Montcalm	Diagnostic	12647	197956
2020/08/13 14:03:30	Montcalm	Total	13314	208396
2020/08/13 14:03:30	Montmorency	Diagnostic	864	92624
2020/08/13 14:03:30	Montmorency	Serology	74	7933
2020/08/13 14:03:30	Montmorency	Total	938	100557
2020/08/13 14:03:30	Muskegon	Diagnostic	43369	249870
2020/08/13 14:03:30	Muskegon	Serology	921	5306
2020/08/13 14:03:30	Muskegon	Total	44290	255177
2020/08/13 14:03:30	Newaygo	Serology	404	8248
2020/08/13 14:03:30	Newaygo	Diagnostic	9295	189771
2020/08/13 14:03:30	Newaygo	Total	9699	198020
2020/08/13 14:03:30	Oakland	Diagnostic	230305	183133
2020/08/13 14:03:30	Oakland	Serology	52737	41935
2020/08/13 14:03:30	Oakland	Total	283042	225068
2020/08/13 14:03:30	Oceana	Serology	209	7897
2020/08/13 14:03:30	Oceana	Diagnostic	7750	292817

2020/08/13 14:03:30	Oceana	Total	7959	300714
2020/08/13 14:03:30	Ogemaw	Serology	77	3667
2020/08/13 14:03:30	Ogemaw	Diagnostic	2427	115588
2020/08/13 14:03:30	Ogemaw	Total	2504	119255
2020/08/13 14:03:30	Ontonagon	Diagnostic	1344	234965
2020/08/13 14:03:30	Ontonagon	Serology	11	1923
2020/08/13 14:03:30	Ontonagon	Total	1355	236888
2020/08/13 14:03:30	Osceola	Serology	124	5286
2020/08/13 14:03:30	Osceola	Diagnostic	5185	221014
2020/08/13 14:03:30	Osceola	Total	5309	226300
2020/08/13 14:03:30	Oscoda	Diagnostic	805	97682
2020/08/13 14:03:30	Oscoda	Serology	14	1699
2020/08/13 14:03:30	Oscoda	Total	819	99381
2020/08/13 14:03:30	Otsego	Diagnostic	2362	95752
2020/08/13 14:03:30	Otsego	Serology	221	8959
2020/08/13 14:03:30	Otsego	Total	2583	104711
2020/08/13 14:03:30	Ottawa	Diagnostic	62294	213460
2020/08/13 14:03:30	Ottawa	Serology	3135	10743
2020/08/13 14:03:30	Ottawa	Total	65429	224202
2020/08/13 14:03:30	Presque Isle	Serology	101	8021
2020/08/13 14:03:30	Presque Isle	Diagnostic	1049	83307
2020/08/13 14:03:30	Presque Isle	Total	1150	91328
2020/08/13 14:03:30	Roscommon	Diagnostic	3190	132812
2020/08/13 14:03:30	Roscommon	Serology	233	9701
2020/08/13 14:03:30	Roscommon	Total	3423	142512
2020/08/13 14:03:30	Saginaw	Diagnostic	47635	250001
2020/08/13 14:03:30	Saginaw	Serology	1064	5584
2020/08/13 14:03:30	Saginaw	Total	48699	255585
2020/08/13 14:03:30	Sanilac	Diagnostic	7017	170440
2020/08/13 14:03:30	Sanilac	Serology	399	9692
2020/08/13 14:03:30	Sanilac	Total	7416	180131
2020/08/13 14:03:30	Schoolcraft	Diagnostic	663	81913
2020/08/13 14:03:30	Schoolcraft	Serology	32	3954
2020/08/13 14:03:30	Schoolcraft	Total	695	85866
2020/08/13 14:03:30	Shiawassee	Serology	1242	18232
2020/08/13 14:03:30	Shiawassee	Diagnostic	9947	146017
2020/08/13 14:03:30	Shiawassee	Total	11189	164249
2020/08/13 14:03:30	St Clair	Diagnostic	20989	131900
2020/08/13 14:03:30	St Clair	Serology	3491	21938
2020/08/13 14:03:30	St Clair	Total	24480	153838
2020/08/13 14:03:30	St Joseph	Diagnostic	10860	178138
2020/08/13 14:03:30	St Joseph	Serology	476	7808
2020/08/13 14:03:30	St Joseph	Total	11336	185946
2020/08/13 14:03:30	Tuscola	Diagnostic	12379	236941
2020/08/13 14:03:30	Tuscola	Serology	446	8537
2020/08/13 14:03:30	Tuscola	Total	12825	245478
2020/08/13 14:03:30	Unknown	Diagnostic	196415	
2020/08/13 14:03:30	Unknown	Serology	19150	
2020/08/13 14:03:30	Unknown	Total	215565	
2020/08/13 14:03:30	Van Buren	Serology	433	5722

2020/08/13 14:03:30	Van Buren	Diagnostic	16570	218957
2020/08/13 14:03:30	Van Buren	Total	17003	224679
2020/08/13 14:03:30	Washtenaw	Serology	8103	22043
2020/08/13 14:03:30	Washtenaw	Diagnostic	84737	230514
2020/08/13 14:03:30	Washtenaw	Total	92840	252556
2020/08/13 14:03:30	Wayne	Serology	34616	31360
2020/08/13 14:03:30	Wayne	Diagnostic	253455	229618
2020/08/13 14:03:30	Wayne	Total	288071	260978
2020/08/13 14:03:30	Wexford	Serology	107	3182
2020/08/13 14:03:30	Wexford	Diagnostic	5207	154827
2020/08/13 14:03:30	Wexford	Total	5314	158009

PUBLIC USE DATASETS

Diagnostic Tests by Result and County

README

Data include diagnostic tests for COVID-19 by date and county.

Diagnostic tests are used to find current infection and look for genes or proteins from the severe acute respiratory syndrome coronavirus 2 (SARS-CoV-2), the virus that causes COVID-19. These tests, which are performed as nasal swabs, include: Nucleic acid amplification test/real-time polymerase chain reaction (NAAT/RT-PCR) test and rapid virus antigen detection point of care (POC) tests.

Correctional includes state and federal prisons and county and city detection facilities. Testing data represents total tests performed, not individuals tested. A single individual may have more than one test completed.

The total number of positive tests may exceed the number of confirmed cases due to 1) a single individual may have more than one test performed; 2) MDHHS may receive data on positive tests in advance of a local health department classifying an individual as a confirmed or probable case, and 3) although efforts have been made to deduplicate testing data, some duplication may occur.

DIAGNOSTIC TESTS BY RESULT AND COUNTY 2020-08-13

MessageDate	COUNTY	Negative	Positive	Total
8/12/2020	Alcona	7	0	7
8/12/2020	Alger	29	0	29
8/12/2020	Allegan	441	5	446
8/12/2020	Alpena	21	0	21
8/12/2020	Antrim	38	0	38
8/12/2020	Arenac	27	1	28
8/12/2020	Baraga	15	0	15
8/12/2020	Barry	241	1	242
8/12/2020	Bay	587	31	618
8/12/2020	Benzie	30	0	30
8/12/2020	Berrien	882	29	911
8/12/2020	Branch	146	2	148
8/12/2020	Calhoun	678	22	700
8/12/2020	Cass	165	2	167
8/12/2020	Charlevoix	116	1	117
8/12/2020	Cheboygan	43	0	43
8/12/2020	Chippewa	96	1	97
8/12/2020	Clare	91	5	96
8/12/2020	Clinton	141	3	144
8/12/2020	Correctional	52	0	52
8/12/2020	Crawford	24	0	24
8/12/2020	Delta	164	3	167
8/12/2020	Detroit City	2134	64	2198
8/12/2020	Dickinson	53	1	54
8/12/2020	Eaton	416	4	420
8/12/2020	Emmet	73	2	75
8/12/2020	Genesee	1040	17	1057
8/12/2020	Gladwin	123	3	126
8/12/2020	Gogebic	117	2	119
8/12/2020	Grand Traverse	171	7	178
8/12/2020	Gratiot	107	5	112
8/12/2020	Hillsdale	140	10	150
8/12/2020	Houghton	155	0	155
8/12/2020	Huron	164	4	168
8/12/2020	Ingham	1033	19	1052
8/12/2020	Ionia	229	1	230
8/12/2020	Iosco	25	1	26
8/12/2020	Iron	15	0	15
8/12/2020	Isabella	126	5	131
8/12/2020	Jackson	546	7	553
8/12/2020	Kalamazoo	1988	56	2044
8/12/2020	Kalkaska	24	0	24
8/12/2020	Kent	3170	49	3219
8/12/2020	Keweenaw	8	0	8
8/12/2020	Lake	42	1	43
8/12/2020	Lapeer	323	10	333
8/12/2020	Leelanau	40	0	40

8/12/2020	Lenawee	585	19	604
8/12/2020	Livingston	588	11	599
8/12/2020	Luce	10	0	10
8/12/2020	Mackinac	47	0	47
8/12/2020	Macomb	2194	158	2352
8/12/2020	Manistee	34	0	34
8/12/2020	Marquette	1344	3	1347
8/12/2020	Mason	65	0	65
8/12/2020	Mecosta	94	1	95
8/12/2020	Menominee	110	4	114
8/12/2020	Midland	174	3	177
8/12/2020	Missaukee	21	1	22
8/12/2020	Monroe	477	30	507
8/12/2020	Montcalm	304	5	309
8/12/2020	Montmorency	17	0	17
8/12/2020	Muskegon	810	17	827
8/12/2020	Newaygo	190	3	193
8/12/2020	Oakland	3524	139	3663
8/12/2020	Oceana	104	1	105
8/12/2020	Ogemaw	49	0	49
8/12/2020	Ontonagon	16	3	19
8/12/2020	Osceola	83	0	83
8/12/2020	Oscoda	5	0	5
8/12/2020	Otsego	38	0	38
8/12/2020	Ottawa	1122	22	1144
8/12/2020	Presque Isle	28	2	30
8/12/2020	Roscommon	32	1	33
8/12/2020	Saginaw	734	58	792
8/12/2020	Sanilac	159	2	161
8/12/2020	Schoolcraft	9	0	9
8/12/2020	Shiawassee	209	3	212
8/12/2020	St Clair	240	7	247
8/12/2020	St Joseph	246	14	260
8/12/2020	Tuscola	300	5	305
8/12/2020	Unknown	2593	84	2677
8/12/2020	Van Buren	577	29	606
8/12/2020	Washtenaw	1899	37	1936
8/12/2020	Wayne	3800	211	4011
8/12/2020	Wexford	67	0	67