



Western Michigan University
ScholarWorks at WMU

Cumulative Michigan COVID-19 Data

Michigan COVID-19 State Data

8-22-2020

2020-08-22_MichiganOverview_COVIDstats

Michigan Department of Health & Human Services

Follow this and additional works at: <https://scholarworks.wmich.edu/michigan-covid-data-state-cumulative>



Part of the Public Health Commons

WMU ScholarWorks Citation

Michigan Department of Health & Human Services, "2020-08-22_MichiganOverview_COVIDstats" (2020).
Cumulative Michigan COVID-19 Data. 154.

<https://scholarworks.wmich.edu/michigan-covid-data-state-cumulative/154>

This Website is brought to you for free and open access
by the Michigan COVID-19 State Data at ScholarWorks at
WMU. It has been accepted for inclusion in Cumulative
Michigan COVID-19 Data by an authorized administrator
of ScholarWorks at WMU. For more information, please
contact wmu-scholarworks@wmich.edu.



Coronavirus

CORONAVIRUS / MICHIGAN DATA

Michigan Data



DATA ABOUT PLACES

LONG TERM CARE FACILITIES

CORONAVIRUS SYMPTOMS

CUMULATIVE RECOVERED



***Note on deaths (8/22/20):** Regular reviews of death certificate data maintained in Vital Records reporting systems are conducted by MDHHS staff three times per week. As a part of this process, records that identify COVID-19 infection as a contributing factor to death are compared against all laboratory confirmed cases of COVID-19 in the Michigan Disease Surveillance System (MDSS). If a death certificate is matched to a confirmed COVID-19 case and that record in the MDSS does not indicate the individual died, the MDSS record is updated to indicate the death and the appropriate local health department is notified. These matched deaths are then included with mortality information posted to the Michigan Coronavirus website. As a result of the most recent assessment, today's data includes **8** additional deaths identified by this methodology.



CURRENT STATUS

DAILY CASES

CUMULATIVE TRENDS

DEMOGRAPHICS

TOTAL TESTING

DIAGNOSTIC TESTING

LEARN MORE

View Cases

View Deaths

View Table

COVID-19 Cases by County

Confirmed cases include individuals with a positive diagnostic test for COVID-19. Probable cases include individuals with COVID-19 symptoms and an epidemiologic link to confirmed COVID-19, but no diagnostic test.

Cases by County

Select Preparedness Region:

All

Select County:

All

This report is provisional and subject to change. City of Detroit and Wayne County are reported separately. MDHHS began tracking probable cases April 5, 2020. FCI indicates federal correctional institute. MDOC indicates Michigan Department of Corrections. Diagnostic tests, including nucleic acid amplification/real-time polymerase chain reaction (NAAT/RT-PCR) and rapid virus antigen detection point of care (POC) tests, look for current infection. Serology (antibody) tests are used to look for the possibility of previous infection.

Source: Michigan Disease Surveillance System (MDSS) and Vital Records.

2-20

21-140

141-1268

1269-17105

17106+

Michigan

Saturday, August 22, 2020

Michigan (Statewide) Case Fatality Rate

6.7%

Current Totals

Case Status	Cases	Deaths
Confirmed	96,024	6,389
Probable	10,020	266
Total	106,044	6,655

Laboratory Testing

Test Type	Tests Performed
Diagnostic	2,488,205
Serology	244,940
Total	2,733,145

Microsoft Power BI

< 1 of 7 >

Q

X

Cases by Hispanic/Latino Ethnicity

Hispanic/Latino Ethnicity	Percentage of Overall Cases by Ethnicity	Percentage of Deceased Cases by Ethnicity
Hispanic/Latino	8%	2%
Non-Hispanic Latino	66%	83%
Unknown	26%	14%

Totals may not add to 100% due to rounding

https://www.michigan.gov/coronavirus/0,9753,7-406-98163_98173---,00.html

2/3

Cases by Arab Ethnicity

Arab Ethnicity	Percentage of Overall Cases by Ethnicity	Percentage of Deceased Cases by Ethnicity
Arab	3%	1%
Non-Arab	48%	45%
Unknown	49%	53%

Totals may not add to 100% due to rounding

PUBLIC USE DATASETS 8/22/2020

(Downloadable .xlsx les)

Cases and Deaths by County

Cases and Deaths by County by Date

Cases by Demographics Statewide

COVID-19 Tests by County

Diagnostic Tests by Result and County

Cumulative Total of Recovered COVID-19 Cases

Cumulative Total of Recovered COVID-19 Cases (as of 08/21/2020): 72,580

Note on recovery: During this response, MDHHS is reviewing vital records statistics to identify any laboratory confirmed COVID-19 cases who are 30 days out from their onset of illness to represent recovery status. As the pandemic continues to impact Michigan, this pool will expand to include more cases. Recovered is defined as the number of persons with a confirmed COVID-19 diagnosis who are alive 30 days post-onset (or referral date if onset is not available). The number of persons recovered on August 21, 2020 represents COVID-19 confirmed individuals with an onset date on or prior to July 22, 2020. If an individual dies from a COVID-related cause >30 days from onset/referral, they are removed from the number of persons recovered. These numbers will be updated every Saturday.

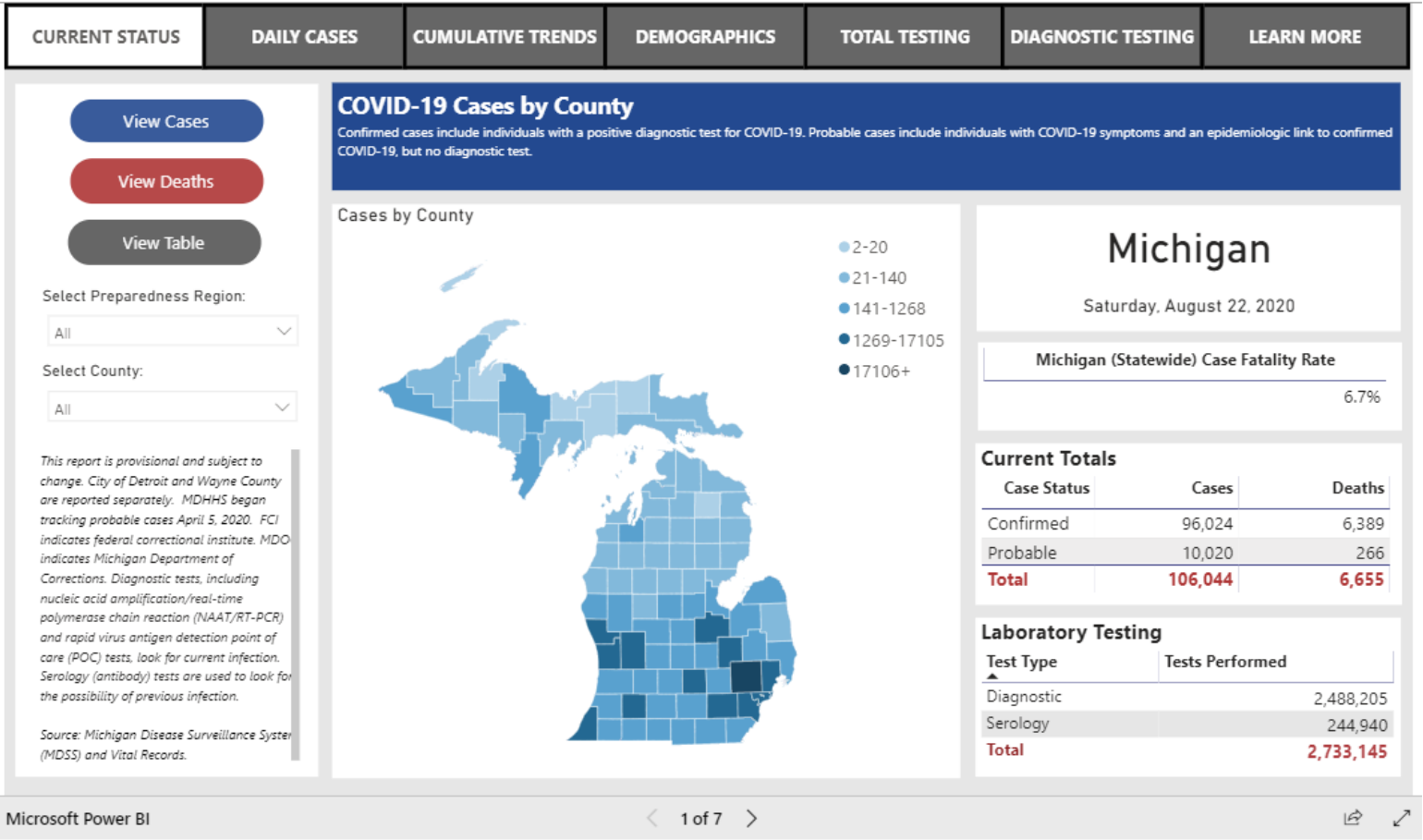
Source: Michigan Disease Surveillance System and Vital Records

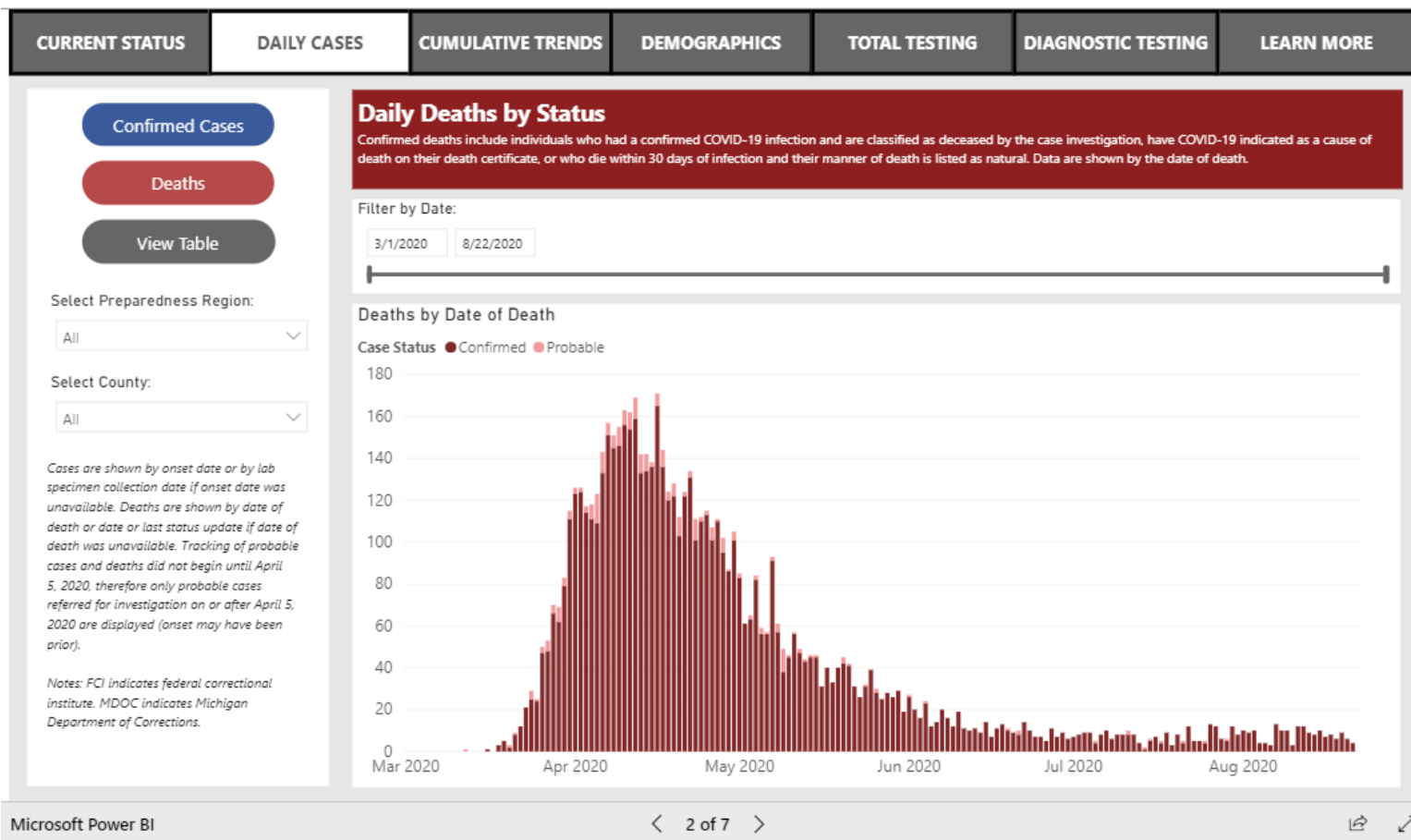
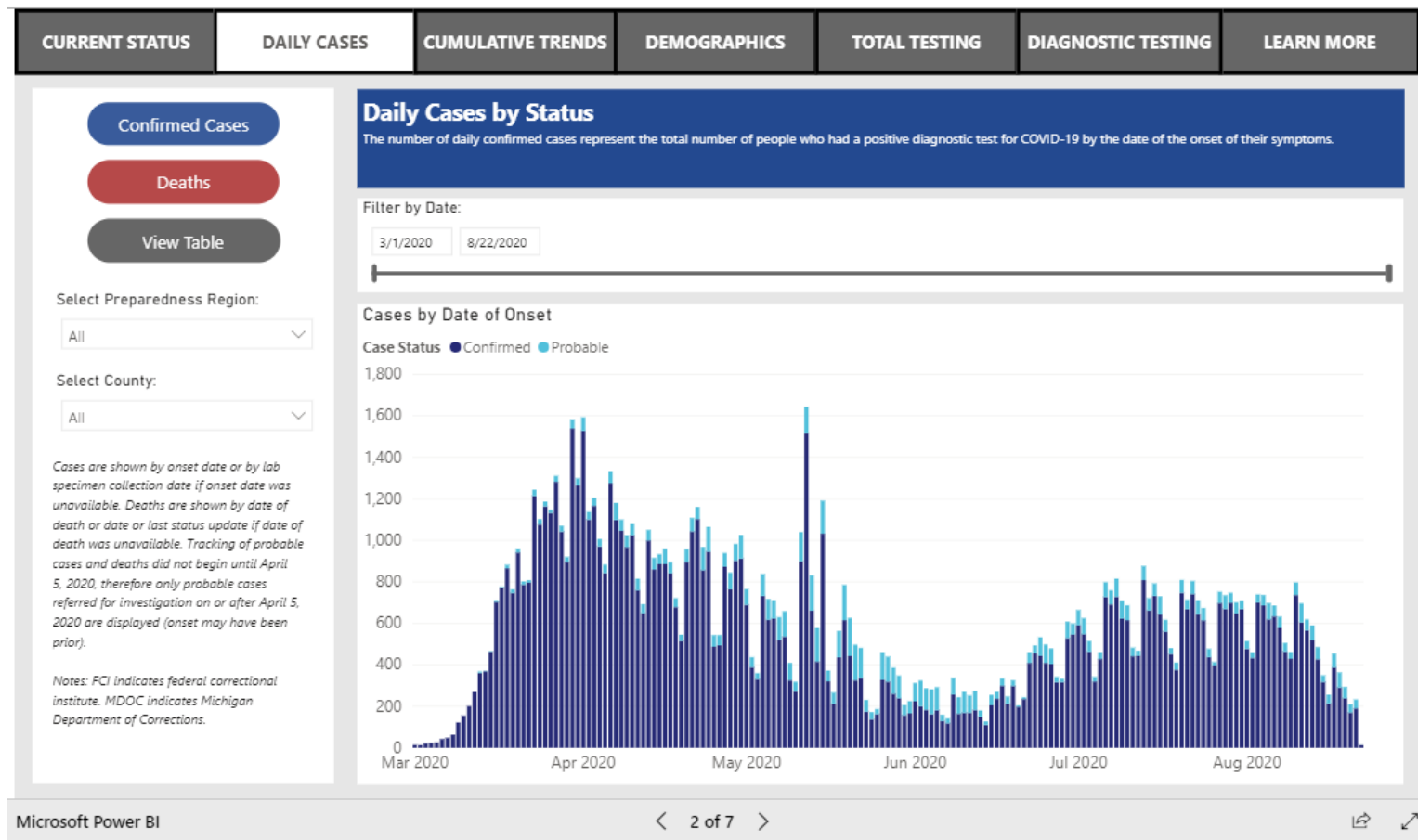


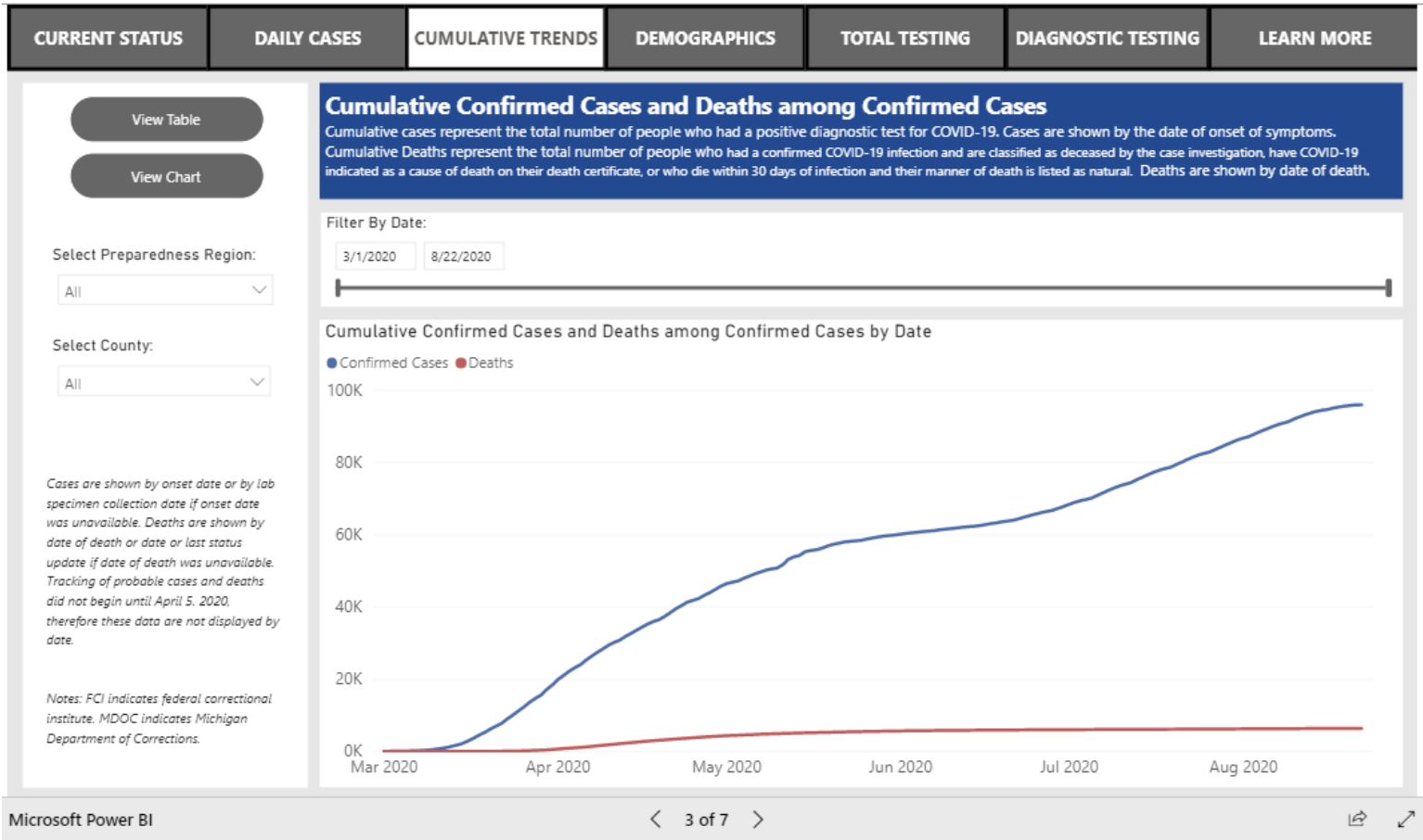
MICHIGAN.GOV HOME
ADA
MICHIGAN NEWS
POLICIES

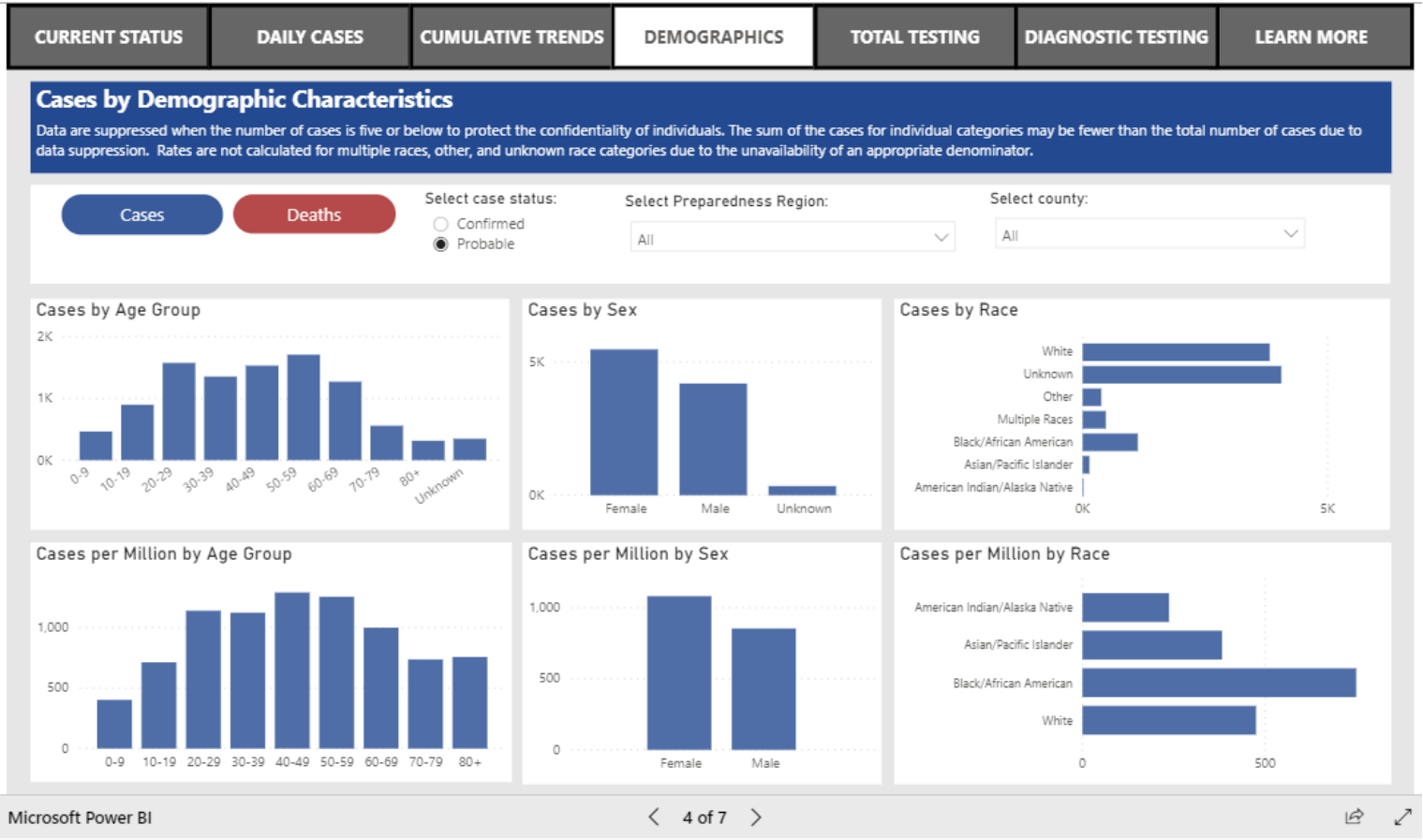
COPYRIGHT 2020 STATE OF MICHIGAN

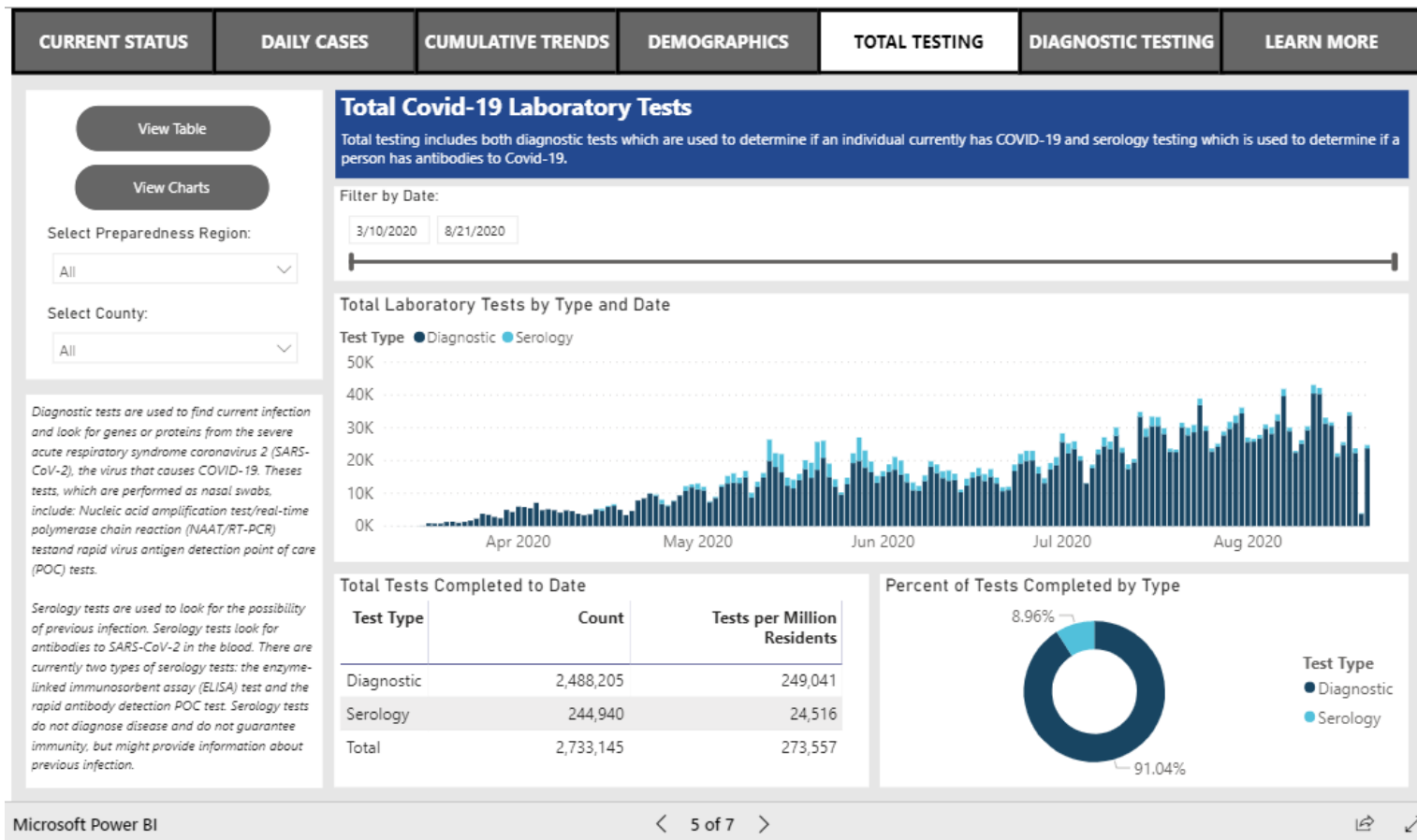
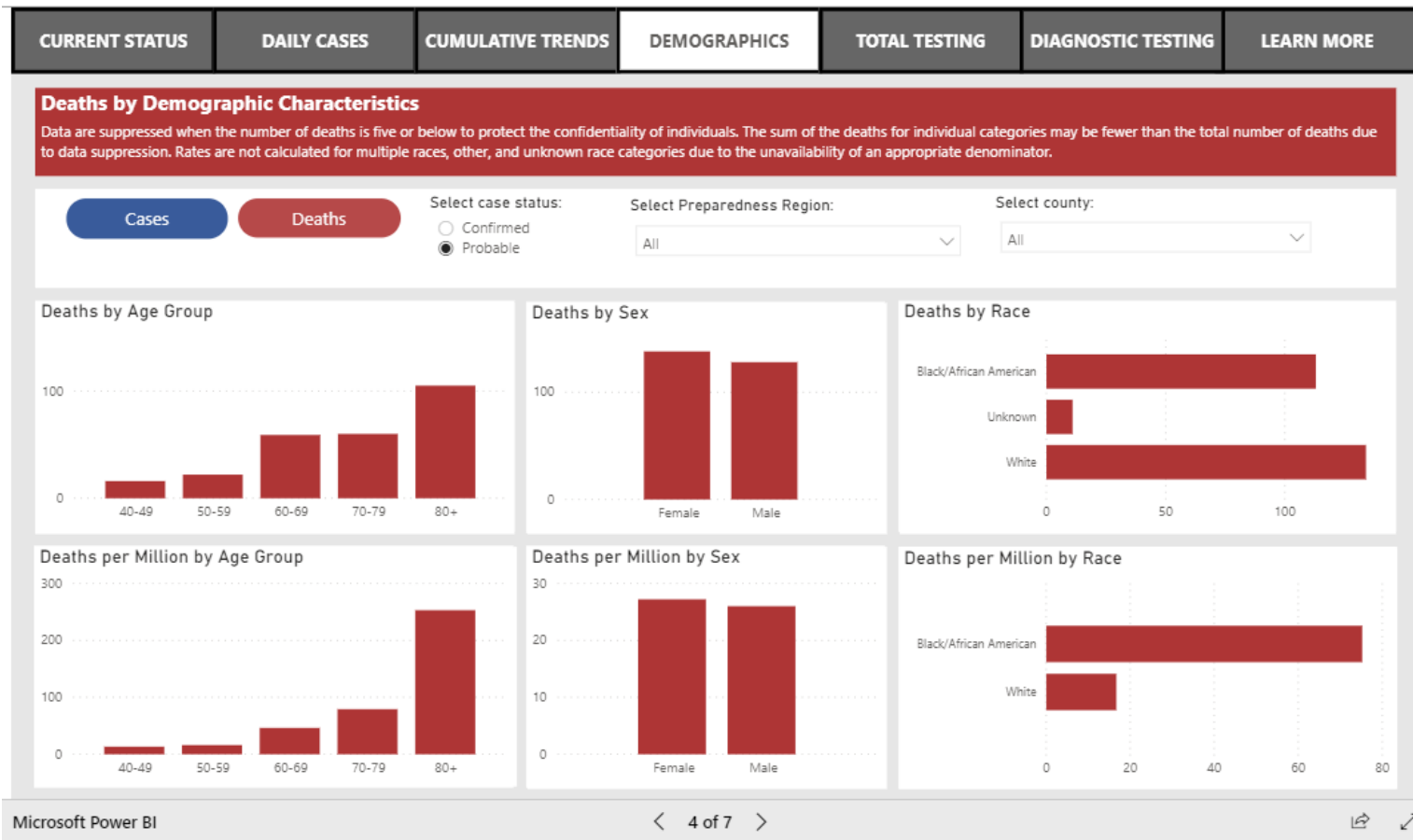


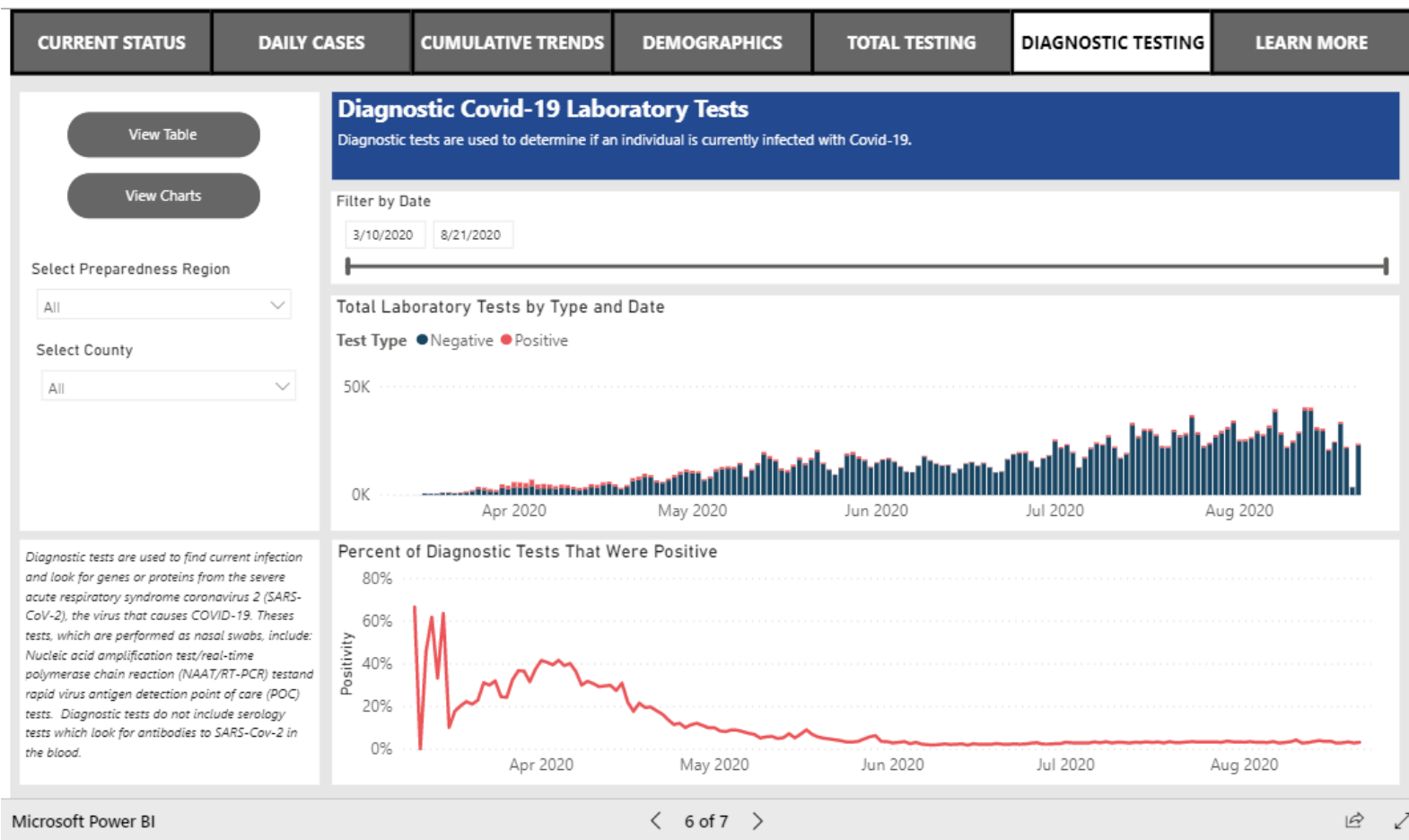












CURRENT STATUS	DAILY CASES	CUMULATIVE TRENDS	DEMOGRAPHICS	TOTAL TESTING	DIAGNOSTIC TESTING	LEARN MORE
<p>Where does the data come from?</p> <p>The State of Michigan COVID-19 Dashboard displays the most recent provisional data reported to the Michigan Department of Health and Humans Services (MDHHS) about cases in Michigan by selected demographics and county of residence (City of Detroit and Wayne County are reported separately). Data are reported to MDHHS via the Michigan Disease Surveillance System (MDSS). Provisional Death data are provided by the MDHHS Division for Vital Records & Health Statistics.</p> <p>How does MDHHS classify confirmed and probable cases?</p> <p>Confirmed cases only include individuals who have had a positive diagnostic laboratory test for COVID-19. Probable cases include individuals who have symptoms consistent with COVID-19 and an epidemiologic link to a confirmed case or a positive serology (antibody) test, but do not have a positive diagnostic laboratory test for COVID-19 and individuals with a positive serology (antibody) test for COVID-19 and an epidemiologic link to a confirmed case.</p> <p>How does MDHHS classify confirmed and probable deaths?</p> <p>Confirmed deaths include individuals who meet one or more of the following conditions: 1) Have been identified as a confirmed case and classified as deceased as a result of a case investigation in the Michigan Disease Surveillance System (MDSS). MDSS is the database used by state and local health department to monitor reportable diseases like COVID-19; 2) have been identified as a confirmed case in MDSS had have a death certificate with COVID-19 listed as a cause of death; 3) have been identified as a confirmed case in MDSS and die within 30 days of onset of COVID-19 infection and have a death certificate which classifies their manner death as 'natural'. Probable deaths include individuals who have COVID indicated as a cause of death on their death certificate but have not had a positive diagnostic laboratory test.</p> <p>Why do the number of probable cases fluctuate?</p> <p>The number of probable cases can change daily based on the investigation efforts of the health department. When a probable case is first reported, local and/or state health department staff investigate to determine if the person meets the case definition of probable. As additional information is gathered, the case could be re-classified to confirmed, remain as probable, or be determined as not a case.</p> <p>Why do data in the demographics tab not sum to the total number of cases for a county or region?</p> <p>Data are not shown whenever the number of cases for a particular demographic category is fewer than six to protect the confidentiality of individuals. Rates are not calculated for other, multiple, and unknown race because an appropriate population denominator is not available for these categories at the county level.</p> <p>Where can I get more information about COVID-19?</p> <p>Visit https://www.michigan.gov/coronavirus to find information on resources and assistance, answers to frequently asked questions, and the latest updates on Michigan's response to COVID-19. For COVID-19 updates from CDC visit https://www.cdc.gov/coronavirus/2019-ncov.</p>						

Microsoft Power BI

< 7 of 7 >

PUBLIC USE DATASETS

Cases and Deaths by County

README

Includes total cases and deaths to date by case status (confirmed or probable) and county.

County is based on the county of residence.

Confirmed cases only include individuals who have had a positive diagnostic laboratory test for COVID-19.

Probable cases include individuals who have symptoms consistent with COVID-19 and an epidemiologic link to a confirmed case or a positive serology (antibody) test, but do not have a positive diagnostic laboratory test for COVID-19 and individuals with a positive serology (antibody) test for COVID-19 and an epidemiologic link to a confirmed case.

Confirmed deaths include individuals who meet one or more of the following conditions: 1) Have been identified as a confirmed case and classified as deceased as a result of a case investigation in the Michigan Disease Surveillance System (MDSS). MDSS is the database used by state and local health department to monitor reportable diseases like COVID-19; 2) have been identified as a confirmed case in MDSS had have a death certificate with COVID-19 listed as a cause of death; 3) have been identified as a confirmed case in MDSS and die within 30 days of onset of COVID-19 infection and have a death certificate which classifies their manner death as 'natural'.

Probable deaths include individuals who have COVID indicated as a cause of death on their death certificate but have not had a positive diagnostic laboratory test.

The number of probable cases can change daily based on information obtained through the health department investigation. Probable cases can be re-classified as a confirmed case or determined to not be a case.

CASES AND DEATHS BY COUNTY 2020-08-22

Updated	COUNTY	ConfirmedCases	ConfirmedDeaths	ProbableCases	ProbableDeaths
2020/08/22 13:18:22	Alcona	26	2	4	0
2020/08/22 13:18:22	Alger	16	0	2	0
2020/08/22 13:18:22	Allegan	521	6	62	0
2020/08/22 13:18:22	Alpena	117	14	14	0
2020/08/22 13:18:22	Antrim	46	0	6	0
2020/08/22 13:18:22	Arenac	43	3	6	0
2020/08/22 13:18:22	Baraga	6	0	2	0
2020/08/22 13:18:22	Barry	177	2	23	0
2020/08/22 13:18:22	Bay	683	39	81	0
2020/08/22 13:18:22	Benzie	36	1	3	0
2020/08/22 13:18:22	Berrien	1336	69	181	0
2020/08/22 13:18:22	Branch	363	3	36	0
2020/08/22 13:18:22	Calhoun	765	42	108	1
2020/08/22 13:18:22	Cass	356	15	25	0
2020/08/22 13:18:22	Charlevoix	58	2	5	0
2020/08/22 13:18:22	Cheboygan	55	2	8	0
2020/08/22 13:18:22	Chippewa	33	0	15	0
2020/08/22 13:18:22	Clare	85	3	8	0
2020/08/22 13:18:22	Clinton	377	13	70	0
2020/08/22 13:18:22	Crawford	103	5	9	0
2020/08/22 13:18:22	Delta	103	3	28	0
2020/08/22 13:18:22	Dickinson	60	2	1	0
2020/08/22 13:18:22	Eaton	427	8	61	0
2020/08/22 13:18:22	Emmet	91	2	9	0
2020/08/22 13:18:22	Genesee	3106	277	736	25
2020/08/22 13:18:22	Gladwin	66	2	7	0
2020/08/22 13:18:22	Gogebic	131	1	10	0
2020/08/22 13:18:22	Grand Traverse	248	5	28	0
2020/08/22 13:18:22	Gratiot	153	15	18	0
2020/08/22 13:18:22	Hillsdale	267	25	21	0
2020/08/22 13:18:22	Houghton	48	0	9	0
2020/08/22 13:18:22	Huron	159	4	30	0
2020/08/22 13:18:22	Ingham	1631	36	48	0
2020/08/22 13:18:22	Ionia	247	7	34	0
2020/08/22 13:18:22	Iosco	116	11	24	1
2020/08/22 13:18:22	Iron	25	1		
2020/08/22 13:18:22	Isabella	257	9	41	0
2020/08/22 13:18:22	Jackson	747	35	22	1
2020/08/22 13:18:22	Kalamazoo	1664	84	145	2
2020/08/22 13:18:22	Kalkaska	46	4	13	0
2020/08/22 13:18:22	Kent	7280	157	713	3
2020/08/22 13:18:22	Keweenaw	2	0		
2020/08/22 13:18:22	Lake	28	0	1	0
2020/08/22 13:18:22	Lapeer	428	34	84	1
2020/08/22 13:18:22	Leelanau	77	0	6	0
2020/08/22 13:18:22	Lenawee	447	13	41	0
2020/08/22 13:18:22	Livingston	834	28	163	1

2020/08/22 13:18:22	Luce	4	0		
2020/08/22 13:18:22	Mackinac	23	0	8	0
2020/08/22 13:18:22	Macomb	11458	920	421	38
2020/08/22 13:18:22	Manistee	40	1	5	0
2020/08/22 13:18:22	Marquette	198	11	32	0
2020/08/22 13:18:22	Mason	98	0	11	0
2020/08/22 13:18:22	Mecosta	69	2	7	0
2020/08/22 13:18:22	Menominee	194	0	28	0
2020/08/22 13:18:22	Midland	294	10	86	0
2020/08/22 13:18:22	Missaukee	28	1	14	0
2020/08/22 13:18:22	Monroe	1028	24	142	2
2020/08/22 13:18:22	Montcalm	190	3	20	0
2020/08/22 13:18:22	Montmorency	11	0	1	0
2020/08/22 13:18:22	Muskegon	1216	63	53	0
2020/08/22 13:18:22	Newaygo	264	0	13	0
2020/08/22 13:18:22	Oakland	13572	1108	3534	43
2020/08/22 13:18:22	Oceana	470	6	25	0
2020/08/22 13:18:22	Ogemaw	40	3	14	0
2020/08/22 13:18:22	Ontonagon	31	0	1	0
2020/08/22 13:18:22	Osceola	66	0	7	0
2020/08/22 13:18:22	Oscoda	22	1	7	0
2020/08/22 13:18:22	Otsego	117	11	20	0
2020/08/22 13:18:22	Ottawa	1867	58	110	5
2020/08/22 13:18:22	Presque Isle	19	1	2	0
2020/08/22 13:18:22	Roscommon	57	3	7	0
2020/08/22 13:18:22	Saginaw	2199	127	142	3
2020/08/22 13:18:22	Sanilac	112	5	4	1
2020/08/22 13:18:22	Schoolcraft	14	0	1	0
2020/08/22 13:18:22	Shiawassee	352	28	26	1
2020/08/22 13:18:22	St Clair	748	52	125	1
2020/08/22 13:18:22	St Joseph	571	11	86	0
2020/08/22 13:18:22	Tuscola	371	29	44	0
2020/08/22 13:18:22	Van Buren	505	13	58	1
2020/08/22 13:18:22	Washtenaw	2421	114	333	1
2020/08/22 13:18:22	Wayne	14823	1219	675	36
2020/08/22 13:18:22	Wexford	70	4	13	0
2020/08/22 13:18:22	MDOC	4899	69	7	0
2020/08/22 13:18:22	FCI	191	5	4	0
2020/08/22 13:18:22	Out-of-State	92	0	1	0
2020/08/22 13:18:22	Unknown	2	0	4	0
2020/08/22 13:18:22	Detroit City	13388	1503	968	99

PUBLIC USE DATASETS

Cases by Demographics Statewide

README

Includes the total number of confirmed and probable cases and confirmed and probable deaths to date by demographic characteristics

Confirmed cases only include individuals who have had a positive diagnostic laboratory test for COVID-19.

Probable cases include individuals who have symptoms consistent with COVID-19 and an epidemiologic link to a confirmed case or a positive serology (antibody) test, but do not have a positive diagnostic laboratory test for COVID-19 and individuals with a positive serology (antibody) test for COVID-19 and an epidemiologic link to a confirmed case.

Confirmed deaths include individuals who meet one or more of the following conditions: 1) Have been identified as a confirmed case and classified as deceased as a result of a case investigation in the Michigan Disease Surveillance System (MDSS). MDSS is the database used by state and local health department to monitor reportable diseases like COVID-19; 2) have been identified as a confirmed case in MDSS had have a death certificate with COVID-19 listed as a cause of death; 3) have been identified as a confirmed case in MDSS and die within 30 days of onset of COVID-19 infection and have a death certificate which classifies their manner death as 'natural'.

Probable deaths include individuals who have COVID indicated as a cause of death on their death certificate but have not had a positive diagnostic laboratory test.

The number of probable cases can change daily based on information obtained through the health department investigation. Probable cases can be re-classified as a confirmed case or determined to not be a case.

Data is suppressed when the number of cases or deaths in a single category is between one and five to protect the confidentiality of individuals.

CASES BY DEMOGRAPHICS STATEWIDE 2020-08-22

CASE_STATUS	AgeCat	RaceCat	SEX	Cases	Deaths
Confirmed	0-9	American Indian/Alaska Native	Female	6	0
Confirmed	10-19	American Indian/Alaska Native	Female	19	0
Confirmed	20-29	American Indian/Alaska Native	Female	40	0
Confirmed	30-39	American Indian/Alaska Native	Female	35	0
Confirmed	40-49	American Indian/Alaska Native	Female	38	0
Confirmed	50-59	American Indian/Alaska Native	Female	44	0
Confirmed	60-69	American Indian/Alaska Native	Female	19	Suppressed
Confirmed	70-79	American Indian/Alaska Native	Female	17	Suppressed
Confirmed	80+	American Indian/Alaska Native	Female	6	Suppressed
Confirmed	Unknown	American Indian/Alaska Native	Female	0	0
Confirmed	0-9	Asian/Pacific Islander	Female	16	0
Confirmed	10-19	Asian/Pacific Islander	Female	47	0
Confirmed	20-29	Asian/Pacific Islander	Female	152	0
Confirmed	30-39	Asian/Pacific Islander	Female	196	0
Confirmed	40-49	Asian/Pacific Islander	Female	194	0
Confirmed	50-59	Asian/Pacific Islander	Female	157	Suppressed
Confirmed	60-69	Asian/Pacific Islander	Female	98	Suppressed
Confirmed	70-79	Asian/Pacific Islander	Female	49	11
Confirmed	80+	Asian/Pacific Islander	Female	54	22
Confirmed	Unknown	Asian/Pacific Islander	Female	0	0
Confirmed	0-9	Black/African American	Female	160	Suppressed
Confirmed	10-19	Black/African American	Female	424	Suppressed
Confirmed	20-29	Black/African American	Female	1914	Suppressed
Confirmed	30-39	Black/African American	Female	1923	8
Confirmed	40-49	Black/African American	Female	2076	52
Confirmed	50-59	Black/African American	Female	2026	105
Confirmed	60-69	Black/African American	Female	1848	227
Confirmed	70-79	Black/African American	Female	1276	312
Confirmed	80+	Black/African American	Female	1011	417
Confirmed	Unknown	Black/African American	Female	0	0
Confirmed	0-9	Multiple Races	Female	60	0
Confirmed	10-19	Multiple Races	Female	248	0
Confirmed	20-29	Multiple Races	Female	675	0
Confirmed	30-39	Multiple Races	Female	563	0
Confirmed	40-49	Multiple Races	Female	669	Suppressed
Confirmed	50-59	Multiple Races	Female	701	Suppressed
Confirmed	60-69	Multiple Races	Female	432	Suppressed
Confirmed	70-79	Multiple Races	Female	200	12
Confirmed	80+	Multiple Races	Female	196	20
Confirmed	Unknown	Multiple Races	Female	Suppressed	0
Confirmed	0-9	Other	Female	113	0
Confirmed	10-19	Other	Female	307	0
Confirmed	20-29	Other	Female	656	0
Confirmed	30-39	Other	Female	524	Suppressed
Confirmed	40-49	Other	Female	516	Suppressed
Confirmed	50-59	Other	Female	351	Suppressed
Confirmed	60-69	Other	Female	226	13

Confirmed	70-79	Other	Female	120	14
Confirmed	80+	Other	Female	103	22
Confirmed	Unknown	Other	Female	Suppressed	0
Confirmed	0-9	Unknown	Female	100	0
Confirmed	10-19	Unknown	Female	588	0
Confirmed	20-29	Unknown	Female	1181	0
Confirmed	30-39	Unknown	Female	998	0
Confirmed	40-49	Unknown	Female	1148	Suppressed
Confirmed	50-59	Unknown	Female	1121	6
Confirmed	60-69	Unknown	Female	857	16
Confirmed	70-79	Unknown	Female	500	25
Confirmed	80+	Unknown	Female	549	51
Confirmed	Unknown	Unknown	Female	Suppressed	0
Confirmed	0-9	White	Female	316	0
Confirmed	10-19	White	Female	1735	0
Confirmed	20-29	White	Female	4051	Suppressed
Confirmed	30-39	White	Female	2853	8
Confirmed	40-49	White	Female	2908	22
Confirmed	50-59	White	Female	3264	67
Confirmed	60-69	White	Female	2578	167
Confirmed	70-79	White	Female	1930	371
Confirmed	80+	White	Female	2982	1047
Confirmed	Unknown	White	Female	10	0
Confirmed	0-9	American Indian/Alaska Native	Male	8	0
Confirmed	10-19	American Indian/Alaska Native	Male	8	0
Confirmed	20-29	American Indian/Alaska Native	Male	31	0
Confirmed	30-39	American Indian/Alaska Native	Male	31	0
Confirmed	40-49	American Indian/Alaska Native	Male	40	0
Confirmed	50-59	American Indian/Alaska Native	Male	36	Suppressed
Confirmed	60-69	American Indian/Alaska Native	Male	26	6
Confirmed	70-79	American Indian/Alaska Native	Male	16	6
Confirmed	80+	American Indian/Alaska Native	Male	Suppressed	Suppressed
Confirmed	Unknown	American Indian/Alaska Native	Male	0	0
Confirmed	0-9	Asian/Pacific Islander	Male	34	0
Confirmed	10-19	Asian/Pacific Islander	Male	34	0
Confirmed	20-29	Asian/Pacific Islander	Male	163	0
Confirmed	30-39	Asian/Pacific Islander	Male	178	0
Confirmed	40-49	Asian/Pacific Islander	Male	154	Suppressed
Confirmed	50-59	Asian/Pacific Islander	Male	134	Suppressed
Confirmed	60-69	Asian/Pacific Islander	Male	98	11
Confirmed	70-79	Asian/Pacific Islander	Male	46	13
Confirmed	80+	Asian/Pacific Islander	Male	33	16
Confirmed	Unknown	Asian/Pacific Islander	Male	0	0
Confirmed	0-9	Black/African American	Male	154	0
Confirmed	10-19	Black/African American	Male	387	0
Confirmed	20-29	Black/African American	Male	1401	9
Confirmed	30-39	Black/African American	Male	1534	27
Confirmed	40-49	Black/African American	Male	1722	70
Confirmed	50-59	Black/African American	Male	2060	190
Confirmed	60-69	Black/African American	Male	1975	338

Confirmed	70-79	Black/African American	Male	1273	413
Confirmed	80+	Black/African American	Male	594	301
Confirmed	Unknown	Black/African American	Male	Suppressed	0
Confirmed	0-9	Multiple Races	Male	71	0
Confirmed	10-19	Multiple Races	Male	227	0
Confirmed	20-29	Multiple Races	Male	514	0
Confirmed	30-39	Multiple Races	Male	451	0
Confirmed	40-49	Multiple Races	Male	492	Suppressed
Confirmed	50-59	Multiple Races	Male	503	Suppressed
Confirmed	60-69	Multiple Races	Male	358	21
Confirmed	70-79	Multiple Races	Male	181	14
Confirmed	80+	Multiple Races	Male	83	16
Confirmed	Unknown	Multiple Races	Male	0	0
Confirmed	0-9	Other	Male	140	0
Confirmed	10-19	Other	Male	323	0
Confirmed	20-29	Other	Male	664	Suppressed
Confirmed	30-39	Other	Male	637	Suppressed
Confirmed	40-49	Other	Male	544	Suppressed
Confirmed	50-59	Other	Male	391	9
Confirmed	60-69	Other	Male	250	24
Confirmed	70-79	Other	Male	126	18
Confirmed	80+	Other	Male	52	12
Confirmed	Unknown	Other	Male	Suppressed	0
Confirmed	0-9	Unknown	Male	136	0
Confirmed	10-19	Unknown	Male	620	0
Confirmed	20-29	Unknown	Male	1226	Suppressed
Confirmed	30-39	Unknown	Male	1163	Suppressed
Confirmed	40-49	Unknown	Male	1239	11
Confirmed	50-59	Unknown	Male	1229	10
Confirmed	60-69	Unknown	Male	879	20
Confirmed	70-79	Unknown	Male	428	25
Confirmed	80+	Unknown	Male	272	42
Confirmed	Unknown	Unknown	Male	10	0
Confirmed	0-9	White	Male	369	0
Confirmed	10-19	White	Male	1475	0
Confirmed	20-29	White	Male	3206	Suppressed
Confirmed	30-39	White	Male	2740	13
Confirmed	40-49	White	Male	2710	38
Confirmed	50-59	White	Male	3284	118
Confirmed	60-69	White	Male	2858	285
Confirmed	70-79	White	Male	1952	474
Confirmed	80+	White	Male	1620	755
Confirmed	Unknown	White	Male	7	0
Confirmed	0-9	American Indian/Alaska Native	Unknown	0	0
Confirmed	10-19	American Indian/Alaska Native	Unknown	0	0
Confirmed	20-29	American Indian/Alaska Native	Unknown	0	0
Confirmed	30-39	American Indian/Alaska Native	Unknown	0	0
Confirmed	40-49	American Indian/Alaska Native	Unknown	0	0
Confirmed	50-59	American Indian/Alaska Native	Unknown	0	0
Confirmed	60-69	American Indian/Alaska Native	Unknown	0	0

Confirmed	70-79	American Indian/Alaska Native	Unknown	0	0
Confirmed	80+	American Indian/Alaska Native	Unknown	0	0
Confirmed	Unknown	American Indian/Alaska Native	Unknown	0	0
Confirmed	0-9	Asian/Pacific Islander	Unknown	0	0
Confirmed	10-19	Asian/Pacific Islander	Unknown	0	0
Confirmed	20-29	Asian/Pacific Islander	Unknown	0	0
Confirmed	30-39	Asian/Pacific Islander	Unknown	Suppressed	0
Confirmed	40-49	Asian/Pacific Islander	Unknown	0	0
Confirmed	50-59	Asian/Pacific Islander	Unknown	0	0
Confirmed	60-69	Asian/Pacific Islander	Unknown	0	0
Confirmed	70-79	Asian/Pacific Islander	Unknown	0	0
Confirmed	80+	Asian/Pacific Islander	Unknown	0	0
Confirmed	Unknown	Asian/Pacific Islander	Unknown	0	0
Confirmed	0-9	Black/African American	Unknown	0	0
Confirmed	10-19	Black/African American	Unknown	Suppressed	0
Confirmed	20-29	Black/African American	Unknown	Suppressed	0
Confirmed	30-39	Black/African American	Unknown	Suppressed	0
Confirmed	40-49	Black/African American	Unknown	Suppressed	0
Confirmed	50-59	Black/African American	Unknown	Suppressed	0
Confirmed	60-69	Black/African American	Unknown	Suppressed	0
Confirmed	70-79	Black/African American	Unknown	Suppressed	0
Confirmed	80+	Black/African American	Unknown	Suppressed	0
Confirmed	Unknown	Black/African American	Unknown	Suppressed	0
Confirmed	0-9	Multiple Races	Unknown	0	0
Confirmed	10-19	Multiple Races	Unknown	Suppressed	0
Confirmed	20-29	Multiple Races	Unknown	Suppressed	0
Confirmed	30-39	Multiple Races	Unknown	Suppressed	0
Confirmed	40-49	Multiple Races	Unknown	Suppressed	0
Confirmed	50-59	Multiple Races	Unknown	Suppressed	0
Confirmed	60-69	Multiple Races	Unknown	Suppressed	0
Confirmed	70-79	Multiple Races	Unknown	Suppressed	0
Confirmed	80+	Multiple Races	Unknown	Suppressed	0
Confirmed	Unknown	Multiple Races	Unknown	0	0
Confirmed	0-9	Other	Unknown	Suppressed	0
Confirmed	10-19	Other	Unknown	Suppressed	0
Confirmed	20-29	Other	Unknown	0	0
Confirmed	30-39	Other	Unknown	Suppressed	0
Confirmed	40-49	Other	Unknown	Suppressed	0
Confirmed	50-59	Other	Unknown	Suppressed	0
Confirmed	60-69	Other	Unknown	0	0
Confirmed	70-79	Other	Unknown	0	0
Confirmed	80+	Other	Unknown	0	0
Confirmed	Unknown	Other	Unknown	Suppressed	0
Confirmed	0-9	Unknown	Unknown	6	0
Confirmed	10-19	Unknown	Unknown	7	0
Confirmed	20-29	Unknown	Unknown	39	0
Confirmed	30-39	Unknown	Unknown	21	0
Confirmed	40-49	Unknown	Unknown	34	0
Confirmed	50-59	Unknown	Unknown	27	0
Confirmed	60-69	Unknown	Unknown	9	0

Confirmed	70-79	Unknown	Unknown	Suppressed	0
Confirmed	80+	Unknown	Unknown	10	0
Confirmed	Unknown	Unknown	Unknown	Suppressed	0
Confirmed	0-9	White	Unknown	0	0
Confirmed	10-19	White	Unknown	Suppressed	0
Confirmed	20-29	White	Unknown	7	0
Confirmed	30-39	White	Unknown	6	0
Confirmed	40-49	White	Unknown	Suppressed	0
Confirmed	50-59	White	Unknown	Suppressed	0
Confirmed	60-69	White	Unknown	Suppressed	0
Confirmed	70-79	White	Unknown	Suppressed	0
Confirmed	80+	White	Unknown	Suppressed	0
Confirmed	Unknown	White	Unknown	0	0
Probable	0-9	American Indian/Alaska Native	Female	Suppressed	0
Probable	10-19	American Indian/Alaska Native	Female	0	0
Probable	20-29	American Indian/Alaska Native	Female	Suppressed	0
Probable	30-39	American Indian/Alaska Native	Female	Suppressed	0
Probable	40-49	American Indian/Alaska Native	Female	Suppressed	0
Probable	50-59	American Indian/Alaska Native	Female	Suppressed	0
Probable	60-69	American Indian/Alaska Native	Female	Suppressed	0
Probable	70-79	American Indian/Alaska Native	Female	Suppressed	0
Probable	80+	American Indian/Alaska Native	Female	0	0
Probable	Unknown	American Indian/Alaska Native	Female	0	0
Probable	0-9	Asian/Pacific Islander	Female	9	0
Probable	10-19	Asian/Pacific Islander	Female	7	0
Probable	20-29	Asian/Pacific Islander	Female	21	0
Probable	30-39	Asian/Pacific Islander	Female	16	0
Probable	40-49	Asian/Pacific Islander	Female	6	0
Probable	50-59	Asian/Pacific Islander	Female	11	0
Probable	60-69	Asian/Pacific Islander	Female	Suppressed	0
Probable	70-79	Asian/Pacific Islander	Female	Suppressed	0
Probable	80+	Asian/Pacific Islander	Female	0	0
Probable	Unknown	Asian/Pacific Islander	Female	Suppressed	0
Probable	0-9	Black/African American	Female	20	0
Probable	10-19	Black/African American	Female	38	0
Probable	20-29	Black/African American	Female	108	0
Probable	30-39	Black/African American	Female	88	0
Probable	40-49	Black/African American	Female	121	Suppressed
Probable	50-59	Black/African American	Female	127	6
Probable	60-69	Black/African American	Female	107	11
Probable	70-79	Black/African American	Female	44	10
Probable	80+	Black/African American	Female	30	20
Probable	Unknown	Black/African American	Female	Suppressed	0
Probable	0-9	Multiple Races	Female	14	0
Probable	10-19	Multiple Races	Female	21	0
Probable	20-29	Multiple Races	Female	40	0
Probable	30-39	Multiple Races	Female	19	0
Probable	40-49	Multiple Races	Female	50	0
Probable	50-59	Multiple Races	Female	53	0
Probable	60-69	Multiple Races	Female	38	0

Probable	70-79	Multiple Races	Female	11	0
Probable	80+	Multiple Races	Female	Suppressed	Suppressed
Probable	Unknown	Multiple Races	Female	Suppressed	0
Probable	0-9	Other	Female	19	0
Probable	10-19	Other	Female	31	0
Probable	20-29	Other	Female	33	0
Probable	30-39	Other	Female	40	0
Probable	40-49	Other	Female	29	0
Probable	50-59	Other	Female	24	Suppressed
Probable	60-69	Other	Female	14	Suppressed
Probable	70-79	Other	Female	8	0
Probable	80+	Other	Female	Suppressed	0
Probable	Unknown	Other	Female	Suppressed	0
Probable	0-9	Unknown	Female	34	0
Probable	10-19	Unknown	Female	144	0
Probable	20-29	Unknown	Female	339	0
Probable	30-39	Unknown	Female	285	0
Probable	40-49	Unknown	Female	377	0
Probable	50-59	Unknown	Female	399	0
Probable	60-69	Unknown	Female	321	Suppressed
Probable	70-79	Unknown	Female	133	0
Probable	80+	Unknown	Female	65	Suppressed
Probable	Unknown	Unknown	Female	29	0
Probable	0-9	White	Female	110	0
Probable	10-19	White	Female	206	0
Probable	20-29	White	Female	344	0
Probable	30-39	White	Female	274	0
Probable	40-49	White	Female	330	Suppressed
Probable	50-59	White	Female	368	Suppressed
Probable	60-69	White	Female	239	15
Probable	70-79	White	Female	126	16
Probable	80+	White	Female	91	41
Probable	Unknown	White	Female	30	0
Probable	0-9	American Indian/Alaska Native	Male	0	0
Probable	10-19	American Indian/Alaska Native	Male	0	0
Probable	20-29	American Indian/Alaska Native	Male	Suppressed	0
Probable	30-39	American Indian/Alaska Native	Male	0	0
Probable	40-49	American Indian/Alaska Native	Male	Suppressed	0
Probable	50-59	American Indian/Alaska Native	Male	Suppressed	0
Probable	60-69	American Indian/Alaska Native	Male	Suppressed	0
Probable	70-79	American Indian/Alaska Native	Male	0	0
Probable	80+	American Indian/Alaska Native	Male	Suppressed	Suppressed
Probable	Unknown	American Indian/Alaska Native	Male	0	0
Probable	0-9	Asian/Pacific Islander	Male	11	0
Probable	10-19	Asian/Pacific Islander	Male	Suppressed	0
Probable	20-29	Asian/Pacific Islander	Male	13	0
Probable	30-39	Asian/Pacific Islander	Male	17	0
Probable	40-49	Asian/Pacific Islander	Male	Suppressed	0
Probable	50-59	Asian/Pacific Islander	Male	7	0
Probable	60-69	Asian/Pacific Islander	Male	Suppressed	0

Probable	70-79	Asian/Pacific Islander	Male	Suppressed	0
Probable	80+	Asian/Pacific Islander	Male	0	0
Probable	Unknown	Asian/Pacific Islander	Male	0	0
Probable	0-9	Black/African American	Male	31	0
Probable	10-19	Black/African American	Male	28	0
Probable	20-29	Black/African American	Male	54	0
Probable	30-39	Black/African American	Male	50	0
Probable	40-49	Black/African American	Male	52	7
Probable	50-59	Black/African American	Male	82	6
Probable	60-69	Black/African American	Male	77	15
Probable	70-79	Black/African American	Male	42	22
Probable	80+	Black/African American	Male	17	13
Probable	Unknown	Black/African American	Male	Suppressed	0
Probable	0-9	Multiple Races	Male	15	0
Probable	10-19	Multiple Races	Male	21	0
Probable	20-29	Multiple Races	Male	28	0
Probable	30-39	Multiple Races	Male	32	0
Probable	40-49	Multiple Races	Male	41	0
Probable	50-59	Multiple Races	Male	31	0
Probable	60-69	Multiple Races	Male	20	0
Probable	70-79	Multiple Races	Male	12	0
Probable	80+	Multiple Races	Male	Suppressed	Suppressed
Probable	Unknown	Multiple Races	Male	8	0
Probable	0-9	Other	Male	18	0
Probable	10-19	Other	Male	31	0
Probable	20-29	Other	Male	39	0
Probable	30-39	Other	Male	25	0
Probable	40-49	Other	Male	20	0
Probable	50-59	Other	Male	17	0
Probable	60-69	Other	Male	16	Suppressed
Probable	70-79	Other	Male	6	Suppressed
Probable	80+	Other	Male	Suppressed	0
Probable	Unknown	Other	Male	Suppressed	0
Probable	0-9	Unknown	Male	36	0
Probable	10-19	Unknown	Male	148	0
Probable	20-29	Unknown	Male	265	0
Probable	30-39	Unknown	Male	269	Suppressed
Probable	40-49	Unknown	Male	254	Suppressed
Probable	50-59	Unknown	Male	291	0
Probable	60-69	Unknown	Male	217	Suppressed
Probable	70-79	Unknown	Male	87	Suppressed
Probable	80+	Unknown	Male	37	Suppressed
Probable	Unknown	Unknown	Male	21	0
Probable	0-9	White	Male	132	0
Probable	10-19	White	Male	204	0
Probable	20-29	White	Male	266	Suppressed
Probable	30-39	White	Male	221	Suppressed
Probable	40-49	White	Male	222	Suppressed
Probable	50-59	White	Male	276	Suppressed
Probable	60-69	White	Male	199	12

Probable	70-79	White	Male	81	10
Probable	80+	White	Male	61	23
Probable	Unknown	White	Male	15	0
Probable	0-9	American Indian/Alaska Native	Unknown	0	0
Probable	10-19	American Indian/Alaska Native	Unknown	0	0
Probable	20-29	American Indian/Alaska Native	Unknown	Suppressed	0
Probable	30-39	American Indian/Alaska Native	Unknown	0	0
Probable	40-49	American Indian/Alaska Native	Unknown	0	0
Probable	50-59	American Indian/Alaska Native	Unknown	0	0
Probable	60-69	American Indian/Alaska Native	Unknown	0	0
Probable	70-79	American Indian/Alaska Native	Unknown	0	0
Probable	80+	American Indian/Alaska Native	Unknown	0	0
Probable	Unknown	American Indian/Alaska Native	Unknown	0	0
Probable	0-9	Asian/Pacific Islander	Unknown	0	0
Probable	10-19	Asian/Pacific Islander	Unknown	0	0
Probable	20-29	Asian/Pacific Islander	Unknown	0	0
Probable	30-39	Asian/Pacific Islander	Unknown	0	0
Probable	40-49	Asian/Pacific Islander	Unknown	0	0
Probable	50-59	Asian/Pacific Islander	Unknown	0	0
Probable	60-69	Asian/Pacific Islander	Unknown	0	0
Probable	70-79	Asian/Pacific Islander	Unknown	0	0
Probable	80+	Asian/Pacific Islander	Unknown	0	0
Probable	Unknown	Asian/Pacific Islander	Unknown	0	0
Probable	0-9	Black/African American	Unknown	0	0
Probable	10-19	Black/African American	Unknown	0	0
Probable	20-29	Black/African American	Unknown	0	0
Probable	30-39	Black/African American	Unknown	0	0
Probable	40-49	Black/African American	Unknown	Suppressed	0
Probable	50-59	Black/African American	Unknown	0	0
Probable	60-69	Black/African American	Unknown	Suppressed	0
Probable	70-79	Black/African American	Unknown	0	0
Probable	80+	Black/African American	Unknown	0	0
Probable	Unknown	Black/African American	Unknown	Suppressed	0
Probable	0-9	Multiple Races	Unknown	0	0
Probable	10-19	Multiple Races	Unknown	Suppressed	0
Probable	20-29	Multiple Races	Unknown	Suppressed	0
Probable	30-39	Multiple Races	Unknown	Suppressed	0
Probable	40-49	Multiple Races	Unknown	Suppressed	0
Probable	50-59	Multiple Races	Unknown	Suppressed	0
Probable	60-69	Multiple Races	Unknown	Suppressed	0
Probable	70-79	Multiple Races	Unknown	0	0
Probable	80+	Multiple Races	Unknown	0	0
Probable	Unknown	Multiple Races	Unknown	0	0
Probable	0-9	Other	Unknown	0	0
Probable	10-19	Other	Unknown	0	0
Probable	20-29	Other	Unknown	0	0
Probable	30-39	Other	Unknown	0	0
Probable	40-49	Other	Unknown	0	0
Probable	50-59	Other	Unknown	0	0
Probable	60-69	Other	Unknown	0	0

Probable	70-79	Other	Unknown	0	0
Probable	80+	Other	Unknown	0	0
Probable	Unknown	Other	Unknown	0	0
Probable	0-9	Unknown	Unknown	7	0
Probable	10-19	Unknown	Unknown	12	0
Probable	20-29	Unknown	Unknown	13	0
Probable	30-39	Unknown	Unknown	14	0
Probable	40-49	Unknown	Unknown	14	0
Probable	50-59	Unknown	Unknown	13	0
Probable	60-69	Unknown	Unknown	10	0
Probable	70-79	Unknown	Unknown	Suppressed	0
Probable	80+	Unknown	Unknown	Suppressed	0
Probable	Unknown	Unknown	Unknown	216	0
Probable	0-9	White	Unknown	6	0
Probable	10-19	White	Unknown	Suppressed	0
Probable	20-29	White	Unknown	Suppressed	0
Probable	30-39	White	Unknown	Suppressed	0
Probable	40-49	White	Unknown	Suppressed	0
Probable	50-59	White	Unknown	Suppressed	0
Probable	60-69	White	Unknown	0	0
Probable	70-79	White	Unknown	0	0
Probable	80+	White	Unknown	0	0
Probable	Unknown	White	Unknown	6	0

PUBLIC USE DATASETS

COVID-19 Tests by County

README

Data includes tests by type (diagnostic, serology or total combined) by county.

Diagnostic tests are used to find current infection and look for genes or proteins from the severe acute respiratory syndrome coronavirus 2 (SARS-CoV-2), the virus that causes COVID-19. These tests, which are performed as nasal swabs, include: Nucleic acid amplification test/real-time polymerase chain reaction (NAAT/RT-PCR) test and rapid virus antigen detection point of care (POC) tests.

Serology tests are used to look for the possibility of previous infection. Serology tests look for antibodies to SARS-CoV-2 in the blood. There are currently two types of serology tests: the enzyme-linked immunosorbent assay (ELISA) test and the rapid antibody detection POC test. Serology tests do not diagnose disease and do not guarantee immunity, but might provide information about previous infection.

Correctional includes state and federal prisons and county and city detection facilities. Testing data represents total tests performed, not individuals tested. A single individual may have more than one test completed.

COVID-19 TESTS BY COUNTY 2020-08-22

Updated	COUNTY	TestType	Count	RatePerMillion
2020/08/22 13:18:25	Alcona	Diagnostic	1428	137242
2020/08/22 13:18:25	Alcona	Serology	40	3844
2020/08/22 13:18:25	Alcona	Total	1468	141086
2020/08/22 13:18:25	Alger	Diagnostic	795	87286
2020/08/22 13:18:25	Alger	Serology	62	6807
2020/08/22 13:18:25	Alger	Total	857	94093
2020/08/22 13:18:25	Allegan	Diagnostic	22380	189531
2020/08/22 13:18:25	Allegan	Serology	674	5708
2020/08/22 13:18:25	Allegan	Total	23054	195239
2020/08/22 13:18:25	Alpena	Serology	120	4225
2020/08/22 13:18:25	Alpena	Diagnostic	1866	65693
2020/08/22 13:18:25	Alpena	Total	1986	69917
2020/08/22 13:18:25	Antrim	Diagnostic	3489	149588
2020/08/22 13:18:25	Antrim	Serology	75	3216
2020/08/22 13:18:25	Antrim	Total	3564	152804
2020/08/22 13:18:25	Arenac	Serology	111	7458
2020/08/22 13:18:25	Arenac	Diagnostic	2729	183364
2020/08/22 13:18:25	Arenac	Total	2840	190822
2020/08/22 13:18:25	Baraga	Serology	21	2558
2020/08/22 13:18:25	Baraga	Diagnostic	1399	170423
2020/08/22 13:18:25	Baraga	Total	1420	172981
2020/08/22 13:18:25	Barry	Serology	481	7815
2020/08/22 13:18:25	Barry	Diagnostic	11117	180617
2020/08/22 13:18:25	Barry	Total	11598	188432
2020/08/22 13:18:25	Bay	Diagnostic	24245	235101
2020/08/22 13:18:25	Bay	Serology	1154	11190
2020/08/22 13:18:25	Bay	Total	25399	246291
2020/08/22 13:18:25	Benzie	Diagnostic	2752	154903
2020/08/22 13:18:25	Benzie	Serology	43	2420
2020/08/22 13:18:25	Benzie	Total	2795	157323
2020/08/22 13:18:25	Berrien	Diagnostic	45984	299763
2020/08/22 13:18:25	Berrien	Serology	1650	10756
2020/08/22 13:18:25	Berrien	Total	47634	310519
2020/08/22 13:18:25	Branch	Diagnostic	5585	128341
2020/08/22 13:18:25	Branch	Serology	136	3125
2020/08/22 13:18:25	Branch	Total	5721	131466
2020/08/22 13:18:25	Calhoun	Diagnostic	33663	250919
2020/08/22 13:18:25	Calhoun	Serology	645	4808
2020/08/22 13:18:25	Calhoun	Total	34308	255726
2020/08/22 13:18:25	Cass	Serology	206	3978
2020/08/22 13:18:25	Cass	Diagnostic	7054	136212
2020/08/22 13:18:25	Cass	Total	7260	140190
2020/08/22 13:18:25	Charlevoix	Diagnostic	4434	169606
2020/08/22 13:18:25	Charlevoix	Serology	314	12011
2020/08/22 13:18:25	Charlevoix	Total	4748	181616
2020/08/22 13:18:25	Cheboygan	Diagnostic	2308	91312
2020/08/22 13:18:25	Cheboygan	Serology	172	6805

2020/08/22 13:18:25	Cheboygan	Total	2480	98117
2020/08/22 13:18:25	Chippewa	Diagnostic	3752	100458
2020/08/22 13:18:25	Chippewa	Serology	82	2196
2020/08/22 13:18:25	Chippewa	Total	3834	102653
2020/08/22 13:18:25	Clare	Diagnostic	3497	112989
2020/08/22 13:18:25	Clare	Serology	204	6591
2020/08/22 13:18:25	Clare	Total	3701	119580
2020/08/22 13:18:25	Clinton	Serology	2322	29173
2020/08/22 13:18:25	Clinton	Diagnostic	12717	159771
2020/08/22 13:18:25	Clinton	Total	15039	188944
2020/08/22 13:18:25	Correctional	Serology	10176	
2020/08/22 13:18:25	Correctional	Diagnostic	65612	
2020/08/22 13:18:25	Correctional	Total	75788	
2020/08/22 13:18:25	Crawford	Diagnostic	1959	139639
2020/08/22 13:18:25	Crawford	Serology	49	3493
2020/08/22 13:18:25	Crawford	Total	2008	143132
2020/08/22 13:18:25	Delta	Serology	210	5869
2020/08/22 13:18:25	Delta	Diagnostic	6536	182651
2020/08/22 13:18:25	Delta	Total	6746	188520
2020/08/22 13:18:25	Detroit City	Diagnostic	206099	317171
2020/08/22 13:18:25	Detroit City	Serology	12229	18820
2020/08/22 13:18:25	Detroit City	Total	218328	335991
2020/08/22 13:18:25	Dickinson	Serology	67	2655
2020/08/22 13:18:25	Dickinson	Diagnostic	2934	116249
2020/08/22 13:18:25	Dickinson	Total	3001	118903
2020/08/22 13:18:25	Eaton	Serology	3516	31886
2020/08/22 13:18:25	Eaton	Diagnostic	27340	247941
2020/08/22 13:18:25	Eaton	Total	30856	279827
2020/08/22 13:18:25	Emmet	Serology	740	22146
2020/08/22 13:18:25	Emmet	Diagnostic	5332	159569
2020/08/22 13:18:25	Emmet	Total	6072	181715
2020/08/22 13:18:25	Genesee	Serology	9665	23816
2020/08/22 13:18:25	Genesee	Diagnostic	67613	166611
2020/08/22 13:18:25	Genesee	Total	77278	190428
2020/08/22 13:18:25	Gladwin	Diagnostic	3835	150694
2020/08/22 13:18:25	Gladwin	Serology	124	4872
2020/08/22 13:18:25	Gladwin	Total	3959	155566
2020/08/22 13:18:25	Gogebic	Diagnostic	4621	330662
2020/08/22 13:18:25	Gogebic	Serology	33	2361
2020/08/22 13:18:25	Gogebic	Total	4654	333023
2020/08/22 13:18:25	Grand Traverse	Serology	381	4093
2020/08/22 13:18:25	Grand Traverse	Diagnostic	16022	172117
2020/08/22 13:18:25	Grand Traverse	Total	16403	176210
2020/08/22 13:18:25	Gratiot	Diagnostic	9402	230945
2020/08/22 13:18:25	Gratiot	Serology	326	8008
2020/08/22 13:18:25	Gratiot	Total	9728	238953
2020/08/22 13:18:25	Hillsdale	Diagnostic	7642	167569
2020/08/22 13:18:25	Hillsdale	Serology	239	5241
2020/08/22 13:18:25	Hillsdale	Total	7881	172810
2020/08/22 13:18:25	Houghton	Serology	82	2298

2020/08/22 13:18:25	Houghton	Diagnostic	5800	162538
2020/08/22 13:18:25	Houghton	Total	5882	164836
2020/08/22 13:18:25	Huron	Diagnostic	6585	212550
2020/08/22 13:18:25	Huron	Serology	236	7618
2020/08/22 13:18:25	Huron	Total	6821	220167
2020/08/22 13:18:25	Ingham	Diagnostic	75736	259010
2020/08/22 13:18:25	Ingham	Serology	11808	40382
2020/08/22 13:18:25	Ingham	Total	87544	299392
2020/08/22 13:18:25	Ionia	Serology	899	13896
2020/08/22 13:18:25	Ionia	Diagnostic	13547	209391
2020/08/22 13:18:25	Ionia	Total	14446	223287
2020/08/22 13:18:25	Iosco	Diagnostic	4989	198551
2020/08/22 13:18:25	Iosco	Serology	121	4816
2020/08/22 13:18:25	Iosco	Total	5110	203367
2020/08/22 13:18:25	Iron	Diagnostic	3502	316465
2020/08/22 13:18:25	Iron	Serology	16	1446
2020/08/22 13:18:25	Iron	Total	3518	317911
2020/08/22 13:18:25	Isabella	Diagnostic	7906	113150
2020/08/22 13:18:25	Isabella	Serology	429	6140
2020/08/22 13:18:25	Isabella	Total	8335	119290
2020/08/22 13:18:25	Jackson	Serology	1235	7791
2020/08/22 13:18:25	Jackson	Diagnostic	41260	260299
2020/08/22 13:18:25	Jackson	Total	42495	268090
2020/08/22 13:18:25	Kalamazoo	Serology	2202	8307
2020/08/22 13:18:25	Kalamazoo	Diagnostic	54716	206424
2020/08/22 13:18:25	Kalamazoo	Total	56918	214731
2020/08/22 13:18:25	Kalkaska	Diagnostic	3799	210611
2020/08/22 13:18:25	Kalkaska	Serology	34	1885
2020/08/22 13:18:25	Kalkaska	Total	3833	212496
2020/08/22 13:18:25	Kent	Diagnostic	172732	262928
2020/08/22 13:18:25	Kent	Serology	11220	17079
2020/08/22 13:18:25	Kent	Total	183952	280007
2020/08/22 13:18:25	Keweenaw	Diagnostic	362	171078
2020/08/22 13:18:25	Keweenaw	Serology	9	4253
2020/08/22 13:18:25	Keweenaw	Total	371	175331
2020/08/22 13:18:25	Lake	Diagnostic	2521	212689
2020/08/22 13:18:25	Lake	Serology	87	7340
2020/08/22 13:18:25	Lake	Total	2608	220029
2020/08/22 13:18:25	Lapeer	Diagnostic	11798	134670
2020/08/22 13:18:25	Lapeer	Serology	1448	16528
2020/08/22 13:18:25	Lapeer	Total	13246	151198
2020/08/22 13:18:25	Leelanau	Diagnostic	2539	116677
2020/08/22 13:18:25	Leelanau	Serology	84	3860
2020/08/22 13:18:25	Leelanau	Total	2623	120537
2020/08/22 13:18:25	Lenawee	Diagnostic	15875	161248
2020/08/22 13:18:25	Lenawee	Serology	664	6744
2020/08/22 13:18:25	Lenawee	Total	16539	167992
2020/08/22 13:18:25	Livingston	Diagnostic	37677	196239
2020/08/22 13:18:25	Livingston	Serology	3969	20672
2020/08/22 13:18:25	Livingston	Total	41646	216912

2020/08/22 13:18:25	Luce	Diagnostic	488	78343
2020/08/22 13:18:25	Luce	Serology	15	2408
2020/08/22 13:18:25	Luce	Total	503	80751
2020/08/22 13:18:25	Mackinac	Diagnostic	1226	113529
2020/08/22 13:18:25	Mackinac	Serology	41	3797
2020/08/22 13:18:25	Mackinac	Total	1267	117326
2020/08/22 13:18:25	Macomb	Diagnostic	170643	195250
2020/08/22 13:18:25	Macomb	Serology	25203	28837
2020/08/22 13:18:25	Macomb	Total	195846	224087
2020/08/22 13:18:25	Manistee	Serology	109	4438
2020/08/22 13:18:25	Manistee	Diagnostic	3100	126232
2020/08/22 13:18:25	Manistee	Total	3209	130670
2020/08/22 13:18:25	Marquette	Diagnostic	23283	349076
2020/08/22 13:18:25	Marquette	Serology	856	12834
2020/08/22 13:18:25	Marquette	Total	24139	361909
2020/08/22 13:18:25	Mason	Serology	228	7823
2020/08/22 13:18:25	Mason	Diagnostic	7188	246637
2020/08/22 13:18:25	Mason	Total	7416	254461
2020/08/22 13:18:25	Mecosta	Diagnostic	7682	176789
2020/08/22 13:18:25	Mecosta	Serology	268	6168
2020/08/22 13:18:25	Mecosta	Total	7950	182956
2020/08/22 13:18:25	Menominee	Serology	37	1624
2020/08/22 13:18:25	Menominee	Diagnostic	2677	117515
2020/08/22 13:18:25	Menominee	Total	2714	119140
2020/08/22 13:18:25	Midland	Diagnostic	9899	119041
2020/08/22 13:18:25	Midland	Serology	740	8899
2020/08/22 13:18:25	Midland	Total	10639	127940
2020/08/22 13:18:25	Missaukee	Diagnostic	2088	138114
2020/08/22 13:18:25	Missaukee	Serology	63	4167
2020/08/22 13:18:25	Missaukee	Total	2151	142281
2020/08/22 13:18:25	Monroe	Serology	2334	15508
2020/08/22 13:18:25	Monroe	Diagnostic	24307	161508
2020/08/22 13:18:25	Monroe	Total	26641	177017
2020/08/22 13:18:25	Montcalm	Serology	689	10784
2020/08/22 13:18:25	Montcalm	Diagnostic	14235	222812
2020/08/22 13:18:25	Montcalm	Total	14924	233596
2020/08/22 13:18:25	Montmorency	Diagnostic	955	102380
2020/08/22 13:18:25	Montmorency	Serology	76	8148
2020/08/22 13:18:25	Montmorency	Total	1031	110527
2020/08/22 13:18:25	Muskegon	Diagnostic	48060	276898
2020/08/22 13:18:25	Muskegon	Serology	1001	5767
2020/08/22 13:18:25	Muskegon	Total	49061	282665
2020/08/22 13:18:25	Newaygo	Serology	427	8718
2020/08/22 13:18:25	Newaygo	Diagnostic	10147	207166
2020/08/22 13:18:25	Newaygo	Total	10574	215884
2020/08/22 13:18:25	Oakland	Diagnostic	259817	206600
2020/08/22 13:18:25	Oakland	Serology	55216	43906
2020/08/22 13:18:25	Oakland	Total	315033	250507
2020/08/22 13:18:25	Oceana	Serology	220	8312
2020/08/22 13:18:25	Oceana	Diagnostic	8481	320437

2020/08/22 13:18:25	Oceana	Total	8701	328749
2020/08/22 13:18:25	Ogemaw	Serology	84	4001
2020/08/22 13:18:25	Ogemaw	Diagnostic	2869	136639
2020/08/22 13:18:25	Ogemaw	Total	2953	140639
2020/08/22 13:18:25	Ontonagon	Diagnostic	1628	284615
2020/08/22 13:18:25	Ontonagon	Serology	11	1923
2020/08/22 13:18:25	Ontonagon	Total	1639	286538
2020/08/22 13:18:25	Osceola	Serology	130	5541
2020/08/22 13:18:25	Osceola	Diagnostic	5672	241773
2020/08/22 13:18:25	Osceola	Total	5802	247315
2020/08/22 13:18:25	Oscoda	Diagnostic	871	105691
2020/08/22 13:18:25	Oscoda	Serology	14	1699
2020/08/22 13:18:25	Oscoda	Total	885	107390
2020/08/22 13:18:25	Otsego	Diagnostic	2618	106129
2020/08/22 13:18:25	Otsego	Serology	227	9202
2020/08/22 13:18:25	Otsego	Total	2845	115332
2020/08/22 13:18:25	Ottawa	Diagnostic	68397	234373
2020/08/22 13:18:25	Ottawa	Serology	3359	11510
2020/08/22 13:18:25	Ottawa	Total	71756	245883
2020/08/22 13:18:25	Presque Isle	Diagnostic	1175	93313
2020/08/22 13:18:25	Presque Isle	Serology	106	8418
2020/08/22 13:18:25	Presque Isle	Total	1281	101731
2020/08/22 13:18:25	Roscommon	Diagnostic	3635	151339
2020/08/22 13:18:25	Roscommon	Serology	236	9826
2020/08/22 13:18:25	Roscommon	Total	3871	161164
2020/08/22 13:18:25	Saginaw	Serology	1127	5915
2020/08/22 13:18:25	Saginaw	Diagnostic	53840	282567
2020/08/22 13:18:25	Saginaw	Total	54967	288482
2020/08/22 13:18:25	Sanilac	Diagnostic	7888	191596
2020/08/22 13:18:25	Sanilac	Serology	418	10153
2020/08/22 13:18:25	Sanilac	Total	8306	201749
2020/08/22 13:18:25	Schoolcraft	Diagnostic	705	87102
2020/08/22 13:18:25	Schoolcraft	Serology	34	4201
2020/08/22 13:18:25	Schoolcraft	Total	739	91302
2020/08/22 13:18:25	Shiawassee	Diagnostic	11491	168683
2020/08/22 13:18:25	Shiawassee	Serology	1299	19069
2020/08/22 13:18:25	Shiawassee	Total	12790	187751
2020/08/22 13:18:25	St Clair	Diagnostic	23342	146687
2020/08/22 13:18:25	St Clair	Serology	3639	22868
2020/08/22 13:18:25	St Clair	Total	26981	169555
2020/08/22 13:18:25	St Joseph	Serology	509	8349
2020/08/22 13:18:25	St Joseph	Diagnostic	12529	205515
2020/08/22 13:18:25	St Joseph	Total	13038	213864
2020/08/22 13:18:25	Tuscola	Diagnostic	13711	262437
2020/08/22 13:18:25	Tuscola	Serology	462	8843
2020/08/22 13:18:25	Tuscola	Total	14173	271280
2020/08/22 13:18:25	Unknown	Diagnostic	205249	
2020/08/22 13:18:25	Unknown	Serology	19496	
2020/08/22 13:18:25	Unknown	Total	224745	
2020/08/22 13:18:25	Van Buren	Diagnostic	18554	245174

2020/08/22 13:18:25	Van Buren	Serology	446	5893
2020/08/22 13:18:25	Van Buren	Total	19000	251067
2020/08/22 13:18:25	Washtenaw	Serology	8610	23422
2020/08/22 13:18:25	Washtenaw	Diagnostic	94457	256955
2020/08/22 13:18:25	Washtenaw	Total	103067	280377
2020/08/22 13:18:25	Wayne	Diagnostic	282105	255573
2020/08/22 13:18:25	Wayne	Serology	36286	32873
2020/08/22 13:18:25	Wayne	Total	318391	288447
2020/08/22 13:18:25	Wexford	Diagnostic	5708	169724
2020/08/22 13:18:25	Wexford	Serology	114	3390
2020/08/22 13:18:25	Wexford	Total	5822	173114

PUBLIC USE DATASETS

Diagnostic Tests by Result and County

README

Data include diagnostic tests for COVID-19 by date and county.

Diagnostic tests are used to find current infection and look for genes or proteins from the severe acute respiratory syndrome coronavirus 2 (SARS-CoV-2), the virus that causes COVID-19. These tests, which are performed as nasal swabs, include: Nucleic acid amplification test/real-time polymerase chain reaction (NAAT/RT-PCR) test and rapid virus antigen detection point of care (POC) tests.

Correctional includes state and federal prisons and county and city detection facilities. Testing data represents total tests performed, not individuals tested. A single individual may have more than one test completed.

The total number of positive tests may exceed the number of confirmed cases due to 1) a single individual may have more than one test performed; 2) MDHHS may receive data on positive tests in advance of a local health department classifying an individual as a confirmed or probable case, and 3) although efforts have been made to deduplicate testing data, some duplication may occur.

DIAGNOSTIC TESTS BY RESULT AND COUNTY 2020-08-22

MessageDate	COUNTY	Negative	Positive	Total
8/21/2020	Alcona	13	0	13
8/21/2020	Alger	8	0	8
8/21/2020	Allegan	144	6	150
8/21/2020	Alpena	28	0	28
8/21/2020	Antrim	114	0	114
8/21/2020	Arenac	20	0	20
8/21/2020	Baraga	11	0	11
8/21/2020	Barry	103	0	103
8/21/2020	Bay	337	8	345
8/21/2020	Benzie	26	0	26
8/21/2020	Berrien	299	3	302
8/21/2020	Branch	44	3	47
8/21/2020	Calhoun	869	7	876
8/21/2020	Cass	53	0	53
8/21/2020	Charlevoix	61	4	65
8/21/2020	Cheboygan	24	2	26
8/21/2020	Chippewa	10	0	10
8/21/2020	Clare	17	0	17
8/21/2020	Clinton	128	4	132
8/21/2020	Correctional	747	1	748
8/21/2020	Crawford	13	1	14
8/21/2020	Delta	61	0	61
8/21/2020	Detroit City	1613	46	1659
8/21/2020	Dickinson	77	0	77
8/21/2020	Eaton	194	4	198
8/21/2020	Emmet	94	3	97
8/21/2020	Genesee	639	13	652
8/21/2020	Gladwin	7	0	7
8/21/2020	Gogebic	14	1	15
8/21/2020	Grand Traverse	120	3	123
8/21/2020	Gratiot	241	2	243
8/21/2020	Hillsdale	35	2	37
8/21/2020	Houghton	174	0	174
8/21/2020	Huron	80	0	80
8/21/2020	Ingham	692	8	700
8/21/2020	Ionia	109	0	109
8/21/2020	Iosco	37	0	37
8/21/2020	Iron	26	0	26
8/21/2020	Isabella	81	3	84
8/21/2020	Jackson	240	10	250
8/21/2020	Kalamazoo	670	16	686
8/21/2020	Kalkaska	24	0	24
8/21/2020	Kent	1604	31	1635
8/21/2020	Keweenaw	8	0	8
8/21/2020	Lake	15	0	15
8/21/2020	Lapeer	74	2	76
8/21/2020	Leelanau	17	0	17

8/21/2020	Lenawee	110	5	115
8/21/2020	Livingston	383	10	393
8/21/2020	Luce	17	1	18
8/21/2020	Mackinac	23	0	23
8/21/2020	Macomb	1341	146	1487
8/21/2020	Manistee	79	0	79
8/21/2020	Marquette	361	5	366
8/21/2020	Mason	120	1	121
8/21/2020	Mecosta	67	0	67
8/21/2020	Menominee	35	0	35
8/21/2020	Midland	49	2	51
8/21/2020	Missaukee	12	0	12
8/21/2020	Monroe	324	20	344
8/21/2020	Montcalm	94	0	94
8/21/2020	Montmorency	11	1	12
8/21/2020	Muskegon	373	8	381
8/21/2020	Newaygo	56	0	56
8/21/2020	Oakland	2379	121	2500
8/21/2020	Oceana	87	3	90
8/21/2020	Ogemaw	17	0	17
8/21/2020	Ontonagon	55	1	56
8/21/2020	Osceola	30	0	30
8/21/2020	Oscoda	5	0	5
8/21/2020	Otsego	23	0	23
8/21/2020	Ottawa	504	6	510
8/21/2020	Presque Isle	9	0	9
8/21/2020	Roscommon	43	3	46
8/21/2020	Saginaw	668	30	698
8/21/2020	Sanilac	53	0	53
8/21/2020	Schoolcraft	4	0	4
8/21/2020	Shiawassee	177	8	185
8/21/2020	St Clair	195	8	203
8/21/2020	St Joseph	63	2	65
8/21/2020	Tuscola	101	6	107
8/21/2020	Unknown	1486	28	1514
8/21/2020	Van Buren	205	10	215
8/21/2020	Washtenaw	879	19	898
8/21/2020	Wayne	2487	130	2617
8/21/2020	Wexford	19	3	22