



Western Michigan University  
ScholarWorks at WMU

---

Cumulative Michigan COVID-19 Data

Michigan COVID-19 State Data

---

8-23-2020

## 2020-08-23\_MichiganOverview\_COVIDstats

Michigan Department of Health & Human Services

Follow this and additional works at: <https://scholarworks.wmich.edu/michigan-covid-data-state-cumulative>



Part of the Public Health Commons

---

### WMU ScholarWorks Citation

Michigan Department of Health & Human Services, "2020-08-23\_MichiganOverview\_COVIDstats" (2020).  
*Cumulative Michigan COVID-19 Data*. 153.

<https://scholarworks.wmich.edu/michigan-covid-data-state-cumulative/153>

This Website is brought to you for free and open access  
by the Michigan COVID-19 State Data at ScholarWorks at  
WMU. It has been accepted for inclusion in Cumulative  
Michigan COVID-19 Data by an authorized administrator  
of ScholarWorks at WMU. For more information, please  
contact [wmu-scholarworks@wmich.edu](mailto:wmu-scholarworks@wmich.edu).





# Michigan Data

## DATA ABOUT PLACES

## LONG TERM CARE FACILITIES

## CORONAVIRUS SYMPTOMS

## CUMULATIVE RECOVERED



CURRENT STATUS

DAILY CASES

CUMULATIVE TRENDS

DEMOGRAPHICS

TOTAL TESTING

DIAGNOSTIC TESTING

LEARN MORE

View Cases

View Deaths

View Table

COVID-19 Cases by County

Confirmed cases include individuals with a positive diagnostic test for COVID-19. Probable cases include individuals with COVID-19 symptoms and an epidemiologic link to confirmed COVID-19, but no diagnostic test.

Cases by County

Select Preparedness Region:

All

Select County:

All

This report is provisional and subject to change. City of Detroit and Wayne County are reported separately. MDHHS began tracking probable cases April 5, 2020. FCI indicates federal correctional institute. MDOC indicates Michigan Department of Corrections. Diagnostic tests, including nucleic acid amplification/real-time polymerase chain reaction (NAAT/RT-PCR) and rapid virus antigen detection point of care (POC) tests, look for current infection. Serology (antibody) tests are used to look for the possibility of previous infection.

Source: Michigan Disease Surveillance System (MDSS) and Vital Records.

2-31

32-172

173-1274

1275-17224

17225+

Michigan

Sunday, August 23, 2020

Michigan (Statewide) Case Fatality Rate

6.6%

Current Totals

Case Status	Cases	Deaths
Confirmed	96,792	6,393
Probable	10,016	266
Total	106,808	6,659

Laboratory Testing

Test Type	Tests Performed
Diagnostic	2,564,334
Serology	247,944
Total	2,812,278

Microsoft Power BI

< 1 of 7 >

Q

X

Cases by Hispanic/Latino Ethnicity

Hispanic/Latino Ethnicity	Percentage of Overall Cases by Ethnicity	Percentage of Deceased Cases by Ethnicity
Hispanic/Latino	8%	2%
Non-Hispanic Latino	66%	83%
Unknown	26%	14%

Totals may not add to 100% due to rounding

https://www.michigan.gov/coronavirus/0,9753,7-406-98163\_98173---,00.html

2/3

**Cases by Arab Ethnicity**

<b>Arab Ethnicity</b>	<b>Percentage of Overall Cases by Ethnicity</b>	<b>Percentage of Deceased Cases by Ethnicity</b>
Arab	3%	1%
Non-Arab	48%	45%
Unknown	49%	53%

***Totals may not add to 100% due to rounding***

PUBLIC USE DATASETS 8/23/2020

(Downloadable .xlsx files)

Cases and Deaths by County

Cases and Deaths by County by Date

Cases by Demographics Statewide

COVID-19 Tests by County

Diagnostic Tests by Result and County

## Cumulative Total of Recovered COVID-19 Cases

Cumulative Total of Recovered COVID-19 Cases (as of 08/21/2020): **72,580**

**Note on recovery:** During this response, MDHHS is reviewing vital records statistics to identify any laboratory confirmed COVID-19 cases who are 30 days out from their onset of illness to represent recovery status. As the pandemic continues to impact Michigan, this pool will expand to include more cases. Recovered is defined as the number of persons with a confirmed COVID-19 diagnosis who are alive 30 days post-onset (or referral date if onset is not available). The number of persons recovered on August 21, 2020 represents COVID-19 confirmed individuals with an onset date on or prior to July 22, 2020. If an individual dies from a COVID-related cause >30 days from onset/referral, they are removed from the number of persons recovered. These numbers will be updated every Saturday.

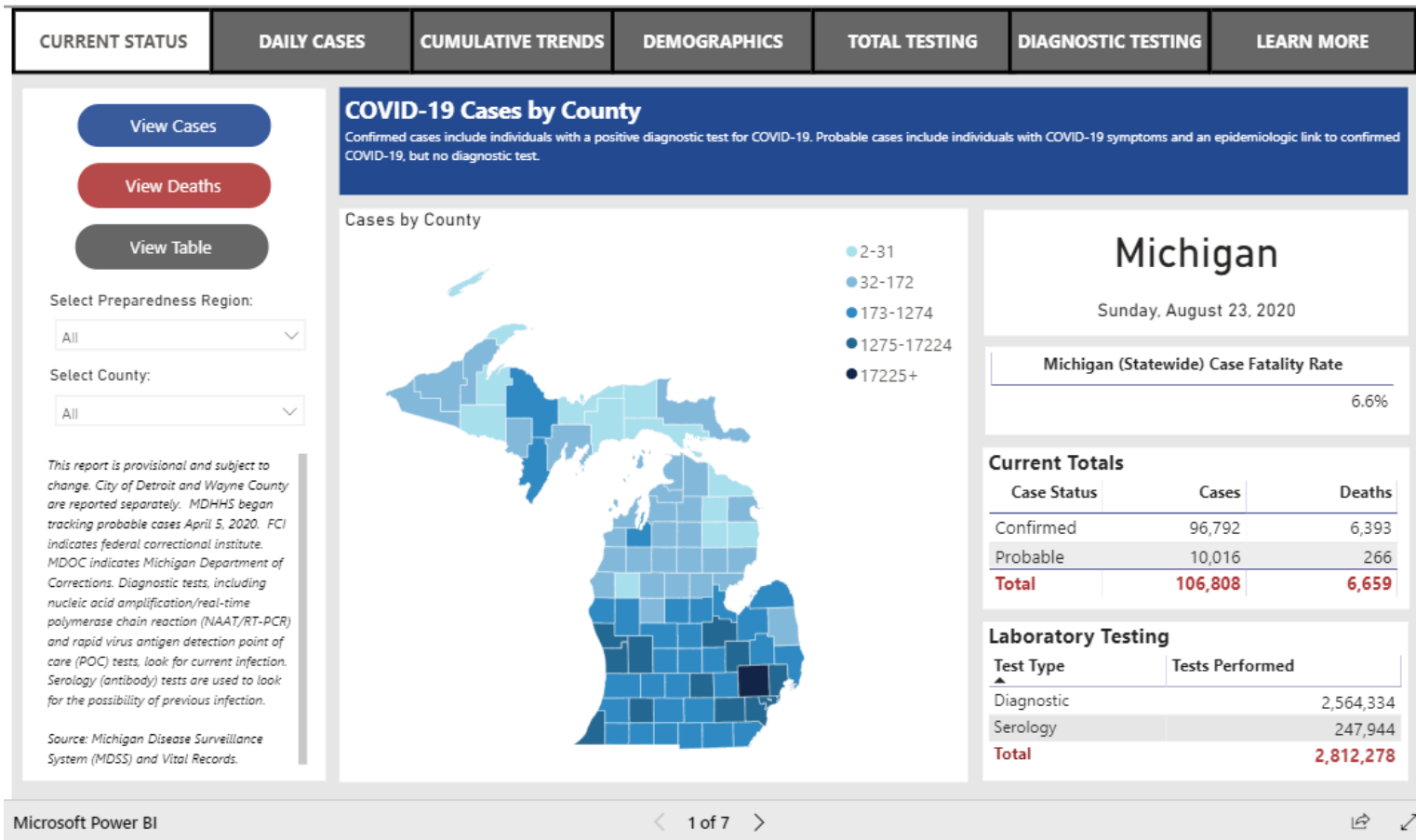
**Source:** Michigan Disease Surveillance System and Vital Records

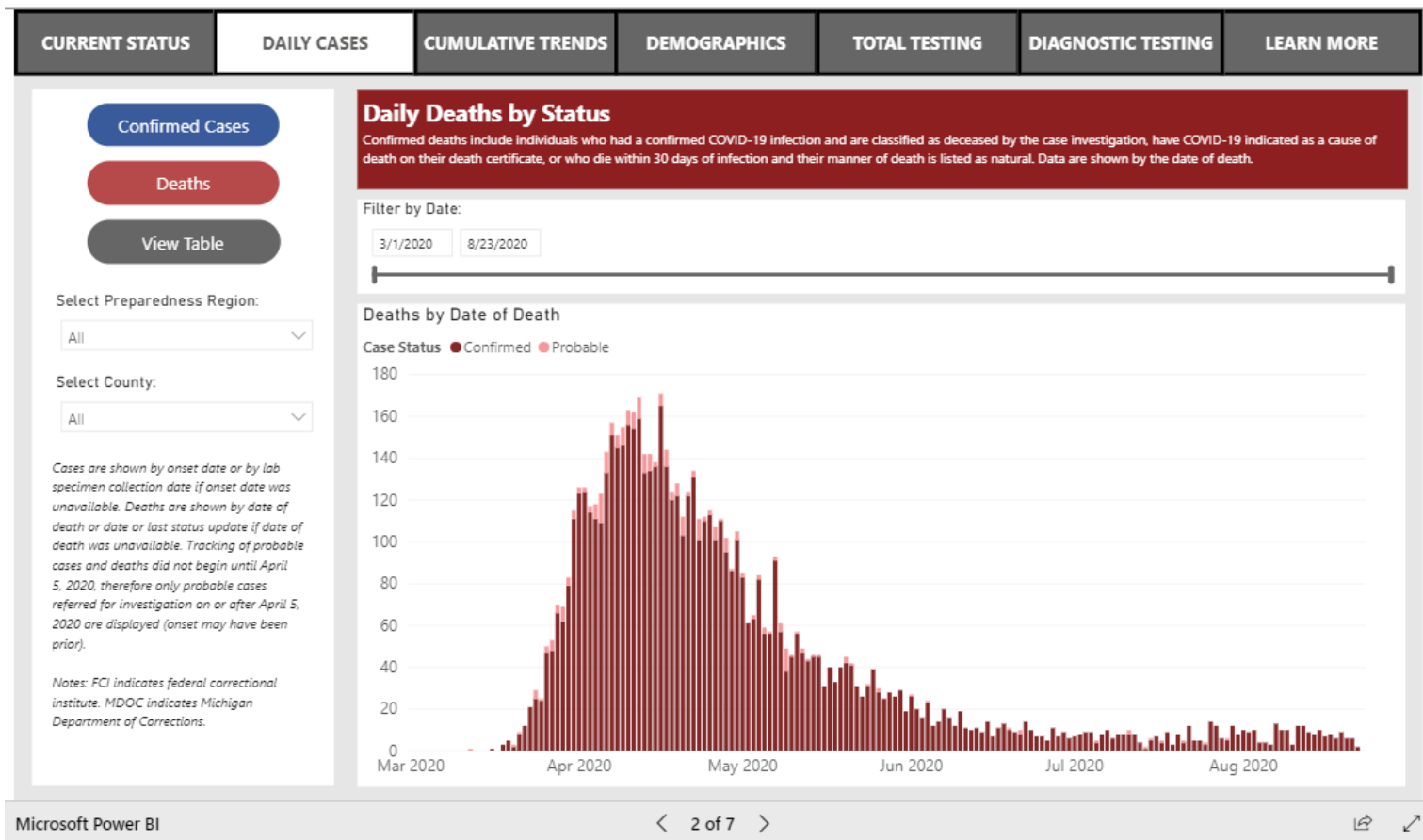
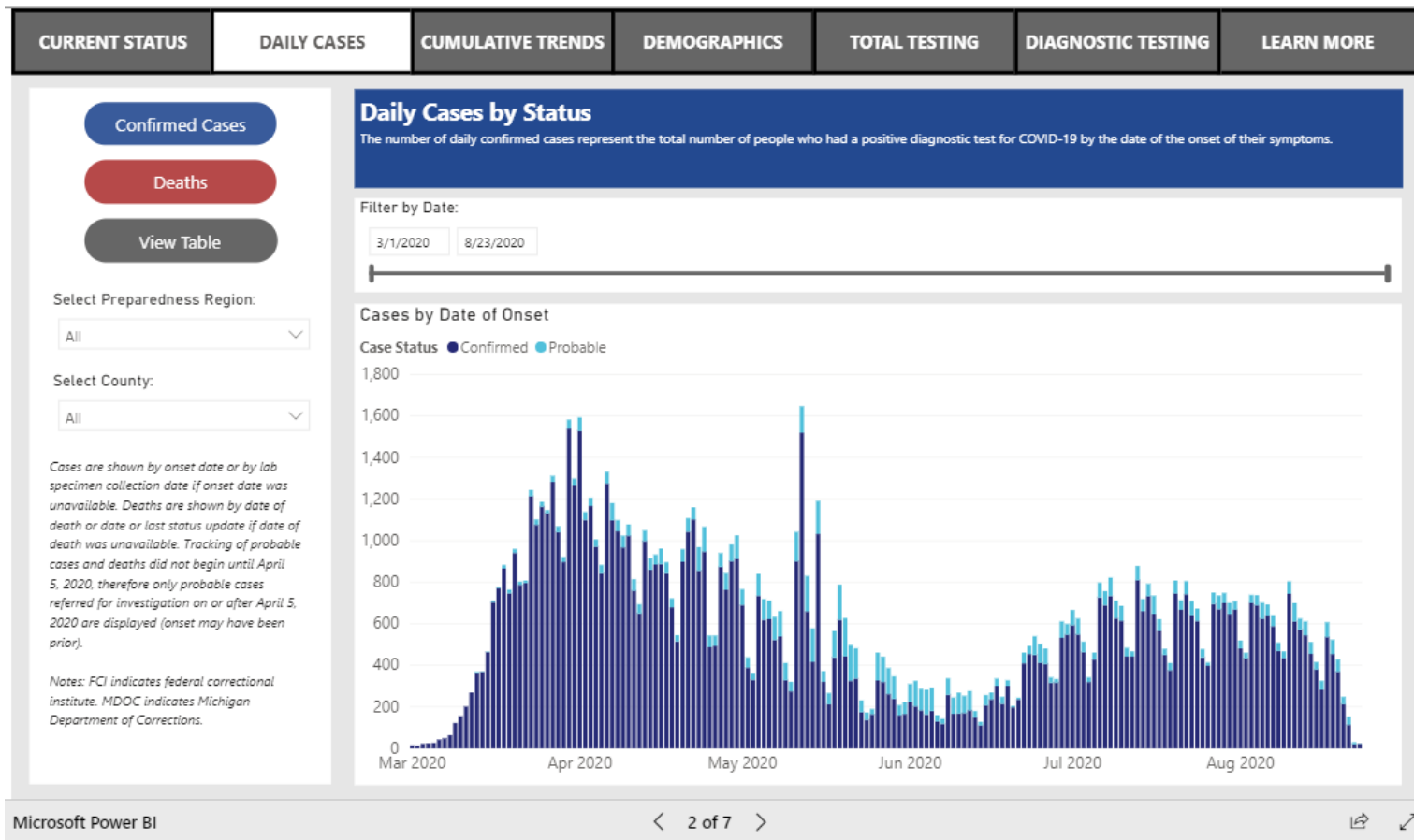


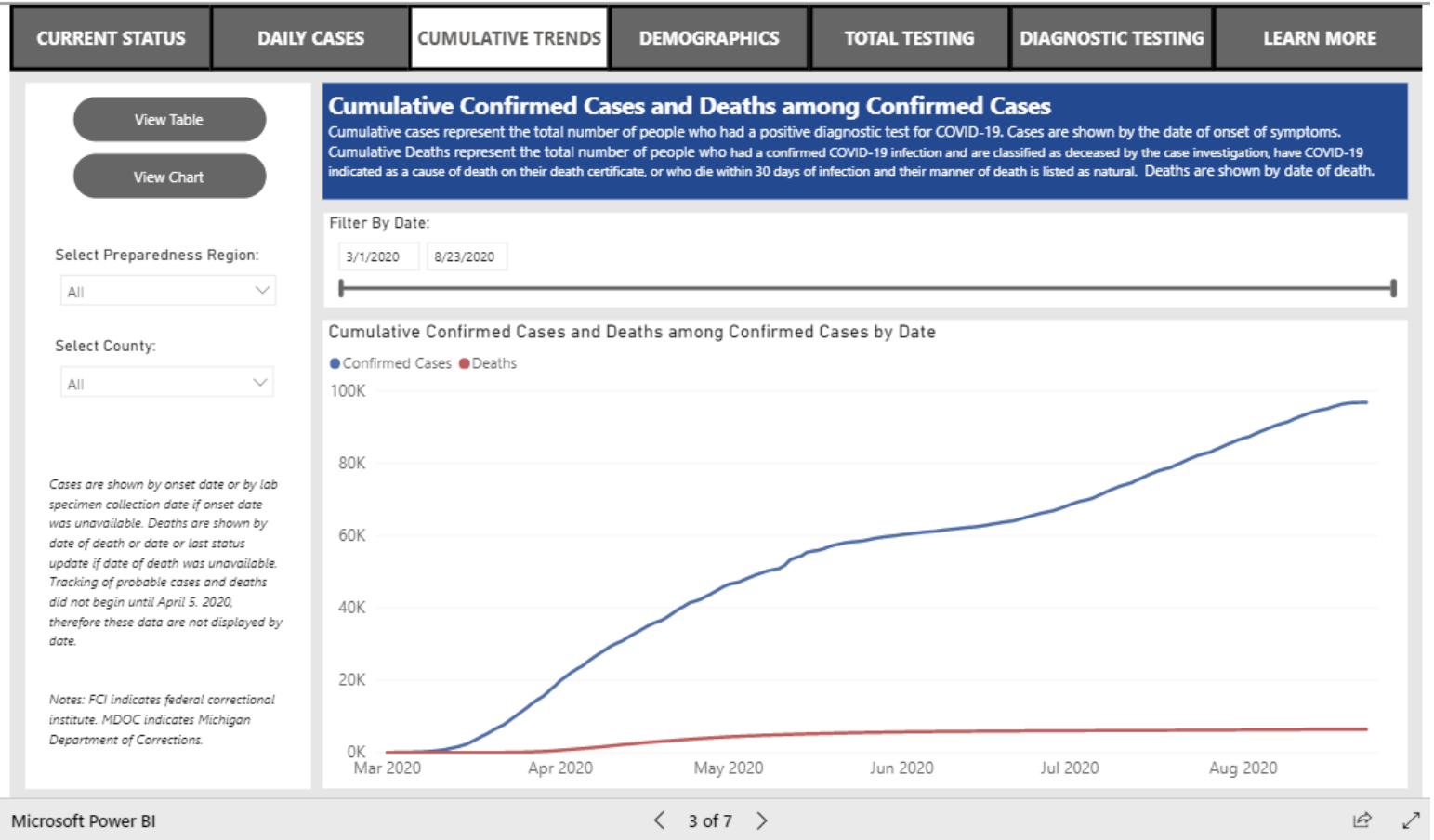
**MICHIGAN.GOV HOME**  
**ADA**  
**MICHIGAN NEWS**  
**POLICIES**

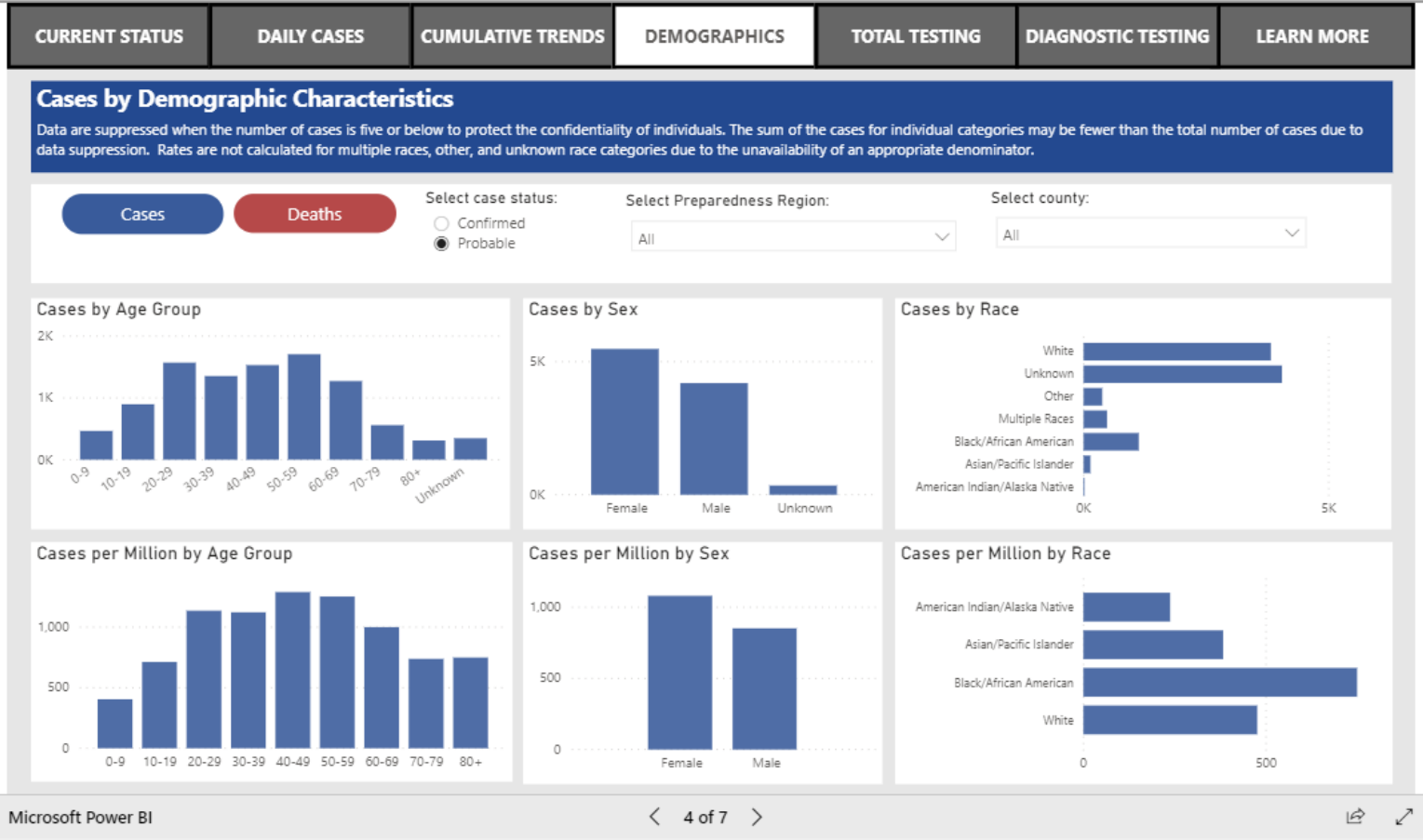
**COPYRIGHT 2020 STATE OF MICHIGAN**



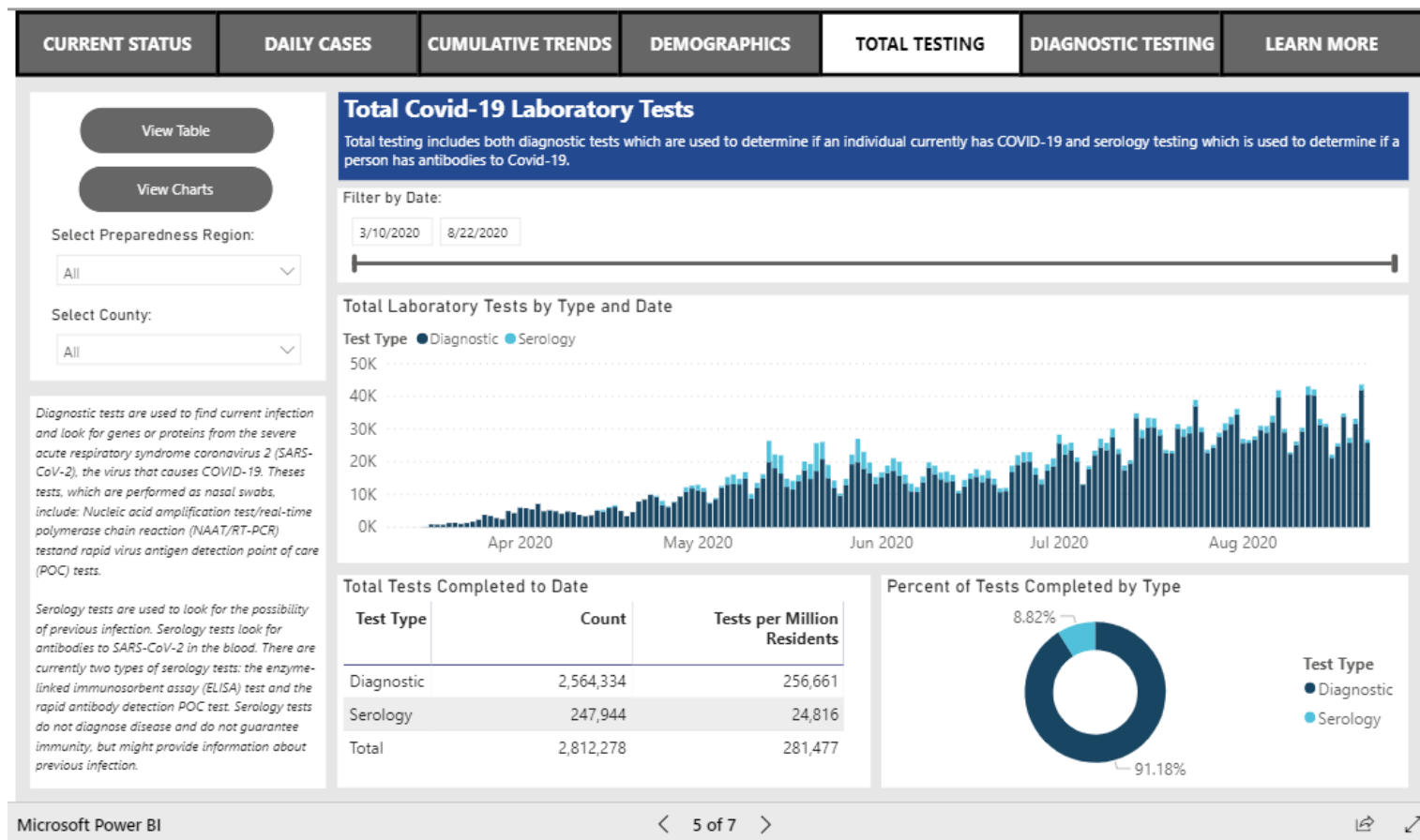
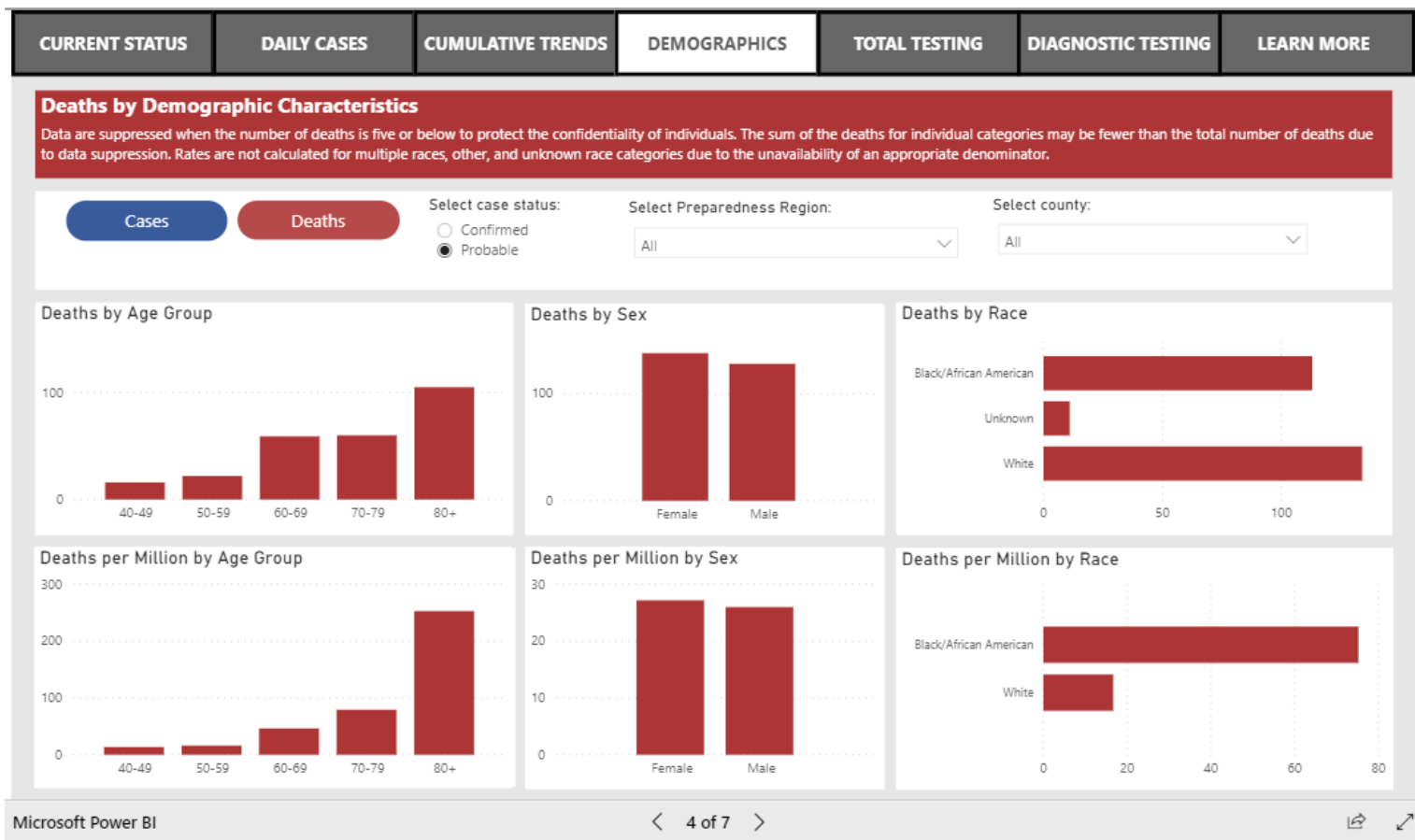


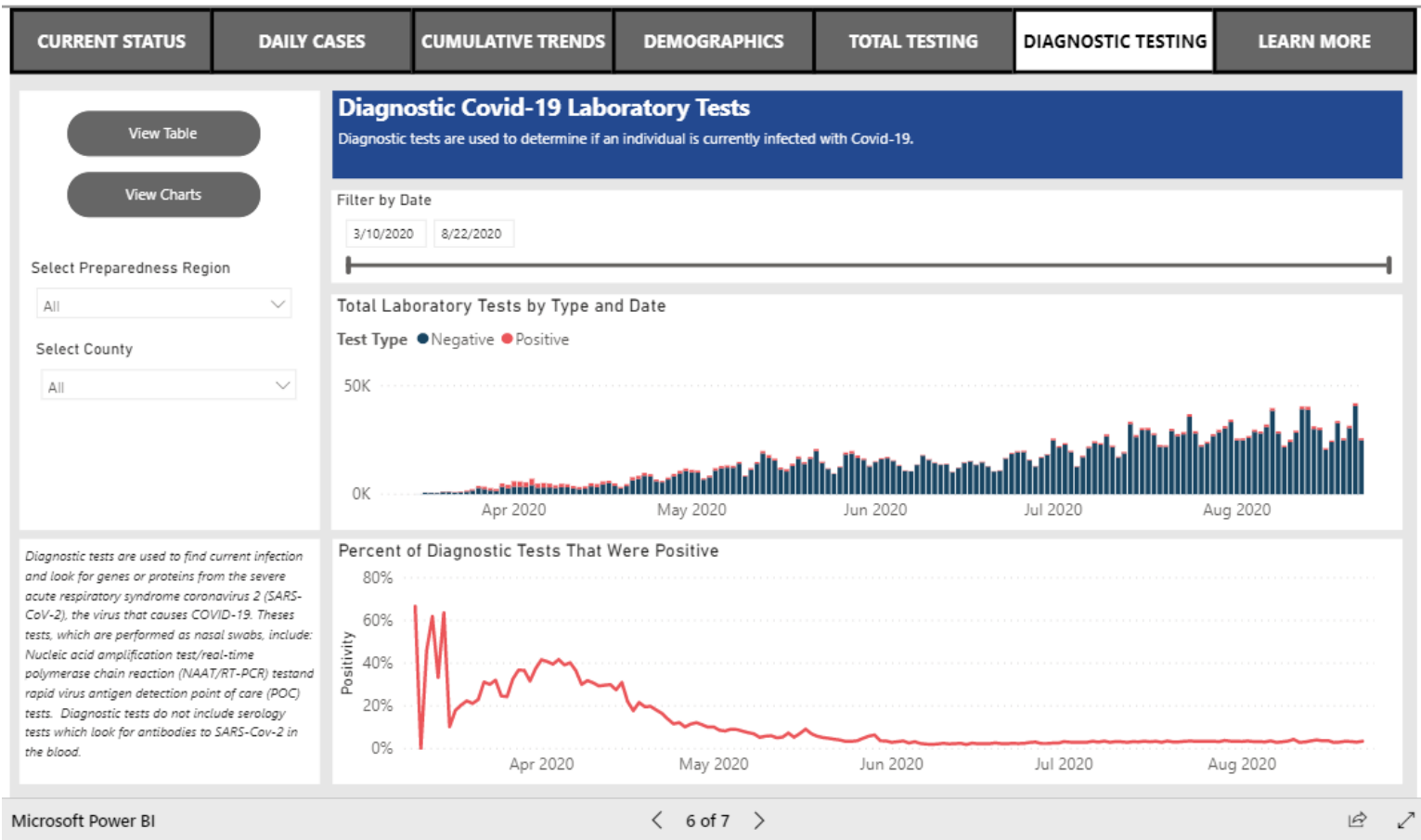












CURRENT STATUS	DAILY CASES	CUMULATIVE TRENDS	DEMOGRAPHICS	TOTAL TESTING	DIAGNOSTIC TESTING	LEARN MORE
<p><b>Where does the data come from?</b></p> <p>The State of Michigan COVID-19 Dashboard displays the most recent provisional data reported to the Michigan Department of Health and Humans Services (MDHHS) about cases in Michigan by selected demographics and county of residence (City of Detroit and Wayne County are reported separately). Data are reported to MDHHS via the <a href="#">Michigan Disease Surveillance System (MDSS)</a>. Provisional Death data are provided by the MDHHS Division for <a href="#">Vital Records &amp; Health Statistics</a>.</p> <p><b>How does MDHHS classify confirmed and probable cases?</b></p> <p>Confirmed cases only include individuals who have had a positive diagnostic laboratory test for COVID-19. Probable cases include individuals who have symptoms consistent with COVID-19 and an epidemiologic link to a confirmed case or a positive serology (antibody) test, but do not have a positive diagnostic laboratory test for COVID-19 and individuals with a positive serology (antibody) test for COVID-19 and an epidemiologic link to a confirmed case.</p> <p><b>How does MDHHS classify confirmed and probable deaths?</b></p> <p>Confirmed deaths include individuals who meet one or more of the following conditions: 1) Have been identified as a confirmed case and classified as deceased as a result of a case investigation in the Michigan Disease Surveillance System (MDSS). MDSS is the database used by state and local health department to monitor reportable diseases like COVID-19; 2) have been identified as a confirmed case in MDSS had have a death certificate with COVID-19 listed as a cause of death; 3) have been identified as a confirmed case in MDSS and die within 30 days of onset of COVID-19 infection and have a death certificate which classifies their manner death as 'natural'. Probable deaths include individuals who have COVID indicated as a cause of death on their death certificate but have not had a positive diagnostic laboratory test.</p> <p><b>Why do the number of probable cases fluctuate?</b></p> <p>The number of probable cases can change daily based on the investigation efforts of the health department. When a probable case is first reported, local and/or state health department staff investigate to determine if the person meets the case definition of probable. As additional information is gathered, the case could be re-classified to confirmed, remain as probable, or be determined as not a case.</p> <p><b>Why do data in the demographics tab not sum to the total number of cases for a county or region?</b></p> <p>Data are not shown whenever the number of cases for a particular demographic category is fewer than six to protect the confidentiality of individuals. Rates are not calculated for other, multiple, and unknown race because an appropriate population denominator is not available for these categories at the county level.</p> <p><b>Where can I get more information about COVID-19?</b></p> <p>Visit <a href="https://www.michigan.gov/coronavirus">https://www.michigan.gov/coronavirus</a> to find information on resources and assistance, answers to frequently asked questions, and the latest updates on Michigan's response to COVID-19. For COVID-19 updates from CDC visit <a href="https://www.cdc.gov/coronavirus/2019-ncov">https://www.cdc.gov/coronavirus/2019-ncov</a>.</p>						

Microsoft Power BI
7 of 7

# PUBLIC USE DATASETS

## Cases and Deaths by County

### README

Includes total cases and deaths to date by case status (confirmed or probable) and county.

County is based on the county of residence.

Confirmed cases only include individuals who have had a positive diagnostic laboratory test for COVID-19.

Probable cases include individuals who have symptoms consistent with COVID-19 and an epidemiologic link to a confirmed case or a positive serology (antibody) test, but do not have a positive diagnostic laboratory test for COVID-19 and individuals with a positive serology (antibody) test for COVID-19 and an epidemiologic link to a confirmed case.

Confirmed deaths include individuals who meet one or more of the following conditions: 1) Have been identified as a confirmed case and classified as deceased as a result of a case investigation in the Michigan Disease Surveillance System (MDSS). MDSS is the database used by state and local health department to monitor reportable diseases like COVID-19; 2) have been identified as a confirmed case in MDSS had have a death certificate with COVID-19 listed as a cause of death; 3) have been identified as a confirmed case in MDSS and die within 30 days of onset of COVID-19 infection and have a death certificate which classifies their manner death as 'natural'.

Probable deaths include individuals who have COVID indicated as a cause of death on their death certificate but have not had a positive diagnostic laboratory test.

The number of probable cases can change daily based on information obtained through the health department investigation. Probable cases can be re-classified as a confirmed case or determined to not be a case.

# **CASES AND DEATHS BY COUNTY 2020-08-23**

Updated	COUNTY	ConfirmedCases	ConfirmedDeaths	ProbableCases	ProbableDeaths
2020/08/23 14:20:09	Alcona	26	2	4	0
2020/08/23 14:20:09	Alger	16	0	2	0
2020/08/23 14:20:09	Allegan	535	6	62	0
2020/08/23 14:20:09	Alpena	117	14	14	0
2020/08/23 14:20:09	Antrim	47	0	6	0
2020/08/23 14:20:09	Arenac	43	3	6	0
2020/08/23 14:20:09	Baraga	6	0	2	0
2020/08/23 14:20:09	Barry	180	2	23	0
2020/08/23 14:20:09	Bay	688	39	82	0
2020/08/23 14:20:09	Benzie	37	1	3	0
2020/08/23 14:20:09	Berrien	1337	69	181	0
2020/08/23 14:20:09	Branch	365	3	36	0
2020/08/23 14:20:09	Calhoun	770	42	108	1
2020/08/23 14:20:09	Cass	359	15	25	0
2020/08/23 14:20:09	Charlevoix	58	2	5	0
2020/08/23 14:20:09	Cheboygan	54	2	8	0
2020/08/23 14:20:09	Chippewa	34	0	14	0
2020/08/23 14:20:09	Clare	85	3	8	0
2020/08/23 14:20:09	Clinton	382	13	70	0
2020/08/23 14:20:09	Crawford	103	5	9	0
2020/08/23 14:20:09	Delta	106	3	29	0
2020/08/23 14:20:09	Dickinson	60	2	1	0
2020/08/23 14:20:09	Eaton	429	8	61	0
2020/08/23 14:20:09	Emmet	93	2	10	0
2020/08/23 14:20:09	Genesee	3122	277	732	25
2020/08/23 14:20:09	Gladwin	67	2	7	0
2020/08/23 14:20:09	Gogebic	133	1	10	0
2020/08/23 14:20:09	Grand Traverse	252	5	28	0
2020/08/23 14:20:09	Gratiot	155	15	18	0
2020/08/23 14:20:09	Hillsdale	269	25	21	0
2020/08/23 14:20:09	Houghton	49	0	9	0
2020/08/23 14:20:09	Huron	164	4	29	0
2020/08/23 14:20:09	Ingham	1643	36	48	0
2020/08/23 14:20:09	Ionia	249	7	34	0
2020/08/23 14:20:09	Iosco	116	11	24	1
2020/08/23 14:20:09	Iron	25	1		
2020/08/23 14:20:09	Isabella	276	9	48	0
2020/08/23 14:20:09	Jackson	749	36	22	1
2020/08/23 14:20:09	Kalamazoo	1685	84	143	2
2020/08/23 14:20:09	Kalkaska	48	4	13	0
2020/08/23 14:20:09	Kent	7337	157	712	3
2020/08/23 14:20:09	Keweenaw	2	0		
2020/08/23 14:20:09	Lake	28	0	1	0
2020/08/23 14:20:09	Lapeer	432	34	83	1
2020/08/23 14:20:09	Leelanau	77	0	6	0
2020/08/23 14:20:09	Lenawee	453	13	42	0
2020/08/23 14:20:09	Livingston	842	28	163	1

2020/08/23 14:20:09	Luce	4	0		
2020/08/23 14:20:09	Mackinac	23	0	8	0
2020/08/23 14:20:09	Macomb	11601	920	415	38
2020/08/23 14:20:09	Manistee	41	1	5	0
2020/08/23 14:20:09	Marquette	199	11	31	0
2020/08/23 14:20:09	Mason	101	0	11	0
2020/08/23 14:20:09	Mecosta	71	2	7	0
2020/08/23 14:20:09	Menominee	194	0	29	0
2020/08/23 14:20:09	Midland	296	10	84	0
2020/08/23 14:20:09	Missaukee	29	1	14	0
2020/08/23 14:20:09	Monroe	1041	24	143	2
2020/08/23 14:20:09	Montcalm	191	3	20	0
2020/08/23 14:20:09	Montmorency	11	0	1	0
2020/08/23 14:20:09	Muskegon	1222	63	53	0
2020/08/23 14:20:09	Newaygo	270	0	13	0
2020/08/23 14:20:09	Oakland	13698	1109	3527	43
2020/08/23 14:20:09	Oceana	470	6	25	0
2020/08/23 14:20:09	Ogemaw	40	3	14	0
2020/08/23 14:20:09	Ontonagon	31	0	1	0
2020/08/23 14:20:09	Osceola	67	0	7	0
2020/08/23 14:20:09	Oscoda	22	1	7	0
2020/08/23 14:20:09	Otsego	117	11	20	0
2020/08/23 14:20:09	Ottawa	1883	58	111	5
2020/08/23 14:20:09	Presque Isle	19	1	2	0
2020/08/23 14:20:09	Roscommon	57	4	13	0
2020/08/23 14:20:09	Saginaw	2216	127	142	3
2020/08/23 14:20:09	Sanilac	112	5	4	1
2020/08/23 14:20:09	Schoolcraft	14	0	1	0
2020/08/23 14:20:09	Shiawassee	353	28	26	1
2020/08/23 14:20:09	St Clair	752	52	125	1
2020/08/23 14:20:09	St Joseph	575	11	86	0
2020/08/23 14:20:09	Tuscola	375	29	42	0
2020/08/23 14:20:09	Van Buren	515	13	61	1
2020/08/23 14:20:09	Washtenaw	2435	114	331	1
2020/08/23 14:20:09	Wayne	14960	1219	670	36
2020/08/23 14:20:09	Wexford	71	4	13	0
2020/08/23 14:20:09	MDOC	4900	70	7	0
2020/08/23 14:20:09	FCI	191	5	4	0
2020/08/23 14:20:09	Out-of-State	95	0	1	0
2020/08/23 14:20:09	Unknown	10	0	14	0
2020/08/23 14:20:09	Detroit City	13417	1503	966	99

# PUBLIC USE DATASETS

## Cases by Demographics Statewide

### README

Includes the total number of confirmed and probable cases and confirmed and probable deaths to date by demographic characteristics

Confirmed cases only include individuals who have had a positive diagnostic laboratory test for COVID-19.

Probable cases include individuals who have symptoms consistent with COVID-19 and an epidemiologic link to a confirmed case or a positive serology (antibody) test, but do not have a positive diagnostic laboratory test for COVID-19 and individuals with a positive serology (antibody) test for COVID-19 and an epidemiologic link to a confirmed case.

Confirmed deaths include individuals who meet one or more of the following conditions: 1) Have been identified as a confirmed case and classified as deceased as a result of a case investigation in the Michigan Disease Surveillance System (MDSS). MDSS is the database used by state and local health department to monitor reportable diseases like COVID-19; 2) have been identified as a confirmed case in MDSS had have a death certificate with COVID-19 listed as a cause of death; 3) have been identified as a confirmed case in MDSS and die within 30 days of onset of COVID-19 infection and have a death certificate which classifies their manner death as 'natural'.

Probable deaths include individuals who have COVID indicated as a cause of death on their death certificate but have not had a positive diagnostic laboratory test.

The number of probable cases can change daily based on information obtained through the health department investigation. Probable cases can be re-classified as a confirmed case or determined to not be a case.

Data is suppressed when the number of cases or deaths in a single category is between one and five to protect the confidentiality of individuals.

# **CASES BY DEMOGRAPHICS STATEWIDE 2020-08-23**

CASE_STATUS	AgeCat	RaceCat	SEX	Cases	Deaths
Confirmed	0-9	American Indian/Alaska Native	Female	6	0
Confirmed	10-19	American Indian/Alaska Native	Female	19	0
Confirmed	20-29	American Indian/Alaska Native	Female	40	0
Confirmed	30-39	American Indian/Alaska Native	Female	35	0
Confirmed	40-49	American Indian/Alaska Native	Female	38	0
Confirmed	50-59	American Indian/Alaska Native	Female	44	0
Confirmed	60-69	American Indian/Alaska Native	Female	19	Suppressed
Confirmed	70-79	American Indian/Alaska Native	Female	17	Suppressed
Confirmed	80+	American Indian/Alaska Native	Female	6	Suppressed
Confirmed	Unknown	American Indian/Alaska Native	Female	0	0
Confirmed	0-9	Asian/Pacific Islander	Female	16	0
Confirmed	10-19	Asian/Pacific Islander	Female	48	0
Confirmed	20-29	Asian/Pacific Islander	Female	152	0
Confirmed	30-39	Asian/Pacific Islander	Female	195	0
Confirmed	40-49	Asian/Pacific Islander	Female	198	0
Confirmed	50-59	Asian/Pacific Islander	Female	157	Suppressed
Confirmed	60-69	Asian/Pacific Islander	Female	98	Suppressed
Confirmed	70-79	Asian/Pacific Islander	Female	50	11
Confirmed	80+	Asian/Pacific Islander	Female	54	22
Confirmed	Unknown	Asian/Pacific Islander	Female	0	0
Confirmed	0-9	Black/African American	Female	161	Suppressed
Confirmed	10-19	Black/African American	Female	425	Suppressed
Confirmed	20-29	Black/African American	Female	1917	Suppressed
Confirmed	30-39	Black/African American	Female	1927	8
Confirmed	40-49	Black/African American	Female	2079	52
Confirmed	50-59	Black/African American	Female	2028	105
Confirmed	60-69	Black/African American	Female	1849	227
Confirmed	70-79	Black/African American	Female	1279	312
Confirmed	80+	Black/African American	Female	1012	417
Confirmed	Unknown	Black/African American	Female	0	0
Confirmed	0-9	Multiple Races	Female	61	0
Confirmed	10-19	Multiple Races	Female	249	0
Confirmed	20-29	Multiple Races	Female	680	0
Confirmed	30-39	Multiple Races	Female	571	Suppressed
Confirmed	40-49	Multiple Races	Female	673	Suppressed
Confirmed	50-59	Multiple Races	Female	706	Suppressed
Confirmed	60-69	Multiple Races	Female	433	Suppressed
Confirmed	70-79	Multiple Races	Female	201	12
Confirmed	80+	Multiple Races	Female	196	20
Confirmed	Unknown	Multiple Races	Female	Suppressed	0
Confirmed	0-9	Other	Female	114	0
Confirmed	10-19	Other	Female	309	0
Confirmed	20-29	Other	Female	662	0
Confirmed	30-39	Other	Female	530	Suppressed
Confirmed	40-49	Other	Female	521	Suppressed
Confirmed	50-59	Other	Female	355	Suppressed
Confirmed	60-69	Other	Female	229	13

Confirmed	70-79	Other	Female	120	14
Confirmed	80+	Other	Female	105	22
Confirmed	Unknown	Other	Female	0	0
Confirmed	0-9	Unknown	Female	109	0
Confirmed	10-19	Unknown	Female	605	0
Confirmed	20-29	Unknown	Female	1187	0
Confirmed	30-39	Unknown	Female	1013	0
Confirmed	40-49	Unknown	Female	1156	Suppressed
Confirmed	50-59	Unknown	Female	1147	6
Confirmed	60-69	Unknown	Female	872	16
Confirmed	70-79	Unknown	Female	499	25
Confirmed	80+	Unknown	Female	560	51
Confirmed	Unknown	Unknown	Female	Suppressed	0
Confirmed	0-9	White	Female	322	0
Confirmed	10-19	White	Female	1761	0
Confirmed	20-29	White	Female	4111	Suppressed
Confirmed	30-39	White	Female	2882	8
Confirmed	40-49	White	Female	2940	22
Confirmed	50-59	White	Female	3291	67
Confirmed	60-69	White	Female	2605	167
Confirmed	70-79	White	Female	1942	371
Confirmed	80+	White	Female	2988	1047
Confirmed	Unknown	White	Female	12	0
Confirmed	0-9	American Indian/Alaska Native	Male	8	0
Confirmed	10-19	American Indian/Alaska Native	Male	8	0
Confirmed	20-29	American Indian/Alaska Native	Male	32	0
Confirmed	30-39	American Indian/Alaska Native	Male	31	0
Confirmed	40-49	American Indian/Alaska Native	Male	40	0
Confirmed	50-59	American Indian/Alaska Native	Male	36	Suppressed
Confirmed	60-69	American Indian/Alaska Native	Male	26	6
Confirmed	70-79	American Indian/Alaska Native	Male	16	6
Confirmed	80+	American Indian/Alaska Native	Male	Suppressed	Suppressed
Confirmed	Unknown	American Indian/Alaska Native	Male	0	0
Confirmed	0-9	Asian/Pacific Islander	Male	34	0
Confirmed	10-19	Asian/Pacific Islander	Male	35	0
Confirmed	20-29	Asian/Pacific Islander	Male	164	0
Confirmed	30-39	Asian/Pacific Islander	Male	178	0
Confirmed	40-49	Asian/Pacific Islander	Male	154	Suppressed
Confirmed	50-59	Asian/Pacific Islander	Male	134	Suppressed
Confirmed	60-69	Asian/Pacific Islander	Male	99	11
Confirmed	70-79	Asian/Pacific Islander	Male	46	13
Confirmed	80+	Asian/Pacific Islander	Male	33	16
Confirmed	Unknown	Asian/Pacific Islander	Male	0	0
Confirmed	0-9	Black/African American	Male	154	0
Confirmed	10-19	Black/African American	Male	391	0
Confirmed	20-29	Black/African American	Male	1400	9
Confirmed	30-39	Black/African American	Male	1539	27
Confirmed	40-49	Black/African American	Male	1725	70
Confirmed	50-59	Black/African American	Male	2061	191
Confirmed	60-69	Black/African American	Male	1978	338



Confirmed	70-79	Black/African American	Male	1273	414
Confirmed	80+	Black/African American	Male	594	301
Confirmed	Unknown	Black/African American	Male	Suppressed	0
Confirmed	0-9	Multiple Races	Male	72	0
Confirmed	10-19	Multiple Races	Male	228	0
Confirmed	20-29	Multiple Races	Male	519	0
Confirmed	30-39	Multiple Races	Male	454	0
Confirmed	40-49	Multiple Races	Male	493	Suppressed
Confirmed	50-59	Multiple Races	Male	505	Suppressed
Confirmed	60-69	Multiple Races	Male	359	21
Confirmed	70-79	Multiple Races	Male	184	15
Confirmed	80+	Multiple Races	Male	83	16
Confirmed	Unknown	Multiple Races	Male	0	0
Confirmed	0-9	Other	Male	141	0
Confirmed	10-19	Other	Male	324	0
Confirmed	20-29	Other	Male	672	Suppressed
Confirmed	30-39	Other	Male	639	Suppressed
Confirmed	40-49	Other	Male	550	Suppressed
Confirmed	50-59	Other	Male	397	9
Confirmed	60-69	Other	Male	250	24
Confirmed	70-79	Other	Male	127	18
Confirmed	80+	Other	Male	51	12
Confirmed	Unknown	Other	Male	Suppressed	0
Confirmed	0-9	Unknown	Male	142	0
Confirmed	10-19	Unknown	Male	637	0
Confirmed	20-29	Unknown	Male	1259	Suppressed
Confirmed	30-39	Unknown	Male	1187	Suppressed
Confirmed	40-49	Unknown	Male	1258	11
Confirmed	50-59	Unknown	Male	1241	10
Confirmed	60-69	Unknown	Male	888	20
Confirmed	70-79	Unknown	Male	434	25
Confirmed	80+	Unknown	Male	271	41
Confirmed	Unknown	Unknown	Male	10	0
Confirmed	0-9	White	Male	373	0
Confirmed	10-19	White	Male	1501	0
Confirmed	20-29	White	Male	3239	Suppressed
Confirmed	30-39	White	Male	2768	13
Confirmed	40-49	White	Male	2730	38
Confirmed	50-59	White	Male	3312	118
Confirmed	60-69	White	Male	2872	285
Confirmed	70-79	White	Male	1964	474
Confirmed	80+	White	Male	1630	756
Confirmed	Unknown	White	Male	7	0
Confirmed	0-9	American Indian/Alaska Native	Unknown	0	0
Confirmed	10-19	American Indian/Alaska Native	Unknown	0	0
Confirmed	20-29	American Indian/Alaska Native	Unknown	0	0
Confirmed	30-39	American Indian/Alaska Native	Unknown	0	0
Confirmed	40-49	American Indian/Alaska Native	Unknown	0	0
Confirmed	50-59	American Indian/Alaska Native	Unknown	0	0
Confirmed	60-69	American Indian/Alaska Native	Unknown	0	0

Confirmed	70-79	American Indian/Alaska Native	Unknown	0	0
Confirmed	80+	American Indian/Alaska Native	Unknown	0	0
Confirmed	Unknown	American Indian/Alaska Native	Unknown	0	0
Confirmed	0-9	Asian/Pacific Islander	Unknown	0	0
Confirmed	10-19	Asian/Pacific Islander	Unknown	0	0
Confirmed	20-29	Asian/Pacific Islander	Unknown	0	0
Confirmed	30-39	Asian/Pacific Islander	Unknown	Suppressed	0
Confirmed	40-49	Asian/Pacific Islander	Unknown	0	0
Confirmed	50-59	Asian/Pacific Islander	Unknown	0	0
Confirmed	60-69	Asian/Pacific Islander	Unknown	0	0
Confirmed	70-79	Asian/Pacific Islander	Unknown	0	0
Confirmed	80+	Asian/Pacific Islander	Unknown	0	0
Confirmed	Unknown	Asian/Pacific Islander	Unknown	0	0
Confirmed	0-9	Black/African American	Unknown	0	0
Confirmed	10-19	Black/African American	Unknown	Suppressed	0
Confirmed	20-29	Black/African American	Unknown	Suppressed	0
Confirmed	30-39	Black/African American	Unknown	Suppressed	0
Confirmed	40-49	Black/African American	Unknown	Suppressed	0
Confirmed	50-59	Black/African American	Unknown	Suppressed	0
Confirmed	60-69	Black/African American	Unknown	Suppressed	0
Confirmed	70-79	Black/African American	Unknown	Suppressed	0
Confirmed	80+	Black/African American	Unknown	Suppressed	0
Confirmed	Unknown	Black/African American	Unknown	Suppressed	0
Confirmed	0-9	Multiple Races	Unknown	0	0
Confirmed	10-19	Multiple Races	Unknown	Suppressed	0
Confirmed	20-29	Multiple Races	Unknown	Suppressed	0
Confirmed	30-39	Multiple Races	Unknown	Suppressed	0
Confirmed	40-49	Multiple Races	Unknown	Suppressed	0
Confirmed	50-59	Multiple Races	Unknown	Suppressed	0
Confirmed	60-69	Multiple Races	Unknown	Suppressed	0
Confirmed	70-79	Multiple Races	Unknown	Suppressed	0
Confirmed	80+	Multiple Races	Unknown	Suppressed	0
Confirmed	Unknown	Multiple Races	Unknown	0	0
Confirmed	0-9	Other	Unknown	Suppressed	0
Confirmed	10-19	Other	Unknown	Suppressed	0
Confirmed	20-29	Other	Unknown	0	0
Confirmed	30-39	Other	Unknown	Suppressed	0
Confirmed	40-49	Other	Unknown	Suppressed	0
Confirmed	50-59	Other	Unknown	Suppressed	0
Confirmed	60-69	Other	Unknown	0	0
Confirmed	70-79	Other	Unknown	0	0
Confirmed	80+	Other	Unknown	0	0
Confirmed	Unknown	Other	Unknown	Suppressed	0
Confirmed	0-9	Unknown	Unknown	6	0
Confirmed	10-19	Unknown	Unknown	6	0
Confirmed	20-29	Unknown	Unknown	41	0
Confirmed	30-39	Unknown	Unknown	20	0
Confirmed	40-49	Unknown	Unknown	32	0
Confirmed	50-59	Unknown	Unknown	28	0
Confirmed	60-69	Unknown	Unknown	9	0

Confirmed	70-79	Unknown	Unknown	Suppressed	0
Confirmed	80+	Unknown	Unknown	8	0
Confirmed	Unknown	Unknown	Unknown	Suppressed	0
Confirmed	0-9	White	Unknown	0	0
Confirmed	10-19	White	Unknown	6	0
Confirmed	20-29	White	Unknown	8	0
Confirmed	30-39	White	Unknown	6	0
Confirmed	40-49	White	Unknown	Suppressed	0
Confirmed	50-59	White	Unknown	Suppressed	0
Confirmed	60-69	White	Unknown	Suppressed	0
Confirmed	70-79	White	Unknown	Suppressed	0
Confirmed	80+	White	Unknown	Suppressed	0
Confirmed	Unknown	White	Unknown	0	0
Probable	0-9	American Indian/Alaska Native	Female	Suppressed	0
Probable	10-19	American Indian/Alaska Native	Female	0	0
Probable	20-29	American Indian/Alaska Native	Female	Suppressed	0
Probable	30-39	American Indian/Alaska Native	Female	Suppressed	0
Probable	40-49	American Indian/Alaska Native	Female	Suppressed	0
Probable	50-59	American Indian/Alaska Native	Female	Suppressed	0
Probable	60-69	American Indian/Alaska Native	Female	Suppressed	0
Probable	70-79	American Indian/Alaska Native	Female	Suppressed	0
Probable	80+	American Indian/Alaska Native	Female	0	0
Probable	Unknown	American Indian/Alaska Native	Female	0	0
Probable	0-9	Asian/Pacific Islander	Female	9	0
Probable	10-19	Asian/Pacific Islander	Female	7	0
Probable	20-29	Asian/Pacific Islander	Female	22	0
Probable	30-39	Asian/Pacific Islander	Female	16	0
Probable	40-49	Asian/Pacific Islander	Female	6	0
Probable	50-59	Asian/Pacific Islander	Female	11	0
Probable	60-69	Asian/Pacific Islander	Female	Suppressed	0
Probable	70-79	Asian/Pacific Islander	Female	Suppressed	0
Probable	80+	Asian/Pacific Islander	Female	0	0
Probable	Unknown	Asian/Pacific Islander	Female	Suppressed	0
Probable	0-9	Black/African American	Female	20	0
Probable	10-19	Black/African American	Female	38	0
Probable	20-29	Black/African American	Female	107	0
Probable	30-39	Black/African American	Female	88	0
Probable	40-49	Black/African American	Female	121	Suppressed
Probable	50-59	Black/African American	Female	127	6
Probable	60-69	Black/African American	Female	108	11
Probable	70-79	Black/African American	Female	44	10
Probable	80+	Black/African American	Female	30	20
Probable	Unknown	Black/African American	Female	Suppressed	0
Probable	0-9	Multiple Races	Female	14	0
Probable	10-19	Multiple Races	Female	21	0
Probable	20-29	Multiple Races	Female	40	0
Probable	30-39	Multiple Races	Female	19	0
Probable	40-49	Multiple Races	Female	51	0
Probable	50-59	Multiple Races	Female	53	0
Probable	60-69	Multiple Races	Female	38	0

Probable	70-79	Multiple Races	Female	11	0
Probable	80+	Multiple Races	Female	Suppressed	Suppressed
Probable	Unknown	Multiple Races	Female	Suppressed	0
Probable	0-9	Other	Female	19	0
Probable	10-19	Other	Female	31	0
Probable	20-29	Other	Female	33	0
Probable	30-39	Other	Female	39	0
Probable	40-49	Other	Female	29	0
Probable	50-59	Other	Female	24	Suppressed
Probable	60-69	Other	Female	14	Suppressed
Probable	70-79	Other	Female	8	0
Probable	80+	Other	Female	Suppressed	0
Probable	Unknown	Other	Female	Suppressed	0
Probable	0-9	Unknown	Female	34	0
Probable	10-19	Unknown	Female	142	0
Probable	20-29	Unknown	Female	336	0
Probable	30-39	Unknown	Female	285	0
Probable	40-49	Unknown	Female	374	0
Probable	50-59	Unknown	Female	398	0
Probable	60-69	Unknown	Female	322	Suppressed
Probable	70-79	Unknown	Female	134	0
Probable	80+	Unknown	Female	65	Suppressed
Probable	Unknown	Unknown	Female	28	0
Probable	0-9	White	Female	112	0
Probable	10-19	White	Female	208	0
Probable	20-29	White	Female	342	0
Probable	30-39	White	Female	275	0
Probable	40-49	White	Female	331	Suppressed
Probable	50-59	White	Female	370	Suppressed
Probable	60-69	White	Female	240	15
Probable	70-79	White	Female	125	16
Probable	80+	White	Female	90	41
Probable	Unknown	White	Female	30	0
Probable	0-9	American Indian/Alaska Native	Male	0	0
Probable	10-19	American Indian/Alaska Native	Male	0	0
Probable	20-29	American Indian/Alaska Native	Male	Suppressed	0
Probable	30-39	American Indian/Alaska Native	Male	0	0
Probable	40-49	American Indian/Alaska Native	Male	Suppressed	0
Probable	50-59	American Indian/Alaska Native	Male	Suppressed	0
Probable	60-69	American Indian/Alaska Native	Male	Suppressed	0
Probable	70-79	American Indian/Alaska Native	Male	0	0
Probable	80+	American Indian/Alaska Native	Male	Suppressed	Suppressed
Probable	Unknown	American Indian/Alaska Native	Male	0	0
Probable	0-9	Asian/Pacific Islander	Male	11	0
Probable	10-19	Asian/Pacific Islander	Male	Suppressed	0
Probable	20-29	Asian/Pacific Islander	Male	13	0
Probable	30-39	Asian/Pacific Islander	Male	17	0
Probable	40-49	Asian/Pacific Islander	Male	Suppressed	0
Probable	50-59	Asian/Pacific Islander	Male	7	0
Probable	60-69	Asian/Pacific Islander	Male	Suppressed	0

Probable	70-79	Asian/Pacific Islander	Male	Suppressed	0
Probable	80+	Asian/Pacific Islander	Male	0	0
Probable	Unknown	Asian/Pacific Islander	Male	0	0
Probable	0-9	Black/African American	Male	31	0
Probable	10-19	Black/African American	Male	27	0
Probable	20-29	Black/African American	Male	54	0
Probable	30-39	Black/African American	Male	50	0
Probable	40-49	Black/African American	Male	52	7
Probable	50-59	Black/African American	Male	82	6
Probable	60-69	Black/African American	Male	77	15
Probable	70-79	Black/African American	Male	42	22
Probable	80+	Black/African American	Male	17	13
Probable	Unknown	Black/African American	Male	Suppressed	0
Probable	0-9	Multiple Races	Male	15	0
Probable	10-19	Multiple Races	Male	22	0
Probable	20-29	Multiple Races	Male	29	0
Probable	30-39	Multiple Races	Male	32	0
Probable	40-49	Multiple Races	Male	41	0
Probable	50-59	Multiple Races	Male	30	0
Probable	60-69	Multiple Races	Male	20	0
Probable	70-79	Multiple Races	Male	12	0
Probable	80+	Multiple Races	Male	Suppressed	Suppressed
Probable	Unknown	Multiple Races	Male	8	0
Probable	0-9	Other	Male	18	0
Probable	10-19	Other	Male	31	0
Probable	20-29	Other	Male	38	0
Probable	30-39	Other	Male	26	0
Probable	40-49	Other	Male	21	0
Probable	50-59	Other	Male	17	0
Probable	60-69	Other	Male	16	Suppressed
Probable	70-79	Other	Male	6	Suppressed
Probable	80+	Other	Male	Suppressed	0
Probable	Unknown	Other	Male	Suppressed	0
Probable	0-9	Unknown	Male	36	0
Probable	10-19	Unknown	Male	146	0
Probable	20-29	Unknown	Male	265	0
Probable	30-39	Unknown	Male	267	Suppressed
Probable	40-49	Unknown	Male	254	Suppressed
Probable	50-59	Unknown	Male	291	0
Probable	60-69	Unknown	Male	217	Suppressed
Probable	70-79	Unknown	Male	87	Suppressed
Probable	80+	Unknown	Male	37	Suppressed
Probable	Unknown	Unknown	Male	21	0
Probable	0-9	White	Male	133	0
Probable	10-19	White	Male	204	0
Probable	20-29	White	Male	267	Suppressed
Probable	30-39	White	Male	221	Suppressed
Probable	40-49	White	Male	221	Suppressed
Probable	50-59	White	Male	276	Suppressed
Probable	60-69	White	Male	199	12

Probable	70-79	White	Male	82	10
Probable	80+	White	Male	59	23
Probable	Unknown	White	Male	13	0
Probable	0-9	American Indian/Alaska Native	Unknown	0	0
Probable	10-19	American Indian/Alaska Native	Unknown	0	0
Probable	20-29	American Indian/Alaska Native	Unknown	Suppressed	0
Probable	30-39	American Indian/Alaska Native	Unknown	0	0
Probable	40-49	American Indian/Alaska Native	Unknown	0	0
Probable	50-59	American Indian/Alaska Native	Unknown	0	0
Probable	60-69	American Indian/Alaska Native	Unknown	0	0
Probable	70-79	American Indian/Alaska Native	Unknown	0	0
Probable	80+	American Indian/Alaska Native	Unknown	0	0
Probable	Unknown	American Indian/Alaska Native	Unknown	0	0
Probable	0-9	Asian/Pacific Islander	Unknown	0	0
Probable	10-19	Asian/Pacific Islander	Unknown	0	0
Probable	20-29	Asian/Pacific Islander	Unknown	0	0
Probable	30-39	Asian/Pacific Islander	Unknown	0	0
Probable	40-49	Asian/Pacific Islander	Unknown	0	0
Probable	50-59	Asian/Pacific Islander	Unknown	0	0
Probable	60-69	Asian/Pacific Islander	Unknown	0	0
Probable	70-79	Asian/Pacific Islander	Unknown	0	0
Probable	80+	Asian/Pacific Islander	Unknown	0	0
Probable	Unknown	Asian/Pacific Islander	Unknown	0	0
Probable	0-9	Black/African American	Unknown	0	0
Probable	10-19	Black/African American	Unknown	0	0
Probable	20-29	Black/African American	Unknown	0	0
Probable	30-39	Black/African American	Unknown	0	0
Probable	40-49	Black/African American	Unknown	Suppressed	0
Probable	50-59	Black/African American	Unknown	0	0
Probable	60-69	Black/African American	Unknown	Suppressed	0
Probable	70-79	Black/African American	Unknown	0	0
Probable	80+	Black/African American	Unknown	0	0
Probable	Unknown	Black/African American	Unknown	Suppressed	0
Probable	0-9	Multiple Races	Unknown	0	0
Probable	10-19	Multiple Races	Unknown	Suppressed	0
Probable	20-29	Multiple Races	Unknown	Suppressed	0
Probable	30-39	Multiple Races	Unknown	Suppressed	0
Probable	40-49	Multiple Races	Unknown	Suppressed	0
Probable	50-59	Multiple Races	Unknown	Suppressed	0
Probable	60-69	Multiple Races	Unknown	Suppressed	0
Probable	70-79	Multiple Races	Unknown	0	0
Probable	80+	Multiple Races	Unknown	0	0
Probable	Unknown	Multiple Races	Unknown	0	0
Probable	0-9	Other	Unknown	0	0
Probable	10-19	Other	Unknown	0	0
Probable	20-29	Other	Unknown	0	0
Probable	30-39	Other	Unknown	0	0
Probable	40-49	Other	Unknown	0	0
Probable	50-59	Other	Unknown	0	0
Probable	60-69	Other	Unknown	0	0

Probable	70-79	Other	Unknown	0	0
Probable	80+	Other	Unknown	0	0
Probable	Unknown	Other	Unknown	0	0
Probable	0-9	Unknown	Unknown	7	0
Probable	10-19	Unknown	Unknown	12	0
Probable	20-29	Unknown	Unknown	13	0
Probable	30-39	Unknown	Unknown	15	0
Probable	40-49	Unknown	Unknown	14	0
Probable	50-59	Unknown	Unknown	12	0
Probable	60-69	Unknown	Unknown	10	0
Probable	70-79	Unknown	Unknown	Suppressed	0
Probable	80+	Unknown	Unknown	Suppressed	0
Probable	Unknown	Unknown	Unknown	219	0
Probable	0-9	White	Unknown	Suppressed	0
Probable	10-19	White	Unknown	Suppressed	0
Probable	20-29	White	Unknown	Suppressed	0
Probable	30-39	White	Unknown	Suppressed	0
Probable	40-49	White	Unknown	Suppressed	0
Probable	50-59	White	Unknown	Suppressed	0
Probable	60-69	White	Unknown	0	0
Probable	70-79	White	Unknown	0	0
Probable	80+	White	Unknown	0	0
Probable	Unknown	White	Unknown	6	0

# PUBLIC USE DATASETS

## COVID-19 Tests by County

### README

Data includes tests by type (diagnostic, serology or total combined) by county.

Diagnostic tests are used to find current infection and look for genes or proteins from the severe acute respiratory syndrome coronavirus 2 (SARS-CoV-2), the virus that causes COVID-19. These tests, which are performed as nasal swabs, include: Nucleic acid amplification test/real-time polymerase chain reaction (NAAT/RT-PCR) test and rapid virus antigen detection point of care (POC) tests.

Serology tests are used to look for the possibility of previous infection. Serology tests look for antibodies to SARS-CoV-2 in the blood. There are currently two types of serology tests: the enzyme-linked immunosorbent assay (ELISA) test and the rapid antibody detection POC test. Serology tests do not diagnose disease and do not guarantee immunity, but might provide information about previous infection.

Correctional includes state and federal prisons and county and city detection facilities. Testing data represents total tests performed, not individuals tested. A single individual may have more than one test completed.



# COVID-19 TESTS BY COUNTY 2020-08-23

Updated	COUNTY	TestType	Count	RatePerMillion
2020/08/23 14:20:13	Alcona	Diagnostic	1522	146276
2020/08/23 14:20:13	Alcona	Serology	40	3844
2020/08/23 14:20:13	Alcona	Total	1562	150120
2020/08/23 14:20:13	Alger	Serology	62	6807
2020/08/23 14:20:13	Alger	Diagnostic	817	89701
2020/08/23 14:20:13	Alger	Total	879	96509
2020/08/23 14:20:13	Allegan	Serology	688	5827
2020/08/23 14:20:13	Allegan	Diagnostic	23172	196238
2020/08/23 14:20:13	Allegan	Total	23860	202065
2020/08/23 14:20:13	Alpena	Diagnostic	1893	66643
2020/08/23 14:20:13	Alpena	Serology	120	4225
2020/08/23 14:20:13	Alpena	Total	2013	70868
2020/08/23 14:20:13	Antrim	Diagnostic	3669	157306
2020/08/23 14:20:13	Antrim	Serology	76	3258
2020/08/23 14:20:13	Antrim	Total	3745	160564
2020/08/23 14:20:13	Arenac	Diagnostic	2809	188739
2020/08/23 14:20:13	Arenac	Serology	113	7593
2020/08/23 14:20:13	Arenac	Total	2922	196331
2020/08/23 14:20:13	Baraga	Diagnostic	1452	176879
2020/08/23 14:20:13	Baraga	Serology	34	4142
2020/08/23 14:20:13	Baraga	Total	1486	181021
2020/08/23 14:20:13	Barry	Serology	488	7929
2020/08/23 14:20:13	Barry	Diagnostic	11624	188855
2020/08/23 14:20:13	Barry	Total	12112	196783
2020/08/23 14:20:13	Bay	Diagnostic	24967	242102
2020/08/23 14:20:13	Bay	Serology	1162	11268
2020/08/23 14:20:13	Bay	Total	26129	253370
2020/08/23 14:20:13	Benzie	Diagnostic	2929	164865
2020/08/23 14:20:13	Benzie	Serology	43	2420
2020/08/23 14:20:13	Benzie	Total	2972	167286
2020/08/23 14:20:13	Berrien	Diagnostic	47742	311224
2020/08/23 14:20:13	Berrien	Serology	1663	10841
2020/08/23 14:20:13	Berrien	Total	49405	322064
2020/08/23 14:20:13	Branch	Serology	136	3125
2020/08/23 14:20:13	Branch	Diagnostic	5840	134200
2020/08/23 14:20:13	Branch	Total	5976	137326
2020/08/23 14:20:13	Calhoun	Diagnostic	34542	257471
2020/08/23 14:20:13	Calhoun	Serology	654	4875
2020/08/23 14:20:13	Calhoun	Total	35196	262345
2020/08/23 14:20:13	Cass	Diagnostic	7273	140441
2020/08/23 14:20:13	Cass	Serology	209	4036
2020/08/23 14:20:13	Cass	Total	7482	144476
2020/08/23 14:20:13	Charlevoix	Diagnostic	4615	176529
2020/08/23 14:20:13	Charlevoix	Serology	315	12049
2020/08/23 14:20:13	Charlevoix	Total	4930	188578
2020/08/23 14:20:13	Cheboygan	Serology	173	6844
2020/08/23 14:20:13	Cheboygan	Diagnostic	2380	94160

2020/08/23 14:20:13	Cheboygan	Total	2553	101005
2020/08/23 14:20:13	Chippewa	Diagnostic	3783	101288
2020/08/23 14:20:13	Chippewa	Serology	84	2249
2020/08/23 14:20:13	Chippewa	Total	3867	103537
2020/08/23 14:20:13	Clare	Diagnostic	3601	116349
2020/08/23 14:20:13	Clare	Serology	207	6688
2020/08/23 14:20:13	Clare	Total	3808	123037
2020/08/23 14:20:13	Clinton	Diagnostic	12992	163226
2020/08/23 14:20:13	Clinton	Serology	2339	29386
2020/08/23 14:20:13	Clinton	Total	15331	192613
2020/08/23 14:20:13	Correctional	Serology	10254	
2020/08/23 14:20:13	Correctional	Diagnostic	66451	
2020/08/23 14:20:13	Correctional	Total	76705	
2020/08/23 14:20:13	Crawford	Diagnostic	2042	145556
2020/08/23 14:20:13	Crawford	Serology	49	3493
2020/08/23 14:20:13	Crawford	Total	2091	149048
2020/08/23 14:20:13	Delta	Diagnostic	6861	191734
2020/08/23 14:20:13	Delta	Serology	212	5924
2020/08/23 14:20:13	Delta	Total	7073	197658
2020/08/23 14:20:13	Detroit City	Diagnostic	211252	325101
2020/08/23 14:20:13	Detroit City	Serology	12429	19127
2020/08/23 14:20:13	Detroit City	Total	223681	344228
2020/08/23 14:20:13	Dickinson	Serology	67	2655
2020/08/23 14:20:13	Dickinson	Diagnostic	3007	119141
2020/08/23 14:20:13	Dickinson	Total	3074	121796
2020/08/23 14:20:13	Eaton	Diagnostic	28119	255006
2020/08/23 14:20:13	Eaton	Serology	3538	32085
2020/08/23 14:20:13	Eaton	Total	31657	287091
2020/08/23 14:20:13	Emmet	Diagnostic	5647	168996
2020/08/23 14:20:13	Emmet	Serology	743	22236
2020/08/23 14:20:13	Emmet	Total	6390	191231
2020/08/23 14:20:13	Genesee	Serology	9715	23940
2020/08/23 14:20:13	Genesee	Diagnostic	69700	171754
2020/08/23 14:20:13	Genesee	Total	79415	195694
2020/08/23 14:20:13	Gladwin	Serology	127	4990
2020/08/23 14:20:13	Gladwin	Diagnostic	3984	156548
2020/08/23 14:20:13	Gladwin	Total	4111	161539
2020/08/23 14:20:13	Gogebic	Serology	36	2576
2020/08/23 14:20:13	Gogebic	Diagnostic	4828	345474
2020/08/23 14:20:13	Gogebic	Total	4864	348050
2020/08/23 14:20:13	Grand Traverse	Diagnostic	16549	177778
2020/08/23 14:20:13	Grand Traverse	Serology	382	4104
2020/08/23 14:20:13	Grand Traverse	Total	16931	181882
2020/08/23 14:20:13	Gratiot	Diagnostic	10454	256786
2020/08/23 14:20:13	Gratiot	Serology	329	8081
2020/08/23 14:20:13	Gratiot	Total	10783	264867
2020/08/23 14:20:13	Hillsdale	Diagnostic	7930	173884
2020/08/23 14:20:13	Hillsdale	Serology	245	5372
2020/08/23 14:20:13	Hillsdale	Total	8175	179257
2020/08/23 14:20:13	Houghton	Diagnostic	6054	169656

2020/08/23 14:20:13	Houghton	Serology	95	2662
2020/08/23 14:20:13	Houghton	Total	6149	172318
2020/08/23 14:20:13	Huron	Diagnostic	6782	218908
2020/08/23 14:20:13	Huron	Serology	241	7779
2020/08/23 14:20:13	Huron	Total	7023	226687
2020/08/23 14:20:13	Ingham	Serology	11912	40738
2020/08/23 14:20:13	Ingham	Diagnostic	77739	265860
2020/08/23 14:20:13	Ingham	Total	89651	306598
2020/08/23 14:20:13	Ionia	Serology	908	14035
2020/08/23 14:20:13	Ionia	Diagnostic	14022	216733
2020/08/23 14:20:13	Ionia	Total	14930	230768
2020/08/23 14:20:13	Iosco	Diagnostic	5109	203327
2020/08/23 14:20:13	Iosco	Serology	121	4816
2020/08/23 14:20:13	Iosco	Total	5230	208143
2020/08/23 14:20:13	Iron	Diagnostic	3950	356949
2020/08/23 14:20:13	Iron	Serology	16	1446
2020/08/23 14:20:13	Iron	Total	3966	358395
2020/08/23 14:20:13	Isabella	Serology	434	6211
2020/08/23 14:20:13	Isabella	Diagnostic	8193	117257
2020/08/23 14:20:13	Isabella	Total	8627	123469
2020/08/23 14:20:13	Jackson	Serology	1249	7880
2020/08/23 14:20:13	Jackson	Diagnostic	42635	268974
2020/08/23 14:20:13	Jackson	Total	43884	276853
2020/08/23 14:20:13	Kalamazoo	Diagnostic	56501	213158
2020/08/23 14:20:13	Kalamazoo	Serology	2220	8375
2020/08/23 14:20:13	Kalamazoo	Total	58721	221534
2020/08/23 14:20:13	Kalkaska	Diagnostic	3866	214325
2020/08/23 14:20:13	Kalkaska	Serology	34	1885
2020/08/23 14:20:13	Kalkaska	Total	3900	216210
2020/08/23 14:20:13	Kent	Diagnostic	178788	272146
2020/08/23 14:20:13	Kent	Serology	11386	17331
2020/08/23 14:20:13	Kent	Total	190174	289478
2020/08/23 14:20:13	Keweenaw	Diagnostic	375	177221
2020/08/23 14:20:13	Keweenaw	Serology	12	5671
2020/08/23 14:20:13	Keweenaw	Total	387	182892
2020/08/23 14:20:13	Lake	Diagnostic	2608	220029
2020/08/23 14:20:13	Lake	Serology	89	7509
2020/08/23 14:20:13	Lake	Total	2697	227537
2020/08/23 14:20:13	Lapeer	Diagnostic	12243	139749
2020/08/23 14:20:13	Lapeer	Serology	1461	16677
2020/08/23 14:20:13	Lapeer	Total	13704	156426
2020/08/23 14:20:13	Leelanau	Serology	84	3860
2020/08/23 14:20:13	Leelanau	Diagnostic	2717	124856
2020/08/23 14:20:13	Leelanau	Total	2801	128717
2020/08/23 14:20:13	Lenawee	Diagnostic	16499	167586
2020/08/23 14:20:13	Lenawee	Serology	672	6826
2020/08/23 14:20:13	Lenawee	Total	17171	174412
2020/08/23 14:20:13	Livingston	Diagnostic	38807	202125
2020/08/23 14:20:13	Livingston	Serology	4015	20912
2020/08/23 14:20:13	Livingston	Total	42822	223037

2020/08/23 14:20:13	Luce	Diagnostic	501	80430
2020/08/23 14:20:13	Luce	Serology	15	2408
2020/08/23 14:20:13	Luce	Total	516	82838
2020/08/23 14:20:13	Mackinac	Diagnostic	1303	120659
2020/08/23 14:20:13	Mackinac	Serology	41	3797
2020/08/23 14:20:13	Mackinac	Total	1344	124456
2020/08/23 14:20:13	Macomb	Diagnostic	176909	202420
2020/08/23 14:20:13	Macomb	Serology	25555	29240
2020/08/23 14:20:13	Macomb	Total	202464	231660
2020/08/23 14:20:13	Manistee	Diagnostic	3200	130304
2020/08/23 14:20:13	Manistee	Serology	110	4479
2020/08/23 14:20:13	Manistee	Total	3310	134783
2020/08/23 14:20:13	Marquette	Serology	863	12939
2020/08/23 14:20:13	Marquette	Diagnostic	24175	362449
2020/08/23 14:20:13	Marquette	Total	25038	375388
2020/08/23 14:20:13	Mason	Serology	231	7926
2020/08/23 14:20:13	Mason	Diagnostic	7517	257926
2020/08/23 14:20:13	Mason	Total	7748	265852
2020/08/23 14:20:13	Mecosta	Diagnostic	7894	181668
2020/08/23 14:20:13	Mecosta	Serology	276	6352
2020/08/23 14:20:13	Mecosta	Total	8170	188019
2020/08/23 14:20:13	Menominee	Diagnostic	2946	129324
2020/08/23 14:20:13	Menominee	Serology	38	1668
2020/08/23 14:20:13	Menominee	Total	2984	130992
2020/08/23 14:20:13	Midland	Diagnostic	10191	122553
2020/08/23 14:20:13	Midland	Serology	743	8935
2020/08/23 14:20:13	Midland	Total	10934	131488
2020/08/23 14:20:13	Missaukee	Diagnostic	2143	141752
2020/08/23 14:20:13	Missaukee	Serology	64	4233
2020/08/23 14:20:13	Missaukee	Total	2207	145985
2020/08/23 14:20:13	Monroe	Serology	2359	15674
2020/08/23 14:20:13	Monroe	Diagnostic	25051	166452
2020/08/23 14:20:13	Monroe	Total	27410	182126
2020/08/23 14:20:13	Montcalm	Serology	697	10910
2020/08/23 14:20:13	Montcalm	Diagnostic	14800	231655
2020/08/23 14:20:13	Montcalm	Total	15497	242565
2020/08/23 14:20:13	Montmorency	Diagnostic	985	105596
2020/08/23 14:20:13	Montmorency	Serology	78	8362
2020/08/23 14:20:13	Montmorency	Total	1063	113958
2020/08/23 14:20:13	Muskegon	Serology	1014	5842
2020/08/23 14:20:13	Muskegon	Diagnostic	49275	283898
2020/08/23 14:20:13	Muskegon	Total	50289	289740
2020/08/23 14:20:13	Newaygo	Diagnostic	10546	215312
2020/08/23 14:20:13	Newaygo	Serology	429	8759
2020/08/23 14:20:13	Newaygo	Total	10975	224071
2020/08/23 14:20:13	Oakland	Diagnostic	269263	214111
2020/08/23 14:20:13	Oakland	Serology	55913	44461
2020/08/23 14:20:13	Oakland	Total	325176	258572
2020/08/23 14:20:13	Oceana	Serology	221	8350
2020/08/23 14:20:13	Oceana	Diagnostic	8869	335097

2020/08/23 14:20:13	Oceana	Total	9090	343447
2020/08/23 14:20:13	Ogemaw	Diagnostic	2984	142116
2020/08/23 14:20:13	Ogemaw	Serology	84	4001
2020/08/23 14:20:13	Ogemaw	Total	3068	146116
2020/08/23 14:20:13	Ontonagon	Diagnostic	1707	298427
2020/08/23 14:20:13	Ontonagon	Serology	12	2098
2020/08/23 14:20:13	Ontonagon	Total	1719	300524
2020/08/23 14:20:13	Osceola	Serology	130	5541
2020/08/23 14:20:13	Osceola	Diagnostic	5876	250469
2020/08/23 14:20:13	Osceola	Total	6006	256010
2020/08/23 14:20:13	Oscoda	Diagnostic	887	107633
2020/08/23 14:20:13	Oscoda	Serology	16	1942
2020/08/23 14:20:13	Oscoda	Total	903	109574
2020/08/23 14:20:13	Otsego	Diagnostic	2701	109494
2020/08/23 14:20:13	Otsego	Serology	227	9202
2020/08/23 14:20:13	Otsego	Total	2928	118696
2020/08/23 14:20:13	Ottawa	Diagnostic	70862	242819
2020/08/23 14:20:13	Ottawa	Serology	3464	11870
2020/08/23 14:20:13	Ottawa	Total	74326	254689
2020/08/23 14:20:13	Presque Isle	Diagnostic	1202	95457
2020/08/23 14:20:13	Presque Isle	Serology	107	8497
2020/08/23 14:20:13	Presque Isle	Total	1309	103955
2020/08/23 14:20:13	Roscommon	Serology	238	9909
2020/08/23 14:20:13	Roscommon	Diagnostic	3812	158708
2020/08/23 14:20:13	Roscommon	Total	4050	168617
2020/08/23 14:20:13	Saginaw	Serology	1139	5978
2020/08/23 14:20:13	Saginaw	Diagnostic	55248	289956
2020/08/23 14:20:13	Saginaw	Total	56387	295934
2020/08/23 14:20:13	Sanilac	Serology	422	10250
2020/08/23 14:20:13	Sanilac	Diagnostic	8328	202283
2020/08/23 14:20:13	Sanilac	Total	8750	212533
2020/08/23 14:20:13	Schoolcraft	Diagnostic	717	88584
2020/08/23 14:20:13	Schoolcraft	Serology	34	4201
2020/08/23 14:20:13	Schoolcraft	Total	751	92785
2020/08/23 14:20:13	Shiawassee	Serology	1310	19230
2020/08/23 14:20:13	Shiawassee	Diagnostic	12089	177461
2020/08/23 14:20:13	Shiawassee	Total	13399	196691
2020/08/23 14:20:13	St Clair	Diagnostic	24005	150853
2020/08/23 14:20:13	St Clair	Serology	3680	23126
2020/08/23 14:20:13	St Clair	Total	27685	173979
2020/08/23 14:20:13	St Joseph	Serology	522	8562
2020/08/23 14:20:13	St Joseph	Diagnostic	13025	213651
2020/08/23 14:20:13	St Joseph	Total	13547	222213
2020/08/23 14:20:13	Tuscola	Diagnostic	14165	271126
2020/08/23 14:20:13	Tuscola	Serology	469	8977
2020/08/23 14:20:13	Tuscola	Total	14634	280103
2020/08/23 14:20:13	Unknown	Serology	19612	
2020/08/23 14:20:13	Unknown	Diagnostic	206658	
2020/08/23 14:20:13	Unknown	Total	226270	
2020/08/23 14:20:13	Van Buren	Serology	451	5960

2020/08/23 14:20:13	Van Buren	Diagnostic	19281	254780
2020/08/23 14:20:13	Van Buren	Total	19732	260740
2020/08/23 14:20:13	Washtenaw	Serology	8728	23743
2020/08/23 14:20:13	Washtenaw	Diagnostic	97154	264292
2020/08/23 14:20:13	Washtenaw	Total	105882	288035
2020/08/23 14:20:13	Wayne	Serology	36855	33389
2020/08/23 14:20:13	Wayne	Diagnostic	290854	263500
2020/08/23 14:20:13	Wayne	Total	327709	296888
2020/08/23 14:20:13	Wexford	Serology	116	3449
2020/08/23 14:20:13	Wexford	Diagnostic	5877	174749
2020/08/23 14:20:13	Wexford	Total	5993	178199

# PUBLIC USE DATASETS

## Diagnostic Tests by Result and County

### README

Data include diagnostic tests for COVID-19 by date and county.

Diagnostic tests are used to find current infection and look for genes or proteins from the severe acute respiratory syndrome coronavirus 2 (SARS-CoV-2), the virus that causes COVID-19. These tests, which are performed as nasal swabs, include: Nucleic acid amplification test/real-time polymerase chain reaction (NAAT/RT-PCR) test and rapid virus antigen detection point of care (POC) tests.

Correctional includes state and federal prisons and county and city detention facilities. Testing data represents total tests performed, not individuals tested. A single individual may have more than one test completed.

The total number of positive tests may exceed the number of confirmed cases due to 1) a single individual may have more than one test performed; 2) MDHHS may receive data on positive tests in advance of a local health department classifying an individual as a confirmed or probable case, and 3) although efforts have been made to deduplicate testing data, some duplication may occur.

**DIAGNOSTIC TEST BY RESULT AND COUNTY 2020-08-23**

MessageDate	COUNTY	Negative	Positive	Total
8/22/2020	Alcona	63	0	63
8/22/2020	Alger	4	0	4
8/22/2020	Allegan	257	3	260
8/22/2020	Alpena	12	0	12
8/22/2020	Antrim	82	0	82
8/22/2020	Arenac	26	2	28
8/22/2020	Baraga	9	0	9
8/22/2020	Barry	135	1	136
8/22/2020	Bay	317	8	325
8/22/2020	Benzie	67	0	67
8/22/2020	Berrien	565	39	604
8/22/2020	Branch	136	0	136
8/22/2020	Calhoun	200	10	210
8/22/2020	Cass	87	3	90
8/22/2020	Charlevoix	72	0	72
8/22/2020	Cheboygan	35	0	35
8/22/2020	Chippewa	7	0	7
8/22/2020	Clare	20	2	22
8/22/2020	Clinton	65	0	65
8/22/2020	Correctional	696	56	752
8/22/2020	Crawford	70	1	71
8/22/2020	Delta	175	4	179
8/22/2020	Detroit City	2001	38	2039
8/22/2020	Dickinson	17	0	17
8/22/2020	Eaton	185	1	186
8/22/2020	Emmet	163	3	166
8/22/2020	Genesee	697	12	709
8/22/2020	Gladwin	14	0	14
8/22/2020	Gogebic	150	2	152
8/22/2020	Grand Traverse	221	18	239
8/22/2020	Gratiot	77	2	79
8/22/2020	Hillsdale	29	3	32
8/22/2020	Houghton	57	0	57
8/22/2020	Huron	54	3	57
8/22/2020	Ingham	458	2	460
8/22/2020	Ionia	151	4	155
8/22/2020	Iosco	66	0	66
8/22/2020	Iron	373	1	374
8/22/2020	Isabella	73	12	85
8/22/2020	Jackson	382	7	389
8/22/2020	Kalamazoo	416	28	444
8/22/2020	Kalkaska	27	0	27
8/22/2020	Kent	2144	48	2192
8/22/2020	Keweenaw	3	0	3
8/22/2020	Lake	22	0	22
8/22/2020	Lapeer	186	1	187
8/22/2020	Leelanau	45	0	45



8/22/2020	Lenawee	159	9	168
8/22/2020	Livingston	329	9	338
8/22/2020	Luce	9	0	9
8/22/2020	Mackinac	6	0	6
8/22/2020	Macomb	1979	164	2143
8/22/2020	Manistee	35	0	35
8/22/2020	Marquette	53	1	54
8/22/2020	Mason	112	2	114
8/22/2020	Mecosta	93	2	95
8/22/2020	Menominee	235	4	239
8/22/2020	Midland	71	2	73
8/22/2020	Missaukee	18	0	18
8/22/2020	Monroe	223	28	251
8/22/2020	Montcalm	142	2	144
8/22/2020	Montmorency	13	0	13
8/22/2020	Muskegon	332	10	342
8/22/2020	Newaygo	169	0	169
8/22/2020	Oakland	2481	97	2578
8/22/2020	Oceana	106	0	106
8/22/2020	Ogemaw	16	0	16
8/22/2020	Ontonagon	27	0	27
8/22/2020	Osceola	94	0	94
8/22/2020	Oscoda	11	0	11
8/22/2020	Otsego	29	0	29
8/22/2020	Ottawa	1131	10	1141
8/22/2020	Presque Isle	7	0	7
8/22/2020	Roscommon	72	0	72
8/22/2020	Saginaw	492	46	538
8/22/2020	Sanilac	111	0	111
8/22/2020	Schoolcraft	4	0	4
8/22/2020	Shiawassee	164	10	174
8/22/2020	St Clair	246	4	250
8/22/2020	St Joseph	294	8	302
8/22/2020	Tuscola	128	5	133
8/22/2020	Unknown	786	10	796
8/22/2020	Van Buren	140	2	142
8/22/2020	Washtenaw	908	12	920
8/22/2020	Wayne	2494	143	2637
8/22/2020	Wexford	73	1	74