



Western Michigan University
ScholarWorks at WMU

Cumulative Michigan COVID-19 Data

Michigan COVID-19 State Data

8-25-2020

2020-08-25_MichiganOverview_COVIDstats

Michigan Department of Health & Human Services

Follow this and additional works at: <https://scholarworks.wmich.edu/michigan-covid-data-state-cumulative>



Part of the Public Health Commons

WMU ScholarWorks Citation

Michigan Department of Health & Human Services, "2020-08-25_MichiganOverview_COVIDstats" (2020).
Cumulative Michigan COVID-19 Data. 151.

<https://scholarworks.wmich.edu/michigan-covid-data-state-cumulative/151>

This Website is brought to you for free and open access
by the Michigan COVID-19 State Data at ScholarWorks at
WMU. It has been accepted for inclusion in Cumulative
Michigan COVID-19 Data by an authorized administrator
of ScholarWorks at WMU. For more information, please
contact wmu-scholarworks@wmich.edu.



Coronavirus

CORONAVIRUS / MICHIGAN DATA

Michigan Data



DATA ABOUT PLACES

LONG TERM CARE FACILITIES

CORONAVIRUS SYMPTOMS

CUMULATIVE RECOVERED



OUTBREAK REPORTING



8/25/2020

Coronavirus - Michigan Data

Note on deaths (08/25/20): Regular reviews of death certificate data maintained in Vital Records reporting systems are conducted by MDHHS staff three times per week. As a part of this process, records that identify COVID-19 infection as a contributing factor to death are compared against all laboratory confirmed cases of COVID-19 in the Michigan Disease Surveillance System (MDSS). If a death certificate is matched to a confirmed COVID-19 case and that record in the MDSS does not indicate the individual died, the MDSS record is updated to indicate the death and the appropriate local health department is notified. These matched deaths are then included with mortality information posted to the Michigan Coronavirus website. As a result of the most recent assessment, today's data includes **6** additional deaths identified by this methodology.

CURRENT STATUS

DAILY CASES

CUMULATIVE TRENDS

DEMOGRAPHICS

TOTAL TESTING

DIAGNOSTIC TESTING

LEARN MORE

View Cases

View Deaths

View Table

Select Preparedness Region:

All

Select County:

All

This report is provisional and subject to change. City of Detroit and Wayne County are reported separately. MDHHS began tracking probable cases April 5, 2020. FCI indicates federal correctional institute. MDOC indicates Michigan Department of Corrections. Diagnostic tests, including nucleic acid amplification/real-time polymerase chain reaction (NAAT/RT-PCR) and rapid virus antigen detection point of care (POC) tests, look for current infection. Serology (antibody) tests are used to look for the possibility of previous infection.

Source: Michigan Disease Surveillance System (MDSS) and Vital Records.

COVID-19 Cases by County

Confirmed cases include individuals with a positive diagnostic test for COVID-19. Probable cases include individuals with COVID-19 symptoms and an epidemiologic link to confirmed COVID-19, but no diagnostic test.

Cases by County

2-32

33-232

233-2007

2008-17458

17459+

Michigan

Tuesday, August 25, 2020

Michigan (Statewide) Case Fatality Rate

6.5%

Current Totals

Case Status	Cases	Deaths
Confirmed	98,439	6,417
Probable	10,198	267
Total	108,637	6,684

Laboratory Testing

Test Type	Tests Performed
Diagnostic	2,609,724
Serology	249,056
Total	2,858,780

Microsoft Power BI

< 1 of 7 >

https://www.michigan.gov/coronavirus/0,9753,7-406-98163_98173---,00.html

2/4

Cases by Hispanic/Latino Ethnicity

Hispanic/Latino Ethnicity	Percentage of Overall Cases by Ethnicity	Percentage of Deceased Cases by Ethnicity
Hispanic/Latino	8%	2%
Non-Hispanic Latino	66%	83%
Unknown	26%	14%

Totals may not add to 100% due to rounding

Cases by Arab Ethnicity

Arab Ethnicity	Percentage of Overall Cases by Ethnicity	Percentage of Deceased Cases by Ethnicity
Arab	3%	1%
Non-Arab	48%	45%
Unknown	48%	53%

Totals may not add to 100% due to rounding

PUBLIC USE DATASETS 8/25/2020

(Downloadable .xlsx files)

Cases and Deaths by County

Cases and Deaths by County by Date

Cases by Demographics Statewide

COVID-19 Tests by County

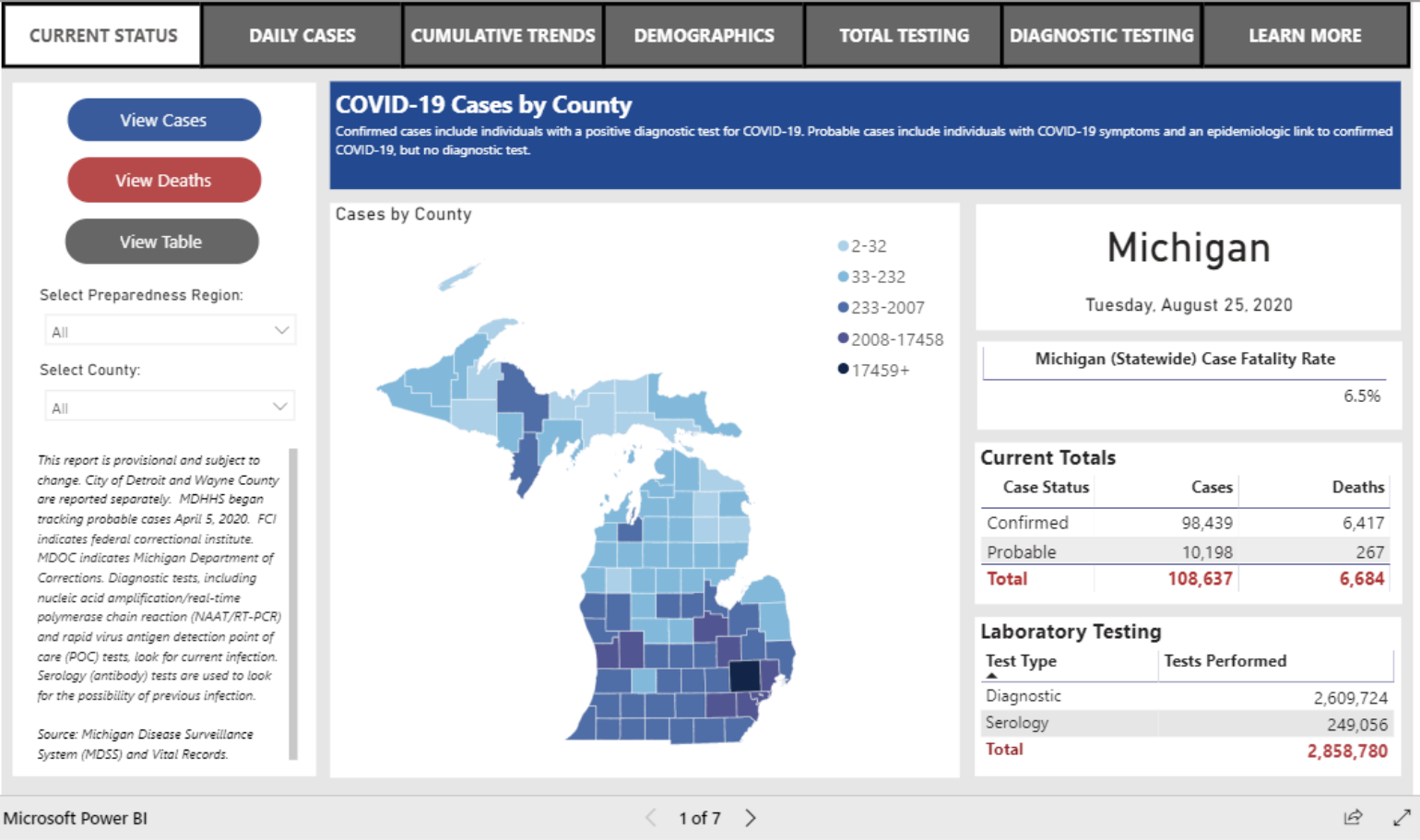
Diagnostic Tests by Result and County

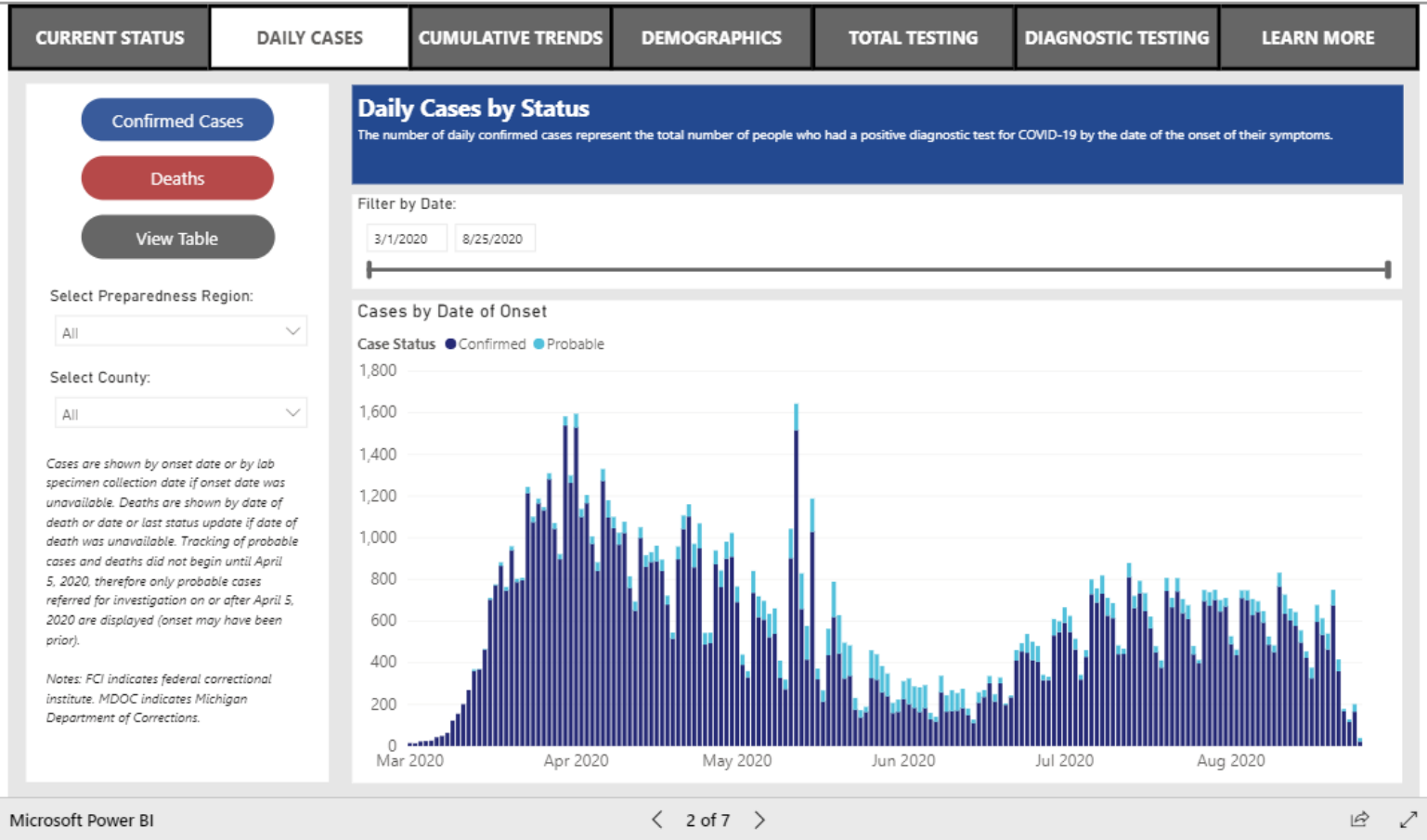
Cumulative Total of Recovered COVID-19 Cases

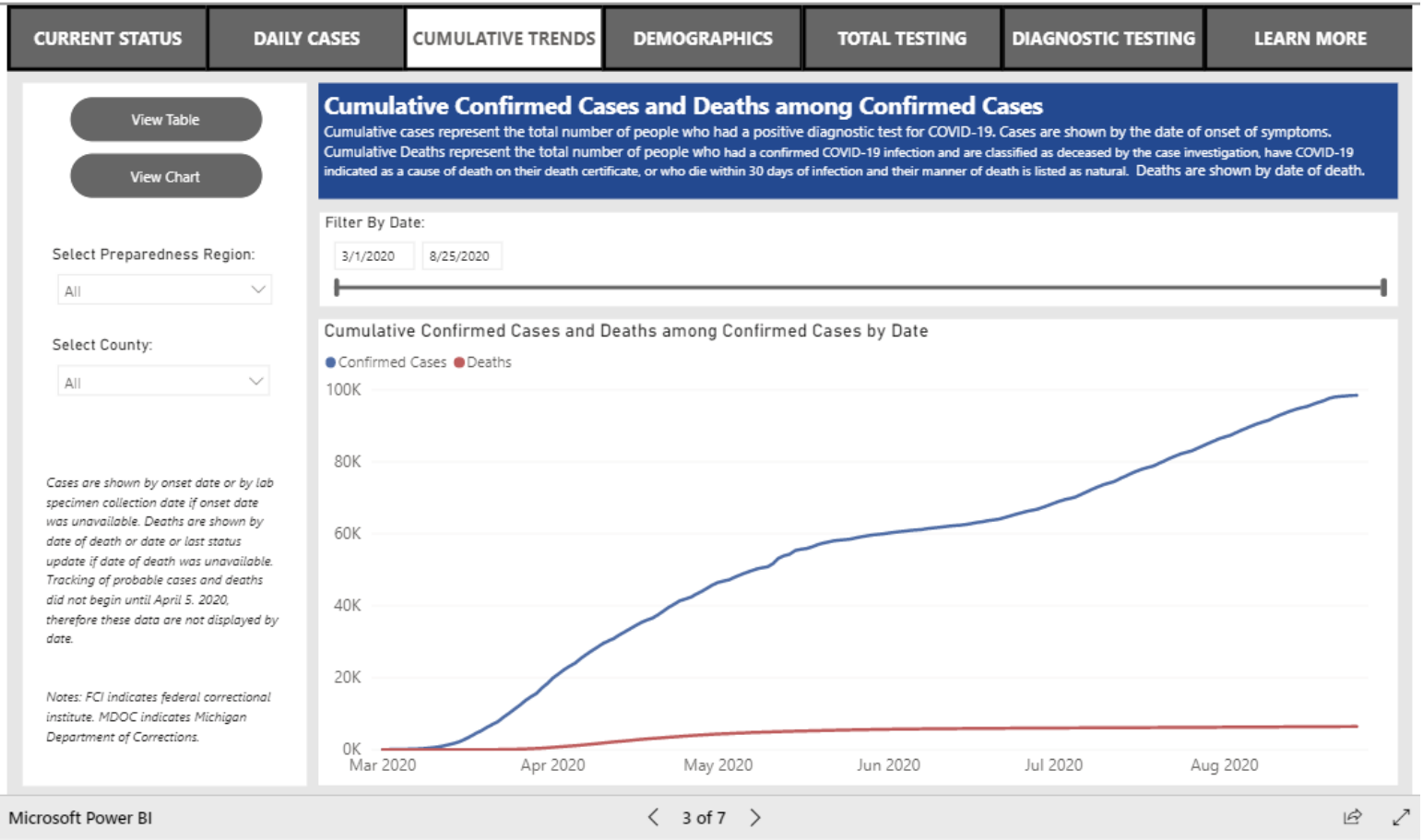
Cumulative Total of Recovered COVID-19 Cases (as of 08/21/2020): 72,580

Note on recovery: During this response, MDHHS is reviewing vital records statistics to identify any laboratory confirmed COVID-19 cases who are 30 days out from their onset of illness to represent recovery status. As the pandemic continues to impact Michigan, this pool will expand to include more cases. Recovered is defined as the number of persons with a confirmed COVID-19 diagnosis who are alive 30 days post-onset (or referral date if onset is not available). The number of persons recovered on August 21, 2020 represents COVID-19 confirmed individuals with an onset date on or prior to July 22, 2020. If an individual dies from a COVID-related cause >30 days from onset/referral, they are removed from the number of persons recovered. These numbers will be updated every Saturday.

Source: Michigan Disease Surveillance System and Vital Records





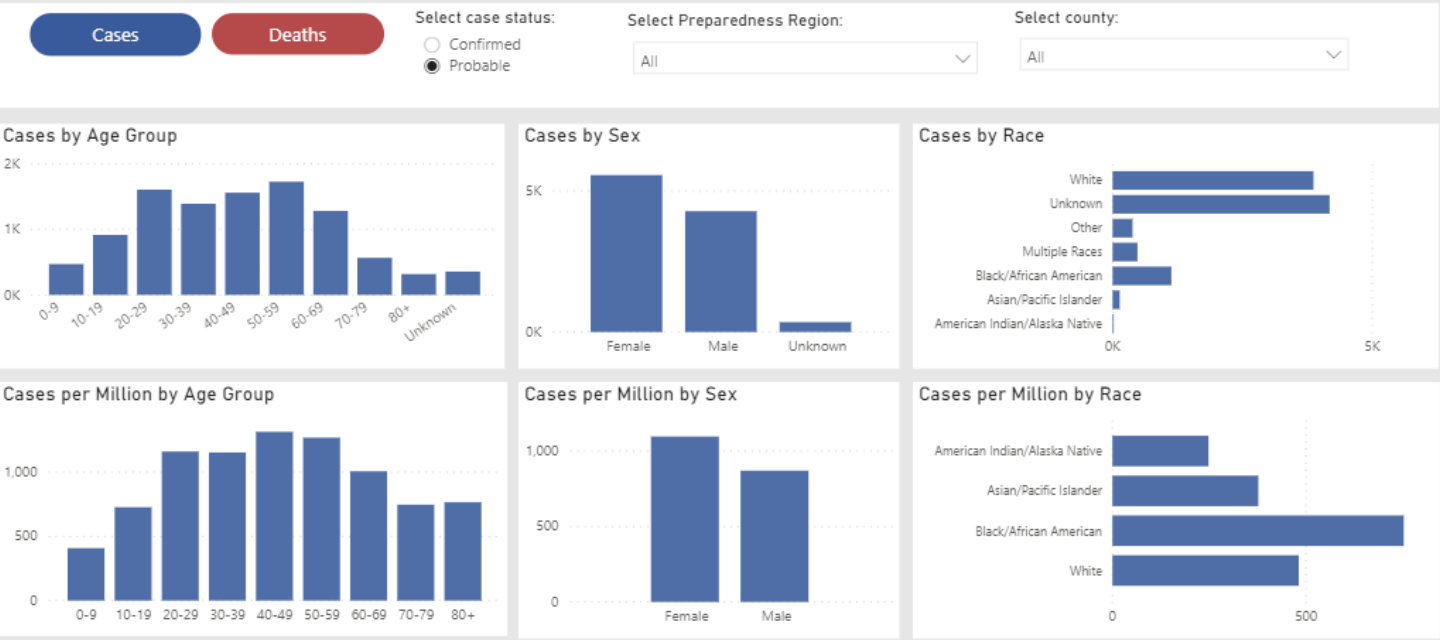


Microsoft Power BI

< 4 of 7 >

Cases by Demographic Characteristics

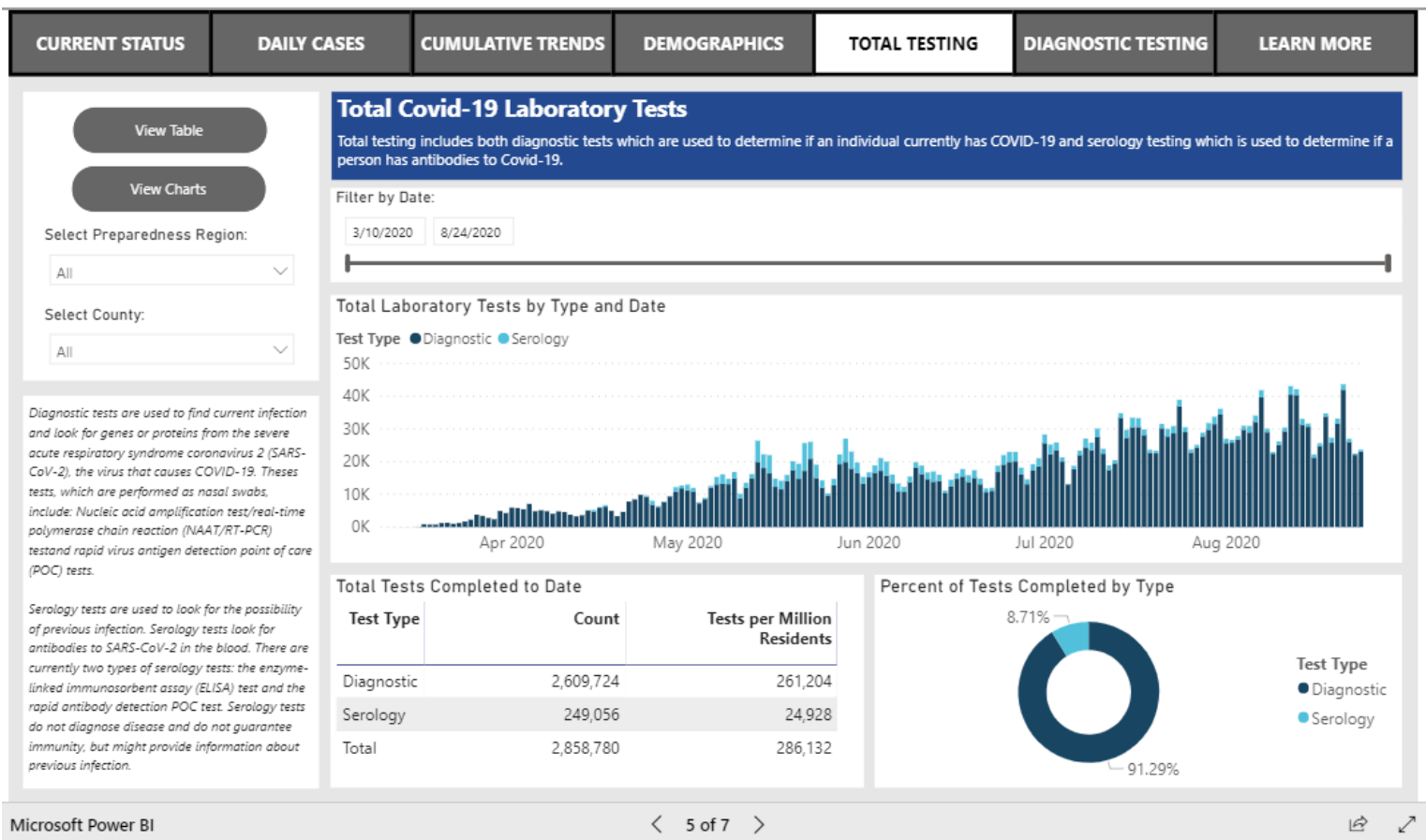
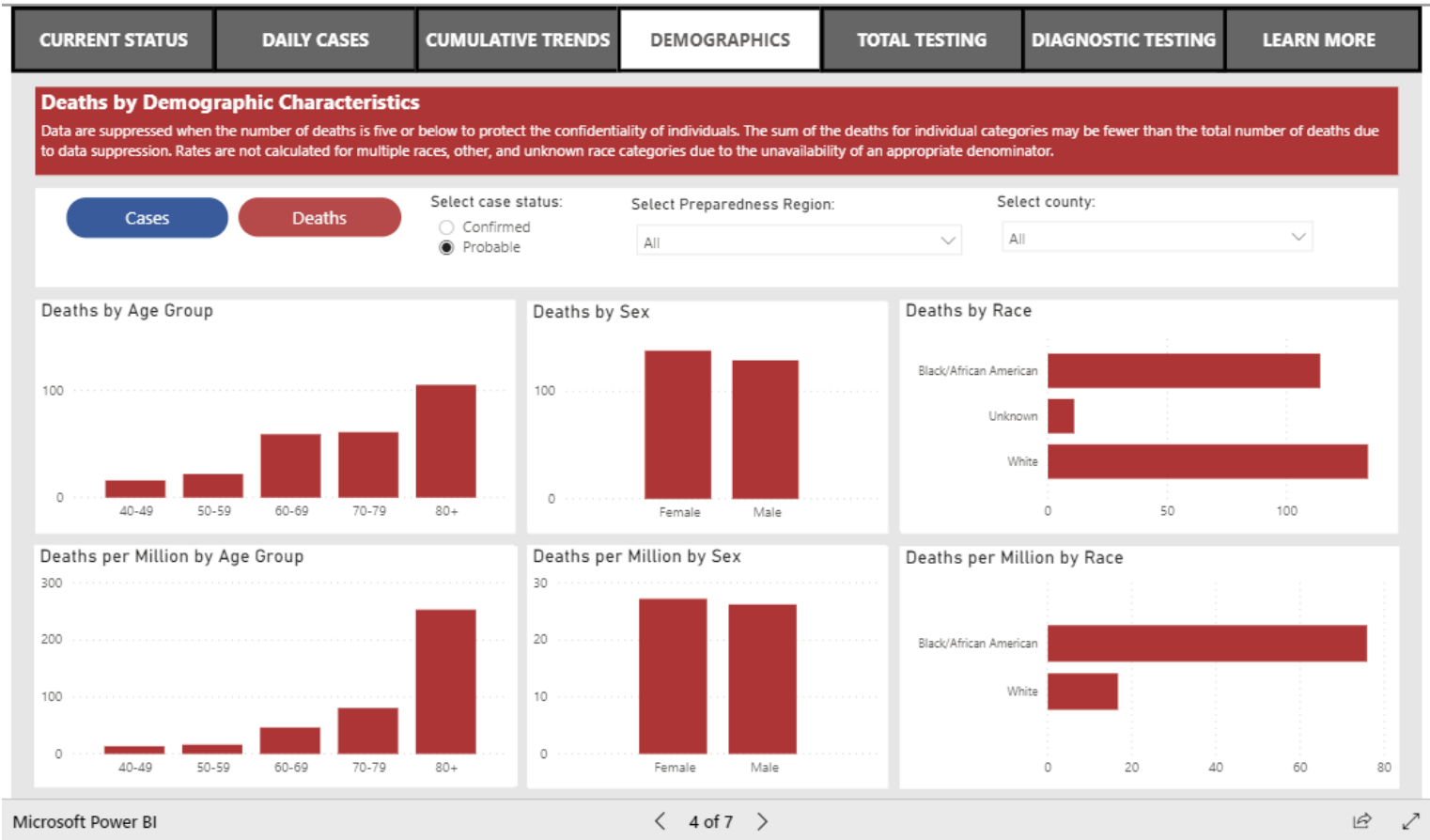
Data are suppressed when the number of cases is five or below to protect the confidentiality of individuals. The sum of the cases for individual categories may be fewer than the total number of cases due to data suppression. Rates are not calculated for multiple races, other, and unknown race categories due to the unavailability of an appropriate denominator.

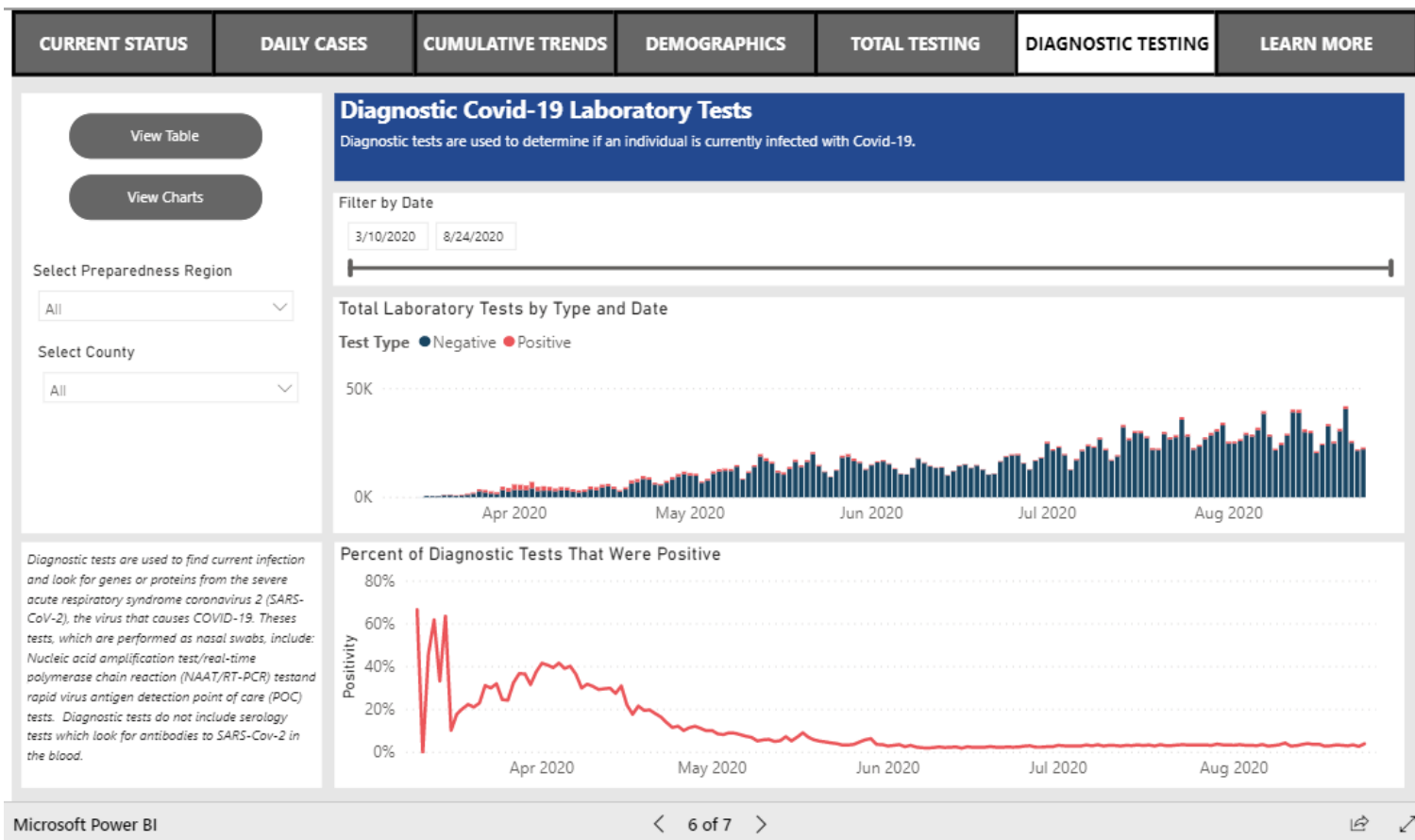


Deaths by Demographic Characteristics

Data are suppressed when the number of deaths is five or below to protect the confidentiality of individuals. The sum of the deaths for individual categories may be fewer than the total number of deaths due to data suppression. Rates are not calculated for multiple races, other, and unknown race categories due to the unavailability of an appropriate denominator.







CURRENT STATUS	DAILY CASES	CUMULATIVE TRENDS	DEMOGRAPHICS	TOTAL TESTING	DIAGNOSTIC TESTING	LEARN MORE
<p>Where does the data come from?</p> <p>The State of Michigan COVID-19 Dashboard displays the most recent provisional data reported to the Michigan Department of Health and Humans Services (MDHHS) about cases in Michigan by selected demographics and county of residence (City of Detroit and Wayne County are reported separately). Data are reported to MDHHS via the Michigan Disease Surveillance System (MDSS). Provisional Death data are provided by the MDHHS Division for Vital Records & Health Statistics.</p> <p>How does MDHHS classify confirmed and probable cases?</p> <p>Confirmed cases only include individuals who have had a positive diagnostic laboratory test for COVID-19. Probable cases include individuals who have symptoms consistent with COVID-19 and an epidemiologic link to a confirmed case or a positive serology (antibody) test, but do not have a positive diagnostic laboratory test for COVID-19 and individuals with a positive serology (antibody) test for COVID-19 and an epidemiologic link to a confirmed case.</p> <p>How does MDHHS classify confirmed and probable deaths?</p> <p>Confirmed deaths include individuals who meet one or more of the following conditions: 1) Have been identified as a confirmed case and classified as deceased as a result of a case investigation in the Michigan Disease Surveillance System (MDSS). MDSS is the database used by state and local health department to monitor reportable diseases like COVID-19; 2) have been identified as a confirmed case in MDSS had a death certificate with COVID-19 listed as a cause of death; 3) have been identified as a confirmed case in MDSS and die within 30 days of onset of COVID-19 infection and have a death certificate which classifies their manner death as 'natural'. Probable deaths include individuals who have COVID indicated as a cause of death on their death certificate but have not had a positive diagnostic laboratory test.</p> <p>Why do the number of probable cases fluctuate?</p> <p>The number of probable cases can change daily based on the investigation efforts of the health department. When a probable case is first reported, local and/or state health department staff investigate to determine if the person meets the case definition of probable. As additional information is gathered, the case could be re-classified to confirmed, remain as probable, or be determined as not a case.</p> <p>Why do data in the demographics tab not sum to the total number of cases for a county or region?</p> <p>Data are not shown whenever the number of cases for a particular demographic category is fewer than six to protect the confidentiality of individuals. Rates are not calculated for other, multiple, and unknown race because an appropriate population denominator is not available for these categories at the county level.</p> <p>Where can I get more information about COVID-19?</p> <p>Visit https://www.michigan.gov/coronavirus to find information on resources and assistance, answers to frequently asked questions, and the latest updates on Michigan's response to COVID-19. For COVID-19 updates from CDC visit https://www.cdc.gov/coronavirus/2019-ncov.</p>						

Microsoft Power BI 7 of 7

PUBLIC USE DATASETS

Cases and Deaths by County

README

Includes total cases and deaths to date by case status (confirmed or probable) and county.

County is based on the county of residence.

Confirmed cases only include individuals who have had a positive diagnostic laboratory test for COVID-19.

Probable cases include individuals who have symptoms consistent with COVID-19 and an epidemiologic link to a confirmed case or a positive serology (antibody) test, but do not have a positive diagnostic laboratory test for COVID-19 and individuals with a positive serology (antibody) test for COVID-19 and an epidemiologic link to a confirmed case.

Confirmed deaths include individuals who meet one or more of the following conditions: 1) Have been identified as a confirmed case and classified as deceased as a result of a case investigation in the Michigan Disease Surveillance System (MDSS). MDSS is the database used by state and local health department to monitor reportable diseases like COVID-19; 2) have been identified as a confirmed case in MDSS had have a death certificate with COVID-19 listed as a cause of death; 3) have been identified as a confirmed case in MDSS and die within 30 days of onset of COVID-19 infection and have a death certificate which classifies their manner death as 'natural'.

Probable deaths include individuals who have COVID indicated as a cause of death on their death certificate but have not had a positive diagnostic laboratory test.

The number of probable cases can change daily based on information obtained through the health department investigation. Probable cases can be re-classified as a confirmed case or determined to not be a case.

CASES AND DEATHS BY COUNTY 2020-08-25

Updated	COUNTY	ConfirmedCases	ConfirmedDeaths	ProbableCases	ProbableDeaths
2020/08/25 15:13:13	Alcona	27	2	4	0
2020/08/25 15:13:13	Alger	16	0	1	0
2020/08/25 15:13:13	Allegan	543	6	63	0
2020/08/25 15:13:13	Alpena	118	14	14	0
2020/08/25 15:13:13	Antrim	46	0	7	0
2020/08/25 15:13:13	Arenac	45	3	6	0
2020/08/25 15:13:13	Baraga	6	0	2	0
2020/08/25 15:13:13	Barry	184	2	24	0
2020/08/25 15:13:13	Bay	703	40	83	0
2020/08/25 15:13:13	Benzie	38	2	3	0
2020/08/25 15:13:13	Berrien	1371	69	184	0
2020/08/25 15:13:13	Branch	370	3	38	0
2020/08/25 15:13:13	Calhoun	788	43	109	1
2020/08/25 15:13:13	Cass	367	15	26	0
2020/08/25 15:13:13	Charlevoix	62	2	5	0
2020/08/25 15:13:13	Cheboygan	56	2	9	0
2020/08/25 15:13:13	Chippewa	35	0	16	0
2020/08/25 15:13:13	Clare	88	3	9	0
2020/08/25 15:13:13	Clinton	388	13	73	0
2020/08/25 15:13:13	Crawford	104	5	9	0
2020/08/25 15:13:13	Delta	106	3	28	0
2020/08/25 15:13:13	Dickinson	60	2	1	0
2020/08/25 15:13:13	Eaton	435	8	62	0
2020/08/25 15:13:13	Emmet	97	2	10	0
2020/08/25 15:13:13	Genesee	3150	278	738	25
2020/08/25 15:13:13	Gladwin	68	2	7	0
2020/08/25 15:13:13	Gogebic	132	1	10	0
2020/08/25 15:13:13	Grand Traverse	262	5	30	0
2020/08/25 15:13:13	Gratiot	163	15	18	0
2020/08/25 15:13:13	Hillsdale	274	26	23	0
2020/08/25 15:13:13	Houghton	52	0	9	0
2020/08/25 15:13:13	Huron	166	4	28	0
2020/08/25 15:13:13	Ingham	1665	37	49	0
2020/08/25 15:13:13	Ionia	254	7	34	0
2020/08/25 15:13:13	Iosco	117	11	24	1
2020/08/25 15:13:13	Iron	26	1		
2020/08/25 15:13:13	Isabella	312	9	42	0
2020/08/25 15:13:13	Jackson	759	37	23	1
2020/08/25 15:13:13	Kalamazoo	1714	84	143	2
2020/08/25 15:13:13	Kalkaska	48	4	13	0
2020/08/25 15:13:13	Kent	7448	159	717	3
2020/08/25 15:13:13	Keweenaw	2	0		
2020/08/25 15:13:13	Lake	28	0	1	0
2020/08/25 15:13:13	Lapeer	438	34	83	1
2020/08/25 15:13:13	Leelanau	77	1	7	0
2020/08/25 15:13:13	Lenawee	470	13	43	0
2020/08/25 15:13:13	Livingston	871	28	165	1

2020/08/25 15:13:13	Luce	4	0		
2020/08/25 15:13:13	Mackinac	24	0	8	0
2020/08/25 15:13:13	Macomb	11823	923	432	38
2020/08/25 15:13:13	Manistee	41	1	6	0
2020/08/25 15:13:13	Marquette	201	11	32	0
2020/08/25 15:13:13	Mason	102	0	12	0
2020/08/25 15:13:13	Mecosta	75	2	7	0
2020/08/25 15:13:13	Menominee	203	0	30	0
2020/08/25 15:13:13	Midland	304	11	85	0
2020/08/25 15:13:13	Missaukee	29	1	14	0
2020/08/25 15:13:13	Monroe	1084	24	146	2
2020/08/25 15:13:13	Montcalm	194	3	20	0
2020/08/25 15:13:13	Montmorency	11	0	1	0
2020/08/25 15:13:13	Muskegon	1239	64	56	0
2020/08/25 15:13:13	Newaygo	273	0	13	0
2020/08/25 15:13:13	Oakland	13896	1112	3563	43
2020/08/25 15:13:13	Oceana	471	6	26	0
2020/08/25 15:13:13	Ogemaw	41	3	14	0
2020/08/25 15:13:13	Ontonagon	32	0	1	0
2020/08/25 15:13:13	Osceola	67	0	7	0
2020/08/25 15:13:13	Oscoda	22	1	7	0
2020/08/25 15:13:13	Otsego	119	11	21	0
2020/08/25 15:13:13	Ottawa	1896	58	112	5
2020/08/25 15:13:13	Presque Isle	19	1	2	0
2020/08/25 15:13:13	Roscommon	58	4	14	0
2020/08/25 15:13:13	Saginaw	2260	127	147	3
2020/08/25 15:13:13	Sanilac	115	6	3	1
2020/08/25 15:13:13	Schoolcraft	14	0	1	0
2020/08/25 15:13:13	Shiawassee	373	28	27	1
2020/08/25 15:13:13	St Clair	763	52	122	1
2020/08/25 15:13:13	St Joseph	582	11	88	0
2020/08/25 15:13:13	Tuscola	383	29	44	0
2020/08/25 15:13:13	Van Buren	516	13	66	1
2020/08/25 15:13:13	Washtenaw	2477	114	349	1
2020/08/25 15:13:13	Wayne	15158	1223	711	36
2020/08/25 15:13:13	Wexford	76	4	15	0
2020/08/25 15:13:13	MDOC	5156	70	7	0
2020/08/25 15:13:13	FCI	191	5	4	0
2020/08/25 15:13:13	Out-of-State	110	0	1	0
2020/08/25 15:13:13	Unknown	1	0	14	0
2020/08/25 15:13:13	Detroit City	13487	1504	977	100

PUBLIC USE DATASETS

Cases by Demographics Statewide

README

Includes the total number of confirmed and probable cases and confirmed and probable deaths to date by demographic characteristics

Confirmed cases only include individuals who have had a positive diagnostic laboratory test for COVID-19.

Probable cases include individuals who have symptoms consistent with COVID-19 and an epidemiologic link to a confirmed case or a positive serology (antibody) test, but do not have a positive diagnostic laboratory test for COVID-19 and individuals with a positive serology (antibody) test for COVID-19 and an epidemiologic link to a confirmed case.

Confirmed deaths include individuals who meet one or more of the following conditions: 1) Have been identified as a confirmed case and classified as deceased as a result of a case investigation in the Michigan Disease Surveillance System (MDSS). MDSS is the database used by state and local health department to monitor reportable diseases like COVID-19; 2) have been identified as a confirmed case in MDSS had have a death certificate with COVID-19 listed as a cause of death; 3) have been identified as a confirmed case in MDSS and die within 30 days of onset of COVID-19 infection and have a death certificate which classifies their manner death as 'natural'.

Probable deaths include individuals who have COVID indicated as a cause of death on their death certificate but have not had a positive diagnostic laboratory test.

The number of probable cases can change daily based on information obtained through the health department investigation. Probable cases can be re-classified as a confirmed case or determined to not be a case.

Data is suppressed when the number of cases or deaths in a single category is between one and five to protect the confidentiality of individuals.

CASES BY DEMOGRAPHICS STATEWIDE 2020-08-25

CASE_STATUS	AgeCat	RaceCat	SEX	Cases	Deaths
Confirmed	0-9	American Indian/Alaska Native	Female	6	0
Confirmed	10-19	American Indian/Alaska Native	Female	20	0
Confirmed	20-29	American Indian/Alaska Native	Female	41	0
Confirmed	30-39	American Indian/Alaska Native	Female	36	0
Confirmed	40-49	American Indian/Alaska Native	Female	39	0
Confirmed	50-59	American Indian/Alaska Native	Female	46	0
Confirmed	60-69	American Indian/Alaska Native	Female	20	Suppressed
Confirmed	70-79	American Indian/Alaska Native	Female	18	Suppressed
Confirmed	80+	American Indian/Alaska Native	Female	6	Suppressed
Confirmed	Unknown	American Indian/Alaska Native	Female	0	0
Confirmed	0-9	Asian/Pacific Islander	Female	17	0
Confirmed	10-19	Asian/Pacific Islander	Female	51	0
Confirmed	20-29	Asian/Pacific Islander	Female	159	0
Confirmed	30-39	Asian/Pacific Islander	Female	201	0
Confirmed	40-49	Asian/Pacific Islander	Female	199	0
Confirmed	50-59	Asian/Pacific Islander	Female	162	Suppressed
Confirmed	60-69	Asian/Pacific Islander	Female	99	Suppressed
Confirmed	70-79	Asian/Pacific Islander	Female	50	11
Confirmed	80+	Asian/Pacific Islander	Female	54	22
Confirmed	Unknown	Asian/Pacific Islander	Female	0	0
Confirmed	0-9	Black/African American	Female	164	Suppressed
Confirmed	10-19	Black/African American	Female	430	Suppressed
Confirmed	20-29	Black/African American	Female	1933	Suppressed
Confirmed	30-39	Black/African American	Female	1937	8
Confirmed	40-49	Black/African American	Female	2093	52
Confirmed	50-59	Black/African American	Female	2034	105
Confirmed	60-69	Black/African American	Female	1857	227
Confirmed	70-79	Black/African American	Female	1283	312
Confirmed	80+	Black/African American	Female	1012	416
Confirmed	Unknown	Black/African American	Female	Suppressed	0
Confirmed	0-9	Multiple Races	Female	64	0
Confirmed	10-19	Multiple Races	Female	257	0
Confirmed	20-29	Multiple Races	Female	698	0
Confirmed	30-39	Multiple Races	Female	581	Suppressed
Confirmed	40-49	Multiple Races	Female	684	Suppressed
Confirmed	50-59	Multiple Races	Female	715	Suppressed
Confirmed	60-69	Multiple Races	Female	443	Suppressed
Confirmed	70-79	Multiple Races	Female	204	12
Confirmed	80+	Multiple Races	Female	200	21
Confirmed	Unknown	Multiple Races	Female	Suppressed	0
Confirmed	0-9	Other	Female	116	0
Confirmed	10-19	Other	Female	321	0
Confirmed	20-29	Other	Female	684	0
Confirmed	30-39	Other	Female	537	Suppressed
Confirmed	40-49	Other	Female	536	Suppressed
Confirmed	50-59	Other	Female	357	Suppressed
Confirmed	60-69	Other	Female	233	13

Confirmed	70-79	Other	Female	119	14
Confirmed	80+	Other	Female	104	22
Confirmed	Unknown	Other	Female	0	0
Confirmed	0-9	Unknown	Female	105	0
Confirmed	10-19	Unknown	Female	610	0
Confirmed	20-29	Unknown	Female	1206	0
Confirmed	30-39	Unknown	Female	1028	0
Confirmed	40-49	Unknown	Female	1148	Suppressed
Confirmed	50-59	Unknown	Female	1150	6
Confirmed	60-69	Unknown	Female	866	16
Confirmed	70-79	Unknown	Female	489	25
Confirmed	80+	Unknown	Female	556	50
Confirmed	Unknown	Unknown	Female	Suppressed	0
Confirmed	0-9	White	Female	334	0
Confirmed	10-19	White	Female	1817	0
Confirmed	20-29	White	Female	4215	Suppressed
Confirmed	30-39	White	Female	2943	8
Confirmed	40-49	White	Female	3013	22
Confirmed	50-59	White	Female	3355	67
Confirmed	60-69	White	Female	2660	168
Confirmed	70-79	White	Female	1976	373
Confirmed	80+	White	Female	3009	1051
Confirmed	Unknown	White	Female	12	0
Confirmed	0-9	American Indian/Alaska Native	Male	9	0
Confirmed	10-19	American Indian/Alaska Native	Male	8	0
Confirmed	20-29	American Indian/Alaska Native	Male	32	0
Confirmed	30-39	American Indian/Alaska Native	Male	32	0
Confirmed	40-49	American Indian/Alaska Native	Male	41	0
Confirmed	50-59	American Indian/Alaska Native	Male	36	Suppressed
Confirmed	60-69	American Indian/Alaska Native	Male	26	6
Confirmed	70-79	American Indian/Alaska Native	Male	16	6
Confirmed	80+	American Indian/Alaska Native	Male	Suppressed	Suppressed
Confirmed	Unknown	American Indian/Alaska Native	Male	0	0
Confirmed	0-9	Asian/Pacific Islander	Male	33	0
Confirmed	10-19	Asian/Pacific Islander	Male	39	0
Confirmed	20-29	Asian/Pacific Islander	Male	170	0
Confirmed	30-39	Asian/Pacific Islander	Male	183	0
Confirmed	40-49	Asian/Pacific Islander	Male	155	Suppressed
Confirmed	50-59	Asian/Pacific Islander	Male	135	Suppressed
Confirmed	60-69	Asian/Pacific Islander	Male	99	11
Confirmed	70-79	Asian/Pacific Islander	Male	46	14
Confirmed	80+	Asian/Pacific Islander	Male	33	16
Confirmed	Unknown	Asian/Pacific Islander	Male	0	0
Confirmed	0-9	Black/African American	Male	155	0
Confirmed	10-19	Black/African American	Male	394	0
Confirmed	20-29	Black/African American	Male	1422	9
Confirmed	30-39	Black/African American	Male	1564	27
Confirmed	40-49	Black/African American	Male	1743	70
Confirmed	50-59	Black/African American	Male	2083	191
Confirmed	60-69	Black/African American	Male	1996	339

Confirmed	70-79	Black/African American	Male	1276	414
Confirmed	80+	Black/African American	Male	593	301
Confirmed	Unknown	Black/African American	Male	Suppressed	0
Confirmed	0-9	Multiple Races	Male	74	0
Confirmed	10-19	Multiple Races	Male	244	0
Confirmed	20-29	Multiple Races	Male	537	0
Confirmed	30-39	Multiple Races	Male	462	0
Confirmed	40-49	Multiple Races	Male	502	Suppressed
Confirmed	50-59	Multiple Races	Male	512	Suppressed
Confirmed	60-69	Multiple Races	Male	372	21
Confirmed	70-79	Multiple Races	Male	186	16
Confirmed	80+	Multiple Races	Male	86	16
Confirmed	Unknown	Multiple Races	Male	0	0
Confirmed	0-9	Other	Male	148	0
Confirmed	10-19	Other	Male	336	0
Confirmed	20-29	Other	Male	685	Suppressed
Confirmed	30-39	Other	Male	651	Suppressed
Confirmed	40-49	Other	Male	563	Suppressed
Confirmed	50-59	Other	Male	407	9
Confirmed	60-69	Other	Male	253	24
Confirmed	70-79	Other	Male	126	18
Confirmed	80+	Other	Male	53	12
Confirmed	Unknown	Other	Male	Suppressed	0
Confirmed	0-9	Unknown	Male	143	0
Confirmed	10-19	Unknown	Male	638	0
Confirmed	20-29	Unknown	Male	1295	Suppressed
Confirmed	30-39	Unknown	Male	1219	Suppressed
Confirmed	40-49	Unknown	Male	1292	11
Confirmed	50-59	Unknown	Male	1279	9
Confirmed	60-69	Unknown	Male	897	21
Confirmed	70-79	Unknown	Male	435	25
Confirmed	80+	Unknown	Male	269	41
Confirmed	Unknown	Unknown	Male	8	0
Confirmed	0-9	White	Male	390	0
Confirmed	10-19	White	Male	1560	0
Confirmed	20-29	White	Male	3347	Suppressed
Confirmed	30-39	White	Male	2841	13
Confirmed	40-49	White	Male	2791	38
Confirmed	50-59	White	Male	3370	120
Confirmed	60-69	White	Male	2926	285
Confirmed	70-79	White	Male	2001	480
Confirmed	80+	White	Male	1643	763
Confirmed	Unknown	White	Male	7	0
Confirmed	0-9	American Indian/Alaska Native	Unknown	0	0
Confirmed	10-19	American Indian/Alaska Native	Unknown	0	0
Confirmed	20-29	American Indian/Alaska Native	Unknown	0	0
Confirmed	30-39	American Indian/Alaska Native	Unknown	0	0
Confirmed	40-49	American Indian/Alaska Native	Unknown	0	0
Confirmed	50-59	American Indian/Alaska Native	Unknown	0	0
Confirmed	60-69	American Indian/Alaska Native	Unknown	0	0

Confirmed	70-79	American Indian/Alaska Native	Unknown	0	0
Confirmed	80+	American Indian/Alaska Native	Unknown	0	0
Confirmed	Unknown	American Indian/Alaska Native	Unknown	0	0
Confirmed	0-9	Asian/Pacific Islander	Unknown	0	0
Confirmed	10-19	Asian/Pacific Islander	Unknown	0	0
Confirmed	20-29	Asian/Pacific Islander	Unknown	0	0
Confirmed	30-39	Asian/Pacific Islander	Unknown	Suppressed	0
Confirmed	40-49	Asian/Pacific Islander	Unknown	0	0
Confirmed	50-59	Asian/Pacific Islander	Unknown	0	0
Confirmed	60-69	Asian/Pacific Islander	Unknown	0	0
Confirmed	70-79	Asian/Pacific Islander	Unknown	0	0
Confirmed	80+	Asian/Pacific Islander	Unknown	0	0
Confirmed	Unknown	Asian/Pacific Islander	Unknown	0	0
Confirmed	0-9	Black/African American	Unknown	0	0
Confirmed	10-19	Black/African American	Unknown	Suppressed	0
Confirmed	20-29	Black/African American	Unknown	Suppressed	0
Confirmed	30-39	Black/African American	Unknown	Suppressed	0
Confirmed	40-49	Black/African American	Unknown	Suppressed	0
Confirmed	50-59	Black/African American	Unknown	Suppressed	0
Confirmed	60-69	Black/African American	Unknown	Suppressed	0
Confirmed	70-79	Black/African American	Unknown	Suppressed	0
Confirmed	80+	Black/African American	Unknown	Suppressed	0
Confirmed	Unknown	Black/African American	Unknown	0	0
Confirmed	0-9	Multiple Races	Unknown	0	0
Confirmed	10-19	Multiple Races	Unknown	Suppressed	0
Confirmed	20-29	Multiple Races	Unknown	Suppressed	0
Confirmed	30-39	Multiple Races	Unknown	Suppressed	0
Confirmed	40-49	Multiple Races	Unknown	0	0
Confirmed	50-59	Multiple Races	Unknown	Suppressed	0
Confirmed	60-69	Multiple Races	Unknown	Suppressed	0
Confirmed	70-79	Multiple Races	Unknown	Suppressed	0
Confirmed	80+	Multiple Races	Unknown	0	0
Confirmed	Unknown	Multiple Races	Unknown	Suppressed	0
Confirmed	0-9	Other	Unknown	Suppressed	0
Confirmed	10-19	Other	Unknown	Suppressed	0
Confirmed	20-29	Other	Unknown	0	0
Confirmed	30-39	Other	Unknown	Suppressed	0
Confirmed	40-49	Other	Unknown	Suppressed	0
Confirmed	50-59	Other	Unknown	Suppressed	0
Confirmed	60-69	Other	Unknown	Suppressed	0
Confirmed	70-79	Other	Unknown	0	0
Confirmed	80+	Other	Unknown	0	0
Confirmed	Unknown	Other	Unknown	Suppressed	0
Confirmed	0-9	Unknown	Unknown	6	0
Confirmed	10-19	Unknown	Unknown	7	0
Confirmed	20-29	Unknown	Unknown	41	0
Confirmed	30-39	Unknown	Unknown	26	0
Confirmed	40-49	Unknown	Unknown	36	0
Confirmed	50-59	Unknown	Unknown	25	0
Confirmed	60-69	Unknown	Unknown	10	0

Confirmed	70-79	Unknown	Unknown	Suppressed	0
Confirmed	80+	Unknown	Unknown	10	0
Confirmed	Unknown	Unknown	Unknown	Suppressed	0
Confirmed	0-9	White	Unknown	0	0
Confirmed	10-19	White	Unknown	Suppressed	0
Confirmed	20-29	White	Unknown	9	0
Confirmed	30-39	White	Unknown	6	0
Confirmed	40-49	White	Unknown	Suppressed	0
Confirmed	50-59	White	Unknown	Suppressed	0
Confirmed	60-69	White	Unknown	Suppressed	0
Confirmed	70-79	White	Unknown	Suppressed	0
Confirmed	80+	White	Unknown	Suppressed	0
Confirmed	Unknown	White	Unknown	0	0
Probable	0-9	American Indian/Alaska Native	Female	Suppressed	0
Probable	10-19	American Indian/Alaska Native	Female	0	0
Probable	20-29	American Indian/Alaska Native	Female	Suppressed	0
Probable	30-39	American Indian/Alaska Native	Female	Suppressed	0
Probable	40-49	American Indian/Alaska Native	Female	Suppressed	0
Probable	50-59	American Indian/Alaska Native	Female	Suppressed	0
Probable	60-69	American Indian/Alaska Native	Female	Suppressed	0
Probable	70-79	American Indian/Alaska Native	Female	Suppressed	0
Probable	80+	American Indian/Alaska Native	Female	0	0
Probable	Unknown	American Indian/Alaska Native	Female	0	0
Probable	0-9	Asian/Pacific Islander	Female	9	0
Probable	10-19	Asian/Pacific Islander	Female	7	0
Probable	20-29	Asian/Pacific Islander	Female	20	0
Probable	30-39	Asian/Pacific Islander	Female	16	0
Probable	40-49	Asian/Pacific Islander	Female	6	0
Probable	50-59	Asian/Pacific Islander	Female	11	0
Probable	60-69	Asian/Pacific Islander	Female	Suppressed	0
Probable	70-79	Asian/Pacific Islander	Female	Suppressed	0
Probable	80+	Asian/Pacific Islander	Female	0	0
Probable	Unknown	Asian/Pacific Islander	Female	Suppressed	0
Probable	0-9	Black/African American	Female	20	0
Probable	10-19	Black/African American	Female	38	0
Probable	20-29	Black/African American	Female	110	0
Probable	30-39	Black/African American	Female	88	0
Probable	40-49	Black/African American	Female	121	Suppressed
Probable	50-59	Black/African American	Female	128	6
Probable	60-69	Black/African American	Female	108	11
Probable	70-79	Black/African American	Female	44	10
Probable	80+	Black/African American	Female	30	20
Probable	Unknown	Black/African American	Female	Suppressed	0
Probable	0-9	Multiple Races	Female	14	0
Probable	10-19	Multiple Races	Female	21	0
Probable	20-29	Multiple Races	Female	41	0
Probable	30-39	Multiple Races	Female	19	0
Probable	40-49	Multiple Races	Female	50	0
Probable	50-59	Multiple Races	Female	53	0
Probable	60-69	Multiple Races	Female	37	0

Probable	70-79	Multiple Races	Female	12	0
Probable	80+	Multiple Races	Female	Suppressed	Suppressed
Probable	Unknown	Multiple Races	Female	Suppressed	0
Probable	0-9	Other	Female	19	0
Probable	10-19	Other	Female	30	0
Probable	20-29	Other	Female	33	0
Probable	30-39	Other	Female	39	0
Probable	40-49	Other	Female	29	0
Probable	50-59	Other	Female	24	Suppressed
Probable	60-69	Other	Female	14	Suppressed
Probable	70-79	Other	Female	8	0
Probable	80+	Other	Female	Suppressed	0
Probable	Unknown	Other	Female	Suppressed	0
Probable	0-9	Unknown	Female	37	0
Probable	10-19	Unknown	Female	151	0
Probable	20-29	Unknown	Female	347	0
Probable	30-39	Unknown	Female	293	0
Probable	40-49	Unknown	Female	388	0
Probable	50-59	Unknown	Female	401	0
Probable	60-69	Unknown	Female	329	Suppressed
Probable	70-79	Unknown	Female	136	0
Probable	80+	Unknown	Female	68	Suppressed
Probable	Unknown	Unknown	Female	29	0
Probable	0-9	White	Female	113	0
Probable	10-19	White	Female	208	0
Probable	20-29	White	Female	346	0
Probable	30-39	White	Female	280	0
Probable	40-49	White	Female	337	Suppressed
Probable	50-59	White	Female	372	Suppressed
Probable	60-69	White	Female	240	15
Probable	70-79	White	Female	126	16
Probable	80+	White	Female	91	41
Probable	Unknown	White	Female	34	0
Probable	0-9	American Indian/Alaska Native	Male	0	0
Probable	10-19	American Indian/Alaska Native	Male	Suppressed	0
Probable	20-29	American Indian/Alaska Native	Male	Suppressed	0
Probable	30-39	American Indian/Alaska Native	Male	0	0
Probable	40-49	American Indian/Alaska Native	Male	Suppressed	0
Probable	50-59	American Indian/Alaska Native	Male	Suppressed	0
Probable	60-69	American Indian/Alaska Native	Male	Suppressed	0
Probable	70-79	American Indian/Alaska Native	Male	0	0
Probable	80+	American Indian/Alaska Native	Male	Suppressed	Suppressed
Probable	Unknown	American Indian/Alaska Native	Male	0	0
Probable	0-9	Asian/Pacific Islander	Male	11	0
Probable	10-19	Asian/Pacific Islander	Male	Suppressed	0
Probable	20-29	Asian/Pacific Islander	Male	13	0
Probable	30-39	Asian/Pacific Islander	Male	17	0
Probable	40-49	Asian/Pacific Islander	Male	Suppressed	0
Probable	50-59	Asian/Pacific Islander	Male	7	0
Probable	60-69	Asian/Pacific Islander	Male	Suppressed	0

Probable	70-79	Asian/Pacific Islander	Male	Suppressed	0
Probable	80+	Asian/Pacific Islander	Male	0	0
Probable	Unknown	Asian/Pacific Islander	Male	0	0
Probable	0-9	Black/African American	Male	31	0
Probable	10-19	Black/African American	Male	28	0
Probable	20-29	Black/African American	Male	54	0
Probable	30-39	Black/African American	Male	51	0
Probable	40-49	Black/African American	Male	52	7
Probable	50-59	Black/African American	Male	82	6
Probable	60-69	Black/African American	Male	76	15
Probable	70-79	Black/African American	Male	43	23
Probable	80+	Black/African American	Male	17	13
Probable	Unknown	Black/African American	Male	Suppressed	0
Probable	0-9	Multiple Races	Male	15	0
Probable	10-19	Multiple Races	Male	20	0
Probable	20-29	Multiple Races	Male	31	0
Probable	30-39	Multiple Races	Male	33	0
Probable	40-49	Multiple Races	Male	41	0
Probable	50-59	Multiple Races	Male	30	0
Probable	60-69	Multiple Races	Male	20	0
Probable	70-79	Multiple Races	Male	11	0
Probable	80+	Multiple Races	Male	Suppressed	Suppressed
Probable	Unknown	Multiple Races	Male	8	0
Probable	0-9	Other	Male	18	0
Probable	10-19	Other	Male	32	0
Probable	20-29	Other	Male	39	0
Probable	30-39	Other	Male	27	0
Probable	40-49	Other	Male	21	0
Probable	50-59	Other	Male	18	0
Probable	60-69	Other	Male	16	Suppressed
Probable	70-79	Other	Male	6	Suppressed
Probable	80+	Other	Male	Suppressed	0
Probable	Unknown	Other	Male	Suppressed	0
Probable	0-9	Unknown	Male	36	0
Probable	10-19	Unknown	Male	154	0
Probable	20-29	Unknown	Male	277	0
Probable	30-39	Unknown	Male	282	Suppressed
Probable	40-49	Unknown	Male	269	Suppressed
Probable	50-59	Unknown	Male	300	0
Probable	60-69	Unknown	Male	218	Suppressed
Probable	70-79	Unknown	Male	88	Suppressed
Probable	80+	Unknown	Male	39	Suppressed
Probable	Unknown	Unknown	Male	22	0
Probable	0-9	White	Male	135	0
Probable	10-19	White	Male	209	0
Probable	20-29	White	Male	270	Suppressed
Probable	30-39	White	Male	225	Suppressed
Probable	40-49	White	Male	219	Suppressed
Probable	50-59	White	Male	281	Suppressed
Probable	60-69	White	Male	201	12

Probable	70-79	White	Male	83	10
Probable	80+	White	Male	60	23
Probable	Unknown	White	Male	13	0
Probable	0-9	American Indian/Alaska Native	Unknown	0	0
Probable	10-19	American Indian/Alaska Native	Unknown	0	0
Probable	20-29	American Indian/Alaska Native	Unknown	Suppressed	0
Probable	30-39	American Indian/Alaska Native	Unknown	0	0
Probable	40-49	American Indian/Alaska Native	Unknown	0	0
Probable	50-59	American Indian/Alaska Native	Unknown	0	0
Probable	60-69	American Indian/Alaska Native	Unknown	0	0
Probable	70-79	American Indian/Alaska Native	Unknown	0	0
Probable	80+	American Indian/Alaska Native	Unknown	0	0
Probable	Unknown	American Indian/Alaska Native	Unknown	0	0
Probable	0-9	Asian/Pacific Islander	Unknown	0	0
Probable	10-19	Asian/Pacific Islander	Unknown	0	0
Probable	20-29	Asian/Pacific Islander	Unknown	0	0
Probable	30-39	Asian/Pacific Islander	Unknown	0	0
Probable	40-49	Asian/Pacific Islander	Unknown	0	0
Probable	50-59	Asian/Pacific Islander	Unknown	0	0
Probable	60-69	Asian/Pacific Islander	Unknown	0	0
Probable	70-79	Asian/Pacific Islander	Unknown	0	0
Probable	80+	Asian/Pacific Islander	Unknown	0	0
Probable	Unknown	Asian/Pacific Islander	Unknown	0	0
Probable	0-9	Black/African American	Unknown	0	0
Probable	10-19	Black/African American	Unknown	0	0
Probable	20-29	Black/African American	Unknown	0	0
Probable	30-39	Black/African American	Unknown	0	0
Probable	40-49	Black/African American	Unknown	0	0
Probable	50-59	Black/African American	Unknown	0	0
Probable	60-69	Black/African American	Unknown	Suppressed	0
Probable	70-79	Black/African American	Unknown	0	0
Probable	80+	Black/African American	Unknown	0	0
Probable	Unknown	Black/African American	Unknown	Suppressed	0
Probable	0-9	Multiple Races	Unknown	0	0
Probable	10-19	Multiple Races	Unknown	0	0
Probable	20-29	Multiple Races	Unknown	Suppressed	0
Probable	30-39	Multiple Races	Unknown	Suppressed	0
Probable	40-49	Multiple Races	Unknown	Suppressed	0
Probable	50-59	Multiple Races	Unknown	Suppressed	0
Probable	60-69	Multiple Races	Unknown	Suppressed	0
Probable	70-79	Multiple Races	Unknown	0	0
Probable	80+	Multiple Races	Unknown	0	0
Probable	Unknown	Multiple Races	Unknown	0	0
Probable	0-9	Other	Unknown	0	0
Probable	10-19	Other	Unknown	0	0
Probable	20-29	Other	Unknown	0	0
Probable	30-39	Other	Unknown	0	0
Probable	40-49	Other	Unknown	0	0
Probable	50-59	Other	Unknown	0	0
Probable	60-69	Other	Unknown	0	0

Probable	70-79	Other	Unknown	0	0
Probable	80+	Other	Unknown	0	0
Probable	Unknown	Other	Unknown	0	0
Probable	0-9	Unknown	Unknown	7	0
Probable	10-19	Unknown	Unknown	12	0
Probable	20-29	Unknown	Unknown	14	0
Probable	30-39	Unknown	Unknown	16	0
Probable	40-49	Unknown	Unknown	13	0
Probable	50-59	Unknown	Unknown	13	0
Probable	60-69	Unknown	Unknown	11	0
Probable	70-79	Unknown	Unknown	Suppressed	0
Probable	80+	Unknown	Unknown	Suppressed	0
Probable	Unknown	Unknown	Unknown	221	0
Probable	0-9	White	Unknown	Suppressed	0
Probable	10-19	White	Unknown	0	0
Probable	20-29	White	Unknown	Suppressed	0
Probable	30-39	White	Unknown	Suppressed	0
Probable	40-49	White	Unknown	Suppressed	0
Probable	50-59	White	Unknown	Suppressed	0
Probable	60-69	White	Unknown	0	0
Probable	70-79	White	Unknown	0	0
Probable	80+	White	Unknown	0	0
Probable	Unknown	White	Unknown	7	0

PUBLIC USE DATASETS

COVID-19 Tests by County

README

Data includes tests by type (diagnostic, serology or total combined) by county.

Diagnostic tests are used to find current infection and look for genes or proteins from the severe acute respiratory syndrome coronavirus 2 (SARS-CoV-2), the virus that causes COVID-19. These tests, which are performed as nasal swabs, include: Nucleic acid amplification test/real-time polymerase chain reaction (NAAT/RT-PCR) test and rapid virus antigen detection point of care (POC) tests.

Serology tests are used to look for the possibility of previous infection. Serology tests look for antibodies to SARS-CoV-2 in the blood. There are currently two types of serology tests: the enzyme-linked immunosorbent assay (ELISA) test and the rapid antibody detection POC test. Serology tests do not diagnose disease and do not guarantee immunity, but might provide information about previous infection.

Correctional includes state and federal prisons and county and city detection facilities. Testing data represents total tests performed, not individuals tested. A single individual may have more than one test completed.

COVID-19 TESTS BY COUNTY 2020-08-25

Updated	COUNTY	TestType	Count	RatePerMillion
2020/08/25 15:13:17	Alcona	Diagnostic	1530	147045
2020/08/25 15:13:17	Alcona	Serology	40	3844
2020/08/25 15:13:17	Alcona	Total	1570	150889
2020/08/25 15:13:17	Alger	Serology	63	6917
2020/08/25 15:13:17	Alger	Diagnostic	823	90360
2020/08/25 15:13:17	Alger	Total	886	97277
2020/08/25 15:13:17	Allegan	Diagnostic	23658	200354
2020/08/25 15:13:17	Allegan	Serology	697	5903
2020/08/25 15:13:17	Allegan	Total	24355	206257
2020/08/25 15:13:17	Alpena	Serology	121	4260
2020/08/25 15:13:17	Alpena	Diagnostic	1913	67347
2020/08/25 15:13:17	Alpena	Total	2034	71607
2020/08/25 15:13:17	Antrim	Diagnostic	3751	160821
2020/08/25 15:13:17	Antrim	Serology	77	3301
2020/08/25 15:13:17	Antrim	Total	3828	164123
2020/08/25 15:13:17	Arenac	Diagnostic	2862	192300
2020/08/25 15:13:17	Arenac	Serology	113	7593
2020/08/25 15:13:17	Arenac	Total	2975	199892
2020/08/25 15:13:17	Baraga	Diagnostic	1532	186624
2020/08/25 15:13:17	Baraga	Serology	37	4507
2020/08/25 15:13:17	Baraga	Total	1569	191132
2020/08/25 15:13:17	Barry	Diagnostic	11879	192998
2020/08/25 15:13:17	Barry	Serology	497	8075
2020/08/25 15:13:17	Barry	Total	12376	201072
2020/08/25 15:13:17	Bay	Diagnostic	25342	245738
2020/08/25 15:13:17	Bay	Serology	1165	11297
2020/08/25 15:13:17	Bay	Total	26507	257035
2020/08/25 15:13:17	Benzie	Diagnostic	2986	168074
2020/08/25 15:13:17	Benzie	Serology	43	2420
2020/08/25 15:13:17	Benzie	Total	3029	170494
2020/08/25 15:13:17	Berrien	Serology	1668	10873
2020/08/25 15:13:17	Berrien	Diagnostic	48671	317280
2020/08/25 15:13:17	Berrien	Total	50339	328153
2020/08/25 15:13:17	Branch	Diagnostic	5916	135947
2020/08/25 15:13:17	Branch	Serology	137	3148
2020/08/25 15:13:17	Branch	Total	6053	139095
2020/08/25 15:13:17	Calhoun	Diagnostic	36094	269039
2020/08/25 15:13:17	Calhoun	Serology	658	4905
2020/08/25 15:13:17	Calhoun	Total	36752	273944
2020/08/25 15:13:17	Cass	Serology	209	4036
2020/08/25 15:13:17	Cass	Diagnostic	7397	142835
2020/08/25 15:13:17	Cass	Total	7606	146871
2020/08/25 15:13:17	Charlevoix	Diagnostic	4704	179933
2020/08/25 15:13:17	Charlevoix	Serology	315	12049
2020/08/25 15:13:17	Charlevoix	Total	5019	191983
2020/08/25 15:13:17	Cheboygan	Diagnostic	2447	96811
2020/08/25 15:13:17	Cheboygan	Serology	173	6844

2020/08/25 15:13:17	Cheboygan	Total	2620	103656
2020/08/25 15:13:17	Chippewa	Diagnostic	3797	101663
2020/08/25 15:13:17	Chippewa	Serology	84	2249
2020/08/25 15:13:17	Chippewa	Total	3881	103912
2020/08/25 15:13:17	Clare	Diagnostic	3675	118740
2020/08/25 15:13:17	Clare	Serology	208	6721
2020/08/25 15:13:17	Clare	Total	3883	125460
2020/08/25 15:13:17	Clinton	Serology	2351	29537
2020/08/25 15:13:17	Clinton	Diagnostic	13218	166066
2020/08/25 15:13:17	Clinton	Total	15569	195603
2020/08/25 15:13:17	Correctional	Diagnostic	67442	
2020/08/25 15:13:17	Correctional	Serology	10316	
2020/08/25 15:13:17	Correctional	Total	77758	
2020/08/25 15:13:17	Crawford	Diagnostic	2112	150545
2020/08/25 15:13:17	Crawford	Serology	49	3493
2020/08/25 15:13:17	Crawford	Total	2161	154038
2020/08/25 15:13:17	Delta	Serology	212	5924
2020/08/25 15:13:17	Delta	Diagnostic	6904	192935
2020/08/25 15:13:17	Delta	Total	7116	198860
2020/08/25 15:13:17	Detroit City	Serology	12491	19223
2020/08/25 15:13:17	Detroit City	Diagnostic	215053	330951
2020/08/25 15:13:17	Detroit City	Total	227544	350173
2020/08/25 15:13:17	Dickinson	Diagnostic	3025	119854
2020/08/25 15:13:17	Dickinson	Serology	67	2655
2020/08/25 15:13:17	Dickinson	Total	3092	122509
2020/08/25 15:13:17	Eaton	Serology	3553	32221
2020/08/25 15:13:17	Eaton	Diagnostic	28566	259060
2020/08/25 15:13:17	Eaton	Total	32119	291281
2020/08/25 15:13:17	Emmet	Diagnostic	5921	177196
2020/08/25 15:13:17	Emmet	Serology	745	22295
2020/08/25 15:13:17	Emmet	Total	6666	199491
2020/08/25 15:13:17	Genesee	Diagnostic	70814	174499
2020/08/25 15:13:17	Genesee	Serology	9756	24041
2020/08/25 15:13:17	Genesee	Total	80570	198540
2020/08/25 15:13:17	Gladwin	Diagnostic	4011	157609
2020/08/25 15:13:17	Gladwin	Serology	127	4990
2020/08/25 15:13:17	Gladwin	Total	4138	162600
2020/08/25 15:13:17	Gogebic	Diagnostic	4940	353488
2020/08/25 15:13:17	Gogebic	Serology	37	2648
2020/08/25 15:13:17	Gogebic	Total	4977	356136
2020/08/25 15:13:17	Grand Traverse	Diagnostic	16816	180646
2020/08/25 15:13:17	Grand Traverse	Serology	382	4104
2020/08/25 15:13:17	Grand Traverse	Total	17198	184750
2020/08/25 15:13:17	Gratiot	Diagnostic	11251	276363
2020/08/25 15:13:17	Gratiot	Serology	330	8106
2020/08/25 15:13:17	Gratiot	Total	11581	284469
2020/08/25 15:13:17	Hillsdale	Diagnostic	8020	175858
2020/08/25 15:13:17	Hillsdale	Serology	246	5394
2020/08/25 15:13:17	Hillsdale	Total	8266	181252
2020/08/25 15:13:17	Houghton	Diagnostic	6036	169151

2020/08/25 15:13:17	Houghton	Serology	96	2690
2020/08/25 15:13:17	Houghton	Total	6132	171842
2020/08/25 15:13:17	Huron	Diagnostic	6851	221136
2020/08/25 15:13:17	Huron	Serology	242	7811
2020/08/25 15:13:17	Huron	Total	7093	228947
2020/08/25 15:13:17	Ingham	Serology	11990	41005
2020/08/25 15:13:17	Ingham	Diagnostic	78931	269936
2020/08/25 15:13:17	Ingham	Total	90921	310941
2020/08/25 15:13:17	Ionia	Serology	911	14081
2020/08/25 15:13:17	Ionia	Diagnostic	14378	222236
2020/08/25 15:13:17	Ionia	Total	15289	236317
2020/08/25 15:13:17	Iosco	Diagnostic	5188	206471
2020/08/25 15:13:17	Iosco	Serology	122	4855
2020/08/25 15:13:17	Iosco	Total	5310	211326
2020/08/25 15:13:17	Iron	Diagnostic	3966	358395
2020/08/25 15:13:17	Iron	Serology	16	1446
2020/08/25 15:13:17	Iron	Total	3982	359841
2020/08/25 15:13:17	Isabella	Diagnostic	8487	121465
2020/08/25 15:13:17	Isabella	Serology	434	6211
2020/08/25 15:13:17	Isabella	Total	8921	127676
2020/08/25 15:13:17	Jackson	Serology	1252	7899
2020/08/25 15:13:17	Jackson	Diagnostic	43364	273573
2020/08/25 15:13:17	Jackson	Total	44616	281471
2020/08/25 15:13:17	Kalamazoo	Diagnostic	57450	216738
2020/08/25 15:13:17	Kalamazoo	Serology	2228	8405
2020/08/25 15:13:17	Kalamazoo	Total	59678	225144
2020/08/25 15:13:17	Kalkaska	Diagnostic	4092	226854
2020/08/25 15:13:17	Kalkaska	Serology	34	1885
2020/08/25 15:13:17	Kalkaska	Total	4126	228739
2020/08/25 15:13:17	Kent	Diagnostic	182131	277235
2020/08/25 15:13:17	Kent	Serology	11505	17513
2020/08/25 15:13:17	Kent	Total	193636	294748
2020/08/25 15:13:17	Keweenaw	Diagnostic	377	178166
2020/08/25 15:13:17	Keweenaw	Serology	14	6616
2020/08/25 15:13:17	Keweenaw	Total	391	184783
2020/08/25 15:13:17	Lake	Diagnostic	2656	224078
2020/08/25 15:13:17	Lake	Serology	89	7509
2020/08/25 15:13:17	Lake	Total	2745	231587
2020/08/25 15:13:17	Lapeer	Diagnostic	12555	143310
2020/08/25 15:13:17	Lapeer	Serology	1465	16722
2020/08/25 15:13:17	Lapeer	Total	14020	160033
2020/08/25 15:13:17	Leelanau	Diagnostic	2759	126786
2020/08/25 15:13:17	Leelanau	Serology	85	3906
2020/08/25 15:13:17	Leelanau	Total	2844	130693
2020/08/25 15:13:17	Lenawee	Diagnostic	16789	170532
2020/08/25 15:13:17	Lenawee	Serology	672	6826
2020/08/25 15:13:17	Lenawee	Total	17461	177357
2020/08/25 15:13:17	Livingston	Diagnostic	39816	207380
2020/08/25 15:13:17	Livingston	Serology	4032	21001
2020/08/25 15:13:17	Livingston	Total	43848	228381

2020/08/25 15:13:17	Luce	Diagnostic	504	80912
2020/08/25 15:13:17	Luce	Serology	15	2408
2020/08/25 15:13:17	Luce	Total	519	83320
2020/08/25 15:13:17	Mackinac	Diagnostic	1313	121585
2020/08/25 15:13:17	Mackinac	Serology	41	3797
2020/08/25 15:13:17	Mackinac	Total	1354	125382
2020/08/25 15:13:17	Macomb	Diagnostic	180081	206049
2020/08/25 15:13:17	Macomb	Serology	25682	29385
2020/08/25 15:13:17	Macomb	Total	205763	235434
2020/08/25 15:13:17	Manistee	Diagnostic	3262	132828
2020/08/25 15:13:17	Manistee	Serology	110	4479
2020/08/25 15:13:17	Manistee	Total	3372	137308
2020/08/25 15:13:17	Marquette	Diagnostic	24406	365913
2020/08/25 15:13:17	Marquette	Serology	867	12999
2020/08/25 15:13:17	Marquette	Total	25273	378911
2020/08/25 15:13:17	Mason	Diagnostic	7653	262593
2020/08/25 15:13:17	Mason	Serology	235	8063
2020/08/25 15:13:17	Mason	Total	7888	270656
2020/08/25 15:13:17	Mecosta	Diagnostic	8095	186293
2020/08/25 15:13:17	Mecosta	Serology	279	6421
2020/08/25 15:13:17	Mecosta	Total	8374	192714
2020/08/25 15:13:17	Menominee	Diagnostic	3009	132090
2020/08/25 15:13:17	Menominee	Serology	38	1668
2020/08/25 15:13:17	Menominee	Total	3047	133758
2020/08/25 15:13:17	Midland	Serology	746	8971
2020/08/25 15:13:17	Midland	Diagnostic	10319	124092
2020/08/25 15:13:17	Midland	Total	11065	133063
2020/08/25 15:13:17	Missaukee	Diagnostic	2178	144067
2020/08/25 15:13:17	Missaukee	Serology	64	4233
2020/08/25 15:13:17	Missaukee	Total	2242	148300
2020/08/25 15:13:17	Monroe	Diagnostic	25711	170837
2020/08/25 15:13:17	Monroe	Serology	2363	15701
2020/08/25 15:13:17	Monroe	Total	28074	186538
2020/08/25 15:13:17	Montcalm	Diagnostic	15109	236492
2020/08/25 15:13:17	Montcalm	Serology	698	10925
2020/08/25 15:13:17	Montcalm	Total	15807	247417
2020/08/25 15:13:17	Montmorency	Serology	78	8362
2020/08/25 15:13:17	Montmorency	Diagnostic	999	107097
2020/08/25 15:13:17	Montmorency	Total	1077	115459
2020/08/25 15:13:17	Muskegon	Diagnostic	49755	286663
2020/08/25 15:13:17	Muskegon	Serology	1025	5906
2020/08/25 15:13:17	Muskegon	Total	50780	292569
2020/08/25 15:13:17	Newaygo	Serology	431	8800
2020/08/25 15:13:17	Newaygo	Diagnostic	10695	218354
2020/08/25 15:13:17	Newaygo	Total	11126	227154
2020/08/25 15:13:17	Oakland	Serology	56133	44636
2020/08/25 15:13:17	Oakland	Diagnostic	274716	218447
2020/08/25 15:13:17	Oakland	Total	330849	263083
2020/08/25 15:13:17	Oceana	Diagnostic	8990	339668
2020/08/25 15:13:17	Oceana	Serology	224	8463

2020/08/25 15:13:17	Oceana	Total	9214	348132
2020/08/25 15:13:17	Ogemaw	Diagnostic	3008	143259
2020/08/25 15:13:17	Ogemaw	Serology	84	4001
2020/08/25 15:13:17	Ogemaw	Total	3092	147259
2020/08/25 15:13:17	Ontonagon	Diagnostic	1722	301049
2020/08/25 15:13:17	Ontonagon	Serology	12	2098
2020/08/25 15:13:17	Ontonagon	Total	1734	303147
2020/08/25 15:13:17	Osceola	Diagnostic	6002	255840
2020/08/25 15:13:17	Osceola	Serology	136	5797
2020/08/25 15:13:17	Osceola	Total	6138	261637
2020/08/25 15:13:17	Oscoda	Diagnostic	897	108846
2020/08/25 15:13:17	Oscoda	Serology	16	1942
2020/08/25 15:13:17	Oscoda	Total	913	110788
2020/08/25 15:13:17	Otsego	Serology	228	9243
2020/08/25 15:13:17	Otsego	Diagnostic	2739	111035
2020/08/25 15:13:17	Otsego	Total	2967	120277
2020/08/25 15:13:17	Ottawa	Diagnostic	71889	246339
2020/08/25 15:13:17	Ottawa	Serology	3491	11962
2020/08/25 15:13:17	Ottawa	Total	75380	258301
2020/08/25 15:13:17	Presque Isle	Diagnostic	1230	97681
2020/08/25 15:13:17	Presque Isle	Serology	107	8497
2020/08/25 15:13:17	Presque Isle	Total	1337	106179
2020/08/25 15:13:17	Roscommon	Serology	238	9909
2020/08/25 15:13:17	Roscommon	Diagnostic	3936	163870
2020/08/25 15:13:17	Roscommon	Total	4174	173779
2020/08/25 15:13:17	Saginaw	Serology	1144	6004
2020/08/25 15:13:17	Saginaw	Diagnostic	56138	294627
2020/08/25 15:13:17	Saginaw	Total	57282	300631
2020/08/25 15:13:17	Sanilac	Diagnostic	8447	205174
2020/08/25 15:13:17	Sanilac	Serology	423	10274
2020/08/25 15:13:17	Sanilac	Total	8870	215448
2020/08/25 15:13:17	Schoolcraft	Diagnostic	720	88955
2020/08/25 15:13:17	Schoolcraft	Serology	34	4201
2020/08/25 15:13:17	Schoolcraft	Total	754	93155
2020/08/25 15:13:17	Shiawassee	Diagnostic	12506	183582
2020/08/25 15:13:17	Shiawassee	Serology	1320	19377
2020/08/25 15:13:17	Shiawassee	Total	13826	202959
2020/08/25 15:13:17	St Clair	Diagnostic	24385	153241
2020/08/25 15:13:17	St Clair	Serology	3685	23157
2020/08/25 15:13:17	St Clair	Total	28070	176399
2020/08/25 15:13:17	St Joseph	Diagnostic	13175	216111
2020/08/25 15:13:17	St Joseph	Serology	525	8612
2020/08/25 15:13:17	St Joseph	Total	13700	224723
2020/08/25 15:13:17	Tuscola	Serology	477	9130
2020/08/25 15:13:17	Tuscola	Diagnostic	14310	273902
2020/08/25 15:13:17	Tuscola	Total	14787	283032
2020/08/25 15:13:17	Unknown	Serology	19607	
2020/08/25 15:13:17	Unknown	Diagnostic	208005	
2020/08/25 15:13:17	Unknown	Total	227612	
2020/08/25 15:13:17	Van Buren	Diagnostic	19685	260119

2020/08/25 15:13:17	Van Buren	Serology	453	5986
2020/08/25 15:13:17	Van Buren	Total	20138	266105
2020/08/25 15:13:17	Washtenaw	Serology	8763	23838
2020/08/25 15:13:17	Washtenaw	Diagnostic	99244	269978
2020/08/25 15:13:17	Washtenaw	Total	108007	293816
2020/08/25 15:13:17	Wayne	Serology	37014	33533
2020/08/25 15:13:17	Wayne	Diagnostic	295973	268137
2020/08/25 15:13:17	Wayne	Total	332987	301670
2020/08/25 15:13:17	Wexford	Diagnostic	6022	179061
2020/08/25 15:13:17	Wexford	Serology	116	3449
2020/08/25 15:13:17	Wexford	Total	6138	182510

PUBLIC USE DATASETS

Diagnostic Tests by Result and County

README

Data include diagnostic tests for COVID-19 by date and county.

Diagnostic tests are used to find current infection and look for genes or proteins from the severe acute respiratory syndrome coronavirus 2 (SARS-CoV-2), the virus that causes COVID-19. These tests, which are performed as nasal swabs, include: Nucleic acid amplification test/real-time polymerase chain reaction (NAAT/RT-PCR) test and rapid virus antigen detection point of care (POC) tests.

Correctional includes state and federal prisons and county and city detention facilities. Testing data represents total tests performed, not individuals tested. A single individual may have more than one test completed.

The total number of positive tests may exceed the number of confirmed cases due to 1) a single individual may have more than one test performed; 2) MDHHS may receive data on positive tests in advance of a local health department classifying an individual as a confirmed or probable case, and 3) although efforts have been made to deduplicate testing data, some duplication may occur.

DIAGNOSTIC TEST BY RESULT AND COUNTY 2020-08-25

MessageDate	COUNTY	Negative	Positive	Total
8/24/2020	Alcona	5	1	6
8/24/2020	Alger	1	0	1
8/24/2020	Allegan	225	1	226
8/24/2020	Alpena	10	0	10
8/24/2020	Antrim	34	0	34
8/24/2020	Arenac	14	0	14
8/24/2020	Baraga	80	0	80
8/24/2020	Barry	112	0	112
8/24/2020	Bay	105	5	110
8/24/2020	Benzie	34	1	35
8/24/2020	Berrien	352	8	360
8/24/2020	Branch	41	0	41
8/24/2020	Calhoun	1238	7	1245
8/24/2020	Cass	64	3	67
8/24/2020	Charlevoix	35	3	38
8/24/2020	Cheboygan	45	0	45
8/24/2020	Chippewa	8	0	8
8/24/2020	Clare	53	3	56
8/24/2020	Clinton	115	2	117
8/24/2020	Correctional	638	202	840
8/24/2020	Crawford	21	0	21
8/24/2020	Delta	21	1	22
8/24/2020	Detroit City	1517	29	1546
8/24/2020	Dickinson	11	0	11
8/24/2020	Eaton	208	4	212
8/24/2020	Emmet	200	3	203
8/24/2020	Genesee	557	24	581
8/24/2020	Gladwin	13	0	13
8/24/2020	Gogebic	3	0	3
8/24/2020	Grand Traverse	106	6	112
8/24/2020	Gratiot	86	6	92
8/24/2020	Hillsdale	26	3	29
8/24/2020	Houghton	12	0	12
8/24/2020	Huron	27	0	27
8/24/2020	Ingham	497	7	504
8/24/2020	Ionia	106	4	110
8/24/2020	Iosco	45	3	48
8/24/2020	Iron	5	0	5
8/24/2020	Isabella	214	5	219
8/24/2020	Jackson	356	3	359
8/24/2020	Kalamazoo	359	7	366
8/24/2020	Kalkaska	105	0	105
8/24/2020	Kent	1663	44	1707
8/24/2020	Keweenaw	1	0	1
8/24/2020	Lake	25	0	25
8/24/2020	Lapeer	89	8	97
8/24/2020	Leelanau	16	0	16

8/24/2020	Lenawee	133	10	143
8/24/2020	Livingston	606	13	619
8/24/2020	Luce	1	0	1
8/24/2020	Mackinac	5	0	5
8/24/2020	Macomb	1279	88	1367
8/24/2020	Manistee	20	0	20
8/24/2020	Marquette	112	1	113
8/24/2020	Mason	55	0	55
8/24/2020	Mecosta	102	1	103
8/24/2020	Menominee	42	6	48
8/24/2020	Midland	45	5	50
8/24/2020	Missaukee	13	0	13
8/24/2020	Monroe	403	22	425
8/24/2020	Montcalm	154	3	157
8/24/2020	Montmorency	4	0	4
8/24/2020	Muskegon	232	3	235
8/24/2020	Newaygo	79	0	79
8/24/2020	Oakland	2281	121	2402
8/24/2020	Oceana	45	0	45
8/24/2020	Ogemaw	10	0	10
8/24/2020	Ontonagon	9	0	9
8/24/2020	Osceola	64	0	64
8/24/2020	Oscoda	6	0	6
8/24/2020	Otsego	13	1	14
8/24/2020	Ottawa	583	5	588
8/24/2020	Presque Isle	19	0	19
8/24/2020	Roscommon	43	2	45
8/24/2020	Saginaw	507	28	535
8/24/2020	Sanilac	67	2	69
8/24/2020	Schoolcraft	3	0	3
8/24/2020	Shiawassee	83	15	98
8/24/2020	St Clair	173	6	179
8/24/2020	St Joseph	65	1	66
8/24/2020	Tuscola	67	7	74
8/24/2020	Unknown	1090	18	1108
8/24/2020	Van Buren	92	1	93
8/24/2020	Washtenaw	1456	30	1486
8/24/2020	Wayne	2597	130	2727
8/24/2020	Wexford	46	1	47