



Western Michigan University
ScholarWorks at WMU

Cumulative Michigan COVID-19 Data

Michigan COVID-19 State Data

8-26-2020

2020-08-26_MichiganOverview_COVIDstats

Michigan Department of Health & Human Services

Follow this and additional works at: <https://scholarworks.wmich.edu/michigan-covid-data-state-cumulative>



Part of the Public Health Commons

WMU ScholarWorks Citation

Michigan Department of Health & Human Services, "2020-08-26_MichiganOverview_COVIDstats" (2020).
Cumulative Michigan COVID-19 Data. 150.

<https://scholarworks.wmich.edu/michigan-covid-data-state-cumulative/150>

This Website is brought to you for free and open access
by the Michigan COVID-19 State Data at ScholarWorks at
WMU. It has been accepted for inclusion in Cumulative
Michigan COVID-19 Data by an authorized administrator
of ScholarWorks at WMU. For more information, please
contact wmu-scholarworks@wmich.edu.



Coronavirus

CORONAVIRUS / MICHIGAN DATA

Michigan Data



DATA ABOUT PLACES

LONG TERM CARE FACILITIES

CORONAVIRUS SYMPTOMS

CUMULATIVE RECOVERED



OUTBREAK REPORTING



CURRENT STATUS	DAILY CASES	CUMULATIVE TRENDS	DEMOGRAPHICS	TOTAL TESTING	DIAGNOSTIC TESTING	LEARN MORE
----------------	-------------	-------------------	--------------	---------------	--------------------	------------

[View Cases](#)

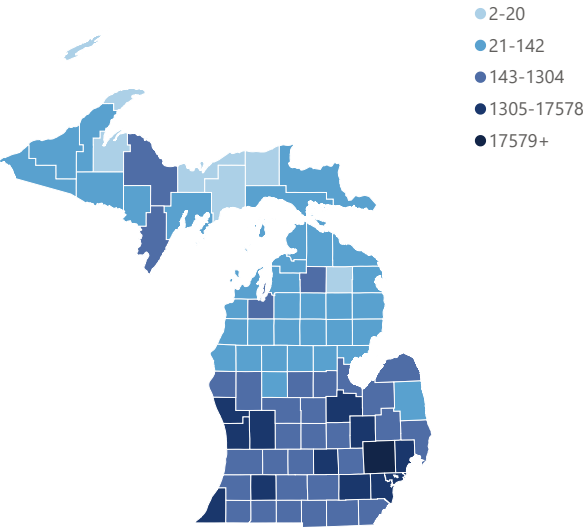
[View Deaths](#)

[View Table](#)

COVID-19 Cases by County

Confirmed cases include individuals with a positive diagnostic test for COVID-19. Probable cases include individuals with COVID-19 symptoms and an epidemiologic link to confirmed COVID-19, but no diagnostic test.

Cases by County



Michigan

Wednesday, August 26, 2020

Michigan (Statewide) Case Fatality Rate
6.5%

Current Totals

Case Status	Cases	Deaths
Confirmed	99,200	6,424
Probable	10,280	266
Total	109,480	6,690

Laboratory Testing

Test Type	Tests Performed
Diagnostic	2,651,069
Serology	250,244
Total	2,901,313

Select Preparedness Region:

All

Select County:

All

This report is provisional and subject to change. City of Detroit and Wayne County are reported separately. MDHHS began tracking probable cases April 5, 2020. FCI indicates federal correctional institute. MDOC indicates Michigan Department of Corrections. Diagnostic tests, including nucleic acid amplification/real-time polymerase chain reaction (NAAT/RT-PCR) and rapid virus antigen detection point of care (POC) tests, look for current infection. Serology (antibody) tests are used to look for the possibility of previous infection.

Source: Michigan Disease Surveillance System (MDSS) and Vital Records.

Q

Cases by Hispanic/Latino Ethnicity

Hispanic/Latino Ethnicity	Percentage of Overall Cases by Ethnicity	Percentage of Deceased Cases by Ethnicity
Hispanic/Latino	8%	2%
Non-Hispanic Latino	66%	83%
Unknown	26%	14%



Totals may not add to 100% due to rounding

Cases by Arab Ethnicity

Arab Ethnicity	Percentage of Overall Cases by Ethnicity	Percentage of Deceased Cases by Ethnicity
Arab	3%	1%
Non-Arab	48%	46%
Unknown	48%	53%

Totals may not add to 100% due to rounding

PUBLIC USE DATASETS 8/26/2020

(Downloadable .xlsx files)

Cases and Deaths by County

Cases and Deaths by County by Date

Cases by Demographics Statewide

COVID-19 Tests by County

Diagnostic Tests by Result and County

Cumulative Total of Recovered COVID-19 Cases

Cumulative Total of Recovered COVID-19 Cases (as of 08/21/2020): **72,580**

Note on recovery: During this response, MDHHS is reviewing vital records statistics to identify any laboratory confirmed COVID-19 cases who are 30 days out from their onset of illness to represent recovery status. As the pandemic continues to impact Michigan, this pool will expand to include more cases. Recovered is defined as the number of persons with a confirmed COVID-19 diagnosis who are alive 30 days post-onset (or referral date if onset is not available). The number of persons recovered on August 21, 2020 represents COVID-19 confirmed individuals with an onset date on or prior to July 22, 2020. If an individual dies from a COVID-related cause >30 days from onset/referral, they are removed from the number of persons recovered. These numbers will be updated every Saturday.

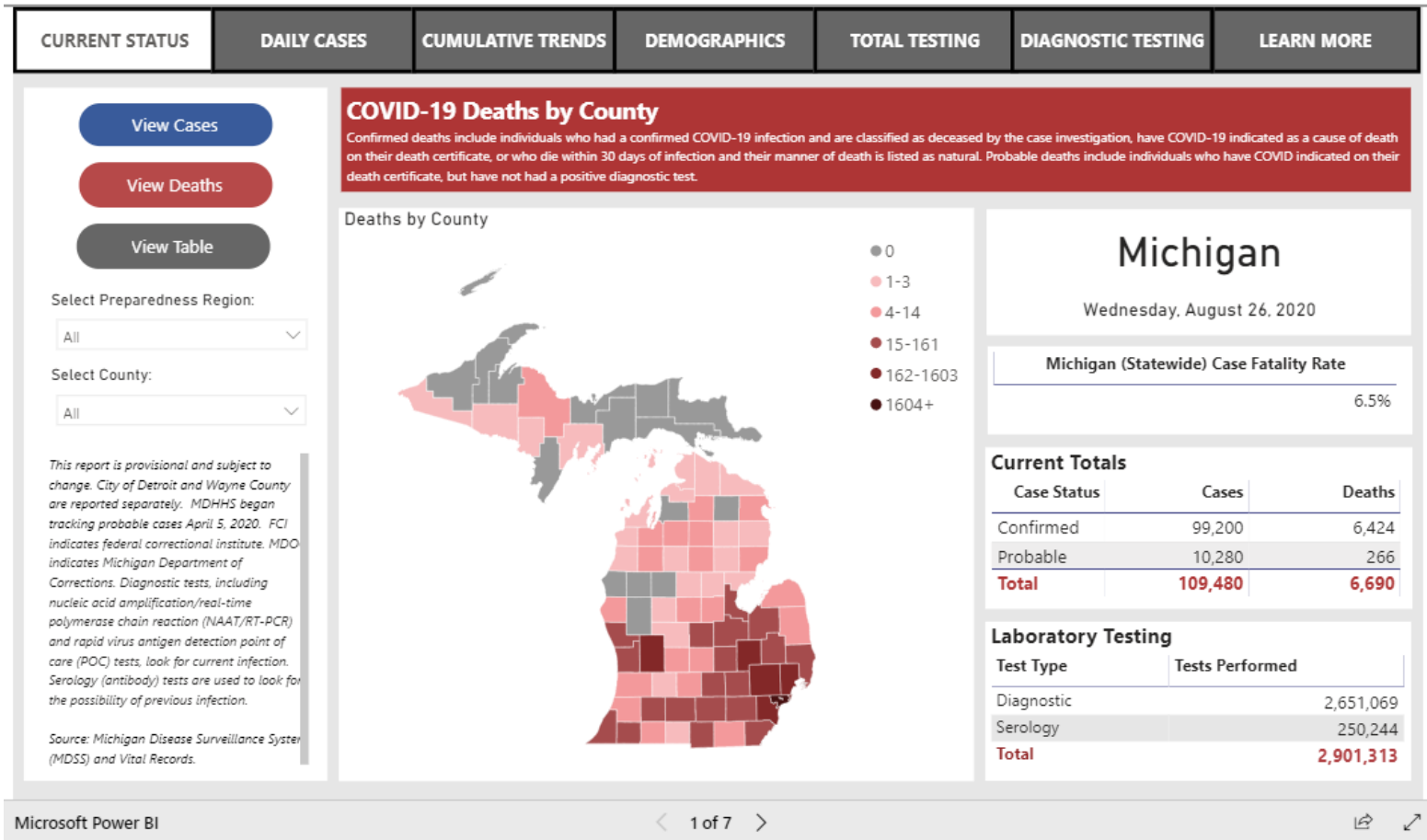
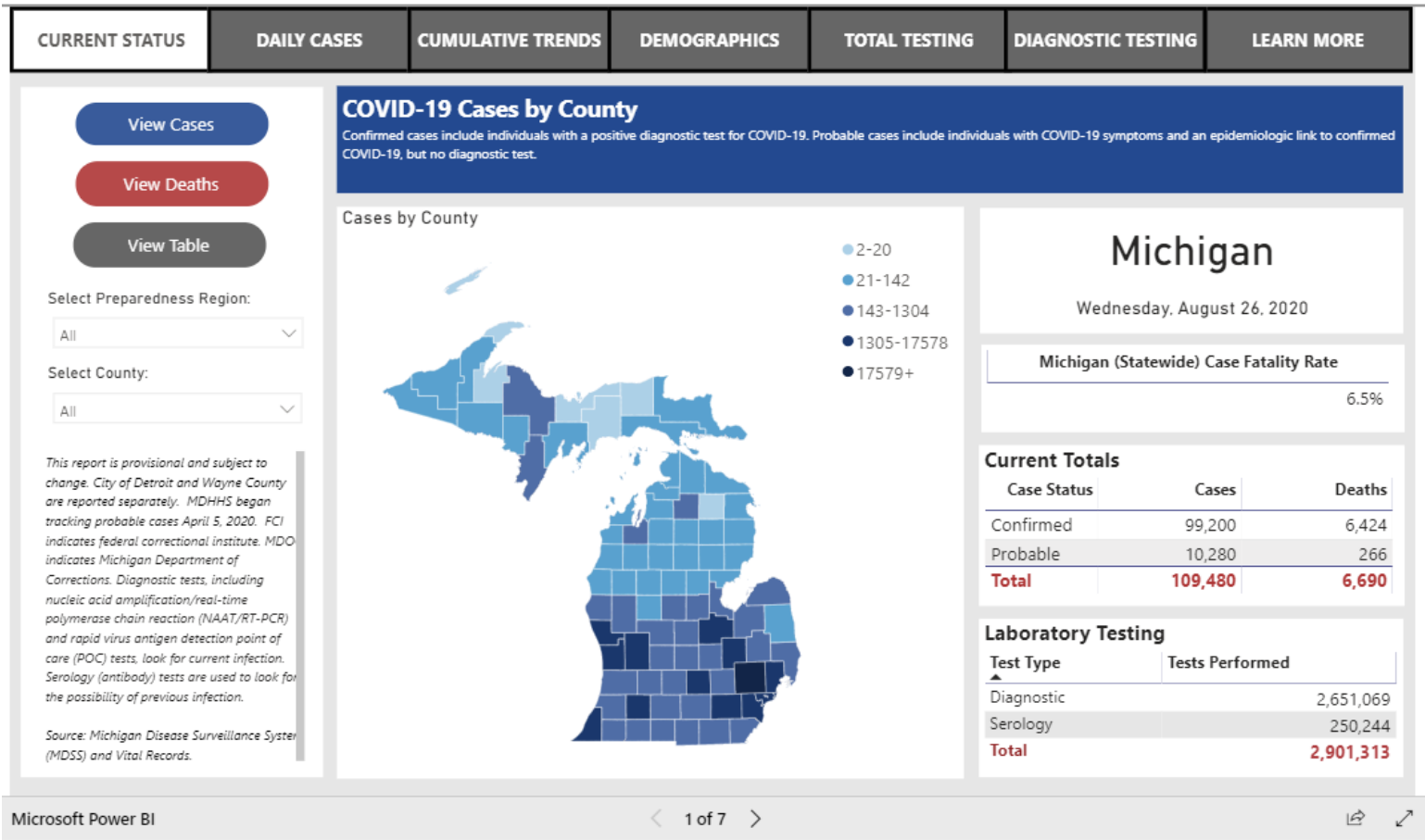
Source: Michigan Disease Surveillance System and Vital Records

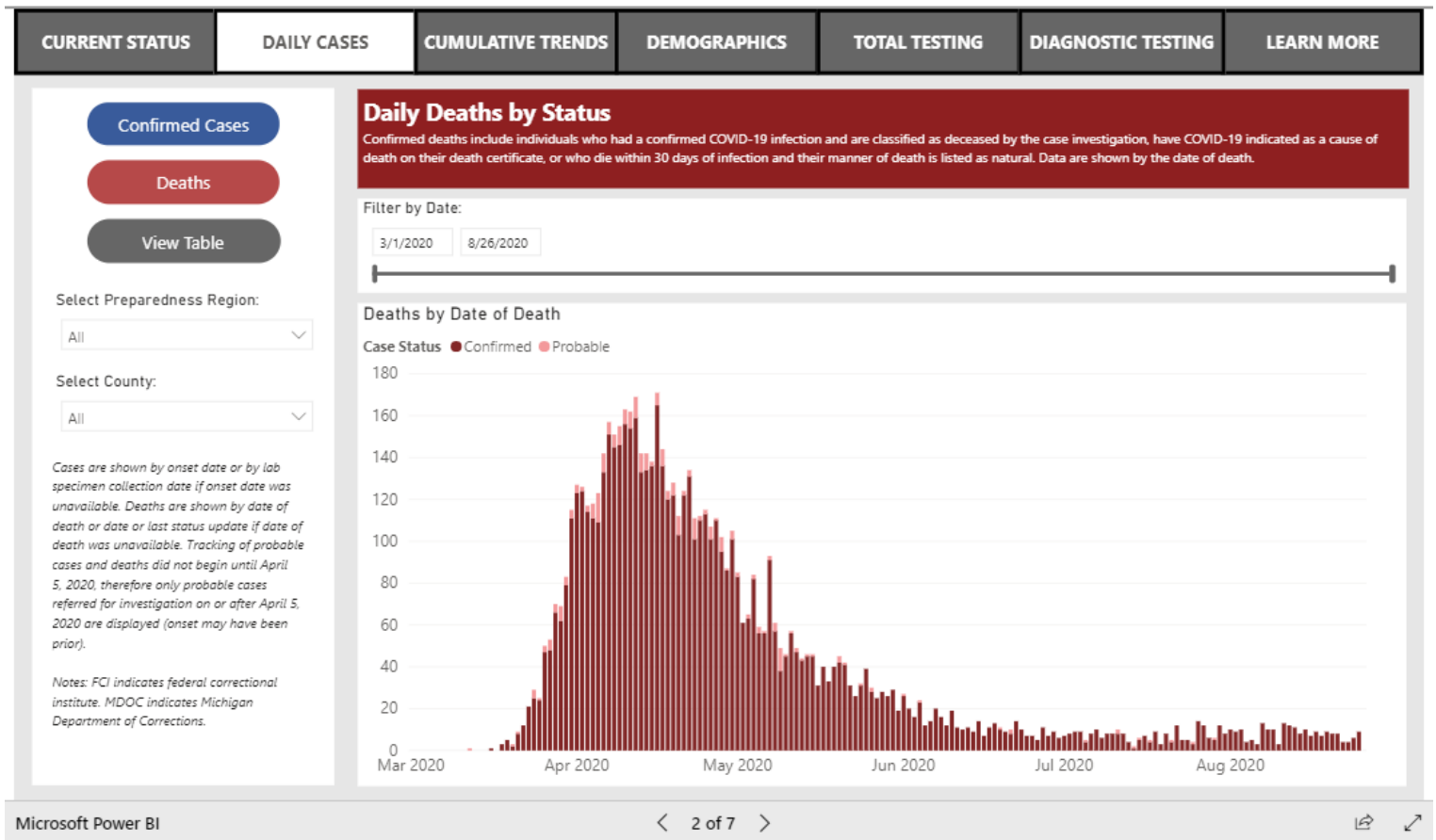
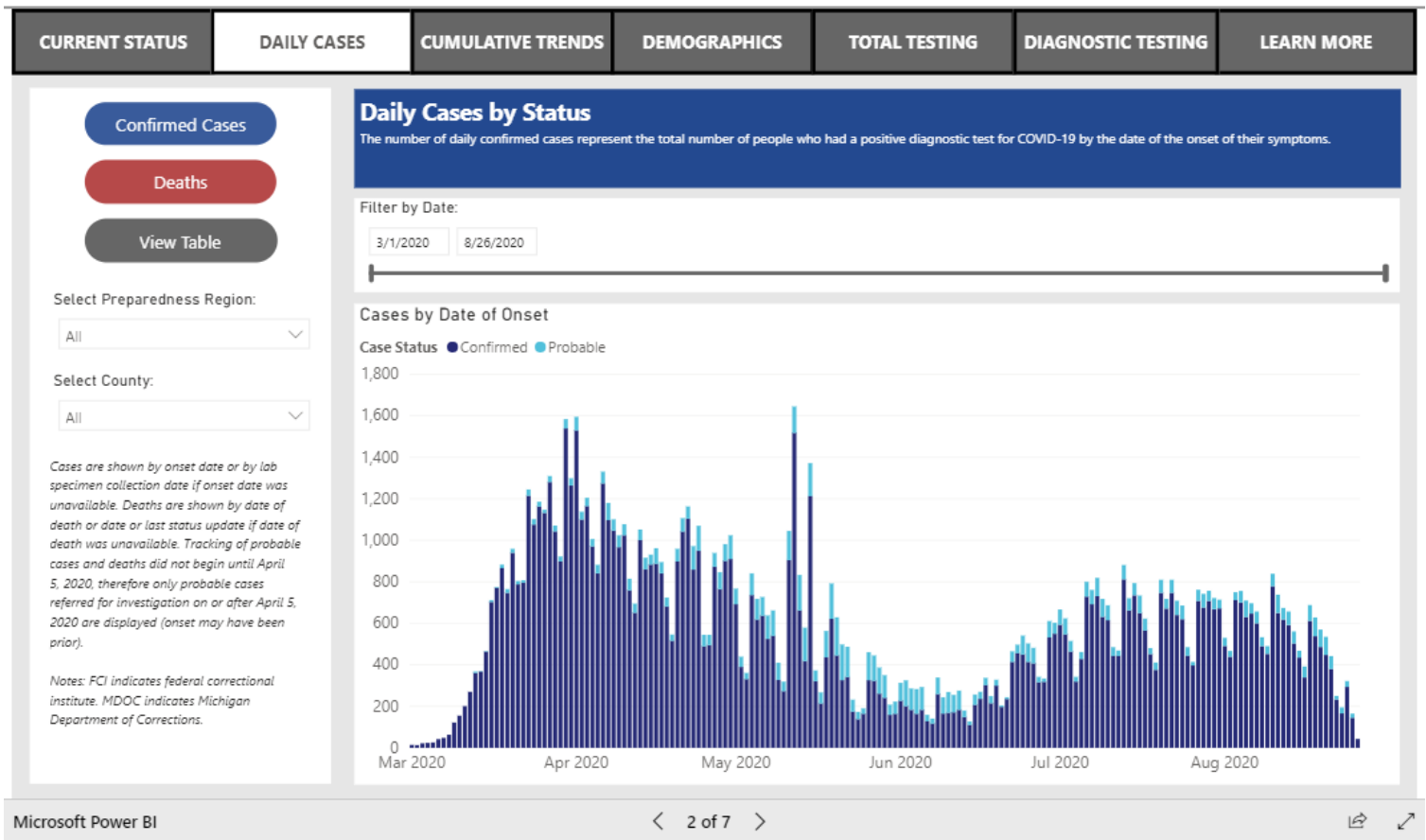


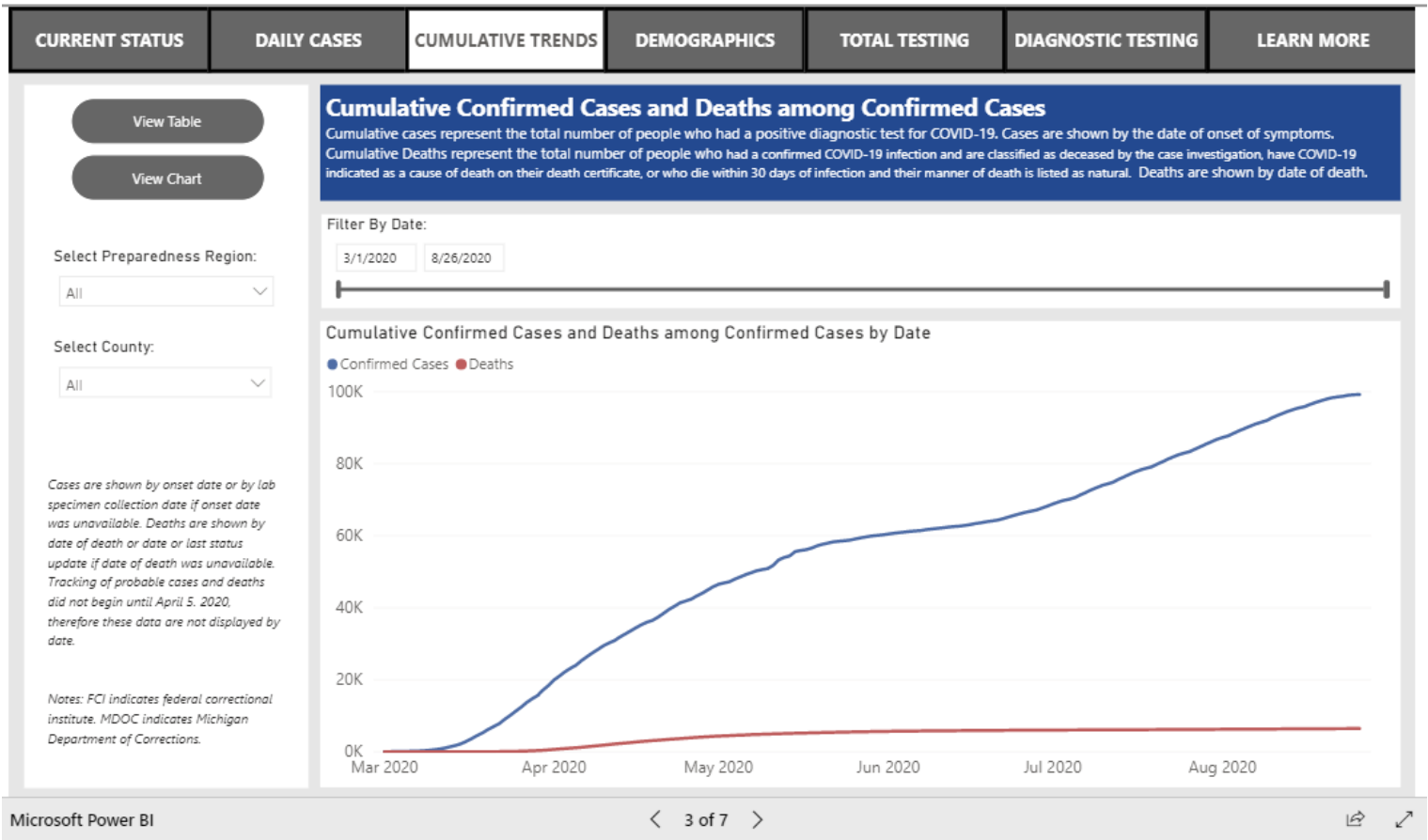
MICHIGAN.GOV HOME
ADA
MICHIGAN NEWS
POLICIES

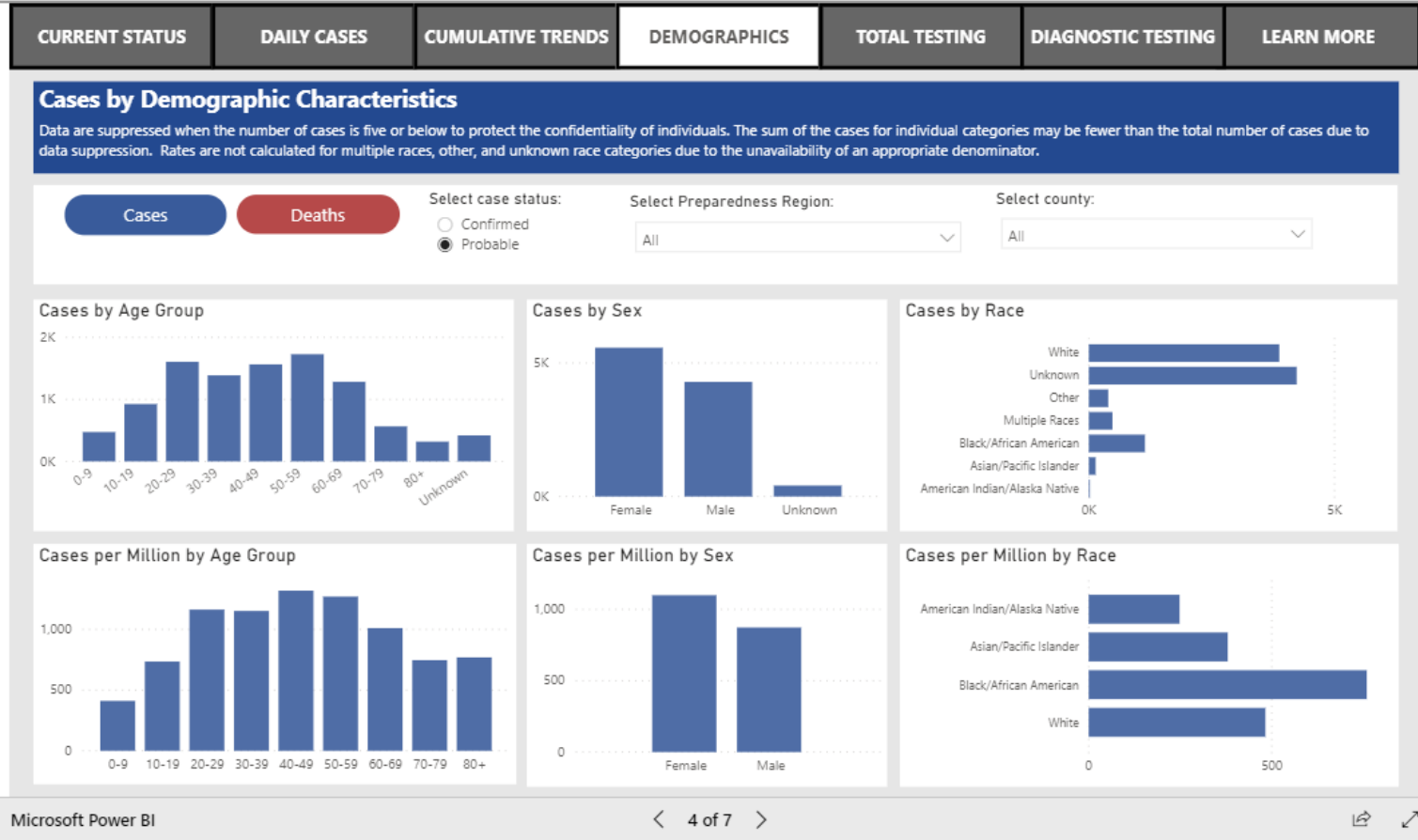


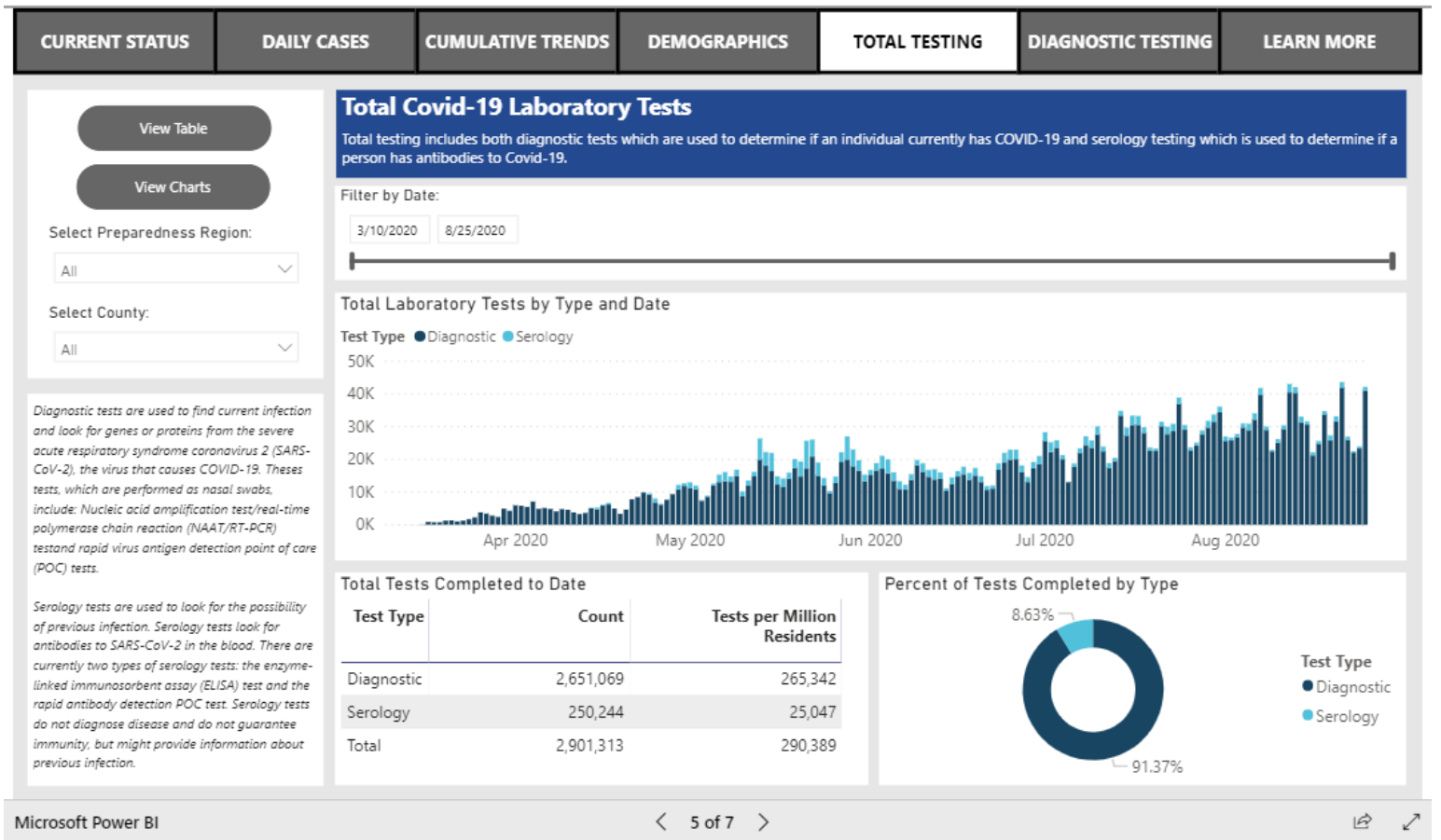
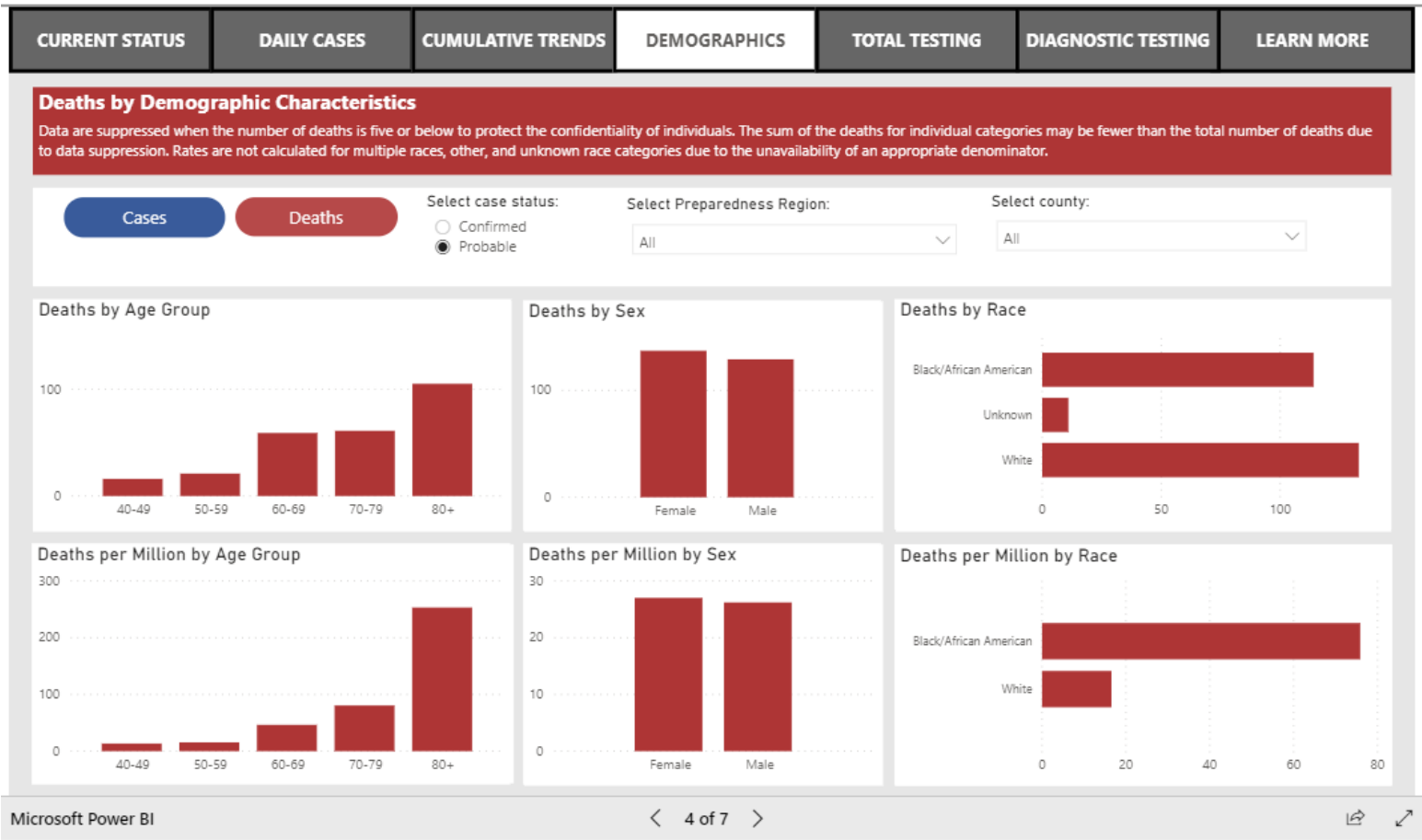
COPYRIGHT 2020 STATE OF MICHIGAN

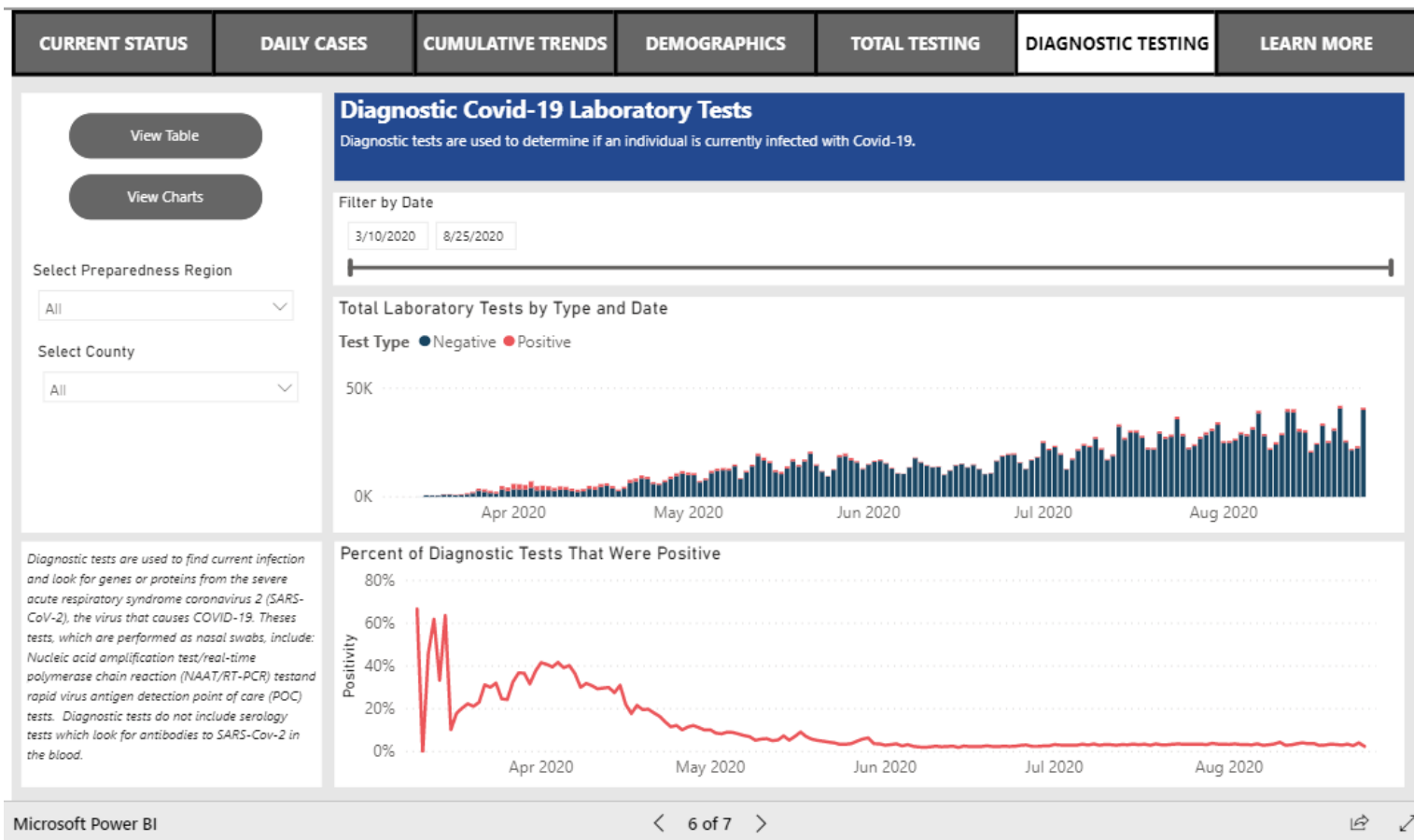












CURRENT STATUS	DAILY CASES	CUMULATIVE TRENDS	DEMOGRAPHICS	TOTAL TESTING	DIAGNOSTIC TESTING	LEARN MORE
----------------	-------------	-------------------	--------------	---------------	--------------------	------------

Where does the data come from?

The State of Michigan COVID-19 Dashboard displays the most recent provisional data reported to the Michigan Department of Health and Humans Services (MDHHS) about cases in Michigan by selected demographics and county of residence (City of Detroit and Wayne County are reported separately). Data are reported to MDHHS via the [Michigan Disease Surveillance System \(MDSS\)](#). Provisional Death data are provided by the MDHHS Division for [Vital Records & Health Statistics](#).

How does MDHHS classify confirmed and probable cases?

Confirmed cases only include individuals who have had a positive diagnostic laboratory test for COVID-19. Probable cases include individuals who have symptoms consistent with COVID-19 and an epidemiologic link to a confirmed case or a positive serology (antibody) test, but do not have a positive diagnostic laboratory test for COVID-19 and individuals with a positive serology (antibody) test for COVID-19 and an epidemiologic link to a confirmed case.

How does MDHHS classify confirmed and probable deaths?

Confirmed deaths include individuals who meet one or more of the following conditions: 1) Have been identified as a confirmed case and classified as deceased as a result of a case investigation in the Michigan Disease Surveillance System (MDSS). MDSS is the database used by state and local health department to monitor reportable diseases like COVID-19; 2) have been identified as a confirmed case in MDSS had have a death certificate with COVID-19 listed as a cause of death; 3) have been identified as a confirmed case in MDSS and die within 30 days of onset of COVID-19 infection and have a death certificate which classifies their manner death as 'natural'. Probable deaths include individuals who have COVID indicated as a cause of death on their death certificate but have not had a positive diagnostic laboratory test.

Why do the number of probable cases fluctuate?

The number of probable cases can change daily based on the investigation efforts of the health department. When a probable case is first reported, local and/or state health department staff investigate to determine if the person meets the case definition of probable. As additional information is gathered, the case could be re-classified to confirmed, remain as probable, or be determined as not a case.

Why do data in the demographics tab not sum to the total number of cases for a county or region?

Data are not shown whenever the number of cases for a particular demographic category is fewer than six to protect the confidentiality of individuals. Rates are not calculated for other, multiple, and unknown race because an appropriate population denominator is not available for these categories at the county level.

Where can I get more information about COVID-19?

Visit <https://www.michigan.gov/coronavirus> to find information on resources and assistance, answers to frequently asked questions, and the latest updates on Michigan's response to COVID-19. For COVID-19 updates from CDC visit <https://www.cdc.gov/coronavirus/2019-ncov>.

Microsoft Power BI

7 of 7

PUBLIC USE DATASETS

Cases and Deaths by County

README

Includes total cases and deaths to date by case status (confirmed or probable) and county.

County is based on the county of residence.

Confirmed cases only include individuals who have had a positive diagnostic laboratory test for COVID-19.

Probable cases include individuals who have symptoms consistent with COVID-19 and an epidemiologic link to a confirmed case or a positive serology (antibody) test, but do not have a positive diagnostic laboratory test for COVID-19 and individuals with a positive serology (antibody) test for COVID-19 and an epidemiologic link to a confirmed case.

Confirmed deaths include individuals who meet one or more of the following conditions: 1) Have been identified as a confirmed case and classified as deceased as a result of a case investigation in the Michigan Disease Surveillance System (MDSS). MDSS is the database used by state and local health department to monitor reportable diseases like COVID-19; 2) have been identified as a confirmed case in MDSS had have a death certificate with COVID-19 listed as a cause of death; 3) have been identified as a confirmed case in MDSS and die within 30 days of onset of COVID-19 infection and have a death certificate which classifies their manner death as 'natural'.

Probable deaths include individuals who have COVID indicated as a cause of death on their death certificate but have not had a positive diagnostic laboratory test.

The number of probable cases can change daily based on information obtained through the health department investigation. Probable cases can be re-classified as a confirmed case or determined to not be a case.

CASES AND DEATHS BY COUNTY 2020-08-26

Updated	COUNTY	ConfirmedCases	ConfirmedDeaths	ProbableCases	ProbableDeaths
2020/08/26 13:30:15	Alcona	27	2	4	0
2020/08/26 13:30:15	Alger	16	0	1	0
2020/08/26 13:30:15	Allegan	550	6	63	0
2020/08/26 13:30:15	Alpena	118	14	14	0
2020/08/26 13:30:15	Antrim	47	0	7	0
2020/08/26 13:30:15	Arenac	46	3	6	0
2020/08/26 13:30:15	Baraga	6	0	2	0
2020/08/26 13:30:15	Barry	184	2	25	0
2020/08/26 13:30:15	Bay	706	40	84	0
2020/08/26 13:30:15	Benzie	38	2	3	0
2020/08/26 13:30:15	Berrien	1381	69	184	0
2020/08/26 13:30:15	Branch	387	3	38	0
2020/08/26 13:30:15	Calhoun	800	43	109	1
2020/08/26 13:30:15	Cass	368	15	27	0
2020/08/26 13:30:15	Charlevoix	64	2	5	0
2020/08/26 13:30:15	Cheboygan	56	2	11	0
2020/08/26 13:30:15	Chippewa	35	0	16	0
2020/08/26 13:30:15	Clare	88	3	10	0
2020/08/26 13:30:15	Clinton	393	13	73	0
2020/08/26 13:30:15	Crawford	104	5	9	0
2020/08/26 13:30:15	Delta	111	3	26	0
2020/08/26 13:30:15	Dickinson	62	2	1	0
2020/08/26 13:30:15	Eaton	439	8	60	0
2020/08/26 13:30:15	Emmet	98	2	10	0
2020/08/26 13:30:15	Genesee	3170	278	744	25
2020/08/26 13:30:15	Gladwin	68	2	7	0
2020/08/26 13:30:15	Gogebic	132	1	10	0
2020/08/26 13:30:15	Grand Traverse	275	6	31	0
2020/08/26 13:30:15	Gratiot	165	15	18	0
2020/08/26 13:30:15	Hillsdale	275	26	23	0
2020/08/26 13:30:15	Houghton	52	0	9	0
2020/08/26 13:30:15	Huron	168	4	28	0
2020/08/26 13:30:15	Ingham	1694	38	48	0
2020/08/26 13:30:15	Ionia	256	7	34	0
2020/08/26 13:30:15	Iosco	117	11	24	1
2020/08/26 13:30:15	Iron	27	1		
2020/08/26 13:30:15	Isabella	335	9	44	0
2020/08/26 13:30:15	Jackson	764	37	23	1
2020/08/26 13:30:15	Kalamazoo	1721	85	143	2
2020/08/26 13:30:15	Kalkaska	49	4	13	0
2020/08/26 13:30:15	Kent	7503	159	726	3
2020/08/26 13:30:15	Keweenaw	2	0		
2020/08/26 13:30:15	Lake	28	0	1	0
2020/08/26 13:30:15	Lapeer	438	34	85	1
2020/08/26 13:30:15	Leelanau	77	1	7	0
2020/08/26 13:30:15	Lenawee	475	13	45	0
2020/08/26 13:30:15	Livingston	881	28	165	1

2020/08/26 13:30:15	Luce	4	0		
2020/08/26 13:30:15	Mackinac	24	0	8	0
2020/08/26 13:30:15	Macomb	11921	924	439	38
2020/08/26 13:30:15	Manistee	44	1	6	0
2020/08/26 13:30:15	Marquette	203	11	35	0
2020/08/26 13:30:15	Mason	103	0	12	0
2020/08/26 13:30:15	Mecosta	75	2	7	0
2020/08/26 13:30:15	Menominee	204	0	29	0
2020/08/26 13:30:15	Midland	310	11	88	0
2020/08/26 13:30:15	Missaukee	29	1	14	0
2020/08/26 13:30:15	Monroe	1097	25	145	1
2020/08/26 13:30:15	Montcalm	195	3	20	0
2020/08/26 13:30:15	Montmorency	11	0	1	0
2020/08/26 13:30:15	Muskegon	1249	64	56	0
2020/08/26 13:30:15	Newaygo	275	0	13	0
2020/08/26 13:30:15	Oakland	14030	1113	3549	43
2020/08/26 13:30:15	Oceana	473	6	26	0
2020/08/26 13:30:15	Ogemaw	42	3	14	0
2020/08/26 13:30:15	Ontonagon	32	0	2	0
2020/08/26 13:30:15	Osceola	67	0	7	0
2020/08/26 13:30:15	Oscoda	22	1	7	0
2020/08/26 13:30:15	Otsego	121	11	22	0
2020/08/26 13:30:15	Ottawa	1915	58	111	5
2020/08/26 13:30:15	Presque Isle	19	1	2	0
2020/08/26 13:30:15	Roscommon	59	4	14	0
2020/08/26 13:30:15	Saginaw	2283	127	146	3
2020/08/26 13:30:15	Sanilac	118	6	3	1
2020/08/26 13:30:15	Schoolcraft	14	0	1	0
2020/08/26 13:30:15	Shiawassee	375	28	27	1
2020/08/26 13:30:15	St Clair	771	52	124	1
2020/08/26 13:30:15	St Joseph	583	11	86	0
2020/08/26 13:30:15	Tuscola	384	29	47	0
2020/08/26 13:30:15	Van Buren	521	13	65	1
2020/08/26 13:30:15	Washtenaw	2498	114	327	1
2020/08/26 13:30:15	Wayne	15299	1224	798	36
2020/08/26 13:30:15	Wexford	76	4	15	0
2020/08/26 13:30:15	MDOC	5157	70	7	0
2020/08/26 13:30:15	FCI	191	5	4	0
2020/08/26 13:30:15	Out-of-State	92	0	1	0
2020/08/26 13:30:15	Unknown	2	0	4	0
2020/08/26 13:30:15	Detroit City	13516	1504	982	100

PUBLIC USE DATASETS

Cases by Demographics Statewide

README

Includes the total number of confirmed and probable cases and confirmed and probable deaths to date by demographic characteristics

Confirmed cases only include individuals who have had a positive diagnostic laboratory test for COVID-19.

Probable cases include individuals who have symptoms consistent with COVID-19 and an epidemiologic link to a confirmed case or a positive serology (antibody) test, but do not have a positive diagnostic laboratory test for COVID-19 and individuals with a positive serology (antibody) test for COVID-19 and an epidemiologic link to a confirmed case.

Confirmed deaths include individuals who meet one or more of the following conditions: 1) Have been identified as a confirmed case and classified as deceased as a result of a case investigation in the Michigan Disease Surveillance System (MDSS). MDSS is the database used by state and local health department to monitor reportable diseases like COVID-19; 2) have been identified as a confirmed case in MDSS had have a death certificate with COVID-19 listed as a cause of death; 3) have been identified as a confirmed case in MDSS and die within 30 days of onset of COVID-19 infection and have a death certificate which classifies their manner death as 'natural'.

Probable deaths include individuals who have COVID indicated as a cause of death on their death certificate but have not had a positive diagnostic laboratory test.

The number of probable cases can change daily based on information obtained through the health department investigation. Probable cases can be re-classified as a confirmed case or determined to not be a case.

Data is suppressed when the number of cases or deaths in a single category is between one and five to protect the confidentiality of individuals.

CASES BY DEMOGRAPHICS STATEWIDE 2020-08-26

CASE_STATUS	AgeCat	RaceCat	SEX	Cases	Deaths
Confirmed	0-9	American Indian/Alaska Native	Female	6	0
Confirmed	10-19	American Indian/Alaska Native	Female	21	0
Confirmed	20-29	American Indian/Alaska Native	Female	40	0
Confirmed	30-39	American Indian/Alaska Native	Female	37	0
Confirmed	40-49	American Indian/Alaska Native	Female	39	0
Confirmed	50-59	American Indian/Alaska Native	Female	46	0
Confirmed	60-69	American Indian/Alaska Native	Female	20	Suppressed
Confirmed	70-79	American Indian/Alaska Native	Female	18	Suppressed
Confirmed	80+	American Indian/Alaska Native	Female	6	Suppressed
Confirmed	Unknown	American Indian/Alaska Native	Female	0	0
Confirmed	0-9	Asian/Pacific Islander	Female	17	0
Confirmed	10-19	Asian/Pacific Islander	Female	50	0
Confirmed	20-29	Asian/Pacific Islander	Female	162	0
Confirmed	30-39	Asian/Pacific Islander	Female	203	0
Confirmed	40-49	Asian/Pacific Islander	Female	199	0
Confirmed	50-59	Asian/Pacific Islander	Female	165	Suppressed
Confirmed	60-69	Asian/Pacific Islander	Female	100	Suppressed
Confirmed	70-79	Asian/Pacific Islander	Female	50	11
Confirmed	80+	Asian/Pacific Islander	Female	55	22
Confirmed	Unknown	Asian/Pacific Islander	Female	0	0
Confirmed	0-9	Black/African American	Female	165	Suppressed
Confirmed	10-19	Black/African American	Female	434	Suppressed
Confirmed	20-29	Black/African American	Female	1943	Suppressed
Confirmed	30-39	Black/African American	Female	1943	8
Confirmed	40-49	Black/African American	Female	2104	52
Confirmed	50-59	Black/African American	Female	2036	105
Confirmed	60-69	Black/African American	Female	1863	227
Confirmed	70-79	Black/African American	Female	1284	312
Confirmed	80+	Black/African American	Female	1012	416
Confirmed	Unknown	Black/African American	Female	Suppressed	0
Confirmed	0-9	Multiple Races	Female	64	0
Confirmed	10-19	Multiple Races	Female	262	0
Confirmed	20-29	Multiple Races	Female	706	0
Confirmed	30-39	Multiple Races	Female	587	Suppressed
Confirmed	40-49	Multiple Races	Female	690	Suppressed
Confirmed	50-59	Multiple Races	Female	719	Suppressed
Confirmed	60-69	Multiple Races	Female	446	Suppressed
Confirmed	70-79	Multiple Races	Female	207	12
Confirmed	80+	Multiple Races	Female	202	21
Confirmed	Unknown	Multiple Races	Female	Suppressed	0
Confirmed	0-9	Other	Female	116	0
Confirmed	10-19	Other	Female	326	0
Confirmed	20-29	Other	Female	689	0
Confirmed	30-39	Other	Female	539	Suppressed
Confirmed	40-49	Other	Female	538	Suppressed
Confirmed	50-59	Other	Female	363	Suppressed
Confirmed	60-69	Other	Female	234	13

Confirmed	70-79	Other	Female	123	14
Confirmed	80+	Other	Female	104	22
Confirmed	Unknown	Other	Female	0	0
Confirmed	0-9	Unknown	Female	108	0
Confirmed	10-19	Unknown	Female	617	0
Confirmed	20-29	Unknown	Female	1217	0
Confirmed	30-39	Unknown	Female	1030	0
Confirmed	40-49	Unknown	Female	1143	Suppressed
Confirmed	50-59	Unknown	Female	1153	6
Confirmed	60-69	Unknown	Female	872	17
Confirmed	70-79	Unknown	Female	492	25
Confirmed	80+	Unknown	Female	555	50
Confirmed	Unknown	Unknown	Female	Suppressed	0
Confirmed	0-9	White	Female	342	0
Confirmed	10-19	White	Female	1849	0
Confirmed	20-29	White	Female	4284	Suppressed
Confirmed	30-39	White	Female	2982	8
Confirmed	40-49	White	Female	3049	22
Confirmed	50-59	White	Female	3386	67
Confirmed	60-69	White	Female	2690	168
Confirmed	70-79	White	Female	1989	374
Confirmed	80+	White	Female	3022	1051
Confirmed	Unknown	White	Female	12	0
Confirmed	0-9	American Indian/Alaska Native	Male	9	0
Confirmed	10-19	American Indian/Alaska Native	Male	8	0
Confirmed	20-29	American Indian/Alaska Native	Male	32	0
Confirmed	30-39	American Indian/Alaska Native	Male	34	0
Confirmed	40-49	American Indian/Alaska Native	Male	41	0
Confirmed	50-59	American Indian/Alaska Native	Male	37	Suppressed
Confirmed	60-69	American Indian/Alaska Native	Male	26	6
Confirmed	70-79	American Indian/Alaska Native	Male	16	6
Confirmed	80+	American Indian/Alaska Native	Male	Suppressed	Suppressed
Confirmed	Unknown	American Indian/Alaska Native	Male	0	0
Confirmed	0-9	Asian/Pacific Islander	Male	33	0
Confirmed	10-19	Asian/Pacific Islander	Male	40	0
Confirmed	20-29	Asian/Pacific Islander	Male	174	0
Confirmed	30-39	Asian/Pacific Islander	Male	184	0
Confirmed	40-49	Asian/Pacific Islander	Male	157	Suppressed
Confirmed	50-59	Asian/Pacific Islander	Male	135	Suppressed
Confirmed	60-69	Asian/Pacific Islander	Male	99	11
Confirmed	70-79	Asian/Pacific Islander	Male	46	14
Confirmed	80+	Asian/Pacific Islander	Male	33	16
Confirmed	Unknown	Asian/Pacific Islander	Male	0	0
Confirmed	0-9	Black/African American	Male	155	0
Confirmed	10-19	Black/African American	Male	400	0
Confirmed	20-29	Black/African American	Male	1428	10
Confirmed	30-39	Black/African American	Male	1567	27
Confirmed	40-49	Black/African American	Male	1748	70
Confirmed	50-59	Black/African American	Male	2094	191
Confirmed	60-69	Black/African American	Male	1997	339

Confirmed	70-79	Black/African American	Male	1277	414
Confirmed	80+	Black/African American	Male	593	301
Confirmed	Unknown	Black/African American	Male	Suppressed	0
Confirmed	0-9	Multiple Races	Male	76	0
Confirmed	10-19	Multiple Races	Male	248	0
Confirmed	20-29	Multiple Races	Male	544	0
Confirmed	30-39	Multiple Races	Male	467	0
Confirmed	40-49	Multiple Races	Male	504	Suppressed
Confirmed	50-59	Multiple Races	Male	517	Suppressed
Confirmed	60-69	Multiple Races	Male	373	21
Confirmed	70-79	Multiple Races	Male	187	16
Confirmed	80+	Multiple Races	Male	86	17
Confirmed	Unknown	Multiple Races	Male	0	0
Confirmed	0-9	Other	Male	147	0
Confirmed	10-19	Other	Male	338	0
Confirmed	20-29	Other	Male	688	Suppressed
Confirmed	30-39	Other	Male	657	Suppressed
Confirmed	40-49	Other	Male	567	Suppressed
Confirmed	50-59	Other	Male	414	9
Confirmed	60-69	Other	Male	250	24
Confirmed	70-79	Other	Male	129	18
Confirmed	80+	Other	Male	53	12
Confirmed	Unknown	Other	Male	Suppressed	0
Confirmed	0-9	Unknown	Male	146	0
Confirmed	10-19	Unknown	Male	639	0
Confirmed	20-29	Unknown	Male	1303	Suppressed
Confirmed	30-39	Unknown	Male	1224	Suppressed
Confirmed	40-49	Unknown	Male	1298	11
Confirmed	50-59	Unknown	Male	1265	9
Confirmed	60-69	Unknown	Male	902	21
Confirmed	70-79	Unknown	Male	435	26
Confirmed	80+	Unknown	Male	267	41
Confirmed	Unknown	Unknown	Male	8	0
Confirmed	0-9	White	Male	399	0
Confirmed	10-19	White	Male	1603	Suppressed
Confirmed	20-29	White	Male	3403	Suppressed
Confirmed	30-39	White	Male	2868	13
Confirmed	40-49	White	Male	2828	38
Confirmed	50-59	White	Male	3404	119
Confirmed	60-69	White	Male	2957	285
Confirmed	70-79	White	Male	2013	480
Confirmed	80+	White	Male	1648	765
Confirmed	Unknown	White	Male	7	0
Confirmed	0-9	American Indian/Alaska Native	Unknown	0	0
Confirmed	10-19	American Indian/Alaska Native	Unknown	0	0
Confirmed	20-29	American Indian/Alaska Native	Unknown	0	0
Confirmed	30-39	American Indian/Alaska Native	Unknown	0	0
Confirmed	40-49	American Indian/Alaska Native	Unknown	0	0
Confirmed	50-59	American Indian/Alaska Native	Unknown	0	0
Confirmed	60-69	American Indian/Alaska Native	Unknown	0	0

Confirmed	70-79	American Indian/Alaska Native	Unknown	0	0
Confirmed	80+	American Indian/Alaska Native	Unknown	0	0
Confirmed	Unknown	American Indian/Alaska Native	Unknown	0	0
Confirmed	0-9	Asian/Pacific Islander	Unknown	0	0
Confirmed	10-19	Asian/Pacific Islander	Unknown	0	0
Confirmed	20-29	Asian/Pacific Islander	Unknown	0	0
Confirmed	30-39	Asian/Pacific Islander	Unknown	Suppressed	0
Confirmed	40-49	Asian/Pacific Islander	Unknown	0	0
Confirmed	50-59	Asian/Pacific Islander	Unknown	0	0
Confirmed	60-69	Asian/Pacific Islander	Unknown	0	0
Confirmed	70-79	Asian/Pacific Islander	Unknown	0	0
Confirmed	80+	Asian/Pacific Islander	Unknown	0	0
Confirmed	Unknown	Asian/Pacific Islander	Unknown	0	0
Confirmed	0-9	Black/African American	Unknown	0	0
Confirmed	10-19	Black/African American	Unknown	Suppressed	0
Confirmed	20-29	Black/African American	Unknown	Suppressed	0
Confirmed	30-39	Black/African American	Unknown	Suppressed	0
Confirmed	40-49	Black/African American	Unknown	Suppressed	0
Confirmed	50-59	Black/African American	Unknown	Suppressed	0
Confirmed	60-69	Black/African American	Unknown	Suppressed	0
Confirmed	70-79	Black/African American	Unknown	Suppressed	0
Confirmed	80+	Black/African American	Unknown	Suppressed	0
Confirmed	Unknown	Black/African American	Unknown	0	0
Confirmed	0-9	Multiple Races	Unknown	0	0
Confirmed	10-19	Multiple Races	Unknown	Suppressed	0
Confirmed	20-29	Multiple Races	Unknown	Suppressed	0
Confirmed	30-39	Multiple Races	Unknown	Suppressed	0
Confirmed	40-49	Multiple Races	Unknown	0	0
Confirmed	50-59	Multiple Races	Unknown	Suppressed	0
Confirmed	60-69	Multiple Races	Unknown	Suppressed	0
Confirmed	70-79	Multiple Races	Unknown	Suppressed	0
Confirmed	80+	Multiple Races	Unknown	0	0
Confirmed	Unknown	Multiple Races	Unknown	Suppressed	0
Confirmed	0-9	Other	Unknown	Suppressed	0
Confirmed	10-19	Other	Unknown	Suppressed	0
Confirmed	20-29	Other	Unknown	0	0
Confirmed	30-39	Other	Unknown	Suppressed	0
Confirmed	40-49	Other	Unknown	Suppressed	0
Confirmed	50-59	Other	Unknown	Suppressed	0
Confirmed	60-69	Other	Unknown	Suppressed	0
Confirmed	70-79	Other	Unknown	0	0
Confirmed	80+	Other	Unknown	0	0
Confirmed	Unknown	Other	Unknown	Suppressed	0
Confirmed	0-9	Unknown	Unknown	8	0
Confirmed	10-19	Unknown	Unknown	7	0
Confirmed	20-29	Unknown	Unknown	36	0
Confirmed	30-39	Unknown	Unknown	22	0
Confirmed	40-49	Unknown	Unknown	32	0
Confirmed	50-59	Unknown	Unknown	25	0
Confirmed	60-69	Unknown	Unknown	8	0

Confirmed	70-79	Unknown	Unknown	Suppressed	0
Confirmed	80+	Unknown	Unknown	8	0
Confirmed	Unknown	Unknown	Unknown	6	0
Confirmed	0-9	White	Unknown	0	0
Confirmed	10-19	White	Unknown	Suppressed	0
Confirmed	20-29	White	Unknown	10	0
Confirmed	30-39	White	Unknown	7	0
Confirmed	40-49	White	Unknown	Suppressed	0
Confirmed	50-59	White	Unknown	Suppressed	0
Confirmed	60-69	White	Unknown	Suppressed	0
Confirmed	70-79	White	Unknown	Suppressed	0
Confirmed	80+	White	Unknown	Suppressed	0
Confirmed	Unknown	White	Unknown	0	0
Probable	0-9	American Indian/Alaska Native	Female	Suppressed	0
Probable	10-19	American Indian/Alaska Native	Female	0	0
Probable	20-29	American Indian/Alaska Native	Female	Suppressed	0
Probable	30-39	American Indian/Alaska Native	Female	Suppressed	0
Probable	40-49	American Indian/Alaska Native	Female	Suppressed	0
Probable	50-59	American Indian/Alaska Native	Female	Suppressed	0
Probable	60-69	American Indian/Alaska Native	Female	Suppressed	0
Probable	70-79	American Indian/Alaska Native	Female	Suppressed	0
Probable	80+	American Indian/Alaska Native	Female	0	0
Probable	Unknown	American Indian/Alaska Native	Female	0	0
Probable	0-9	Asian/Pacific Islander	Female	9	0
Probable	10-19	Asian/Pacific Islander	Female	7	0
Probable	20-29	Asian/Pacific Islander	Female	20	0
Probable	30-39	Asian/Pacific Islander	Female	16	0
Probable	40-49	Asian/Pacific Islander	Female	6	0
Probable	50-59	Asian/Pacific Islander	Female	11	0
Probable	60-69	Asian/Pacific Islander	Female	Suppressed	0
Probable	70-79	Asian/Pacific Islander	Female	Suppressed	0
Probable	80+	Asian/Pacific Islander	Female	0	0
Probable	Unknown	Asian/Pacific Islander	Female	Suppressed	0
Probable	0-9	Black/African American	Female	20	0
Probable	10-19	Black/African American	Female	38	0
Probable	20-29	Black/African American	Female	109	0
Probable	30-39	Black/African American	Female	89	0
Probable	40-49	Black/African American	Female	121	Suppressed
Probable	50-59	Black/African American	Female	130	6
Probable	60-69	Black/African American	Female	108	11
Probable	70-79	Black/African American	Female	44	10
Probable	80+	Black/African American	Female	30	20
Probable	Unknown	Black/African American	Female	Suppressed	0
Probable	0-9	Multiple Races	Female	14	0
Probable	10-19	Multiple Races	Female	21	0
Probable	20-29	Multiple Races	Female	41	0
Probable	30-39	Multiple Races	Female	20	0
Probable	40-49	Multiple Races	Female	50	0
Probable	50-59	Multiple Races	Female	53	0
Probable	60-69	Multiple Races	Female	38	0

Probable	70-79	Multiple Races	Female	12	0
Probable	80+	Multiple Races	Female	Suppressed	Suppressed
Probable	Unknown	Multiple Races	Female	Suppressed	0
Probable	0-9	Other	Female	19	0
Probable	10-19	Other	Female	32	0
Probable	20-29	Other	Female	34	0
Probable	30-39	Other	Female	39	0
Probable	40-49	Other	Female	29	0
Probable	50-59	Other	Female	25	Suppressed
Probable	60-69	Other	Female	15	Suppressed
Probable	70-79	Other	Female	8	0
Probable	80+	Other	Female	Suppressed	0
Probable	Unknown	Other	Female	Suppressed	0
Probable	0-9	Unknown	Female	36	0
Probable	10-19	Unknown	Female	148	0
Probable	20-29	Unknown	Female	347	0
Probable	30-39	Unknown	Female	289	0
Probable	40-49	Unknown	Female	387	0
Probable	50-59	Unknown	Female	403	0
Probable	60-69	Unknown	Female	326	Suppressed
Probable	70-79	Unknown	Female	137	0
Probable	80+	Unknown	Female	68	Suppressed
Probable	Unknown	Unknown	Female	30	0
Probable	0-9	White	Female	113	0
Probable	10-19	White	Female	212	0
Probable	20-29	White	Female	349	0
Probable	30-39	White	Female	279	0
Probable	40-49	White	Female	339	Suppressed
Probable	50-59	White	Female	371	Suppressed
Probable	60-69	White	Female	241	15
Probable	70-79	White	Female	126	16
Probable	80+	White	Female	91	41
Probable	Unknown	White	Female	34	0
Probable	0-9	American Indian/Alaska Native	Male	0	0
Probable	10-19	American Indian/Alaska Native	Male	Suppressed	0
Probable	20-29	American Indian/Alaska Native	Male	Suppressed	0
Probable	30-39	American Indian/Alaska Native	Male	0	0
Probable	40-49	American Indian/Alaska Native	Male	Suppressed	0
Probable	50-59	American Indian/Alaska Native	Male	Suppressed	0
Probable	60-69	American Indian/Alaska Native	Male	Suppressed	0
Probable	70-79	American Indian/Alaska Native	Male	0	0
Probable	80+	American Indian/Alaska Native	Male	Suppressed	Suppressed
Probable	Unknown	American Indian/Alaska Native	Male	0	0
Probable	0-9	Asian/Pacific Islander	Male	11	0
Probable	10-19	Asian/Pacific Islander	Male	Suppressed	0
Probable	20-29	Asian/Pacific Islander	Male	13	0
Probable	30-39	Asian/Pacific Islander	Male	18	0
Probable	40-49	Asian/Pacific Islander	Male	Suppressed	0
Probable	50-59	Asian/Pacific Islander	Male	7	0
Probable	60-69	Asian/Pacific Islander	Male	Suppressed	0

Probable	70-79	Asian/Pacific Islander	Male	Suppressed	0
Probable	80+	Asian/Pacific Islander	Male	0	0
Probable	Unknown	Asian/Pacific Islander	Male	0	0
Probable	0-9	Black/African American	Male	31	0
Probable	10-19	Black/African American	Male	33	0
Probable	20-29	Black/African American	Male	55	0
Probable	30-39	Black/African American	Male	51	0
Probable	40-49	Black/African American	Male	53	7
Probable	50-59	Black/African American	Male	82	6
Probable	60-69	Black/African American	Male	76	15
Probable	70-79	Black/African American	Male	43	23
Probable	80+	Black/African American	Male	17	13
Probable	Unknown	Black/African American	Male	Suppressed	0
Probable	0-9	Multiple Races	Male	15	0
Probable	10-19	Multiple Races	Male	20	0
Probable	20-29	Multiple Races	Male	31	0
Probable	30-39	Multiple Races	Male	33	0
Probable	40-49	Multiple Races	Male	41	0
Probable	50-59	Multiple Races	Male	30	0
Probable	60-69	Multiple Races	Male	20	0
Probable	70-79	Multiple Races	Male	11	0
Probable	80+	Multiple Races	Male	Suppressed	Suppressed
Probable	Unknown	Multiple Races	Male	8	0
Probable	0-9	Other	Male	18	0
Probable	10-19	Other	Male	34	0
Probable	20-29	Other	Male	39	0
Probable	30-39	Other	Male	28	0
Probable	40-49	Other	Male	22	0
Probable	50-59	Other	Male	19	0
Probable	60-69	Other	Male	16	Suppressed
Probable	70-79	Other	Male	6	Suppressed
Probable	80+	Other	Male	Suppressed	0
Probable	Unknown	Other	Male	Suppressed	0
Probable	0-9	Unknown	Male	39	0
Probable	10-19	Unknown	Male	153	0
Probable	20-29	Unknown	Male	274	0
Probable	30-39	Unknown	Male	282	Suppressed
Probable	40-49	Unknown	Male	268	Suppressed
Probable	50-59	Unknown	Male	298	0
Probable	60-69	Unknown	Male	220	Suppressed
Probable	70-79	Unknown	Male	87	Suppressed
Probable	80+	Unknown	Male	39	Suppressed
Probable	Unknown	Unknown	Male	23	0
Probable	0-9	White	Male	135	0
Probable	10-19	White	Male	210	0
Probable	20-29	White	Male	270	Suppressed
Probable	30-39	White	Male	222	Suppressed
Probable	40-49	White	Male	221	Suppressed
Probable	50-59	White	Male	279	Suppressed
Probable	60-69	White	Male	201	12

Probable	70-79	White	Male	82	10
Probable	80+	White	Male	61	23
Probable	Unknown	White	Male	16	0
Probable	0-9	American Indian/Alaska Native	Unknown	0	0
Probable	10-19	American Indian/Alaska Native	Unknown	0	0
Probable	20-29	American Indian/Alaska Native	Unknown	Suppressed	0
Probable	30-39	American Indian/Alaska Native	Unknown	0	0
Probable	40-49	American Indian/Alaska Native	Unknown	0	0
Probable	50-59	American Indian/Alaska Native	Unknown	0	0
Probable	60-69	American Indian/Alaska Native	Unknown	0	0
Probable	70-79	American Indian/Alaska Native	Unknown	0	0
Probable	80+	American Indian/Alaska Native	Unknown	0	0
Probable	Unknown	American Indian/Alaska Native	Unknown	0	0
Probable	0-9	Asian/Pacific Islander	Unknown	0	0
Probable	10-19	Asian/Pacific Islander	Unknown	0	0
Probable	20-29	Asian/Pacific Islander	Unknown	0	0
Probable	30-39	Asian/Pacific Islander	Unknown	0	0
Probable	40-49	Asian/Pacific Islander	Unknown	0	0
Probable	50-59	Asian/Pacific Islander	Unknown	0	0
Probable	60-69	Asian/Pacific Islander	Unknown	0	0
Probable	70-79	Asian/Pacific Islander	Unknown	0	0
Probable	80+	Asian/Pacific Islander	Unknown	0	0
Probable	Unknown	Asian/Pacific Islander	Unknown	0	0
Probable	0-9	Black/African American	Unknown	0	0
Probable	10-19	Black/African American	Unknown	0	0
Probable	20-29	Black/African American	Unknown	0	0
Probable	30-39	Black/African American	Unknown	0	0
Probable	40-49	Black/African American	Unknown	0	0
Probable	50-59	Black/African American	Unknown	0	0
Probable	60-69	Black/African American	Unknown	Suppressed	0
Probable	70-79	Black/African American	Unknown	0	0
Probable	80+	Black/African American	Unknown	0	0
Probable	Unknown	Black/African American	Unknown	Suppressed	0
Probable	0-9	Multiple Races	Unknown	0	0
Probable	10-19	Multiple Races	Unknown	0	0
Probable	20-29	Multiple Races	Unknown	Suppressed	0
Probable	30-39	Multiple Races	Unknown	Suppressed	0
Probable	40-49	Multiple Races	Unknown	Suppressed	0
Probable	50-59	Multiple Races	Unknown	Suppressed	0
Probable	60-69	Multiple Races	Unknown	Suppressed	0
Probable	70-79	Multiple Races	Unknown	0	0
Probable	80+	Multiple Races	Unknown	0	0
Probable	Unknown	Multiple Races	Unknown	0	0
Probable	0-9	Other	Unknown	0	0
Probable	10-19	Other	Unknown	0	0
Probable	20-29	Other	Unknown	0	0
Probable	30-39	Other	Unknown	0	0
Probable	40-49	Other	Unknown	0	0
Probable	50-59	Other	Unknown	0	0
Probable	60-69	Other	Unknown	0	0

Probable	70-79	Other	Unknown	0	0
Probable	80+	Other	Unknown	0	0
Probable	Unknown	Other	Unknown	0	0
Probable	0-9	Unknown	Unknown	8	0
Probable	10-19	Unknown	Unknown	12	0
Probable	20-29	Unknown	Unknown	14	0
Probable	30-39	Unknown	Unknown	17	0
Probable	40-49	Unknown	Unknown	13	0
Probable	50-59	Unknown	Unknown	12	0
Probable	60-69	Unknown	Unknown	12	0
Probable	70-79	Unknown	Unknown	Suppressed	0
Probable	80+	Unknown	Unknown	Suppressed	0
Probable	Unknown	Unknown	Unknown	280	0
Probable	0-9	White	Unknown	Suppressed	0
Probable	10-19	White	Unknown	0	0
Probable	20-29	White	Unknown	Suppressed	0
Probable	30-39	White	Unknown	Suppressed	0
Probable	40-49	White	Unknown	Suppressed	0
Probable	50-59	White	Unknown	Suppressed	0
Probable	60-69	White	Unknown	0	0
Probable	70-79	White	Unknown	0	0
Probable	80+	White	Unknown	0	0
Probable	Unknown	White	Unknown	6	0

PUBLIC USE DATASETS

COVID-19 Tests by County

README

Data includes tests by type (diagnostic, serology or total combined) by county.

Diagnostic tests are used to find current infection and look for genes or proteins from the severe acute respiratory syndrome coronavirus 2 (SARS-CoV-2), the virus that causes COVID-19. These tests, which are performed as nasal swabs, include: Nucleic acid amplification test/real-time polymerase chain reaction (NAAT/RT-PCR) test and rapid virus antigen detection point of care (POC) tests.

Serology tests are used to look for the possibility of previous infection. Serology tests look for antibodies to SARS-CoV-2 in the blood. There are currently two types of serology tests: the enzyme-linked immunosorbent assay (ELISA) test and the rapid antibody detection POC test. Serology tests do not diagnose disease and do not guarantee immunity, but might provide information about previous infection.

Correctional includes state and federal prisons and county and city detection facilities. Testing data represents total tests performed, not individuals tested. A single individual may have more than one test completed.

COVID-19 TESTS BY COUNTY 2020-08-26

Updated	COUNTY	TestType	Count	RatePerMillion
2020/08/26 13:30:19	Alcona	Diagnostic	1536	147621
2020/08/26 13:30:19	Alcona	Serology	40	3844
2020/08/26 13:30:19	Alcona	Total	1576	151466
2020/08/26 13:30:19	Alger	Diagnostic	916	100571
2020/08/26 13:30:19	Alger	Serology	66	7246
2020/08/26 13:30:19	Alger	Total	982	107817
2020/08/26 13:30:19	Allegan	Diagnostic	23956	202878
2020/08/26 13:30:19	Allegan	Serology	701	5937
2020/08/26 13:30:19	Allegan	Total	24657	208814
2020/08/26 13:30:19	Alpena	Diagnostic	2200	77451
2020/08/26 13:30:19	Alpena	Serology	123	4330
2020/08/26 13:30:19	Alpena	Total	2323	81781
2020/08/26 13:30:19	Antrim	Diagnostic	3780	162065
2020/08/26 13:30:19	Antrim	Serology	77	3301
2020/08/26 13:30:19	Antrim	Total	3857	165366
2020/08/26 13:30:19	Arenac	Serology	113	7593
2020/08/26 13:30:19	Arenac	Diagnostic	2951	198280
2020/08/26 13:30:19	Arenac	Total	3064	205872
2020/08/26 13:30:19	Baraga	Diagnostic	1547	188452
2020/08/26 13:30:19	Baraga	Serology	37	4507
2020/08/26 13:30:19	Baraga	Total	1584	192959
2020/08/26 13:30:19	Barry	Diagnostic	12011	195142
2020/08/26 13:30:19	Barry	Serology	519	8432
2020/08/26 13:30:19	Barry	Total	12530	203574
2020/08/26 13:30:19	Bay	Diagnostic	25949	251624
2020/08/26 13:30:19	Bay	Serology	1169	11336
2020/08/26 13:30:19	Bay	Total	27118	262960
2020/08/26 13:30:19	Benzie	Diagnostic	3020	169988
2020/08/26 13:30:19	Benzie	Serology	43	2420
2020/08/26 13:30:19	Benzie	Total	3063	172408
2020/08/26 13:30:19	Berrien	Diagnostic	49111	320148
2020/08/26 13:30:19	Berrien	Serology	1680	10952
2020/08/26 13:30:19	Berrien	Total	50791	331100
2020/08/26 13:30:19	Branch	Serology	137	3148
2020/08/26 13:30:19	Branch	Diagnostic	5970	137188
2020/08/26 13:30:19	Branch	Total	6107	140336
2020/08/26 13:30:19	Calhoun	Diagnostic	36715	273668
2020/08/26 13:30:19	Calhoun	Serology	659	4912
2020/08/26 13:30:19	Calhoun	Total	37374	278580
2020/08/26 13:30:19	Cass	Diagnostic	7479	144418
2020/08/26 13:30:19	Cass	Serology	210	4055
2020/08/26 13:30:19	Cass	Total	7689	148474
2020/08/26 13:30:19	Charlevoix	Diagnostic	4752	181769
2020/08/26 13:30:19	Charlevoix	Serology	316	12087
2020/08/26 13:30:19	Charlevoix	Total	5068	193857
2020/08/26 13:30:19	Cheboygan	Diagnostic	2603	102983
2020/08/26 13:30:19	Cheboygan	Serology	174	6884

2020/08/26 13:30:19	Cheboygan	Total	2777	109867
2020/08/26 13:30:19	Chippewa	Serology	84	2249
2020/08/26 13:30:19	Chippewa	Diagnostic	3937	105411
2020/08/26 13:30:19	Chippewa	Total	4021	107660
2020/08/26 13:30:19	Clare	Serology	211	6817
2020/08/26 13:30:19	Clare	Diagnostic	3831	123780
2020/08/26 13:30:19	Clare	Total	4042	130598
2020/08/26 13:30:19	Clinton	Diagnostic	13353	167762
2020/08/26 13:30:19	Clinton	Serology	2353	29562
2020/08/26 13:30:19	Clinton	Total	15706	197324
2020/08/26 13:30:19	Correctional	Diagnostic	67632	
2020/08/26 13:30:19	Correctional	Serology	10318	
2020/08/26 13:30:19	Correctional	Total	77950	
2020/08/26 13:30:19	Crawford	Diagnostic	2133	152042
2020/08/26 13:30:19	Crawford	Serology	49	3493
2020/08/26 13:30:19	Crawford	Total	2182	155535
2020/08/26 13:30:19	Delta	Serology	217	6064
2020/08/26 13:30:19	Delta	Diagnostic	7067	197490
2020/08/26 13:30:19	Delta	Total	7284	203555
2020/08/26 13:30:19	Detroit City	Serology	12540	19298
2020/08/26 13:30:19	Detroit City	Diagnostic	216873	333751
2020/08/26 13:30:19	Detroit City	Total	229413	353050
2020/08/26 13:30:19	Dickinson	Diagnostic	3072	121716
2020/08/26 13:30:19	Dickinson	Serology	67	2655
2020/08/26 13:30:19	Dickinson	Total	3139	124371
2020/08/26 13:30:19	Eaton	Diagnostic	28907	262152
2020/08/26 13:30:19	Eaton	Serology	3556	32249
2020/08/26 13:30:19	Eaton	Total	32463	294401
2020/08/26 13:30:19	Emmet	Diagnostic	5952	178124
2020/08/26 13:30:19	Emmet	Serology	746	22325
2020/08/26 13:30:19	Emmet	Total	6698	200449
2020/08/26 13:30:19	Genesee	Serology	9790	24124
2020/08/26 13:30:19	Genesee	Diagnostic	72144	177776
2020/08/26 13:30:19	Genesee	Total	81934	201901
2020/08/26 13:30:19	Gladwin	Diagnostic	4022	158042
2020/08/26 13:30:19	Gladwin	Serology	128	5030
2020/08/26 13:30:19	Gladwin	Total	4150	163071
2020/08/26 13:30:19	Gogebic	Serology	37	2648
2020/08/26 13:30:19	Gogebic	Diagnostic	5006	358211
2020/08/26 13:30:19	Gogebic	Total	5043	360859
2020/08/26 13:30:19	Grand Traverse	Serology	383	4114
2020/08/26 13:30:19	Grand Traverse	Diagnostic	17250	185309
2020/08/26 13:30:19	Grand Traverse	Total	17633	189423
2020/08/26 13:30:19	Gratiot	Diagnostic	11441	281030
2020/08/26 13:30:19	Gratiot	Serology	332	8155
2020/08/26 13:30:19	Gratiot	Total	11773	289185
2020/08/26 13:30:19	Hillsdale	Diagnostic	8086	177305
2020/08/26 13:30:19	Hillsdale	Serology	248	5438
2020/08/26 13:30:19	Hillsdale	Total	8334	182743
2020/08/26 13:30:19	Houghton	Diagnostic	6250	175149

2020/08/26 13:30:19	Houghton	Serology	99	2774
2020/08/26 13:30:19	Houghton	Total	6349	177923
2020/08/26 13:30:19	Huron	Diagnostic	7004	226074
2020/08/26 13:30:19	Huron	Serology	242	7811
2020/08/26 13:30:19	Huron	Total	7246	233885
2020/08/26 13:30:19	Ingham	Diagnostic	80309	274649
2020/08/26 13:30:19	Ingham	Serology	12001	41042
2020/08/26 13:30:19	Ingham	Total	92310	315691
2020/08/26 13:30:19	Ionia	Serology	920	14220
2020/08/26 13:30:19	Ionia	Diagnostic	14538	224709
2020/08/26 13:30:19	Ionia	Total	15458	238929
2020/08/26 13:30:19	Iosco	Diagnostic	5335	212321
2020/08/26 13:30:19	Iosco	Serology	122	4855
2020/08/26 13:30:19	Iosco	Total	5457	217177
2020/08/26 13:30:19	Iron	Diagnostic	4014	362733
2020/08/26 13:30:19	Iron	Serology	16	1446
2020/08/26 13:30:19	Iron	Total	4030	364179
2020/08/26 13:30:19	Isabella	Diagnostic	8706	124599
2020/08/26 13:30:19	Isabella	Serology	439	6283
2020/08/26 13:30:19	Isabella	Total	9145	130882
2020/08/26 13:30:19	Jackson	Diagnostic	44481	280620
2020/08/26 13:30:19	Jackson	Serology	1257	7930
2020/08/26 13:30:19	Jackson	Total	45738	288550
2020/08/26 13:30:19	Kalamazoo	Diagnostic	58720	221530
2020/08/26 13:30:19	Kalamazoo	Serology	2244	8466
2020/08/26 13:30:19	Kalamazoo	Total	60964	229996
2020/08/26 13:30:19	Kalkaska	Diagnostic	4167	231012
2020/08/26 13:30:19	Kalkaska	Serology	34	1885
2020/08/26 13:30:19	Kalkaska	Total	4201	232897
2020/08/26 13:30:19	Kent	Serology	11623	17692
2020/08/26 13:30:19	Kent	Diagnostic	184639	281053
2020/08/26 13:30:19	Kent	Total	196262	298745
2020/08/26 13:30:19	Keweenaw	Diagnostic	388	183365
2020/08/26 13:30:19	Keweenaw	Serology	14	6616
2020/08/26 13:30:19	Keweenaw	Total	402	189981
2020/08/26 13:30:19	Lake	Diagnostic	2674	225597
2020/08/26 13:30:19	Lake	Serology	98	8268
2020/08/26 13:30:19	Lake	Total	2772	233865
2020/08/26 13:30:19	Lapeer	Serology	1471	16791
2020/08/26 13:30:19	Lapeer	Diagnostic	12770	145765
2020/08/26 13:30:19	Lapeer	Total	14241	162556
2020/08/26 13:30:19	Leelanau	Diagnostic	2871	131933
2020/08/26 13:30:19	Leelanau	Serology	85	3906
2020/08/26 13:30:19	Leelanau	Total	2956	135839
2020/08/26 13:30:19	Lenawee	Diagnostic	17029	172969
2020/08/26 13:30:19	Lenawee	Serology	678	6887
2020/08/26 13:30:19	Lenawee	Total	17707	179856
2020/08/26 13:30:19	Livingston	Diagnostic	40991	213500
2020/08/26 13:30:19	Livingston	Serology	4046	21073
2020/08/26 13:30:19	Livingston	Total	45037	234574

2020/08/26 13:30:19	Luce	Diagnostic	514	82517
2020/08/26 13:30:19	Luce	Serology	15	2408
2020/08/26 13:30:19	Luce	Total	529	84925
2020/08/26 13:30:19	Mackinac	Diagnostic	1327	122882
2020/08/26 13:30:19	Mackinac	Serology	41	3797
2020/08/26 13:30:19	Mackinac	Total	1368	126678
2020/08/26 13:30:19	Macomb	Serology	25784	29502
2020/08/26 13:30:19	Macomb	Diagnostic	183276	209705
2020/08/26 13:30:19	Macomb	Total	209060	239207
2020/08/26 13:30:19	Manistee	Diagnostic	3305	134579
2020/08/26 13:30:19	Manistee	Serology	110	4479
2020/08/26 13:30:19	Manistee	Total	3415	139059
2020/08/26 13:30:19	Marquette	Diagnostic	24810	371970
2020/08/26 13:30:19	Marquette	Serology	871	13059
2020/08/26 13:30:19	Marquette	Total	25681	385028
2020/08/26 13:30:19	Mason	Diagnostic	7847	269249
2020/08/26 13:30:19	Mason	Serology	236	8098
2020/08/26 13:30:19	Mason	Total	8083	277347
2020/08/26 13:30:19	Mecosta	Diagnostic	8156	187697
2020/08/26 13:30:19	Mecosta	Serology	319	7341
2020/08/26 13:30:19	Mecosta	Total	8475	195038
2020/08/26 13:30:19	Menominee	Diagnostic	3050	133889
2020/08/26 13:30:19	Menominee	Serology	38	1668
2020/08/26 13:30:19	Menominee	Total	3088	135558
2020/08/26 13:30:19	Midland	Serology	752	9043
2020/08/26 13:30:19	Midland	Diagnostic	10511	126401
2020/08/26 13:30:19	Midland	Total	11263	135444
2020/08/26 13:30:19	Missaukee	Diagnostic	2228	147374
2020/08/26 13:30:19	Missaukee	Serology	65	4300
2020/08/26 13:30:19	Missaukee	Total	2293	151674
2020/08/26 13:30:19	Monroe	Diagnostic	26309	174811
2020/08/26 13:30:19	Monroe	Serology	2371	15754
2020/08/26 13:30:19	Monroe	Total	28680	190565
2020/08/26 13:30:19	Montcalm	Diagnostic	15316	239732
2020/08/26 13:30:19	Montcalm	Serology	734	11489
2020/08/26 13:30:19	Montcalm	Total	16050	251221
2020/08/26 13:30:19	Montmorency	Diagnostic	1066	114280
2020/08/26 13:30:19	Montmorency	Serology	78	8362
2020/08/26 13:30:19	Montmorency	Total	1144	122642
2020/08/26 13:30:19	Muskegon	Serology	1028	5923
2020/08/26 13:30:19	Muskegon	Diagnostic	50241	289463
2020/08/26 13:30:19	Muskegon	Total	51269	295386
2020/08/26 13:30:19	Newaygo	Diagnostic	10812	220743
2020/08/26 13:30:19	Newaygo	Serology	435	8881
2020/08/26 13:30:19	Newaygo	Total	11247	229624
2020/08/26 13:30:19	Oakland	Serology	56429	44871
2020/08/26 13:30:19	Oakland	Diagnostic	278835	221723
2020/08/26 13:30:19	Oakland	Total	335264	266594
2020/08/26 13:30:19	Oceana	Diagnostic	9169	346431
2020/08/26 13:30:19	Oceana	Serology	225	8501

2020/08/26 13:30:19	Oceana	Total	9394	354933
2020/08/26 13:30:19	Ogemaw	Diagnostic	3041	144830
2020/08/26 13:30:19	Ogemaw	Serology	88	4191
2020/08/26 13:30:19	Ogemaw	Total	3129	149021
2020/08/26 13:30:19	Ontonagon	Diagnostic	1738	303846
2020/08/26 13:30:19	Ontonagon	Serology	12	2098
2020/08/26 13:30:19	Ontonagon	Total	1750	305944
2020/08/26 13:30:19	Osceola	Serology	162	6905
2020/08/26 13:30:19	Osceola	Diagnostic	6065	258525
2020/08/26 13:30:19	Osceola	Total	6227	265431
2020/08/26 13:30:19	Oscoda	Diagnostic	904	109695
2020/08/26 13:30:19	Oscoda	Serology	16	1942
2020/08/26 13:30:19	Oscoda	Total	920	111637
2020/08/26 13:30:19	Otsego	Diagnostic	2918	118291
2020/08/26 13:30:19	Otsego	Serology	230	9324
2020/08/26 13:30:19	Otsego	Total	3148	127615
2020/08/26 13:30:19	Ottawa	Serology	3532	12103
2020/08/26 13:30:19	Ottawa	Diagnostic	73295	251156
2020/08/26 13:30:19	Ottawa	Total	76827	263259
2020/08/26 13:30:19	Presque Isle	Diagnostic	1363	108243
2020/08/26 13:30:19	Presque Isle	Serology	108	8577
2020/08/26 13:30:19	Presque Isle	Total	1471	116820
2020/08/26 13:30:19	Roscommon	Serology	238	9909
2020/08/26 13:30:19	Roscommon	Diagnostic	3986	165952
2020/08/26 13:30:19	Roscommon	Total	4224	175861
2020/08/26 13:30:19	Saginaw	Diagnostic	57268	300558
2020/08/26 13:30:19	Saginaw	Serology	1160	6088
2020/08/26 13:30:19	Saginaw	Total	58428	306646
2020/08/26 13:30:19	Sanilac	Diagnostic	8582	208453
2020/08/26 13:30:19	Sanilac	Serology	423	10274
2020/08/26 13:30:19	Sanilac	Total	9005	218727
2020/08/26 13:30:19	Schoolcraft	Diagnostic	726	89696
2020/08/26 13:30:19	Schoolcraft	Serology	34	4201
2020/08/26 13:30:19	Schoolcraft	Total	760	93897
2020/08/26 13:30:19	Shiawassee	Diagnostic	12806	187986
2020/08/26 13:30:19	Shiawassee	Serology	1322	19406
2020/08/26 13:30:19	Shiawassee	Total	14128	207393
2020/08/26 13:30:19	St Clair	Diagnostic	25336	159218
2020/08/26 13:30:19	St Clair	Serology	3702	23264
2020/08/26 13:30:19	St Clair	Total	29038	182482
2020/08/26 13:30:19	St Joseph	Diagnostic	13348	218949
2020/08/26 13:30:19	St Joseph	Serology	526	8628
2020/08/26 13:30:19	St Joseph	Total	13874	227577
2020/08/26 13:30:19	Tuscola	Serology	480	9187
2020/08/26 13:30:19	Tuscola	Diagnostic	14833	283912
2020/08/26 13:30:19	Tuscola	Total	15313	293100
2020/08/26 13:30:19	Unknown	Diagnostic	210702	
2020/08/26 13:30:19	Unknown	Serology	19589	
2020/08/26 13:30:19	Unknown	Total	230291	
2020/08/26 13:30:19	Van Buren	Serology	454	5999

2020/08/26 13:30:19	Van Buren	Diagnostic	20121	265880
2020/08/26 13:30:19	Van Buren	Total	20575	271879
2020/08/26 13:30:19	Washtenaw	Diagnostic	100642	273781
2020/08/26 13:30:19	Washtenaw	Serology	8824	24004
2020/08/26 13:30:19	Washtenaw	Total	109466	297785
2020/08/26 13:30:19	Wayne	Diagnostic	300464	272206
2020/08/26 13:30:19	Wayne	Serology	37180	33683
2020/08/26 13:30:19	Wayne	Total	337644	305889
2020/08/26 13:30:19	Wexford	Diagnostic	6071	180518
2020/08/26 13:30:19	Wexford	Serology	121	3598
2020/08/26 13:30:19	Wexford	Total	6192	184116

PUBLIC USE DATASETS

Diagnostic Tests by Result and County

README

Data include diagnostic tests for COVID-19 by date and county.

Diagnostic tests are used to find current infection and look for genes or proteins from the severe acute respiratory syndrome coronavirus 2 (SARS-CoV-2), the virus that causes COVID-19. These tests, which are performed as nasal swabs, include: Nucleic acid amplification test/real-time polymerase chain reaction (NAAT/RT-PCR) test and rapid virus antigen detection point of care (POC) tests.

Correctional includes state and federal prisons and county and city detention facilities. Testing data represents total tests performed, not individuals tested. A single individual may have more than one test completed.

The total number of positive tests may exceed the number of confirmed cases due to 1) a single individual may have more than one test performed; 2) MDHHS may receive data on positive tests in advance of a local health department classifying an individual as a confirmed or probable case, and 3) although efforts have been made to deduplicate testing data, some duplication may occur.

DIAGNOSTIC TESTS BY RESULT AND COUNTY 2020-08-26

MessageDate	COUNTY	Negative	Positive	Total
8/25/2020	Alcona	11	0	11
8/25/2020	Alger	93	0	93
8/25/2020	Allegan	281	8	289
8/25/2020	Alpena	287	0	287
8/25/2020	Antrim	27	0	27
8/25/2020	Arenac	92	0	92
8/25/2020	Baraga	14	0	14
8/25/2020	Barry	132	2	134
8/25/2020	Bay	573	14	587
8/25/2020	Benzie	30	0	30
8/25/2020	Berrien	430	8	438
8/25/2020	Branch	48	4	52
8/25/2020	Calhoun	597	18	615
8/25/2020	Cass	78	3	81
8/25/2020	Charlevoix	51	0	51
8/25/2020	Cheboygan	154	1	155
8/25/2020	Chippewa	136	0	136
8/25/2020	Clare	154	2	156
8/25/2020	Clinton	149	4	153
8/25/2020	Correctional	189	1	190
8/25/2020	Crawford	20	0	20
8/25/2020	Delta	167	0	167
8/25/2020	Detroit City	1744	57	1801
8/25/2020	Dickinson	45	1	46
8/25/2020	Eaton	368	3	371
8/25/2020	Emmet	25	0	25
8/25/2020	Genesee	1338	23	1361
8/25/2020	Gladwin	15	0	15
8/25/2020	Gogebic	65	1	66
8/25/2020	Grand Traverse	408	8	416
8/25/2020	Gratiot	198	2	200
8/25/2020	Hillsdale	62	3	65
8/25/2020	Houghton	212	0	212
8/25/2020	Huron	140	3	143
8/25/2020	Ingham	1342	12	1354
8/25/2020	Ionia	161	0	161
8/25/2020	Iosco	159	0	159
8/25/2020	Iron	35	2	37
8/25/2020	Isabella	186	5	191
8/25/2020	Jackson	1098	14	1112
8/25/2020	Kalamazoo	1319	25	1344
8/25/2020	Kalkaska	66	1	67
8/25/2020	Kent	2405	57	2462
8/25/2020	Keweenaw	11	0	11
8/25/2020	Lake	19	0	19
8/25/2020	Lapeer	212	0	212
8/25/2020	Leelanau	107	0	107

8/25/2020	Lenawee	235	3	238
8/25/2020	Livingston	1091	32	1123
8/25/2020	Luce	10	0	10
8/25/2020	Mackinac	14	0	14
8/25/2020	Macomb	2986	139	3125
8/25/2020	Manistee	36	2	38
8/25/2020	Marquette	391	2	393
8/25/2020	Mason	200	2	202
8/25/2020	Mecosta	78	0	78
8/25/2020	Menominee	41	0	41
8/25/2020	Midland	168	1	169
8/25/2020	Missaukee	49	0	49
8/25/2020	Monroe	569	25	594
8/25/2020	Montcalm	201	2	203
8/25/2020	Montmorency	74	0	74
8/25/2020	Muskegon	547	16	563
8/25/2020	Newaygo	117	2	119
8/25/2020	Oakland	3834	146	3980
8/25/2020	Oceana	179	1	180
8/25/2020	Ogemaw	32	1	33
8/25/2020	Ontonagon	14	2	16
8/25/2020	Osceola	56	0	56
8/25/2020	Oscoda	7	0	7
8/25/2020	Otsego	153	2	155
8/25/2020	Ottawa	1264	21	1285
8/25/2020	Presque Isle	119	0	119
8/25/2020	Roscommon	46	2	48
8/25/2020	Saginaw	853	29	882
8/25/2020	Sanilac	171	3	174
8/25/2020	Schoolcraft	6	0	6
8/25/2020	Shiawassee	289	8	297
8/25/2020	St Clair	911	9	920
8/25/2020	St Joseph	157	2	159
8/25/2020	Tuscola	377	4	381
8/25/2020	Unknown	3315	29	3344
8/25/2020	Van Buren	391	14	405
8/25/2020	Washtenaw	1390	20	1410
8/25/2020	Wayne	4172	185	4357
8/25/2020	Wexford	46	1	47