



Western Michigan University
ScholarWorks at WMU

Cumulative Michigan COVID-19 Data

Michigan COVID-19 State Data

8-27-2020

2020-08-27_MichiganOverview_COVIDstats

Michigan Department of Health & Human Services

Follow this and additional works at: <https://scholarworks.wmich.edu/michigan-covid-data-state-cumulative>



Part of the Public Health Commons

WMU ScholarWorks Citation

Michigan Department of Health & Human Services, "2020-08-27_MichiganOverview_COVIDstats" (2020).
Cumulative Michigan COVID-19 Data. 149.

<https://scholarworks.wmich.edu/michigan-covid-data-state-cumulative/149>

This Website is brought to you for free and open access by the Michigan COVID-19 State Data at ScholarWorks at WMU. It has been accepted for inclusion in Cumulative Michigan COVID-19 Data by an authorized administrator of ScholarWorks at WMU. For more information, please contact wmu-scholarworks@wmich.edu.



Coronavirus

CORONAVIRUS / MICHIGAN DATA

Michigan Data



DATA ABOUT PLACES

LONG TERM CARE FACILITIES

CORONAVIRUS SYMPTOMS

CUMULATIVE RECOVERED



OUTBREAK REPORTING



***Note on deaths (08/27/20):** Regular reviews of death certificate data maintained in Vital Records reporting systems are conducted by MDHHS staff three times per week. As a part of this process, records that identify COVID-19 infection as a contributing factor to death are compared against all laboratory confirmed cases of COVID-19 in the Michigan Disease Surveillance System (MDSS). If a death certificate is matched to a confirmed COVID-19 case and that record in the MDSS does not indicate the individual died, the MDSS record is updated to indicate the death and the appropriate local health department is notified. These matched deaths are then included with mortality information posted to the Michigan Coronavirus website. As a result of the most recent assessment, today's data includes **15** additional deaths identified by this methodology.

| | | | | | | |
|----------------|-------------|-------------------|--------------|---------------|--------------------|------------|
| CURRENT STATUS | DAILY CASES | CUMULATIVE TRENDS | DEMOGRAPHICS | TOTAL TESTING | DIAGNOSTIC TESTING | LEARN MORE |
|----------------|-------------|-------------------|--------------|---------------|--------------------|------------|

View Cases

View Deaths

View Table

Select Preparedness Region:

All

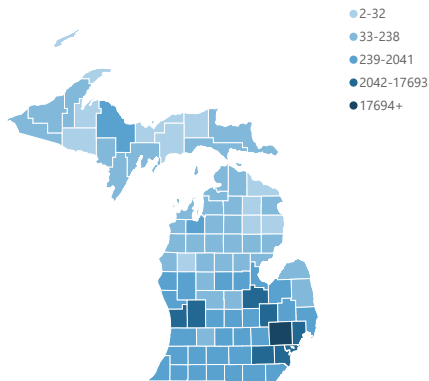
Select County:

All

COVID-19 Cases by County

Confirmed cases include individuals with a positive diagnostic test for COVID-19. Probable cases include individuals with COVID-19 symptoms and an epidemiologic link to confirmed COVID-19, but no diagnostic test.

Cases by County



Michigan

Thursday, August 27, 2020

Michigan (Statewide) Case Fatality Rate

6.4%

Current Totals


| Case Status | Cases | Deaths |
|--------------|----------------|--------------|
| Confirmed | 99,958 | 6,440 |
| Probable | 10,385 | 266 |
| Total | 110,343 | 6,706 |

Laboratory Testing

| Test Type | Tests Performed |
|--------------|------------------|
| Diagnostic | 2,681,786 |
| Serology | 252,101 |
| Total | 2,933,887 |

This report is provisional and subject to change. City of Detroit and Wayne County are reported separately. MDHHS began tracking probable cases April 5, 2020. FCI indicates federal correctional institute. MDOC indicates Michigan Department of Corrections. Diagnostic tests, including nucleic acid amplification/real-time polymerase chain reaction (NAAT/RT-PCR) and rapid virus antigen detection point of care (POC) tests, look for current infection. Serology (antibody) tests are used to look for the possibility of previous infection.

Source: Michigan Disease Surveillance System (MDSS) and Vital Records.



Cases by Hispanic/Latino Ethnicity

| Hispanic/Latino Ethnicity | Percentage of Overall Cases by Ethnicity | Percentage of Deceased Cases by Ethnicity |
|----------------------------------|---|--|
| Hispanic/Latino | 8% | 2% |
| Non-Hispanic Latino | 66% | 83% |
| Unknown | 26% | 14% |

Totals may not add to 100% due to rounding

Cases by Arab Ethnicity

| Arab Ethnicity | Percentage of Overall Cases by Ethnicity | Percentage of Deceased Cases by Ethnicity |
|-----------------------|---|--|
| Arab | 4% | 1% |
| Non-Arab | 49% | 46% |
| Unknown | 48% | 53% |

Totals may not add to 100% due to rounding

PUBLIC USE DATASETS 8/27/2020

(Downloadable .xlsx files)

Cases and Deaths by County

Cases and Deaths by County by Date

Cases by Demographics Statewide

COVID-19 Tests by County

Diagnostic Tests by Result and County

Cumulative Total of Recovered COVID-19 Cases

Cumulative Total of Recovered COVID-19 Cases (as of 08/21/2020): 72,580

Note on recovery: During this response, MDHHS is reviewing vital records statistics to identify any laboratory confirmed COVID-19 cases who are 30 days out from their onset of illness to represent recovery status. As the pandemic continues to impact Michigan, this pool will expand to include more cases. Recovered is defined as the number of persons with a confirmed COVID-19 diagnosis who are alive 30 days post-onset (or referral date if onset is not available). The number of persons recovered on August 21, 2020 represents COVID-19 confirmed individuals with an onset date on or prior to July 22, 2020. If an individual dies from a COVID-related cause >30 days from onset/referral, they are removed from the number of persons recovered. These numbers will be updated every Saturday.

Source: Michigan Disease Surveillance System and Vital Records

[View Cases](#)

[View Deaths](#)

[View Table](#)

Select Preparedness Region:

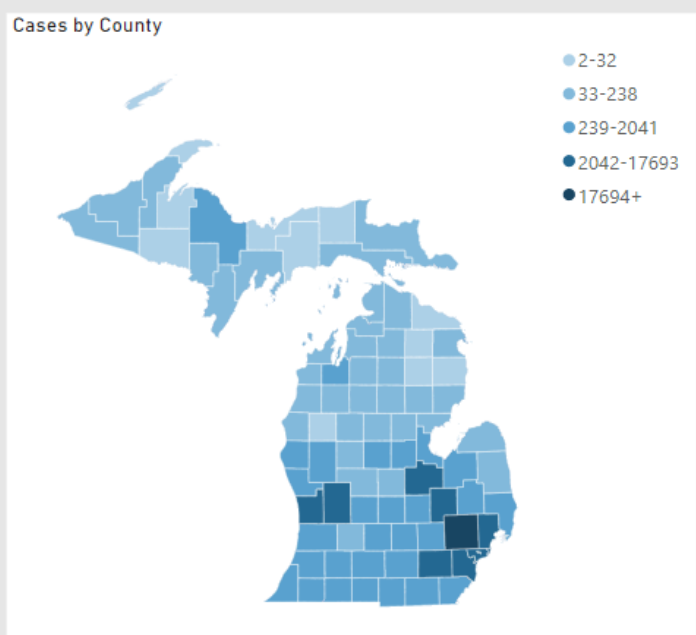
Select County:

This report is provisional and subject to change. City of Detroit and Wayne County are reported separately. MDHHS began tracking probable cases April 5, 2020. FCI indicates federal correctional institute. MDOC indicates Michigan Department of Corrections. Diagnostic tests, including nucleic acid amplification/real-time polymerase chain reaction (NAAT/RT-PCR) and rapid virus antigen detection point of care (POC) tests, look for current infection. Serology (antibody) tests are used to look for the possibility of previous infection.

Source: Michigan Disease Surveillance System (MDSS) and Vital Records.

COVID-19 Cases by County

Confirmed cases include individuals with a positive diagnostic test for COVID-19. Probable cases include individuals with COVID-19 symptoms and an epidemiologic link to confirmed COVID-19, but no diagnostic test.



Michigan

Thursday, August 27, 2020

Michigan (Statewide) Case Fatality Rate
6.4%

| Current Totals | | |
|----------------|----------------|--------------|
| Case Status | Cases | Deaths |
| Confirmed | 99,958 | 6,440 |
| Probable | 10,385 | 266 |
| Total | 110,343 | 6,706 |

| Laboratory Testing | |
|--------------------|------------------|
| Test Type | Tests Performed |
| Diagnostic | 2,681,786 |
| Serology | 252,101 |
| Total | 2,933,887 |

[View Cases](#)

[View Deaths](#)

[View Table](#)

Select Preparedness Region:

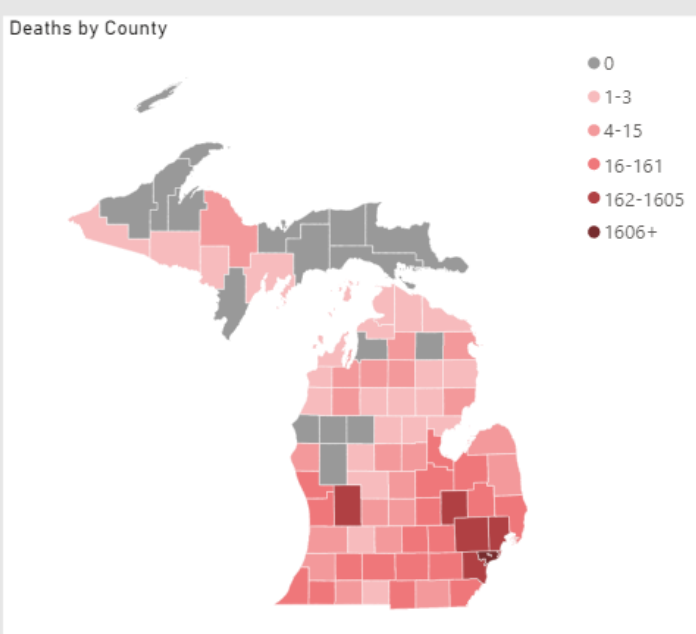
Select County:

This report is provisional and subject to change. City of Detroit and Wayne County are reported separately. MDHHS began tracking probable cases April 5, 2020. FCI indicates federal correctional institute. MDOC indicates Michigan Department of Corrections. Diagnostic tests, including nucleic acid amplification/real-time polymerase chain reaction (NAAT/RT-PCR) and rapid virus antigen detection point of care (POC) tests, look for current infection. Serology (antibody) tests are used to look for the possibility of previous infection.

Source: Michigan Disease Surveillance System (MDSS) and Vital Records.

COVID-19 Deaths by County

Confirmed deaths include individuals who had a confirmed COVID-19 infection and are classified as deceased by the case investigation, have COVID-19 indicated as a cause of death on their death certificate, or who die within 30 days of infection and their manner of death is listed as natural. Probable deaths include individuals who have COVID indicated on their death certificate, but have not had a positive diagnostic test.



Michigan

Thursday, August 27, 2020

Michigan (Statewide) Case Fatality Rate
6.4%

| Current Totals | | |
|----------------|----------------|--------------|
| Case Status | Cases | Deaths |
| Confirmed | 99,958 | 6,440 |
| Probable | 10,385 | 266 |
| Total | 110,343 | 6,706 |

| Laboratory Testing | |
|--------------------|------------------|
| Test Type | Tests Performed |
| Diagnostic | 2,681,786 |
| Serology | 252,101 |
| Total | 2,933,887 |

Confirmed Cases

Deaths

View Table

Select Preparedness Region:

All

Select County:

All

Cases are shown by onset date or by lab specimen collection date if onset date was unavailable. Deaths are shown by date of death or date of last status update if date of death was unavailable. Tracking of probable cases and deaths did not begin until April 5, 2020, therefore only probable cases referred for investigation on or after April 5, 2020 are displayed (onset may have been prior).

Notes: FCI indicates federal correctional institute. MDOC indicates Michigan Department of Corrections.

Daily Cases by Status

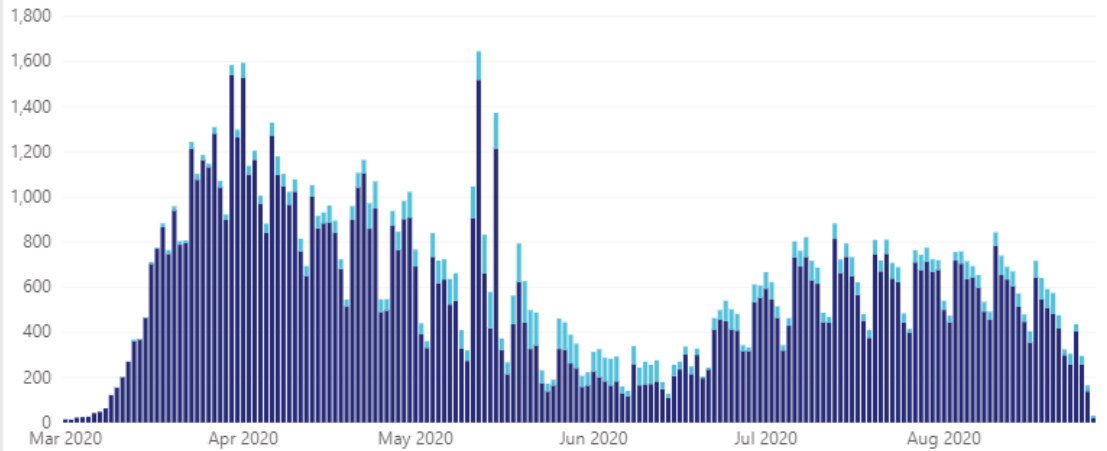
The number of daily confirmed cases represent the total number of people who had a positive diagnostic test for COVID-19 by the date of the onset of their symptoms.

Filter by Date:

3/1/2020 8/27/2020

Cases by Date of Onset

Case Status ● Confirmed ● Probable



Confirmed Cases

Deaths

View Table

Select Preparedness Region:

All

Select County:

All

Cases are shown by onset date or by lab specimen collection date if onset date was unavailable. Deaths are shown by date of death or date of last status update if date of death was unavailable. Tracking of probable cases and deaths did not begin until April 5, 2020, therefore only probable cases referred for investigation on or after April 5, 2020 are displayed (onset may have been prior).

Notes: FCI indicates federal correctional institute. MDOC indicates Michigan Department of Corrections.

Daily Deaths by Status

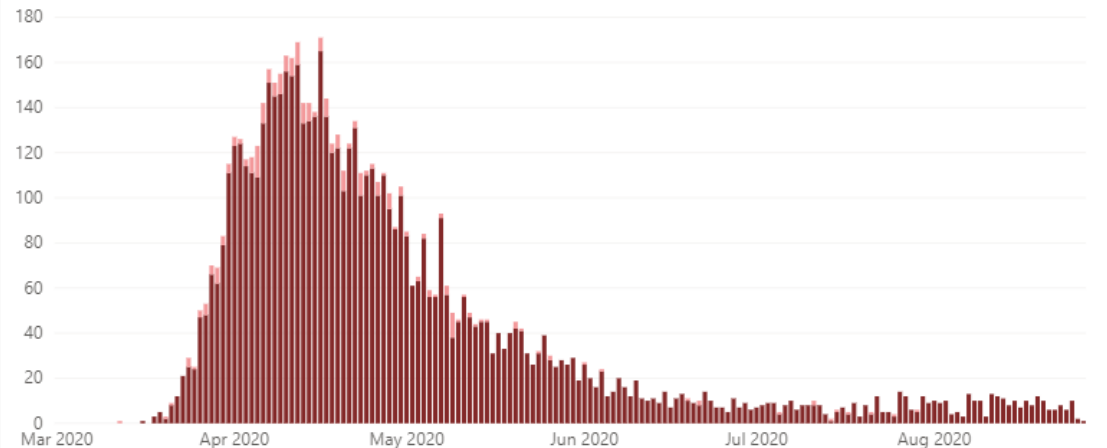
Confirmed deaths include individuals who had a confirmed COVID-19 infection and are classified as deceased by the case investigation, have COVID-19 indicated as a cause of death on their death certificate, or who die within 30 days of infection and their manner of death is listed as natural. Data are shown by the date of death.

Filter by Date:

3/1/2020 8/27/2020

Deaths by Date of Death

Case Status ● Confirmed ● Probable



View Table
View Chart

Cumulative Confirmed Cases and Deaths among Confirmed Cases

Cumulative cases represent the total number of people who had a positive diagnostic test for COVID-19. Cases are shown by the date of onset of symptoms. Cumulative Deaths represent the total number of people who had a confirmed COVID-19 infection and are classified as deceased by the case investigation, have COVID-19 indicated as a cause of death on their death certificate, or who die within 30 days of infection and their manner of death is listed as natural. Deaths are shown by date of death.

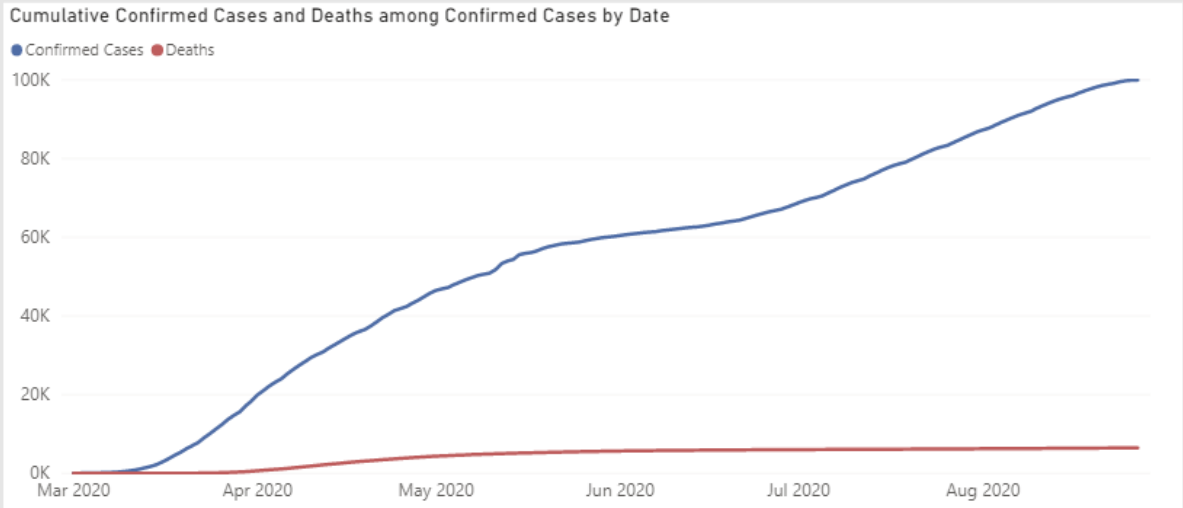
Filter By Date:

Select Preparedness Region:

Select County:

Cases are shown by onset date or by lab specimen collection date if onset date was unavailable. Deaths are shown by date of death or date of last status update if date of death was unavailable. Tracking of probable cases and deaths did not begin until April 5, 2020, therefore these data are not displayed by date.

Notes: FCI indicates federal correctional institute. MDOC indicates Michigan Department of Corrections.

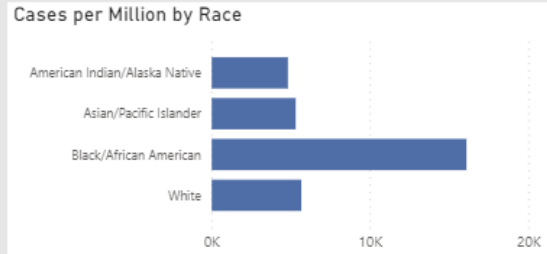
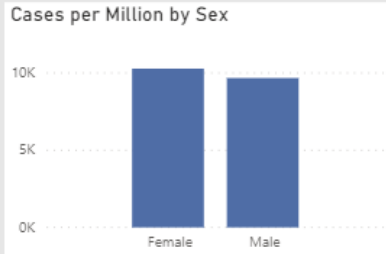
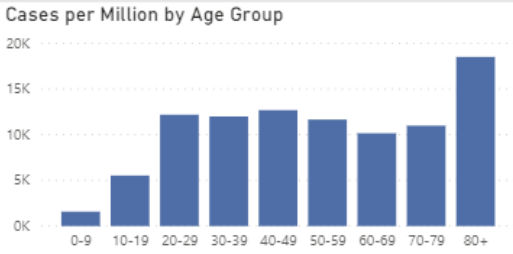
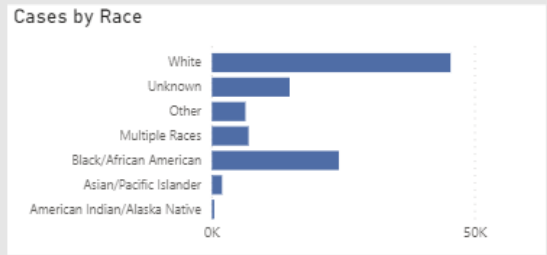
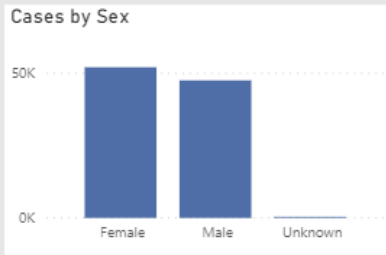
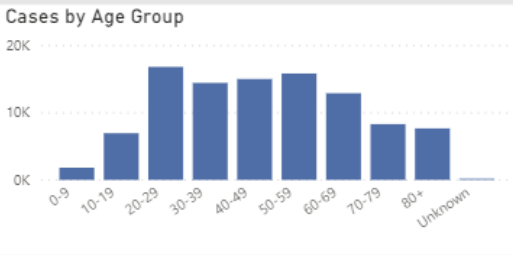


Cases by Demographic Characteristics

Data are suppressed when the number of cases is five or below to protect the confidentiality of individuals. The sum of the cases for individual categories may be fewer than the total number of cases due to data suppression. Rates are not calculated for multiple races, other, and unknown race categories due to the unavailability of an appropriate denominator.

Cases Deaths (selected) Select case status: Confirmed Probable

Select Preparedness Region: Select county:

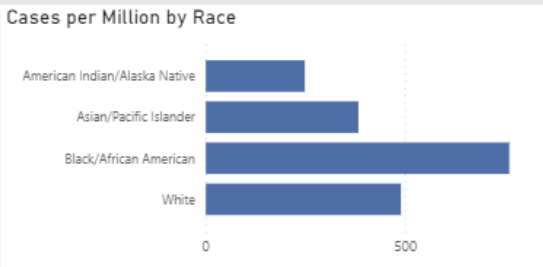
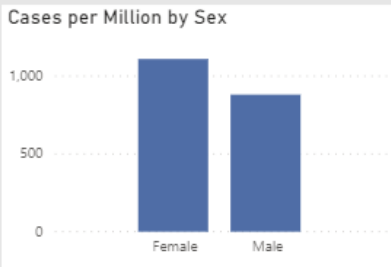
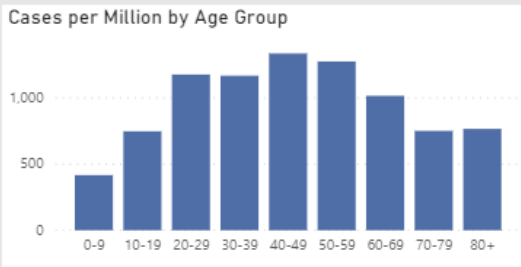
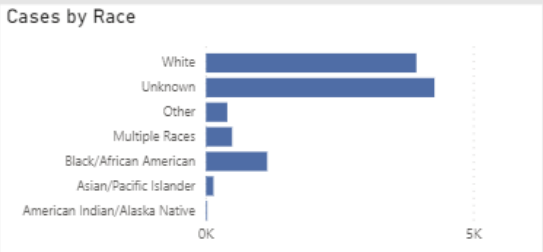
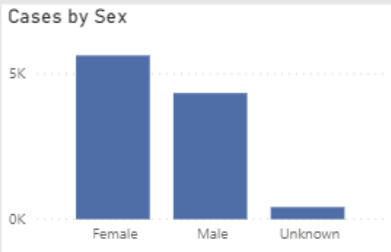
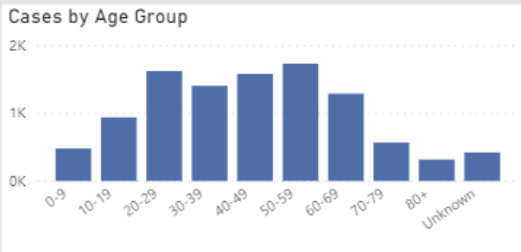


Cases by Demographic Characteristics

Data are suppressed when the number of cases is five or below to protect the confidentiality of individuals. The sum of the cases for individual categories may be fewer than the total number of cases due to data suppression. Rates are not calculated for multiple races, other, and unknown race categories due to the unavailability of an appropriate denominator.

Cases Deaths
 Select case status:
 Confirmed Probable
 Select Preparedness Region:

Select county:

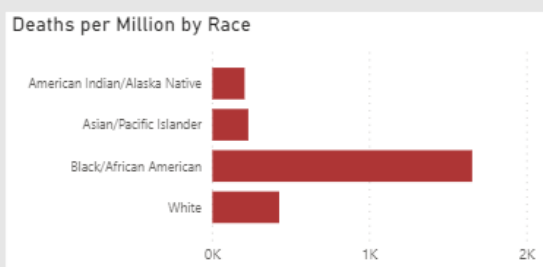
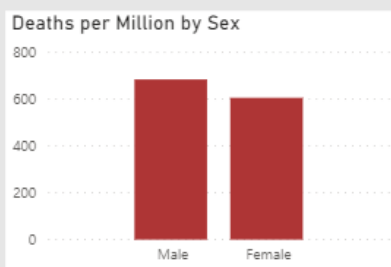
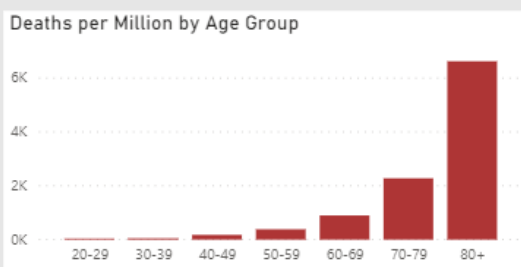
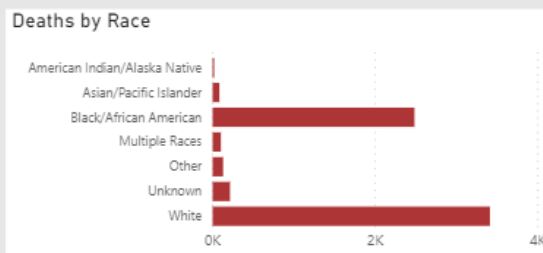
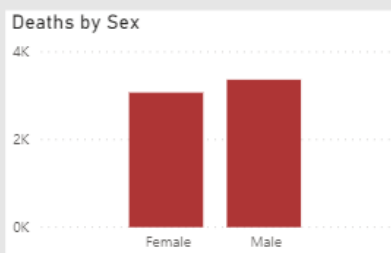
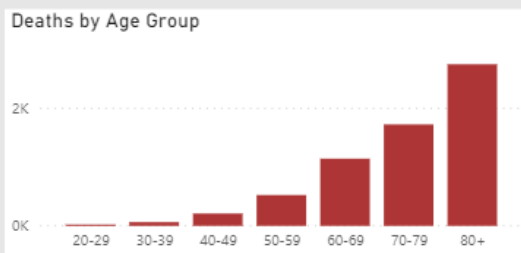


Deaths by Demographic Characteristics

Data are suppressed when the number of deaths is five or below to protect the confidentiality of individuals. The sum of the deaths for individual categories may be fewer than the total number of deaths due to data suppression. Rates are not calculated for multiple races, other, and unknown race categories due to the unavailability of an appropriate denominator.

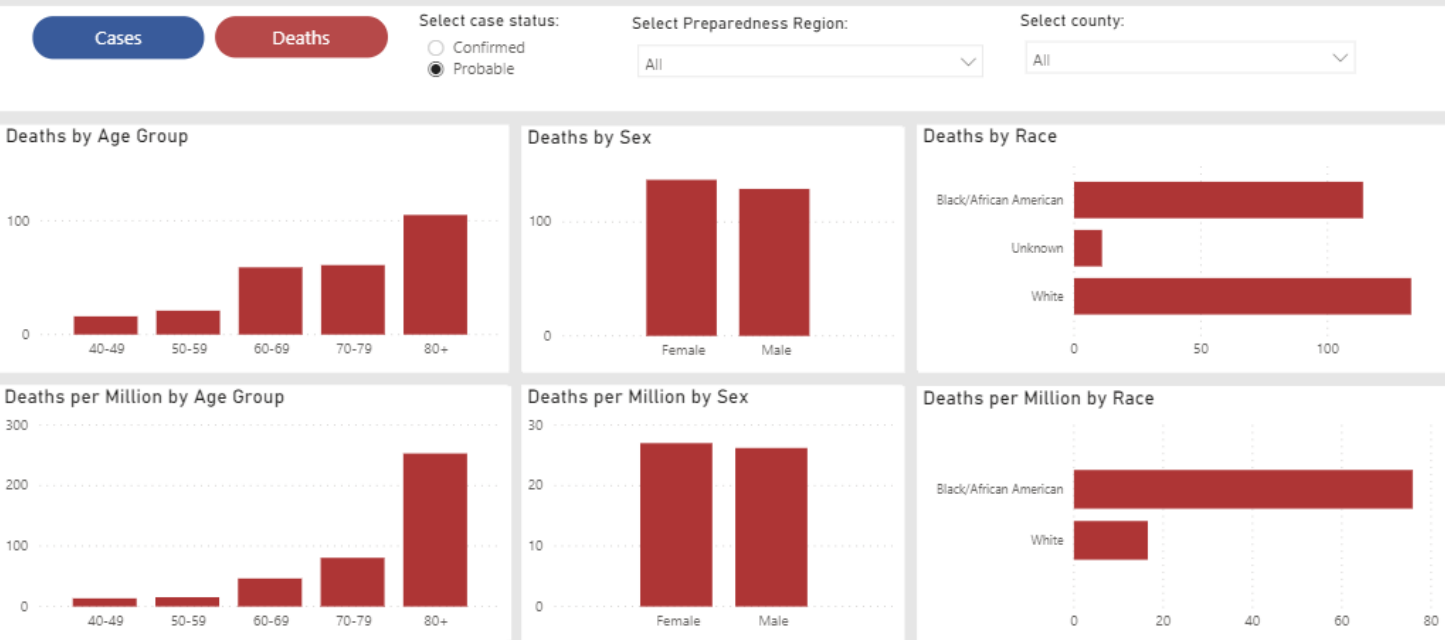
Cases Deaths
 Select case status:
 Confirmed Probable
 Select Preparedness Region:

Select county:



Deaths by Demographic Characteristics

Data are suppressed when the number of deaths is five or below to protect the confidentiality of individuals. The sum of the deaths for individual categories may be fewer than the total number of deaths due to data suppression. Rates are not calculated for multiple races, other, and unknown race categories due to the unavailability of an appropriate denominator.



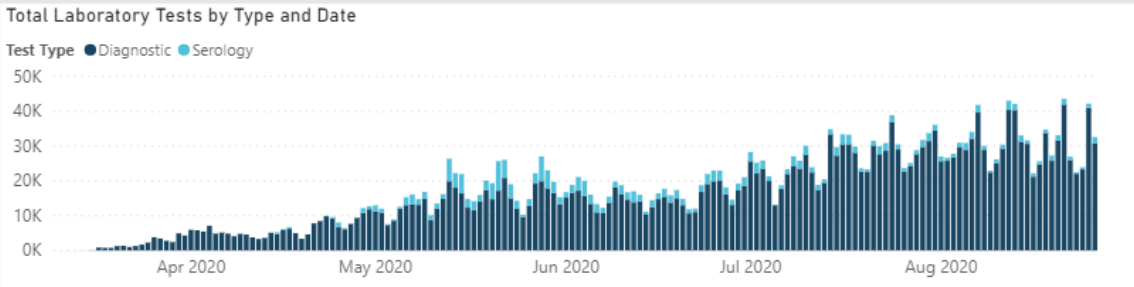
Select Preparedness Region:

Select County:

Total Covid-19 Laboratory Tests

Total testing includes both diagnostic tests which are used to determine if an individual currently has COVID-19 and serology testing which is used to determine if a person has antibodies to Covid-19.

Filter by Date:

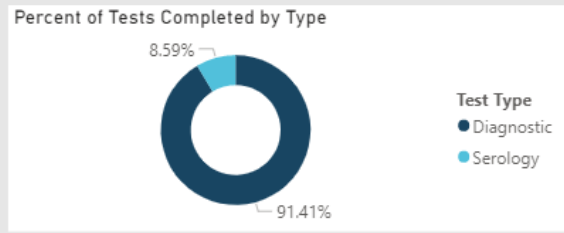


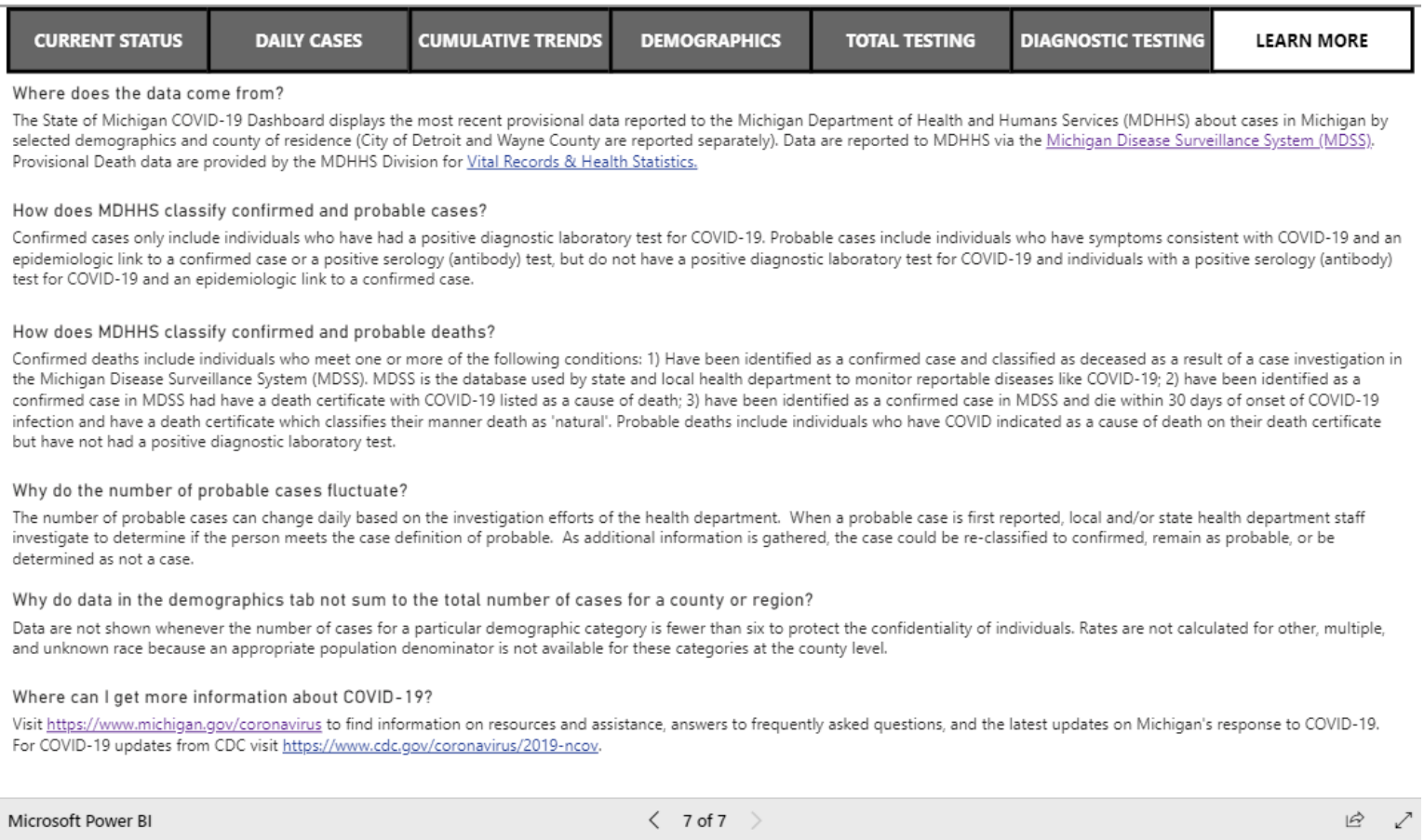
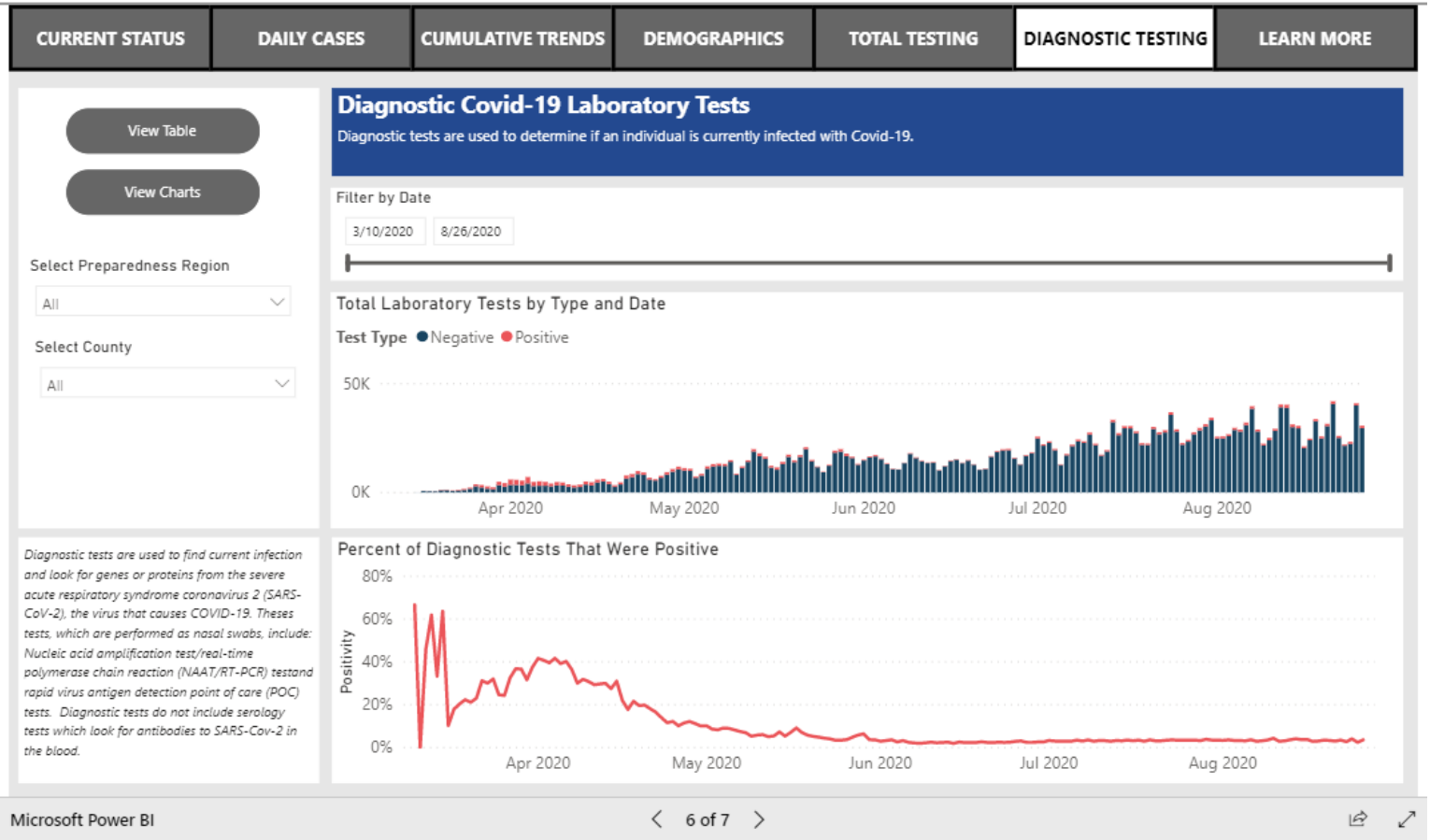
Diagnostic tests are used to find current infection and look for genes or proteins from the severe acute respiratory syndrome coronavirus 2 (SARS-CoV-2), the virus that causes COVID-19. These tests, which are performed as nasal swabs, include: Nucleic acid amplification test/real-time polymerase chain reaction (NAAT/RT-PCR) test and rapid virus antigen detection point of care (POC) tests.

Serology tests are used to look for the possibility of previous infection. Serology tests look for antibodies to SARS-CoV-2 in the blood. There are currently two types of serology tests: the enzyme-linked immunosorbent assay (ELISA) test and the rapid antibody detection POC test. Serology tests do not diagnose disease and do not guarantee immunity, but might provide information about previous infection.

Total Tests Completed to Date

| Test Type | Count | Tests per Million Residents |
|------------|-----------|-----------------------------|
| Diagnostic | 2,681,786 | 268,417 |
| Serology | 252,101 | 25,232 |
| Total | 2,933,887 | 293,649 |





PUBLIC USE DATASETS

Cases and Deaths by County

README

Includes total cases and deaths to date by case status (confirmed or probable) and county.

County is based on the county of residence.

Confirmed cases only include individuals who have had a positive diagnostic laboratory test for COVID-19.

Probable cases include individuals who have symptoms consistent with COVID-19 and an epidemiologic link to a confirmed case or a positive serology (antibody) test, but do not have a positive diagnostic laboratory test for COVID-19 and individuals with a positive serology (antibody) test for COVID-19 and an epidemiologic link to a confirmed case.

Confirmed deaths include individuals who meet one or more of the following conditions: 1) Have been identified as a confirmed case and classified as deceased as a result of a case investigation in the Michigan Disease Surveillance System (MDSS). MDSS is the database used by state and local health department to monitor reportable diseases like COVID-19; 2) have been identified as a confirmed case in MDSS had have a death certificate with COVID-19 listed as a cause of death; 3) have been identified as a confirmed case in MDSS and die within 30 days of onset of COVID-19 infection and have a death certificate which classifies their manner death as 'natural'.

Probable deaths include individuals who have COVID indicated as a cause of death on their death certificate but have not had a positive diagnostic laboratory test.

The number of probable cases can change daily based on information obtained through the health department investigation. Probable cases can be re-classified as a confirmed case or determined to not be a case.

CASES AND DEATHS BY COUNTY 2020-08-27

| Updated | COUNTY | ConfirmedCases | ConfirmedDeaths | ProbableCases | ProbableDeaths |
|---------------------|----------------|----------------|-----------------|---------------|----------------|
| 2020/08/27 13:25:34 | Alcona | 27 | 2 | 4 | 0 |
| 2020/08/27 13:25:34 | Alger | 16 | 0 | 1 | 0 |
| 2020/08/27 13:25:34 | Allegan | 553 | 6 | 63 | 0 |
| 2020/08/27 13:25:34 | Alpena | 118 | 14 | 14 | 0 |
| 2020/08/27 13:25:34 | Antrim | 47 | 0 | 8 | 0 |
| 2020/08/27 13:25:34 | Arenac | 46 | 3 | 6 | 0 |
| 2020/08/27 13:25:34 | Baraga | 6 | 0 | 2 | 0 |
| 2020/08/27 13:25:34 | Barry | 185 | 2 | 25 | 0 |
| 2020/08/27 13:25:34 | Bay | 708 | 41 | 84 | 0 |
| 2020/08/27 13:25:34 | Benzie | 39 | 2 | 3 | 0 |
| 2020/08/27 13:25:34 | Berrien | 1394 | 70 | 184 | 0 |
| 2020/08/27 13:25:34 | Branch | 397 | 3 | 37 | 0 |
| 2020/08/27 13:25:34 | Calhoun | 837 | 43 | 110 | 1 |
| 2020/08/27 13:25:34 | Cass | 371 | 16 | 27 | 0 |
| 2020/08/27 13:25:34 | Charlevoix | 64 | 2 | 5 | 0 |
| 2020/08/27 13:25:34 | Cheboygan | 57 | 2 | 12 | 0 |
| 2020/08/27 13:25:34 | Chippewa | 35 | 0 | 16 | 0 |
| 2020/08/27 13:25:34 | Clare | 88 | 3 | 11 | 0 |
| 2020/08/27 13:25:34 | Clinton | 396 | 13 | 73 | 0 |
| 2020/08/27 13:25:34 | Crawford | 104 | 5 | 9 | 0 |
| 2020/08/27 13:25:34 | Delta | 114 | 3 | 26 | 0 |
| 2020/08/27 13:25:34 | Dickinson | 62 | 2 | 1 | 0 |
| 2020/08/27 13:25:34 | Eaton | 443 | 8 | 60 | 0 |
| 2020/08/27 13:25:34 | Emmet | 104 | 2 | 10 | 0 |
| 2020/08/27 13:25:34 | Genesee | 3182 | 278 | 745 | 25 |
| 2020/08/27 13:25:34 | Gladwin | 68 | 2 | 7 | 0 |
| 2020/08/27 13:25:34 | Gogebic | 132 | 1 | 10 | 0 |
| 2020/08/27 13:25:34 | Grand Traverse | 298 | 6 | 31 | 0 |
| 2020/08/27 13:25:34 | Gratiot | 164 | 15 | 18 | 0 |
| 2020/08/27 13:25:34 | Hillsdale | 275 | 26 | 24 | 0 |
| 2020/08/27 13:25:34 | Houghton | 53 | 0 | 9 | 0 |
| 2020/08/27 13:25:34 | Huron | 168 | 4 | 29 | 0 |
| 2020/08/27 13:25:34 | Ingham | 1687 | 37 | 48 | 0 |
| 2020/08/27 13:25:34 | Ionia | 257 | 7 | 34 | 0 |
| 2020/08/27 13:25:34 | Iosco | 117 | 11 | 24 | 1 |
| 2020/08/27 13:25:34 | Iron | 27 | 1 | | |
| 2020/08/27 13:25:34 | Isabella | 363 | 9 | 43 | 0 |
| 2020/08/27 13:25:34 | Jackson | 774 | 39 | 23 | 1 |
| 2020/08/27 13:25:34 | Kalamazoo | 1744 | 85 | 146 | 2 |
| 2020/08/27 13:25:34 | Kalkaska | 50 | 4 | 13 | 0 |
| 2020/08/27 13:25:34 | Kent | 7557 | 159 | 727 | 3 |
| 2020/08/27 13:25:34 | Keweenaw | 2 | 0 | | |
| 2020/08/27 13:25:34 | Lake | 28 | 0 | 1 | 0 |
| 2020/08/27 13:25:34 | Lapeer | 438 | 34 | 83 | 1 |
| 2020/08/27 13:25:34 | Leelanau | 79 | 1 | 7 | 0 |
| 2020/08/27 13:25:34 | Lenawee | 482 | 13 | 47 | 0 |
| 2020/08/27 13:25:34 | Livingston | 895 | 28 | 171 | 1 |

| | | | | | |
|---------------------|--------------|-------|------|------|-----|
| 2020/08/27 13:25:34 | Luce | 4 | 0 | | |
| 2020/08/27 13:25:34 | Mackinac | 25 | 0 | 8 | 0 |
| 2020/08/27 13:25:34 | Macomb | 12012 | 926 | 442 | 38 |
| 2020/08/27 13:25:34 | Manistee | 45 | 1 | 6 | 0 |
| 2020/08/27 13:25:34 | Marquette | 204 | 11 | 35 | 0 |
| 2020/08/27 13:25:34 | Mason | 105 | 0 | 12 | 0 |
| 2020/08/27 13:25:34 | Mecosta | 76 | 2 | 7 | 0 |
| 2020/08/27 13:25:34 | Menominee | 205 | 0 | 29 | 0 |
| 2020/08/27 13:25:34 | Midland | 313 | 11 | 90 | 0 |
| 2020/08/27 13:25:34 | Missaukee | 29 | 1 | 14 | 0 |
| 2020/08/27 13:25:34 | Monroe | 1111 | 25 | 147 | 1 |
| 2020/08/27 13:25:34 | Montcalm | 197 | 3 | 20 | 0 |
| 2020/08/27 13:25:34 | Montmorency | 11 | 0 | 1 | 0 |
| 2020/08/27 13:25:34 | Muskegon | 1257 | 65 | 56 | 0 |
| 2020/08/27 13:25:34 | Newaygo | 277 | 0 | 13 | 0 |
| 2020/08/27 13:25:34 | Oakland | 14119 | 1114 | 3575 | 43 |
| 2020/08/27 13:25:34 | Oceana | 473 | 6 | 26 | 0 |
| 2020/08/27 13:25:34 | Ogemaw | 43 | 3 | 14 | 0 |
| 2020/08/27 13:25:34 | Ontonagon | 32 | 0 | 1 | 0 |
| 2020/08/27 13:25:34 | Osceola | 68 | 0 | 8 | 0 |
| 2020/08/27 13:25:34 | Oscoda | 22 | 1 | 7 | 0 |
| 2020/08/27 13:25:34 | Otsego | 122 | 11 | 22 | 0 |
| 2020/08/27 13:25:34 | Ottawa | 1925 | 58 | 117 | 5 |
| 2020/08/27 13:25:34 | Presque Isle | 19 | 1 | 2 | 0 |
| 2020/08/27 13:25:34 | Roscommon | 59 | 3 | 16 | 0 |
| 2020/08/27 13:25:34 | Saginaw | 2299 | 128 | 150 | 3 |
| 2020/08/27 13:25:34 | Sanilac | 118 | 6 | 5 | 1 |
| 2020/08/27 13:25:34 | Schoolcraft | 14 | 0 | 1 | 0 |
| 2020/08/27 13:25:34 | Shiawassee | 383 | 28 | 27 | 1 |
| 2020/08/27 13:25:34 | St Clair | 776 | 52 | 125 | 1 |
| 2020/08/27 13:25:34 | St Joseph | 584 | 11 | 87 | 0 |
| 2020/08/27 13:25:34 | Tuscola | 386 | 29 | 46 | 0 |
| 2020/08/27 13:25:34 | Van Buren | 524 | 13 | 65 | 1 |
| 2020/08/27 13:25:34 | Washtenaw | 2515 | 114 | 331 | 1 |
| 2020/08/27 13:25:34 | Wayne | 15460 | 1230 | 827 | 36 |
| 2020/08/27 13:25:34 | Wexford | 78 | 4 | 15 | 0 |
| 2020/08/27 13:25:34 | MDOC | 5178 | 70 | 7 | 0 |
| 2020/08/27 13:25:34 | FCI | 191 | 5 | 4 | 0 |
| 2020/08/27 13:25:34 | Out-of-State | 100 | 0 | 3 | 0 |
| 2020/08/27 13:25:34 | Unknown | 4 | 0 | 4 | 0 |
| 2020/08/27 13:25:34 | Detroit City | 13544 | 1506 | 989 | 100 |

PUBLIC USE DATASETS

Cases by Demographics Statewide

README

Includes the total number of confirmed and probable cases and confirmed and probable deaths to date by demographic characteristics

Confirmed cases only include individuals who have had a positive diagnostic laboratory test for COVID-19.

Probable cases include individuals who have symptoms consistent with COVID-19 and an epidemiologic link to a confirmed case or a positive serology (antibody) test, but do not have a positive diagnostic laboratory test for COVID-19 and individuals with a positive serology (antibody) test for COVID-19 and an epidemiologic link to a confirmed case.

Confirmed deaths include individuals who meet one or more of the following conditions: 1) Have been identified as a confirmed case and classified as deceased as a result of a case investigation in the Michigan Disease Surveillance System (MDSS). MDSS is the database used by state and local health department to monitor reportable diseases like COVID-19; 2) have been identified as a confirmed case in MDSS had have a death certificate with COVID-19 listed as a cause of death; 3) have been identified as a confirmed case in MDSS and die within 30 days of onset of COVID-19 infection and have a death certificate which classifies their manner death as 'natural'.

Probable deaths include individuals who have COVID indicated as a cause of death on their death certificate but have not had a positive diagnostic laboratory test.

The number of probable cases can change daily based on information obtained through the health department investigation. Probable cases can be re-classified as a confirmed case or determined to not be a case.

Data is suppressed when the number of cases or deaths in a single category is between one and five to protect the confidentiality of individuals.

CASES BY DEMOGRAPHICS STATEWIDE 2020-08-27

| CASE_STATUS | AgeCat | RaceCat | SEX | Cases | Deaths |
|-------------|---------|-------------------------------|--------|------------|------------|
| Confirmed | 0-9 | American Indian/Alaska Native | Female | 6 | 0 |
| Confirmed | 10-19 | American Indian/Alaska Native | Female | 22 | 0 |
| Confirmed | 20-29 | American Indian/Alaska Native | Female | 41 | 0 |
| Confirmed | 30-39 | American Indian/Alaska Native | Female | 37 | 0 |
| Confirmed | 40-49 | American Indian/Alaska Native | Female | 40 | 0 |
| Confirmed | 50-59 | American Indian/Alaska Native | Female | 47 | 0 |
| Confirmed | 60-69 | American Indian/Alaska Native | Female | 20 | Suppressed |
| Confirmed | 70-79 | American Indian/Alaska Native | Female | 18 | Suppressed |
| Confirmed | 80+ | American Indian/Alaska Native | Female | 6 | Suppressed |
| Confirmed | Unknown | American Indian/Alaska Native | Female | 0 | 0 |
| Confirmed | 0-9 | Asian/Pacific Islander | Female | 17 | 0 |
| Confirmed | 10-19 | Asian/Pacific Islander | Female | 50 | 0 |
| Confirmed | 20-29 | Asian/Pacific Islander | Female | 164 | 0 |
| Confirmed | 30-39 | Asian/Pacific Islander | Female | 206 | 0 |
| Confirmed | 40-49 | Asian/Pacific Islander | Female | 202 | 0 |
| Confirmed | 50-59 | Asian/Pacific Islander | Female | 166 | Suppressed |
| Confirmed | 60-69 | Asian/Pacific Islander | Female | 101 | Suppressed |
| Confirmed | 70-79 | Asian/Pacific Islander | Female | 50 | 11 |
| Confirmed | 80+ | Asian/Pacific Islander | Female | 55 | 22 |
| Confirmed | Unknown | Asian/Pacific Islander | Female | 0 | 0 |
| Confirmed | 0-9 | Black/African American | Female | 168 | Suppressed |
| Confirmed | 10-19 | Black/African American | Female | 437 | Suppressed |
| Confirmed | 20-29 | Black/African American | Female | 1952 | Suppressed |
| Confirmed | 30-39 | Black/African American | Female | 1948 | 8 |
| Confirmed | 40-49 | Black/African American | Female | 2106 | 52 |
| Confirmed | 50-59 | Black/African American | Female | 2040 | 105 |
| Confirmed | 60-69 | Black/African American | Female | 1865 | 228 |
| Confirmed | 70-79 | Black/African American | Female | 1287 | 312 |
| Confirmed | 80+ | Black/African American | Female | 1013 | 417 |
| Confirmed | Unknown | Black/African American | Female | Suppressed | 0 |
| Confirmed | 0-9 | Multiple Races | Female | 65 | 0 |
| Confirmed | 10-19 | Multiple Races | Female | 271 | 0 |
| Confirmed | 20-29 | Multiple Races | Female | 717 | 0 |
| Confirmed | 30-39 | Multiple Races | Female | 591 | 0 |
| Confirmed | 40-49 | Multiple Races | Female | 688 | Suppressed |
| Confirmed | 50-59 | Multiple Races | Female | 722 | Suppressed |
| Confirmed | 60-69 | Multiple Races | Female | 446 | Suppressed |
| Confirmed | 70-79 | Multiple Races | Female | 208 | 12 |
| Confirmed | 80+ | Multiple Races | Female | 204 | 22 |
| Confirmed | Unknown | Multiple Races | Female | Suppressed | 0 |
| Confirmed | 0-9 | Other | Female | 116 | 0 |
| Confirmed | 10-19 | Other | Female | 329 | 0 |
| Confirmed | 20-29 | Other | Female | 702 | 0 |
| Confirmed | 30-39 | Other | Female | 543 | Suppressed |
| Confirmed | 40-49 | Other | Female | 542 | Suppressed |
| Confirmed | 50-59 | Other | Female | 368 | Suppressed |
| Confirmed | 60-69 | Other | Female | 238 | 14 |

| | | | | | |
|-----------|---------|-------------------------------|--------|------------|------------|
| Confirmed | 70-79 | Other | Female | 124 | 14 |
| Confirmed | 80+ | Other | Female | 105 | 22 |
| Confirmed | Unknown | Other | Female | 0 | 0 |
| Confirmed | 0-9 | Unknown | Female | 105 | 0 |
| Confirmed | 10-19 | Unknown | Female | 604 | 0 |
| Confirmed | 20-29 | Unknown | Female | 1215 | 0 |
| Confirmed | 30-39 | Unknown | Female | 1015 | 0 |
| Confirmed | 40-49 | Unknown | Female | 1147 | Suppressed |
| Confirmed | 50-59 | Unknown | Female | 1149 | 6 |
| Confirmed | 60-69 | Unknown | Female | 859 | 16 |
| Confirmed | 70-79 | Unknown | Female | 486 | 25 |
| Confirmed | 80+ | Unknown | Female | 553 | 50 |
| Confirmed | Unknown | Unknown | Female | 7 | 0 |
| Confirmed | 0-9 | White | Female | 354 | 0 |
| Confirmed | 10-19 | White | Female | 1905 | 0 |
| Confirmed | 20-29 | White | Female | 4356 | Suppressed |
| Confirmed | 30-39 | White | Female | 3025 | 8 |
| Confirmed | 40-49 | White | Female | 3088 | 22 |
| Confirmed | 50-59 | White | Female | 3427 | 67 |
| Confirmed | 60-69 | White | Female | 2735 | 168 |
| Confirmed | 70-79 | White | Female | 2011 | 374 |
| Confirmed | 80+ | White | Female | 3040 | 1055 |
| Confirmed | Unknown | White | Female | 12 | 0 |
| Confirmed | 0-9 | American Indian/Alaska Native | Male | 9 | 0 |
| Confirmed | 10-19 | American Indian/Alaska Native | Male | 8 | 0 |
| Confirmed | 20-29 | American Indian/Alaska Native | Male | 33 | 0 |
| Confirmed | 30-39 | American Indian/Alaska Native | Male | 34 | 0 |
| Confirmed | 40-49 | American Indian/Alaska Native | Male | 42 | 0 |
| Confirmed | 50-59 | American Indian/Alaska Native | Male | 37 | Suppressed |
| Confirmed | 60-69 | American Indian/Alaska Native | Male | 26 | 6 |
| Confirmed | 70-79 | American Indian/Alaska Native | Male | 16 | 6 |
| Confirmed | 80+ | American Indian/Alaska Native | Male | Suppressed | Suppressed |
| Confirmed | Unknown | American Indian/Alaska Native | Male | 0 | 0 |
| Confirmed | 0-9 | Asian/Pacific Islander | Male | 33 | 0 |
| Confirmed | 10-19 | Asian/Pacific Islander | Male | 42 | 0 |
| Confirmed | 20-29 | Asian/Pacific Islander | Male | 176 | 0 |
| Confirmed | 30-39 | Asian/Pacific Islander | Male | 186 | Suppressed |
| Confirmed | 40-49 | Asian/Pacific Islander | Male | 160 | Suppressed |
| Confirmed | 50-59 | Asian/Pacific Islander | Male | 135 | Suppressed |
| Confirmed | 60-69 | Asian/Pacific Islander | Male | 100 | 11 |
| Confirmed | 70-79 | Asian/Pacific Islander | Male | 47 | 14 |
| Confirmed | 80+ | Asian/Pacific Islander | Male | 33 | 16 |
| Confirmed | Unknown | Asian/Pacific Islander | Male | 0 | 0 |
| Confirmed | 0-9 | Black/African American | Male | 156 | 0 |
| Confirmed | 10-19 | Black/African American | Male | 403 | 0 |
| Confirmed | 20-29 | Black/African American | Male | 1441 | 9 |
| Confirmed | 30-39 | Black/African American | Male | 1575 | 27 |
| Confirmed | 40-49 | Black/African American | Male | 1752 | 70 |
| Confirmed | 50-59 | Black/African American | Male | 2097 | 191 |
| Confirmed | 60-69 | Black/African American | Male | 2003 | 340 |

| | | | | | |
|-----------|---------|-------------------------------|---------|------------|------------|
| Confirmed | 70-79 | Black/African American | Male | 1279 | 414 |
| Confirmed | 80+ | Black/African American | Male | 593 | 302 |
| Confirmed | Unknown | Black/African American | Male | Suppressed | 0 |
| Confirmed | 0-9 | Multiple Races | Male | 79 | 0 |
| Confirmed | 10-19 | Multiple Races | Male | 254 | 0 |
| Confirmed | 20-29 | Multiple Races | Male | 551 | 0 |
| Confirmed | 30-39 | Multiple Races | Male | 473 | 0 |
| Confirmed | 40-49 | Multiple Races | Male | 504 | Suppressed |
| Confirmed | 50-59 | Multiple Races | Male | 521 | Suppressed |
| Confirmed | 60-69 | Multiple Races | Male | 378 | 21 |
| Confirmed | 70-79 | Multiple Races | Male | 188 | 15 |
| Confirmed | 80+ | Multiple Races | Male | 87 | 17 |
| Confirmed | Unknown | Multiple Races | Male | 0 | 0 |
| Confirmed | 0-9 | Other | Male | 148 | 0 |
| Confirmed | 10-19 | Other | Male | 344 | 0 |
| Confirmed | 20-29 | Other | Male | 697 | Suppressed |
| Confirmed | 30-39 | Other | Male | 664 | Suppressed |
| Confirmed | 40-49 | Other | Male | 578 | Suppressed |
| Confirmed | 50-59 | Other | Male | 421 | 9 |
| Confirmed | 60-69 | Other | Male | 254 | 24 |
| Confirmed | 70-79 | Other | Male | 129 | 18 |
| Confirmed | 80+ | Other | Male | 53 | 12 |
| Confirmed | Unknown | Other | Male | Suppressed | 0 |
| Confirmed | 0-9 | Unknown | Male | 141 | 0 |
| Confirmed | 10-19 | Unknown | Male | 636 | 0 |
| Confirmed | 20-29 | Unknown | Male | 1304 | Suppressed |
| Confirmed | 30-39 | Unknown | Male | 1215 | Suppressed |
| Confirmed | 40-49 | Unknown | Male | 1301 | 11 |
| Confirmed | 50-59 | Unknown | Male | 1274 | 10 |
| Confirmed | 60-69 | Unknown | Male | 897 | 21 |
| Confirmed | 70-79 | Unknown | Male | 439 | 26 |
| Confirmed | 80+ | Unknown | Male | 269 | 41 |
| Confirmed | Unknown | Unknown | Male | 8 | 0 |
| Confirmed | 0-9 | White | Male | 412 | 0 |
| Confirmed | 10-19 | White | Male | 1637 | Suppressed |
| Confirmed | 20-29 | White | Male | 3451 | Suppressed |
| Confirmed | 30-39 | White | Male | 2913 | 13 |
| Confirmed | 40-49 | White | Male | 2855 | 38 |
| Confirmed | 50-59 | White | Male | 3430 | 120 |
| Confirmed | 60-69 | White | Male | 2976 | 286 |
| Confirmed | 70-79 | White | Male | 2028 | 482 |
| Confirmed | 80+ | White | Male | 1654 | 769 |
| Confirmed | Unknown | White | Male | 7 | 0 |
| Confirmed | 0-9 | American Indian/Alaska Native | Unknown | 0 | 0 |
| Confirmed | 10-19 | American Indian/Alaska Native | Unknown | 0 | 0 |
| Confirmed | 20-29 | American Indian/Alaska Native | Unknown | 0 | 0 |
| Confirmed | 30-39 | American Indian/Alaska Native | Unknown | 0 | 0 |
| Confirmed | 40-49 | American Indian/Alaska Native | Unknown | 0 | 0 |
| Confirmed | 50-59 | American Indian/Alaska Native | Unknown | 0 | 0 |
| Confirmed | 60-69 | American Indian/Alaska Native | Unknown | 0 | 0 |

| | | | | | |
|-----------|---------|-------------------------------|---------|------------|---|
| Confirmed | 70-79 | American Indian/Alaska Native | Unknown | 0 | 0 |
| Confirmed | 80+ | American Indian/Alaska Native | Unknown | 0 | 0 |
| Confirmed | Unknown | American Indian/Alaska Native | Unknown | 0 | 0 |
| Confirmed | 0-9 | Asian/Pacific Islander | Unknown | 0 | 0 |
| Confirmed | 10-19 | Asian/Pacific Islander | Unknown | 0 | 0 |
| Confirmed | 20-29 | Asian/Pacific Islander | Unknown | 0 | 0 |
| Confirmed | 30-39 | Asian/Pacific Islander | Unknown | Suppressed | 0 |
| Confirmed | 40-49 | Asian/Pacific Islander | Unknown | 0 | 0 |
| Confirmed | 50-59 | Asian/Pacific Islander | Unknown | 0 | 0 |
| Confirmed | 60-69 | Asian/Pacific Islander | Unknown | 0 | 0 |
| Confirmed | 70-79 | Asian/Pacific Islander | Unknown | 0 | 0 |
| Confirmed | 80+ | Asian/Pacific Islander | Unknown | 0 | 0 |
| Confirmed | Unknown | Asian/Pacific Islander | Unknown | 0 | 0 |
| Confirmed | 0-9 | Black/African American | Unknown | 0 | 0 |
| Confirmed | 10-19 | Black/African American | Unknown | Suppressed | 0 |
| Confirmed | 20-29 | Black/African American | Unknown | Suppressed | 0 |
| Confirmed | 30-39 | Black/African American | Unknown | Suppressed | 0 |
| Confirmed | 40-49 | Black/African American | Unknown | Suppressed | 0 |
| Confirmed | 50-59 | Black/African American | Unknown | Suppressed | 0 |
| Confirmed | 60-69 | Black/African American | Unknown | Suppressed | 0 |
| Confirmed | 70-79 | Black/African American | Unknown | Suppressed | 0 |
| Confirmed | 80+ | Black/African American | Unknown | Suppressed | 0 |
| Confirmed | Unknown | Black/African American | Unknown | 0 | 0 |
| Confirmed | 0-9 | Multiple Races | Unknown | 0 | 0 |
| Confirmed | 10-19 | Multiple Races | Unknown | Suppressed | 0 |
| Confirmed | 20-29 | Multiple Races | Unknown | Suppressed | 0 |
| Confirmed | 30-39 | Multiple Races | Unknown | Suppressed | 0 |
| Confirmed | 40-49 | Multiple Races | Unknown | 0 | 0 |
| Confirmed | 50-59 | Multiple Races | Unknown | Suppressed | 0 |
| Confirmed | 60-69 | Multiple Races | Unknown | Suppressed | 0 |
| Confirmed | 70-79 | Multiple Races | Unknown | Suppressed | 0 |
| Confirmed | 80+ | Multiple Races | Unknown | 0 | 0 |
| Confirmed | Unknown | Multiple Races | Unknown | Suppressed | 0 |
| Confirmed | 0-9 | Other | Unknown | Suppressed | 0 |
| Confirmed | 10-19 | Other | Unknown | Suppressed | 0 |
| Confirmed | 20-29 | Other | Unknown | 0 | 0 |
| Confirmed | 30-39 | Other | Unknown | Suppressed | 0 |
| Confirmed | 40-49 | Other | Unknown | Suppressed | 0 |
| Confirmed | 50-59 | Other | Unknown | Suppressed | 0 |
| Confirmed | 60-69 | Other | Unknown | Suppressed | 0 |
| Confirmed | 70-79 | Other | Unknown | 0 | 0 |
| Confirmed | 80+ | Other | Unknown | 0 | 0 |
| Confirmed | Unknown | Other | Unknown | Suppressed | 0 |
| Confirmed | 0-9 | Unknown | Unknown | 6 | 0 |
| Confirmed | 10-19 | Unknown | Unknown | 7 | 0 |
| Confirmed | 20-29 | Unknown | Unknown | 34 | 0 |
| Confirmed | 30-39 | Unknown | Unknown | 22 | 0 |
| Confirmed | 40-49 | Unknown | Unknown | 31 | 0 |
| Confirmed | 50-59 | Unknown | Unknown | 24 | 0 |
| Confirmed | 60-69 | Unknown | Unknown | 10 | 0 |

| | | | | | |
|-----------|---------|-------------------------------|---------|------------|------------|
| Confirmed | 70-79 | Unknown | Unknown | Suppressed | 0 |
| Confirmed | 80+ | Unknown | Unknown | 7 | 0 |
| Confirmed | Unknown | Unknown | Unknown | 6 | 0 |
| Confirmed | 0-9 | White | Unknown | 0 | 0 |
| Confirmed | 10-19 | White | Unknown | Suppressed | 0 |
| Confirmed | 20-29 | White | Unknown | 8 | 0 |
| Confirmed | 30-39 | White | Unknown | 6 | 0 |
| Confirmed | 40-49 | White | Unknown | Suppressed | 0 |
| Confirmed | 50-59 | White | Unknown | Suppressed | 0 |
| Confirmed | 60-69 | White | Unknown | Suppressed | 0 |
| Confirmed | 70-79 | White | Unknown | Suppressed | 0 |
| Confirmed | 80+ | White | Unknown | Suppressed | 0 |
| Confirmed | Unknown | White | Unknown | 0 | 0 |
| Probable | 0-9 | American Indian/Alaska Native | Female | Suppressed | 0 |
| Probable | 10-19 | American Indian/Alaska Native | Female | 0 | 0 |
| Probable | 20-29 | American Indian/Alaska Native | Female | Suppressed | 0 |
| Probable | 30-39 | American Indian/Alaska Native | Female | Suppressed | 0 |
| Probable | 40-49 | American Indian/Alaska Native | Female | Suppressed | 0 |
| Probable | 50-59 | American Indian/Alaska Native | Female | Suppressed | 0 |
| Probable | 60-69 | American Indian/Alaska Native | Female | Suppressed | 0 |
| Probable | 70-79 | American Indian/Alaska Native | Female | Suppressed | 0 |
| Probable | 80+ | American Indian/Alaska Native | Female | 0 | 0 |
| Probable | Unknown | American Indian/Alaska Native | Female | 0 | 0 |
| Probable | 0-9 | Asian/Pacific Islander | Female | 9 | 0 |
| Probable | 10-19 | Asian/Pacific Islander | Female | 8 | 0 |
| Probable | 20-29 | Asian/Pacific Islander | Female | 20 | 0 |
| Probable | 30-39 | Asian/Pacific Islander | Female | 16 | 0 |
| Probable | 40-49 | Asian/Pacific Islander | Female | 6 | 0 |
| Probable | 50-59 | Asian/Pacific Islander | Female | 11 | 0 |
| Probable | 60-69 | Asian/Pacific Islander | Female | Suppressed | 0 |
| Probable | 70-79 | Asian/Pacific Islander | Female | Suppressed | 0 |
| Probable | 80+ | Asian/Pacific Islander | Female | 0 | 0 |
| Probable | Unknown | Asian/Pacific Islander | Female | Suppressed | 0 |
| Probable | 0-9 | Black/African American | Female | 20 | 0 |
| Probable | 10-19 | Black/African American | Female | 39 | 0 |
| Probable | 20-29 | Black/African American | Female | 110 | 0 |
| Probable | 30-39 | Black/African American | Female | 89 | 0 |
| Probable | 40-49 | Black/African American | Female | 121 | Suppressed |
| Probable | 50-59 | Black/African American | Female | 130 | 6 |
| Probable | 60-69 | Black/African American | Female | 108 | 11 |
| Probable | 70-79 | Black/African American | Female | 44 | 10 |
| Probable | 80+ | Black/African American | Female | 30 | 20 |
| Probable | Unknown | Black/African American | Female | Suppressed | 0 |
| Probable | 0-9 | Multiple Races | Female | 15 | 0 |
| Probable | 10-19 | Multiple Races | Female | 21 | 0 |
| Probable | 20-29 | Multiple Races | Female | 42 | 0 |
| Probable | 30-39 | Multiple Races | Female | 21 | 0 |
| Probable | 40-49 | Multiple Races | Female | 49 | 0 |
| Probable | 50-59 | Multiple Races | Female | 53 | 0 |
| Probable | 60-69 | Multiple Races | Female | 38 | 0 |

| | | | | | |
|----------|---------|-------------------------------|--------|------------|------------|
| Probable | 70-79 | Multiple Races | Female | 11 | 0 |
| Probable | 80+ | Multiple Races | Female | Suppressed | Suppressed |
| Probable | Unknown | Multiple Races | Female | 10 | 0 |
| Probable | 0-9 | Other | Female | 19 | 0 |
| Probable | 10-19 | Other | Female | 33 | 0 |
| Probable | 20-29 | Other | Female | 34 | 0 |
| Probable | 30-39 | Other | Female | 39 | 0 |
| Probable | 40-49 | Other | Female | 30 | 0 |
| Probable | 50-59 | Other | Female | 24 | Suppressed |
| Probable | 60-69 | Other | Female | 15 | Suppressed |
| Probable | 70-79 | Other | Female | 8 | 0 |
| Probable | 80+ | Other | Female | Suppressed | 0 |
| Probable | Unknown | Other | Female | Suppressed | 0 |
| Probable | 0-9 | Unknown | Female | 36 | 0 |
| Probable | 10-19 | Unknown | Female | 150 | 0 |
| Probable | 20-29 | Unknown | Female | 354 | 0 |
| Probable | 30-39 | Unknown | Female | 294 | 0 |
| Probable | 40-49 | Unknown | Female | 390 | 0 |
| Probable | 50-59 | Unknown | Female | 403 | 0 |
| Probable | 60-69 | Unknown | Female | 327 | Suppressed |
| Probable | 70-79 | Unknown | Female | 137 | 0 |
| Probable | 80+ | Unknown | Female | 68 | Suppressed |
| Probable | Unknown | Unknown | Female | 30 | 0 |
| Probable | 0-9 | White | Female | 115 | 0 |
| Probable | 10-19 | White | Female | 220 | 0 |
| Probable | 20-29 | White | Female | 351 | 0 |
| Probable | 30-39 | White | Female | 286 | 0 |
| Probable | 40-49 | White | Female | 344 | Suppressed |
| Probable | 50-59 | White | Female | 376 | Suppressed |
| Probable | 60-69 | White | Female | 241 | 15 |
| Probable | 70-79 | White | Female | 129 | 16 |
| Probable | 80+ | White | Female | 91 | 41 |
| Probable | Unknown | White | Female | 32 | 0 |
| Probable | 0-9 | American Indian/Alaska Native | Male | 0 | 0 |
| Probable | 10-19 | American Indian/Alaska Native | Male | Suppressed | 0 |
| Probable | 20-29 | American Indian/Alaska Native | Male | Suppressed | 0 |
| Probable | 30-39 | American Indian/Alaska Native | Male | 0 | 0 |
| Probable | 40-49 | American Indian/Alaska Native | Male | Suppressed | 0 |
| Probable | 50-59 | American Indian/Alaska Native | Male | Suppressed | 0 |
| Probable | 60-69 | American Indian/Alaska Native | Male | Suppressed | 0 |
| Probable | 70-79 | American Indian/Alaska Native | Male | 0 | 0 |
| Probable | 80+ | American Indian/Alaska Native | Male | Suppressed | Suppressed |
| Probable | Unknown | American Indian/Alaska Native | Male | 0 | 0 |
| Probable | 0-9 | Asian/Pacific Islander | Male | 11 | 0 |
| Probable | 10-19 | Asian/Pacific Islander | Male | Suppressed | 0 |
| Probable | 20-29 | Asian/Pacific Islander | Male | 13 | 0 |
| Probable | 30-39 | Asian/Pacific Islander | Male | 18 | 0 |
| Probable | 40-49 | Asian/Pacific Islander | Male | Suppressed | 0 |
| Probable | 50-59 | Asian/Pacific Islander | Male | 7 | 0 |
| Probable | 60-69 | Asian/Pacific Islander | Male | Suppressed | 0 |

| | | | | | |
|----------|---------|------------------------|------|------------|------------|
| Probable | 70-79 | Asian/Pacific Islander | Male | Suppressed | 0 |
| Probable | 80+ | Asian/Pacific Islander | Male | 0 | 0 |
| Probable | Unknown | Asian/Pacific Islander | Male | 0 | 0 |
| Probable | 0-9 | Black/African American | Male | 31 | 0 |
| Probable | 10-19 | Black/African American | Male | 33 | 0 |
| Probable | 20-29 | Black/African American | Male | 55 | 0 |
| Probable | 30-39 | Black/African American | Male | 51 | 0 |
| Probable | 40-49 | Black/African American | Male | 53 | 7 |
| Probable | 50-59 | Black/African American | Male | 82 | 6 |
| Probable | 60-69 | Black/African American | Male | 76 | 15 |
| Probable | 70-79 | Black/African American | Male | 43 | 23 |
| Probable | 80+ | Black/African American | Male | 17 | 13 |
| Probable | Unknown | Black/African American | Male | Suppressed | 0 |
| Probable | 0-9 | Multiple Races | Male | 16 | 0 |
| Probable | 10-19 | Multiple Races | Male | 20 | 0 |
| Probable | 20-29 | Multiple Races | Male | 30 | 0 |
| Probable | 30-39 | Multiple Races | Male | 33 | 0 |
| Probable | 40-49 | Multiple Races | Male | 42 | 0 |
| Probable | 50-59 | Multiple Races | Male | 30 | 0 |
| Probable | 60-69 | Multiple Races | Male | 20 | 0 |
| Probable | 70-79 | Multiple Races | Male | 11 | 0 |
| Probable | 80+ | Multiple Races | Male | Suppressed | Suppressed |
| Probable | Unknown | Multiple Races | Male | 7 | 0 |
| Probable | 0-9 | Other | Male | 19 | 0 |
| Probable | 10-19 | Other | Male | 35 | 0 |
| Probable | 20-29 | Other | Male | 39 | 0 |
| Probable | 30-39 | Other | Male | 28 | 0 |
| Probable | 40-49 | Other | Male | 22 | 0 |
| Probable | 50-59 | Other | Male | 19 | 0 |
| Probable | 60-69 | Other | Male | 16 | Suppressed |
| Probable | 70-79 | Other | Male | 6 | Suppressed |
| Probable | 80+ | Other | Male | Suppressed | 0 |
| Probable | Unknown | Other | Male | Suppressed | 0 |
| Probable | 0-9 | Unknown | Male | 39 | 0 |
| Probable | 10-19 | Unknown | Male | 153 | 0 |
| Probable | 20-29 | Unknown | Male | 276 | 0 |
| Probable | 30-39 | Unknown | Male | 288 | Suppressed |
| Probable | 40-49 | Unknown | Male | 274 | Suppressed |
| Probable | 50-59 | Unknown | Male | 299 | 0 |
| Probable | 60-69 | Unknown | Male | 223 | Suppressed |
| Probable | 70-79 | Unknown | Male | 89 | Suppressed |
| Probable | 80+ | Unknown | Male | 39 | Suppressed |
| Probable | Unknown | Unknown | Male | 22 | 0 |
| Probable | 0-9 | White | Male | 137 | 0 |
| Probable | 10-19 | White | Male | 212 | 0 |
| Probable | 20-29 | White | Male | 278 | Suppressed |
| Probable | 30-39 | White | Male | 222 | Suppressed |
| Probable | 40-49 | White | Male | 223 | Suppressed |
| Probable | 50-59 | White | Male | 283 | Suppressed |
| Probable | 60-69 | White | Male | 206 | 12 |

| | | | | | |
|----------|---------|-------------------------------|---------|------------|----|
| Probable | 70-79 | White | Male | 82 | 10 |
| Probable | 80+ | White | Male | 60 | 23 |
| Probable | Unknown | White | Male | 15 | 0 |
| Probable | 0-9 | American Indian/Alaska Native | Unknown | 0 | 0 |
| Probable | 10-19 | American Indian/Alaska Native | Unknown | 0 | 0 |
| Probable | 20-29 | American Indian/Alaska Native | Unknown | Suppressed | 0 |
| Probable | 30-39 | American Indian/Alaska Native | Unknown | 0 | 0 |
| Probable | 40-49 | American Indian/Alaska Native | Unknown | 0 | 0 |
| Probable | 50-59 | American Indian/Alaska Native | Unknown | 0 | 0 |
| Probable | 60-69 | American Indian/Alaska Native | Unknown | 0 | 0 |
| Probable | 70-79 | American Indian/Alaska Native | Unknown | 0 | 0 |
| Probable | 80+ | American Indian/Alaska Native | Unknown | 0 | 0 |
| Probable | Unknown | American Indian/Alaska Native | Unknown | 0 | 0 |
| Probable | 0-9 | Asian/Pacific Islander | Unknown | 0 | 0 |
| Probable | 10-19 | Asian/Pacific Islander | Unknown | 0 | 0 |
| Probable | 20-29 | Asian/Pacific Islander | Unknown | 0 | 0 |
| Probable | 30-39 | Asian/Pacific Islander | Unknown | 0 | 0 |
| Probable | 40-49 | Asian/Pacific Islander | Unknown | 0 | 0 |
| Probable | 50-59 | Asian/Pacific Islander | Unknown | 0 | 0 |
| Probable | 60-69 | Asian/Pacific Islander | Unknown | 0 | 0 |
| Probable | 70-79 | Asian/Pacific Islander | Unknown | 0 | 0 |
| Probable | 80+ | Asian/Pacific Islander | Unknown | 0 | 0 |
| Probable | Unknown | Asian/Pacific Islander | Unknown | 0 | 0 |
| Probable | 0-9 | Black/African American | Unknown | 0 | 0 |
| Probable | 10-19 | Black/African American | Unknown | 0 | 0 |
| Probable | 20-29 | Black/African American | Unknown | 0 | 0 |
| Probable | 30-39 | Black/African American | Unknown | 0 | 0 |
| Probable | 40-49 | Black/African American | Unknown | 0 | 0 |
| Probable | 50-59 | Black/African American | Unknown | 0 | 0 |
| Probable | 60-69 | Black/African American | Unknown | Suppressed | 0 |
| Probable | 70-79 | Black/African American | Unknown | 0 | 0 |
| Probable | 80+ | Black/African American | Unknown | 0 | 0 |
| Probable | Unknown | Black/African American | Unknown | Suppressed | 0 |
| Probable | 0-9 | Multiple Races | Unknown | Suppressed | 0 |
| Probable | 10-19 | Multiple Races | Unknown | 0 | 0 |
| Probable | 20-29 | Multiple Races | Unknown | Suppressed | 0 |
| Probable | 30-39 | Multiple Races | Unknown | Suppressed | 0 |
| Probable | 40-49 | Multiple Races | Unknown | Suppressed | 0 |
| Probable | 50-59 | Multiple Races | Unknown | Suppressed | 0 |
| Probable | 60-69 | Multiple Races | Unknown | Suppressed | 0 |
| Probable | 70-79 | Multiple Races | Unknown | 0 | 0 |
| Probable | 80+ | Multiple Races | Unknown | 0 | 0 |
| Probable | Unknown | Multiple Races | Unknown | 0 | 0 |
| Probable | 0-9 | Other | Unknown | 0 | 0 |
| Probable | 10-19 | Other | Unknown | 0 | 0 |
| Probable | 20-29 | Other | Unknown | 0 | 0 |
| Probable | 30-39 | Other | Unknown | 0 | 0 |
| Probable | 40-49 | Other | Unknown | 0 | 0 |
| Probable | 50-59 | Other | Unknown | 0 | 0 |
| Probable | 60-69 | Other | Unknown | 0 | 0 |

| | | | | | |
|----------|---------|---------|---------|------------|---|
| Probable | 70-79 | Other | Unknown | 0 | 0 |
| Probable | 80+ | Other | Unknown | 0 | 0 |
| Probable | Unknown | Other | Unknown | 0 | 0 |
| Probable | 0-9 | Unknown | Unknown | 7 | 0 |
| Probable | 10-19 | Unknown | Unknown | 12 | 0 |
| Probable | 20-29 | Unknown | Unknown | 14 | 0 |
| Probable | 30-39 | Unknown | Unknown | 18 | 0 |
| Probable | 40-49 | Unknown | Unknown | 16 | 0 |
| Probable | 50-59 | Unknown | Unknown | 11 | 0 |
| Probable | 60-69 | Unknown | Unknown | 11 | 0 |
| Probable | 70-79 | Unknown | Unknown | Suppressed | 0 |
| Probable | 80+ | Unknown | Unknown | Suppressed | 0 |
| Probable | Unknown | Unknown | Unknown | 280 | 0 |
| Probable | 0-9 | White | Unknown | Suppressed | 0 |
| Probable | 10-19 | White | Unknown | 0 | 0 |
| Probable | 20-29 | White | Unknown | Suppressed | 0 |
| Probable | 30-39 | White | Unknown | Suppressed | 0 |
| Probable | 40-49 | White | Unknown | Suppressed | 0 |
| Probable | 50-59 | White | Unknown | Suppressed | 0 |
| Probable | 60-69 | White | Unknown | 0 | 0 |
| Probable | 70-79 | White | Unknown | 0 | 0 |
| Probable | 80+ | White | Unknown | 0 | 0 |
| Probable | Unknown | White | Unknown | 8 | 0 |

PUBLIC USE DATASETS

COVID-19 Tests by County

README

Data includes tests by type (diagnostic, serology or total combined) by county.

Diagnostic tests are used to find current infection and look for genes or proteins from the severe acute respiratory syndrome coronavirus 2 (SARS-CoV-2), the virus that causes COVID-19. These tests, which are performed as nasal swabs, include: Nucleic acid amplification test/real-time polymerase chain reaction (NAAT/RT-PCR) test and rapid virus antigen detection point of care (POC) tests.

Serology tests are used to look for the possibility of previous infection. Serology tests look for antibodies to SARS-CoV-2 in the blood. There are currently two types of serology tests: the enzyme-linked immunosorbent assay (ELISA) test and the rapid antibody detection POC test. Serology tests do not diagnose disease and do not guarantee immunity, but might provide information about previous infection.

Correctional includes state and federal prisons and county and city detection facilities. Testing data represents total tests performed, not individuals tested. A single individual may have more than one test completed.

COVID-19 TESTS BY COUNTY 2020-08-27

| Updated | COUNTY | TestType | Count | RatePerMillion |
|---------------------|------------|------------|-------|----------------|
| 2020/08/27 13:25:37 | Alcona | Serology | 40 | 3844 |
| 2020/08/27 13:25:37 | Alcona | Diagnostic | 1544 | 148390 |
| 2020/08/27 13:25:37 | Alcona | Total | 1584 | 152235 |
| 2020/08/27 13:25:37 | Alger | Serology | 66 | 7246 |
| 2020/08/27 13:25:37 | Alger | Diagnostic | 921 | 101120 |
| 2020/08/27 13:25:37 | Alger | Total | 987 | 108366 |
| 2020/08/27 13:25:37 | Allegan | Diagnostic | 24217 | 205088 |
| 2020/08/27 13:25:37 | Allegan | Serology | 704 | 5962 |
| 2020/08/27 13:25:37 | Allegan | Total | 24921 | 211050 |
| 2020/08/27 13:25:37 | Alpena | Diagnostic | 2203 | 77557 |
| 2020/08/27 13:25:37 | Alpena | Serology | 123 | 4330 |
| 2020/08/27 13:25:37 | Alpena | Total | 2326 | 81887 |
| 2020/08/27 13:25:37 | Antrim | Serology | 77 | 3301 |
| 2020/08/27 13:25:37 | Antrim | Diagnostic | 3816 | 163608 |
| 2020/08/27 13:25:37 | Antrim | Total | 3893 | 166910 |
| 2020/08/27 13:25:37 | Arenac | Diagnostic | 2974 | 199825 |
| 2020/08/27 13:25:37 | Arenac | Serology | 113 | 7593 |
| 2020/08/27 13:25:37 | Arenac | Total | 3087 | 207418 |
| 2020/08/27 13:25:37 | Baraga | Diagnostic | 1553 | 189183 |
| 2020/08/27 13:25:37 | Baraga | Serology | 37 | 4507 |
| 2020/08/27 13:25:37 | Baraga | Total | 1590 | 193690 |
| 2020/08/27 13:25:37 | Barry | Serology | 533 | 8660 |
| 2020/08/27 13:25:37 | Barry | Diagnostic | 12345 | 200569 |
| 2020/08/27 13:25:37 | Barry | Total | 12878 | 209228 |
| 2020/08/27 13:25:37 | Bay | Serology | 1175 | 11394 |
| 2020/08/27 13:25:37 | Bay | Diagnostic | 26206 | 254116 |
| 2020/08/27 13:25:37 | Bay | Total | 27381 | 265510 |
| 2020/08/27 13:25:37 | Benzie | Diagnostic | 3059 | 172183 |
| 2020/08/27 13:25:37 | Benzie | Serology | 43 | 2420 |
| 2020/08/27 13:25:37 | Benzie | Total | 3102 | 174603 |
| 2020/08/27 13:25:37 | Berrien | Diagnostic | 49767 | 324424 |
| 2020/08/27 13:25:37 | Berrien | Serology | 1684 | 10978 |
| 2020/08/27 13:25:37 | Berrien | Total | 51451 | 335402 |
| 2020/08/27 13:25:37 | Branch | Diagnostic | 6061 | 139279 |
| 2020/08/27 13:25:37 | Branch | Serology | 137 | 3148 |
| 2020/08/27 13:25:37 | Branch | Total | 6198 | 142427 |
| 2020/08/27 13:25:37 | Calhoun | Serology | 666 | 4964 |
| 2020/08/27 13:25:37 | Calhoun | Diagnostic | 37500 | 279519 |
| 2020/08/27 13:25:37 | Calhoun | Total | 38166 | 284483 |
| 2020/08/27 13:25:37 | Cass | Diagnostic | 7554 | 145867 |
| 2020/08/27 13:25:37 | Cass | Serology | 211 | 4074 |
| 2020/08/27 13:25:37 | Cass | Total | 7765 | 149941 |
| 2020/08/27 13:25:37 | Charlevoix | Diagnostic | 4806 | 183835 |
| 2020/08/27 13:25:37 | Charlevoix | Serology | 318 | 12164 |
| 2020/08/27 13:25:37 | Charlevoix | Total | 5124 | 195999 |
| 2020/08/27 13:25:37 | Cheboygan | Diagnostic | 2636 | 104289 |
| 2020/08/27 13:25:37 | Cheboygan | Serology | 175 | 6924 |

| | | | | |
|---------------------|----------------|------------|--------|--------|
| 2020/08/27 13:25:37 | Cheboygan | Total | 2811 | 111212 |
| 2020/08/27 13:25:37 | Chippewa | Diagnostic | 3948 | 105706 |
| 2020/08/27 13:25:37 | Chippewa | Serology | 83 | 2222 |
| 2020/08/27 13:25:37 | Chippewa | Total | 4031 | 107928 |
| 2020/08/27 13:25:37 | Clare | Serology | 211 | 6817 |
| 2020/08/27 13:25:37 | Clare | Diagnostic | 3845 | 124233 |
| 2020/08/27 13:25:37 | Clare | Total | 4056 | 131050 |
| 2020/08/27 13:25:37 | Clinton | Serology | 2369 | 29763 |
| 2020/08/27 13:25:37 | Clinton | Diagnostic | 13536 | 170061 |
| 2020/08/27 13:25:37 | Clinton | Total | 15905 | 199824 |
| 2020/08/27 13:25:37 | Correctional | Serology | 10518 | |
| 2020/08/27 13:25:37 | Correctional | Diagnostic | 67840 | |
| 2020/08/27 13:25:37 | Correctional | Total | 78358 | |
| 2020/08/27 13:25:37 | Crawford | Diagnostic | 2137 | 152327 |
| 2020/08/27 13:25:37 | Crawford | Serology | 49 | 3493 |
| 2020/08/27 13:25:37 | Crawford | Total | 2186 | 155820 |
| 2020/08/27 13:25:37 | Delta | Diagnostic | 7164 | 200201 |
| 2020/08/27 13:25:37 | Delta | Serology | 217 | 6064 |
| 2020/08/27 13:25:37 | Delta | Total | 7381 | 206265 |
| 2020/08/27 13:25:37 | Detroit City | Serology | 12634 | 19443 |
| 2020/08/27 13:25:37 | Detroit City | Diagnostic | 218813 | 336737 |
| 2020/08/27 13:25:37 | Detroit City | Total | 231447 | 356180 |
| 2020/08/27 13:25:37 | Dickinson | Diagnostic | 3082 | 122113 |
| 2020/08/27 13:25:37 | Dickinson | Serology | 67 | 2655 |
| 2020/08/27 13:25:37 | Dickinson | Total | 3149 | 124767 |
| 2020/08/27 13:25:37 | Eaton | Serology | 3582 | 32484 |
| 2020/08/27 13:25:37 | Eaton | Diagnostic | 29274 | 265480 |
| 2020/08/27 13:25:37 | Eaton | Total | 32856 | 297965 |
| 2020/08/27 13:25:37 | Emmet | Diagnostic | 6057 | 181266 |
| 2020/08/27 13:25:37 | Emmet | Serology | 749 | 22415 |
| 2020/08/27 13:25:37 | Emmet | Total | 6806 | 203681 |
| 2020/08/27 13:25:37 | Genesee | Serology | 9830 | 24223 |
| 2020/08/27 13:25:37 | Genesee | Diagnostic | 73057 | 180026 |
| 2020/08/27 13:25:37 | Genesee | Total | 82887 | 204249 |
| 2020/08/27 13:25:37 | Gladwin | Diagnostic | 4039 | 158710 |
| 2020/08/27 13:25:37 | Gladwin | Serology | 128 | 5030 |
| 2020/08/27 13:25:37 | Gladwin | Total | 4167 | 163739 |
| 2020/08/27 13:25:37 | Gogebic | Diagnostic | 5012 | 358640 |
| 2020/08/27 13:25:37 | Gogebic | Serology | 38 | 2719 |
| 2020/08/27 13:25:37 | Gogebic | Total | 5050 | 361360 |
| 2020/08/27 13:25:37 | Grand Traverse | Diagnostic | 17512 | 188123 |
| 2020/08/27 13:25:37 | Grand Traverse | Serology | 387 | 4157 |
| 2020/08/27 13:25:37 | Grand Traverse | Total | 17899 | 192280 |
| 2020/08/27 13:25:37 | Gratiot | Diagnostic | 11501 | 282504 |
| 2020/08/27 13:25:37 | Gratiot | Serology | 333 | 8180 |
| 2020/08/27 13:25:37 | Gratiot | Total | 11834 | 290683 |
| 2020/08/27 13:25:37 | Hillsdale | Diagnostic | 8282 | 181603 |
| 2020/08/27 13:25:37 | Hillsdale | Serology | 251 | 5504 |
| 2020/08/27 13:25:37 | Hillsdale | Total | 8533 | 187107 |
| 2020/08/27 13:25:37 | Houghton | Diagnostic | 6282 | 176045 |

| | | | | |
|---------------------|------------|------------|--------|--------|
| 2020/08/27 13:25:37 | Houghton | Serology | 99 | 2774 |
| 2020/08/27 13:25:37 | Houghton | Total | 6381 | 178820 |
| 2020/08/27 13:25:37 | Huron | Serology | 245 | 7908 |
| 2020/08/27 13:25:37 | Huron | Diagnostic | 7096 | 229044 |
| 2020/08/27 13:25:37 | Huron | Total | 7341 | 236952 |
| 2020/08/27 13:25:37 | Ingham | Serology | 12081 | 41316 |
| 2020/08/27 13:25:37 | Ingham | Diagnostic | 81175 | 277611 |
| 2020/08/27 13:25:37 | Ingham | Total | 93256 | 318926 |
| 2020/08/27 13:25:37 | Ionia | Diagnostic | 14756 | 228079 |
| 2020/08/27 13:25:37 | Ionia | Serology | 929 | 14359 |
| 2020/08/27 13:25:37 | Ionia | Total | 15685 | 242438 |
| 2020/08/27 13:25:37 | Iosco | Serology | 124 | 4935 |
| 2020/08/27 13:25:37 | Iosco | Diagnostic | 5356 | 213157 |
| 2020/08/27 13:25:37 | Iosco | Total | 5480 | 218092 |
| 2020/08/27 13:25:37 | Iron | Diagnostic | 4021 | 363365 |
| 2020/08/27 13:25:37 | Iron | Serology | 16 | 1446 |
| 2020/08/27 13:25:37 | Iron | Total | 4037 | 364811 |
| 2020/08/27 13:25:37 | Isabella | Diagnostic | 8843 | 126560 |
| 2020/08/27 13:25:37 | Isabella | Serology | 445 | 6369 |
| 2020/08/27 13:25:37 | Isabella | Total | 9288 | 132929 |
| 2020/08/27 13:25:37 | Jackson | Diagnostic | 45041 | 284152 |
| 2020/08/27 13:25:37 | Jackson | Serology | 1266 | 7987 |
| 2020/08/27 13:25:37 | Jackson | Total | 46307 | 292139 |
| 2020/08/27 13:25:37 | Kalamazoo | Diagnostic | 59741 | 225382 |
| 2020/08/27 13:25:37 | Kalamazoo | Serology | 2265 | 8545 |
| 2020/08/27 13:25:37 | Kalamazoo | Total | 62006 | 233927 |
| 2020/08/27 13:25:37 | Kalkaska | Serology | 34 | 1885 |
| 2020/08/27 13:25:37 | Kalkaska | Diagnostic | 4192 | 232398 |
| 2020/08/27 13:25:37 | Kalkaska | Total | 4226 | 234283 |
| 2020/08/27 13:25:37 | Kent | Diagnostic | 187051 | 284724 |
| 2020/08/27 13:25:37 | Kent | Serology | 11733 | 17860 |
| 2020/08/27 13:25:37 | Kent | Total | 198784 | 302584 |
| 2020/08/27 13:25:37 | Keweenaw | Diagnostic | 389 | 183837 |
| 2020/08/27 13:25:37 | Keweenaw | Serology | 14 | 6616 |
| 2020/08/27 13:25:37 | Keweenaw | Total | 403 | 190454 |
| 2020/08/27 13:25:37 | Lake | Diagnostic | 2705 | 228212 |
| 2020/08/27 13:25:37 | Lake | Serology | 101 | 8521 |
| 2020/08/27 13:25:37 | Lake | Total | 2806 | 236733 |
| 2020/08/27 13:25:37 | Lapeer | Diagnostic | 12893 | 147169 |
| 2020/08/27 13:25:37 | Lapeer | Serology | 1485 | 16951 |
| 2020/08/27 13:25:37 | Lapeer | Total | 14378 | 164119 |
| 2020/08/27 13:25:37 | Leelanau | Diagnostic | 2897 | 133128 |
| 2020/08/27 13:25:37 | Leelanau | Serology | 85 | 3906 |
| 2020/08/27 13:25:37 | Leelanau | Total | 2982 | 137034 |
| 2020/08/27 13:25:37 | Lenawee | Diagnostic | 17326 | 175986 |
| 2020/08/27 13:25:37 | Lenawee | Serology | 682 | 6927 |
| 2020/08/27 13:25:37 | Lenawee | Total | 18008 | 182913 |
| 2020/08/27 13:25:37 | Livingston | Diagnostic | 41528 | 216297 |
| 2020/08/27 13:25:37 | Livingston | Serology | 4074 | 21219 |
| 2020/08/27 13:25:37 | Livingston | Total | 45602 | 237517 |

| | | | | |
|---------------------|-------------|------------|--------|--------|
| 2020/08/27 13:25:37 | Luce | Diagnostic | 549 | 88136 |
| 2020/08/27 13:25:37 | Luce | Serology | 17 | 2729 |
| 2020/08/27 13:25:37 | Luce | Total | 566 | 90865 |
| 2020/08/27 13:25:37 | Mackinac | Diagnostic | 1338 | 123900 |
| 2020/08/27 13:25:37 | Mackinac | Serology | 41 | 3797 |
| 2020/08/27 13:25:37 | Mackinac | Total | 1379 | 127697 |
| 2020/08/27 13:25:37 | Macomb | Diagnostic | 185247 | 211960 |
| 2020/08/27 13:25:37 | Macomb | Serology | 25939 | 29679 |
| 2020/08/27 13:25:37 | Macomb | Total | 211186 | 241639 |
| 2020/08/27 13:25:37 | Manistee | Diagnostic | 3355 | 136615 |
| 2020/08/27 13:25:37 | Manistee | Serology | 118 | 4805 |
| 2020/08/27 13:25:37 | Manistee | Total | 3473 | 141420 |
| 2020/08/27 13:25:37 | Marquette | Diagnostic | 25095 | 376243 |
| 2020/08/27 13:25:37 | Marquette | Serology | 873 | 13089 |
| 2020/08/27 13:25:37 | Marquette | Total | 25968 | 389331 |
| 2020/08/27 13:25:37 | Mason | Diagnostic | 7938 | 272372 |
| 2020/08/27 13:25:37 | Mason | Serology | 298 | 10225 |
| 2020/08/27 13:25:37 | Mason | Total | 8236 | 282597 |
| 2020/08/27 13:25:37 | Mecosta | Diagnostic | 8219 | 189147 |
| 2020/08/27 13:25:37 | Mecosta | Serology | 337 | 7756 |
| 2020/08/27 13:25:37 | Mecosta | Total | 8556 | 196902 |
| 2020/08/27 13:25:37 | Menominee | Diagnostic | 3131 | 137445 |
| 2020/08/27 13:25:37 | Menominee | Serology | 38 | 1668 |
| 2020/08/27 13:25:37 | Menominee | Total | 3169 | 139113 |
| 2020/08/27 13:25:37 | Midland | Diagnostic | 10571 | 127123 |
| 2020/08/27 13:25:37 | Midland | Serology | 756 | 9091 |
| 2020/08/27 13:25:37 | Midland | Total | 11327 | 136214 |
| 2020/08/27 13:25:37 | Missaukee | Diagnostic | 2244 | 148432 |
| 2020/08/27 13:25:37 | Missaukee | Serology | 65 | 4300 |
| 2020/08/27 13:25:37 | Missaukee | Total | 2309 | 152732 |
| 2020/08/27 13:25:37 | Monroe | Serology | 2388 | 15867 |
| 2020/08/27 13:25:37 | Monroe | Diagnostic | 26890 | 178671 |
| 2020/08/27 13:25:37 | Monroe | Total | 29278 | 194538 |
| 2020/08/27 13:25:37 | Montcalm | Serology | 756 | 11833 |
| 2020/08/27 13:25:37 | Montcalm | Diagnostic | 15566 | 243645 |
| 2020/08/27 13:25:37 | Montcalm | Total | 16322 | 255478 |
| 2020/08/27 13:25:37 | Montmorency | Diagnostic | 1071 | 114816 |
| 2020/08/27 13:25:37 | Montmorency | Serology | 79 | 8469 |
| 2020/08/27 13:25:37 | Montmorency | Total | 1150 | 123285 |
| 2020/08/27 13:25:37 | Muskegon | Diagnostic | 50773 | 292528 |
| 2020/08/27 13:25:37 | Muskegon | Serology | 1055 | 6078 |
| 2020/08/27 13:25:37 | Muskegon | Total | 51828 | 298607 |
| 2020/08/27 13:25:37 | Newaygo | Diagnostic | 10965 | 223867 |
| 2020/08/27 13:25:37 | Newaygo | Serology | 450 | 9187 |
| 2020/08/27 13:25:37 | Newaygo | Total | 11415 | 233054 |
| 2020/08/27 13:25:37 | Oakland | Serology | 56806 | 45171 |
| 2020/08/27 13:25:37 | Oakland | Diagnostic | 282288 | 224469 |
| 2020/08/27 13:25:37 | Oakland | Total | 339094 | 269639 |
| 2020/08/27 13:25:37 | Oceana | Diagnostic | 9251 | 349530 |
| 2020/08/27 13:25:37 | Oceana | Serology | 232 | 8766 |

| | | | | |
|---------------------|--------------|------------|--------|--------|
| 2020/08/27 13:25:37 | Oceana | Total | 9483 | 358295 |
| 2020/08/27 13:25:37 | Ogemaw | Diagnostic | 3115 | 148355 |
| 2020/08/27 13:25:37 | Ogemaw | Serology | 89 | 4239 |
| 2020/08/27 13:25:37 | Ogemaw | Total | 3204 | 152593 |
| 2020/08/27 13:25:37 | Ontonagon | Diagnostic | 1743 | 304720 |
| 2020/08/27 13:25:37 | Ontonagon | Serology | 12 | 2098 |
| 2020/08/27 13:25:37 | Ontonagon | Total | 1755 | 306818 |
| 2020/08/27 13:25:37 | Osceola | Diagnostic | 6115 | 260656 |
| 2020/08/27 13:25:37 | Osceola | Serology | 180 | 7673 |
| 2020/08/27 13:25:37 | Osceola | Total | 6295 | 268329 |
| 2020/08/27 13:25:37 | Oscoda | Diagnostic | 916 | 111152 |
| 2020/08/27 13:25:37 | Oscoda | Serology | 16 | 1942 |
| 2020/08/27 13:25:37 | Oscoda | Total | 932 | 113093 |
| 2020/08/27 13:25:37 | Otsego | Diagnostic | 2936 | 119021 |
| 2020/08/27 13:25:37 | Otsego | Serology | 233 | 9445 |
| 2020/08/27 13:25:37 | Otsego | Total | 3169 | 128466 |
| 2020/08/27 13:25:37 | Ottawa | Serology | 3582 | 12274 |
| 2020/08/27 13:25:37 | Ottawa | Diagnostic | 74284 | 254545 |
| 2020/08/27 13:25:37 | Ottawa | Total | 77866 | 266820 |
| 2020/08/27 13:25:37 | Presque Isle | Serology | 109 | 8656 |
| 2020/08/27 13:25:37 | Presque Isle | Diagnostic | 1378 | 109435 |
| 2020/08/27 13:25:37 | Presque Isle | Total | 1487 | 118091 |
| 2020/08/27 13:25:37 | Roscommon | Diagnostic | 4014 | 167118 |
| 2020/08/27 13:25:37 | Roscommon | Serology | 238 | 9909 |
| 2020/08/27 13:25:37 | Roscommon | Total | 4252 | 177027 |
| 2020/08/27 13:25:37 | Saginaw | Diagnostic | 58050 | 304662 |
| 2020/08/27 13:25:37 | Saginaw | Serology | 1176 | 6172 |
| 2020/08/27 13:25:37 | Saginaw | Total | 59226 | 310834 |
| 2020/08/27 13:25:37 | Sanilac | Diagnostic | 8622 | 209424 |
| 2020/08/27 13:25:37 | Sanilac | Serology | 424 | 10299 |
| 2020/08/27 13:25:37 | Sanilac | Total | 9046 | 219723 |
| 2020/08/27 13:25:37 | Schoolcraft | Diagnostic | 733 | 90561 |
| 2020/08/27 13:25:37 | Schoolcraft | Serology | 34 | 4201 |
| 2020/08/27 13:25:37 | Schoolcraft | Total | 767 | 94762 |
| 2020/08/27 13:25:37 | Shiawassee | Serology | 1328 | 19494 |
| 2020/08/27 13:25:37 | Shiawassee | Diagnostic | 13013 | 191025 |
| 2020/08/27 13:25:37 | Shiawassee | Total | 14341 | 210519 |
| 2020/08/27 13:25:37 | St Clair | Diagnostic | 25587 | 160795 |
| 2020/08/27 13:25:37 | St Clair | Serology | 3723 | 23396 |
| 2020/08/27 13:25:37 | St Clair | Total | 29310 | 184191 |
| 2020/08/27 13:25:37 | St Joseph | Diagnostic | 13477 | 221065 |
| 2020/08/27 13:25:37 | St Joseph | Serology | 530 | 8694 |
| 2020/08/27 13:25:37 | St Joseph | Total | 14007 | 229759 |
| 2020/08/27 13:25:37 | Tuscola | Diagnostic | 14947 | 286094 |
| 2020/08/27 13:25:37 | Tuscola | Serology | 484 | 9264 |
| 2020/08/27 13:25:37 | Tuscola | Total | 15431 | 295358 |
| 2020/08/27 13:25:37 | Unknown | Serology | 19602 | |
| 2020/08/27 13:25:37 | Unknown | Diagnostic | 211903 | |
| 2020/08/27 13:25:37 | Unknown | Total | 231505 | |
| 2020/08/27 13:25:37 | Van Buren | Serology | 457 | 6039 |

| | | | | |
|---------------------|-----------|------------|--------|--------|
| 2020/08/27 13:25:37 | Van Buren | Diagnostic | 20460 | 270360 |
| 2020/08/27 13:25:37 | Van Buren | Total | 20917 | 276398 |
| 2020/08/27 13:25:37 | Washtenaw | Diagnostic | 102185 | 277978 |
| 2020/08/27 13:25:37 | Washtenaw | Serology | 8887 | 24176 |
| 2020/08/27 13:25:37 | Washtenaw | Total | 111072 | 302154 |
| 2020/08/27 13:25:37 | Wayne | Serology | 37401 | 33883 |
| 2020/08/27 13:25:37 | Wayne | Diagnostic | 304151 | 275546 |
| 2020/08/27 13:25:37 | Wayne | Total | 341552 | 309430 |
| 2020/08/27 13:25:37 | Wexford | Diagnostic | 6113 | 181767 |
| 2020/08/27 13:25:37 | Wexford | Serology | 122 | 3628 |
| 2020/08/27 13:25:37 | Wexford | Total | 6235 | 185394 |

PUBLIC USE DATASETS

Diagnostic Tests by Result and County

README

Data include diagnostic tests for COVID-19 by date and county.

Diagnostic tests are used to find current infection and look for genes or proteins from the severe acute respiratory syndrome coronavirus 2 (SARS-CoV-2), the virus that causes COVID-19. These tests, which are performed as nasal swabs, include: Nucleic acid amplification test/real-time polymerase chain reaction (NAAT/RT-PCR) test and rapid virus antigen detection point of care (POC) tests.

Correctional includes state and federal prisons and county and city detection facilities. Testing data represents total tests performed, not individuals tested. A single individual may have more than one test completed.

The total number of positive tests may exceed the number of confirmed cases due to 1) a single individual may have more than one test performed; 2) MDHHS may receive data on positive tests in advance of a local health department classifying an individual as a confirmed or probable case, and 3) although efforts have been made to deduplicate testing data, some duplication may occur.

DIAGNOSTIC TESTS BY RESULT AND COUNTY 2020-08-27

| MessageDate | COUNTY | Negative | Positive | Total |
|-------------|----------------|----------|----------|-------|
| 8/26/2020 | Alcona | 8 | 0 | 8 |
| 8/26/2020 | Alger | 7 | 0 | 7 |
| 8/26/2020 | Allegan | 246 | 7 | 253 |
| 8/26/2020 | Alpena | 3 | 0 | 3 |
| 8/26/2020 | Antrim | 34 | 2 | 36 |
| 8/26/2020 | Arenac | 22 | 1 | 23 |
| 8/26/2020 | Baraga | 5 | 0 | 5 |
| 8/26/2020 | Barry | 334 | 2 | 336 |
| 8/26/2020 | Bay | 254 | 5 | 259 |
| 8/26/2020 | Benzie | 39 | 0 | 39 |
| 8/26/2020 | Berrien | 636 | 20 | 656 |
| 8/26/2020 | Branch | 81 | 10 | 91 |
| 8/26/2020 | Calhoun | 746 | 35 | 781 |
| 8/26/2020 | Cass | 75 | 0 | 75 |
| 8/26/2020 | Charlevoix | 50 | 2 | 52 |
| 8/26/2020 | Cheboygan | 30 | 0 | 30 |
| 8/26/2020 | Chippewa | 11 | 0 | 11 |
| 8/26/2020 | Clare | 15 | 1 | 16 |
| 8/26/2020 | Clinton | 178 | 3 | 181 |
| 8/26/2020 | Correctional | 179 | 29 | 208 |
| 8/26/2020 | Crawford | 4 | 0 | 4 |
| 8/26/2020 | Delta | 88 | 7 | 95 |
| 8/26/2020 | Detroit City | 1851 | 39 | 1890 |
| 8/26/2020 | Dickinson | 9 | 0 | 9 |
| 8/26/2020 | Eaton | 366 | 5 | 371 |
| 8/26/2020 | Emmet | 100 | 3 | 103 |
| 8/26/2020 | Genesee | 818 | 19 | 837 |
| 8/26/2020 | Gladwin | 15 | 0 | 15 |
| 8/26/2020 | Gogebic | 6 | 0 | 6 |
| 8/26/2020 | Grand Traverse | 244 | 12 | 256 |
| 8/26/2020 | Gratiot | 61 | 1 | 62 |
| 8/26/2020 | Hillsdale | 193 | 4 | 197 |
| 8/26/2020 | Houghton | 35 | 0 | 35 |
| 8/26/2020 | Huron | 86 | 0 | 86 |
| 8/26/2020 | Ingham | 841 | 19 | 860 |
| 8/26/2020 | Ionia | 228 | 4 | 232 |
| 8/26/2020 | Iosco | 21 | 0 | 21 |
| 8/26/2020 | Iron | 8 | 0 | 8 |
| 8/26/2020 | Isabella | 109 | 18 | 127 |
| 8/26/2020 | Jackson | 506 | 14 | 520 |
| 8/26/2020 | Kalamazoo | 992 | 40 | 1032 |
| 8/26/2020 | Kalkaska | 24 | 0 | 24 |
| 8/26/2020 | Kent | 2328 | 64 | 2392 |
| 8/26/2020 | Keweenaw | 1 | 0 | 1 |
| 8/26/2020 | Lake | 31 | 0 | 31 |
| 8/26/2020 | Lapeer | 107 | 0 | 107 |
| 8/26/2020 | Leelanau | 22 | 0 | 22 |

| | | | | |
|-----------|--------------|------|-----|------|
| 8/26/2020 | Lenawee | 289 | 8 | 297 |
| 8/26/2020 | Livingston | 518 | 9 | 527 |
| 8/26/2020 | Luce | 30 | 0 | 30 |
| 8/26/2020 | Mackinac | 10 | 0 | 10 |
| 8/26/2020 | Macomb | 1746 | 190 | 1936 |
| 8/26/2020 | Manistee | 47 | 3 | 50 |
| 8/26/2020 | Marquette | 269 | 1 | 270 |
| 8/26/2020 | Mason | 94 | 1 | 95 |
| 8/26/2020 | Mecosta | 62 | 0 | 62 |
| 8/26/2020 | Menominee | 80 | 1 | 81 |
| 8/26/2020 | Midland | 57 | 3 | 60 |
| 8/26/2020 | Missaukee | 16 | 0 | 16 |
| 8/26/2020 | Monroe | 542 | 9 | 551 |
| 8/26/2020 | Montcalm | 246 | 0 | 246 |
| 8/26/2020 | Montmorency | 3 | 0 | 3 |
| 8/26/2020 | Muskegon | 498 | 20 | 518 |
| 8/26/2020 | Newaygo | 148 | 4 | 152 |
| 8/26/2020 | Oakland | 3198 | 177 | 3375 |
| 8/26/2020 | Oceana | 81 | 3 | 84 |
| 8/26/2020 | Ogemaw | 73 | 1 | 74 |
| 8/26/2020 | Ontonagon | 5 | 0 | 5 |
| 8/26/2020 | Osceola | 50 | 0 | 50 |
| 8/26/2020 | Oscoda | 11 | 0 | 11 |
| 8/26/2020 | Otsego | 18 | 0 | 18 |
| 8/26/2020 | Ottawa | 975 | 15 | 990 |
| 8/26/2020 | Presque Isle | 15 | 0 | 15 |
| 8/26/2020 | Roscommon | 28 | 0 | 28 |
| 8/26/2020 | Saginaw | 738 | 25 | 763 |
| 8/26/2020 | Sanilac | 36 | 0 | 36 |
| 8/26/2020 | Schoolcraft | 5 | 0 | 5 |
| 8/26/2020 | Shiawassee | 194 | 8 | 202 |
| 8/26/2020 | St Clair | 240 | 5 | 245 |
| 8/26/2020 | St Joseph | 110 | 1 | 111 |
| 8/26/2020 | Tuscola | 113 | 1 | 114 |
| 8/26/2020 | Unknown | 1721 | 68 | 1789 |
| 8/26/2020 | Van Buren | 323 | 6 | 329 |
| 8/26/2020 | Washtenaw | 1490 | 35 | 1525 |
| 8/26/2020 | Wayne | 3459 | 140 | 3599 |
| 8/26/2020 | Wexford | 41 | 0 | 41 |