



Western Michigan University
ScholarWorks at WMU

Cumulative Michigan COVID-19 Data

Michigan COVID-19 State Data

8-29-2020

2020-08-29_MichiganOverview_COVIDstats

Michigan Department of Health & Human Services

Follow this and additional works at: <https://scholarworks.wmich.edu/michigan-covid-data-state-cumulative>



Part of the Public Health Commons

WMU ScholarWorks Citation

Michigan Department of Health & Human Services, "2020-08-29_MichiganOverview_COVIDstats" (2020).
Cumulative Michigan COVID-19 Data. 147.

<https://scholarworks.wmich.edu/michigan-covid-data-state-cumulative/147>

This Website is brought to you for free and open access
by the Michigan COVID-19 State Data at ScholarWorks at
WMU. It has been accepted for inclusion in Cumulative
Michigan COVID-19 Data by an authorized administrator
of ScholarWorks at WMU. For more information, please
contact wmu-scholarworks@wmich.edu.



Coronavirus

CORONAVIRUS / MICHIGAN DATA

Michigan Data



DATA ABOUT PLACES

LONG TERM CARE FACILITIES

CORONAVIRUS SYMPTOMS

CUMULATIVE RECOVERED



OUTBREAK REPORTING



8/29/2020

Coronavirus - Michigan Data

***Note on deaths (8/29/20):** Regular reviews of death certificate data maintained in Vital Records reporting systems are conducted by MDHHS staff three times per week. As a part of this process, records that identify COVID-19 infection as a contributing factor to death are compared against all laboratory confirmed cases of COVID-19 in the Michigan Disease Surveillance System (MDSS). If a death certificate is matched to a confirmed COVID-19 case and that record in the MDSS does not indicate the individual died, the MDSS record is updated to indicate the death and the appropriate local health department is notified. These matched deaths are then included with mortality information posted to the Michigan Coronavirus website. As a result of the most recent assessment, today's data includes **7** additional deaths identified by this methodology.

CURRENT STATUS

DAILY CASES

CUMULATIVE TRENDS

DEMOGRAPHICS

TOTAL TESTING

DIAGNOSTIC TESTING

LEARN MORE

View Cases

View Deaths

View Table

Select Preparedness Region:

All

Select County:

All

This report is provisional and subject to change. City of Detroit and Wayne County are reported separately. MDHHS began tracking probable cases April 5, 2020. FCI indicates federal correctional institute. MDOC indicates Michigan Department of Corrections. Diagnostic tests, including nucleic acid amplification/real-time polymerase chain reaction (NAAT/RT-PCR) and rapid virus antigen detection point of care (POC) tests, look for current infection. Serology (antibody) tests are used to look for the possibility of previous infection.

Source: Michigan Disease Surveillance System (MDSS) and Vital Records.

COVID-19 Cases by County

Confirmed cases include individuals with a positive diagnostic test for COVID-19. Probable cases include individuals with COVID-19 symptoms and an epidemiologic link to confirmed COVID-19, but no diagnostic test.

Cases by County

2-35

36-244

245-2091

2092-17921

17922+

Michigan

Saturday, August 29, 2020

Michigan (Statewide) Case Fatality Rate

6.4%

Current Totals


Case Status	Cases	Deaths
Confirmed	100,699	6,446
Probable	10,437	266
Total	111,136	6,712

Laboratory Testing

Test Type	Tests Performed
Diagnostic	2,715,128
Serology	253,766
Total	2,968,894

Microsoft Power BI

< 1 of 7 >



2/4

Cases by Hispanic/Latino Ethnicity

Hispanic/Latino Ethnicity	Percentage of Overall Cases by Ethnicity	Percentage of Deceased Cases by Ethnicity
Hispanic/Latino	8%	2%
Non-Hispanic Latino	67%	84%
Unknown	25%	14%

Totals may not add to 100% due to rounding

Cases by Arab Ethnicity

Arab Ethnicity	Percentage of Overall Cases by Ethnicity	Percentage of Deceased Cases by Ethnicity
Arab	4%	1%
Non-Arab	49%	46%
Unknown	47%	52%

Totals may not add to 100% due to rounding

PUBLIC USE DATASETS 8/29/2020

(Downloadable .xlsx files)

Cases and Deaths by County

Cases and Deaths by County by Date

Cases by Demographics Statewide

COVID-19 Tests by County

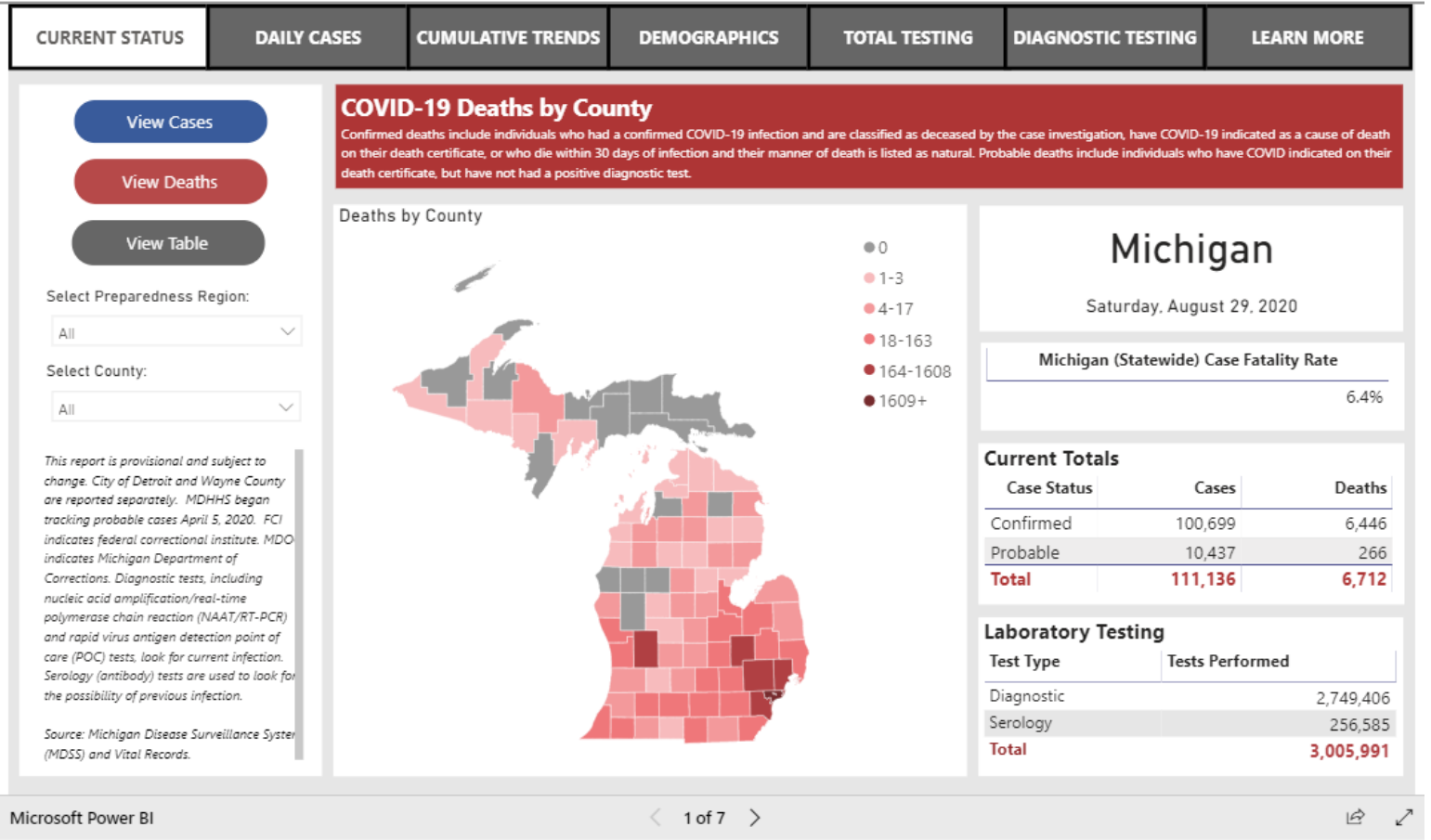
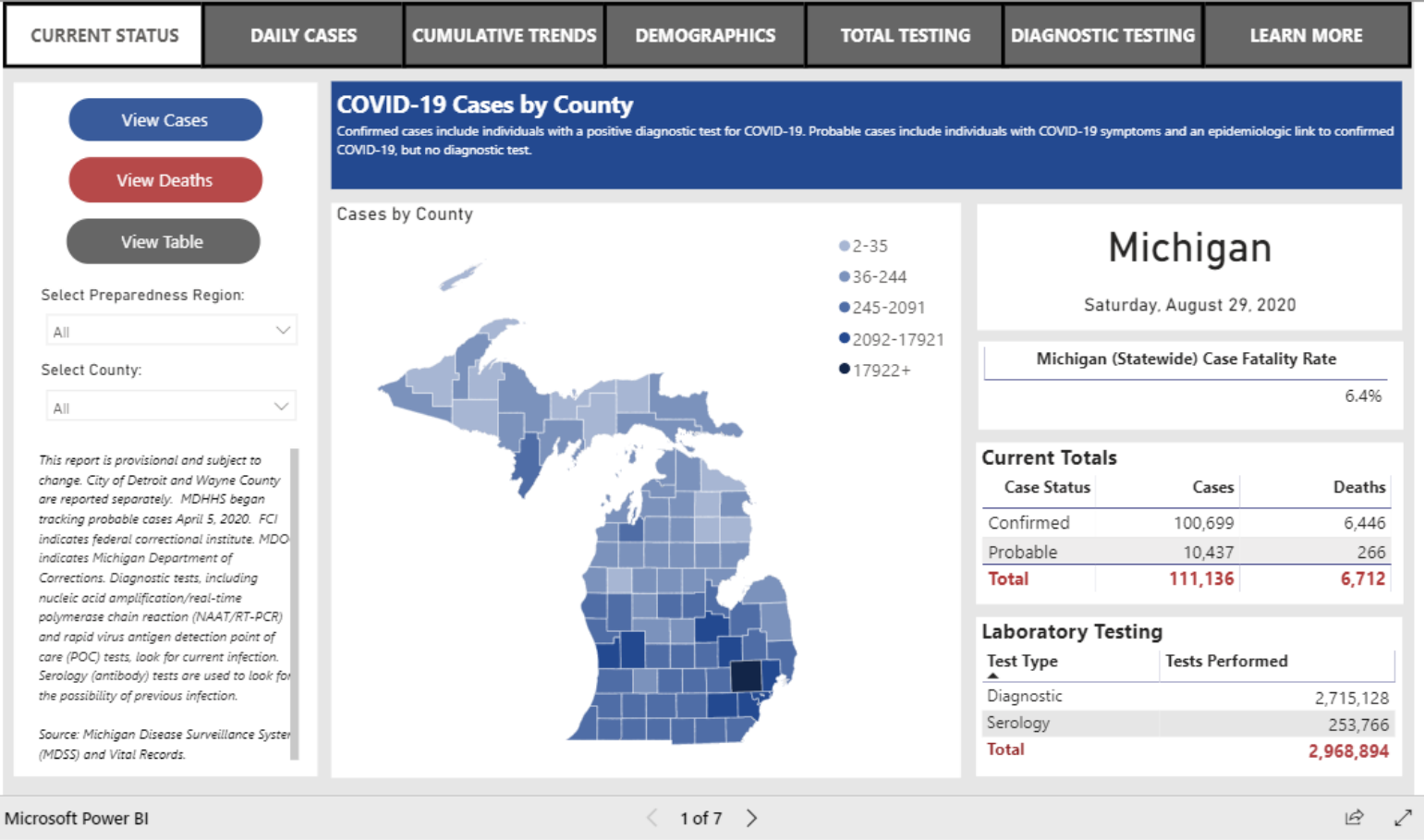
Diagnostic Tests by Result and County

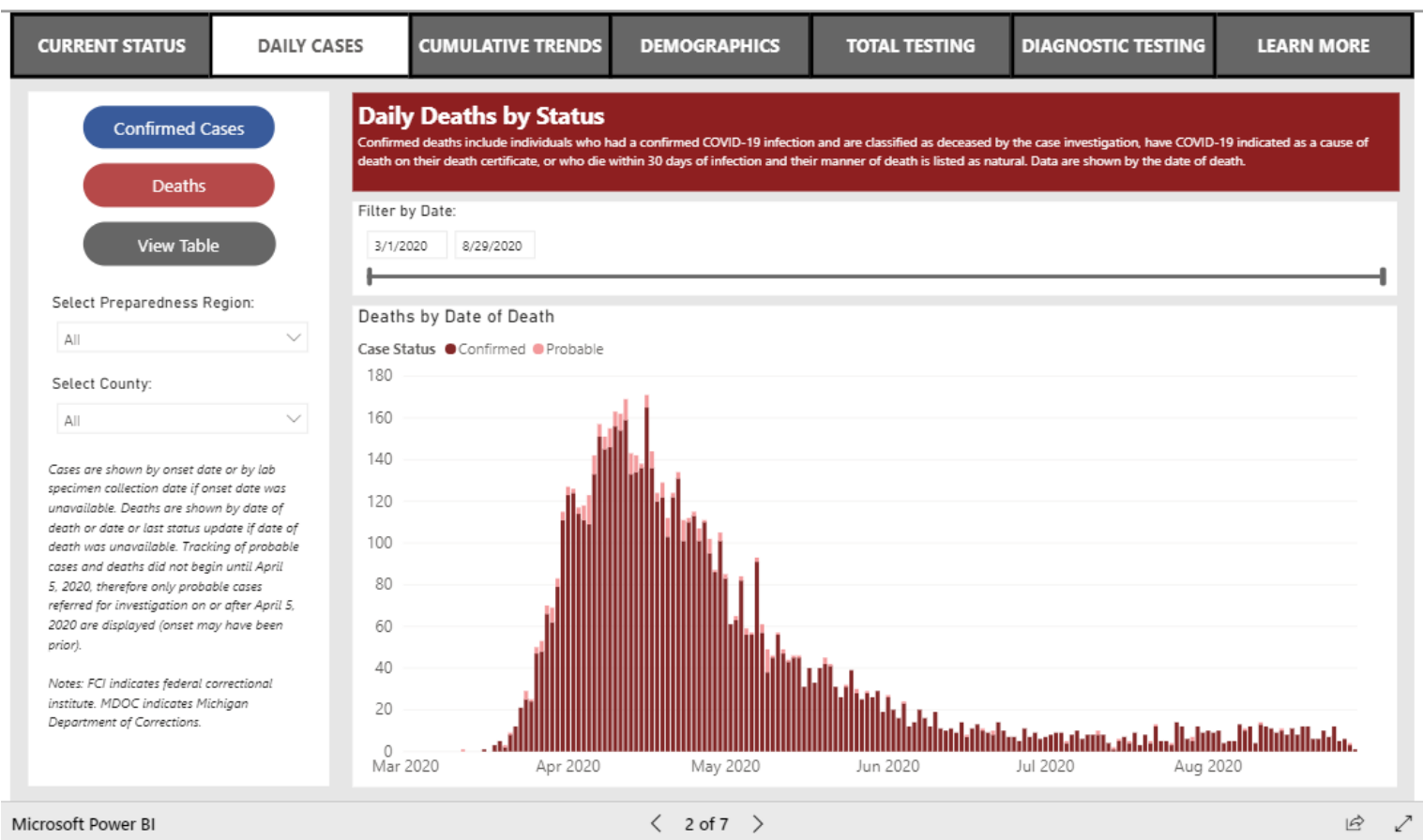
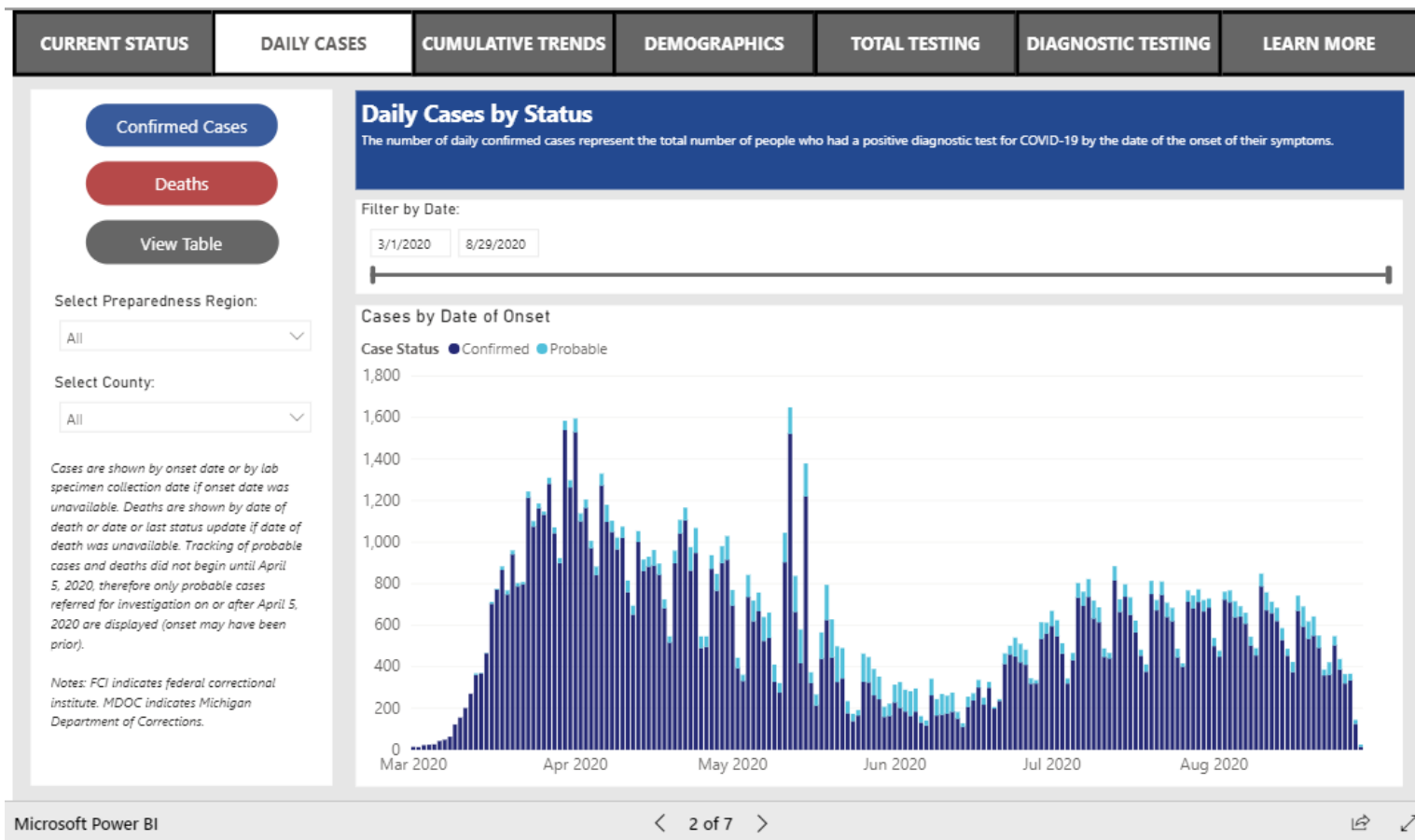
Cumulative Total of Recovered COVID-19 Cases

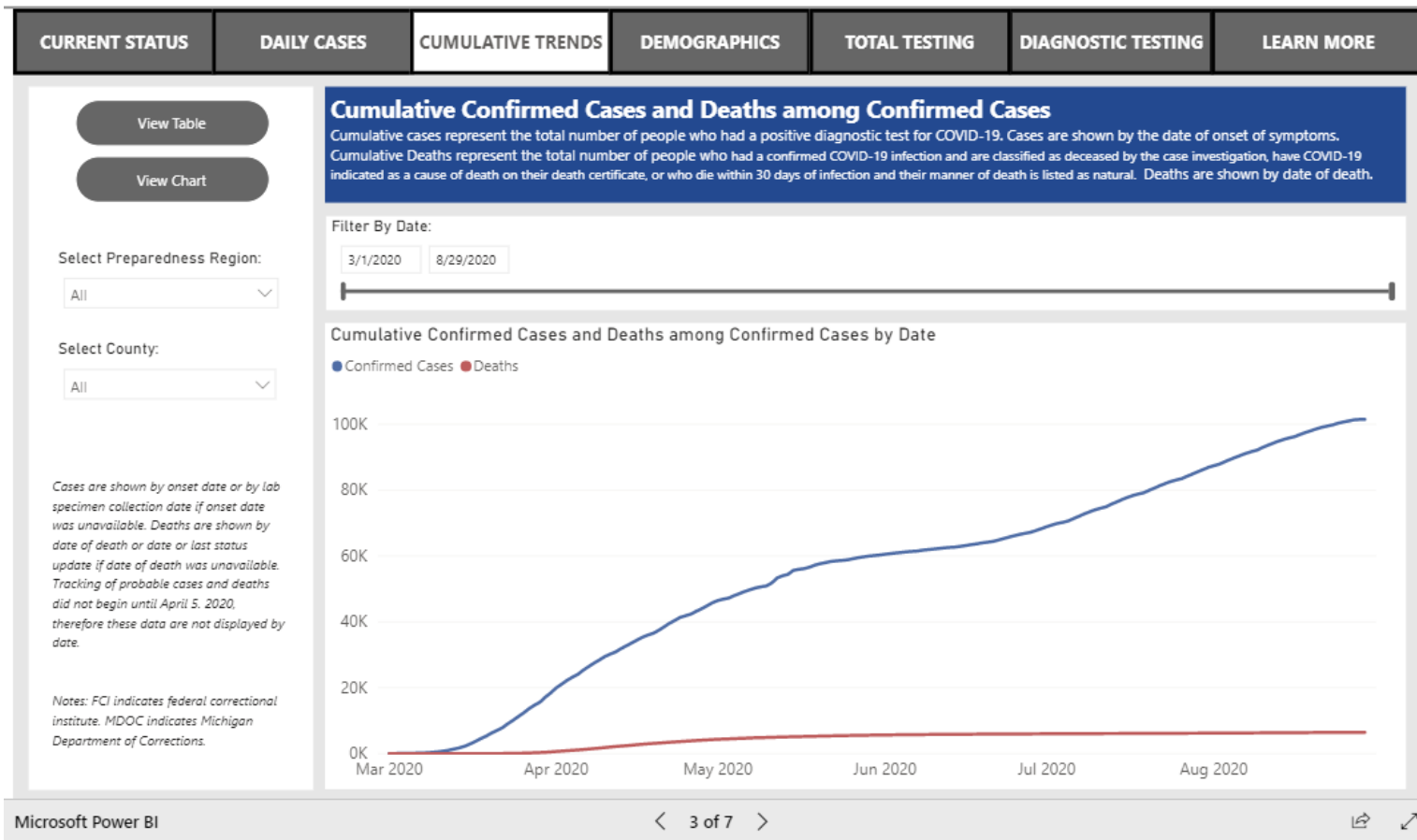
Cumulative Total of Recovered COVID-19 Cases (as of 08/28/2020): **76,151**

Note on recovery: During this response, MDHHS is reviewing vital records statistics to identify any laboratory confirmed COVID-19 cases who are 30 days out from their onset of illness to represent recovery status. As the pandemic continues to impact Michigan, this pool will expand to include more cases. Recovered is defined as the number of persons with a confirmed COVID-19 diagnosis who are alive 30 days post-onset (or referral date if onset is not available). The number of persons recovered on August 28, 2020 represents COVID-19 confirmed individuals with an onset date on or prior to July 29, 2020. If an individual dies from a COVID-related cause >30 days from onset/referral, they are removed from the number of persons recovered. These numbers will be updated every Saturday.

Source: Michigan Disease Surveillance System and Vital Records

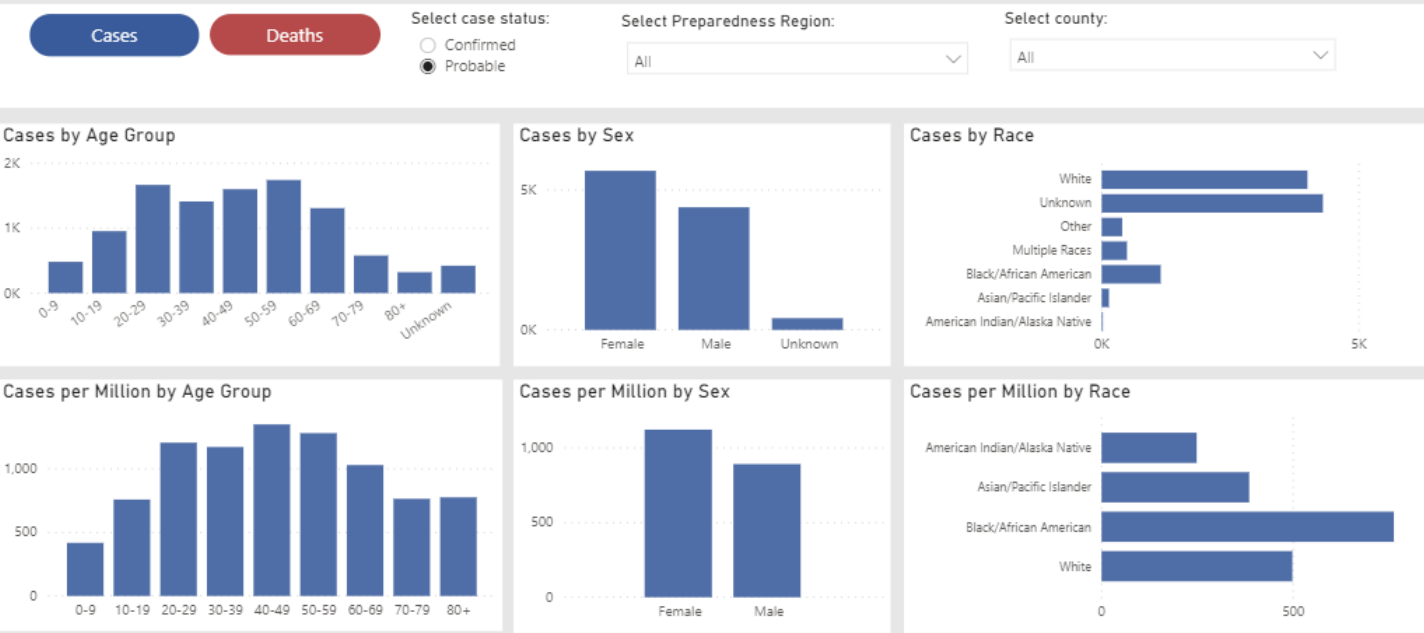






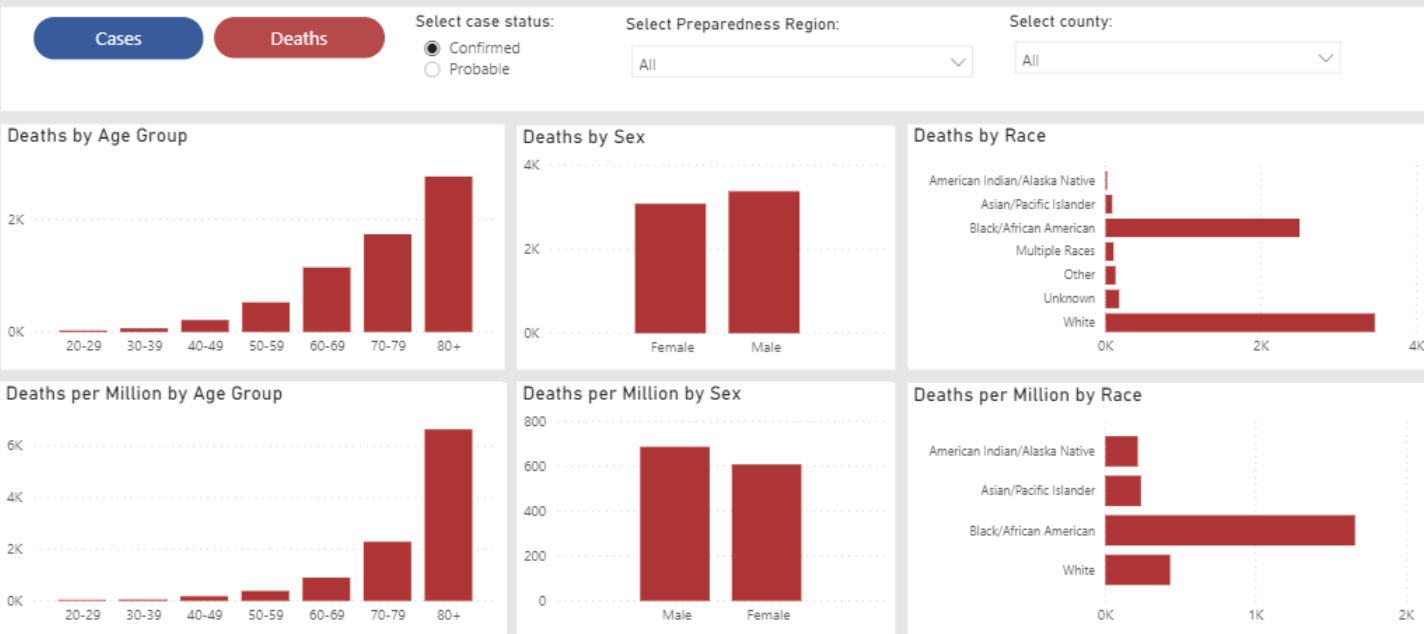
Cases by Demographic Characteristics

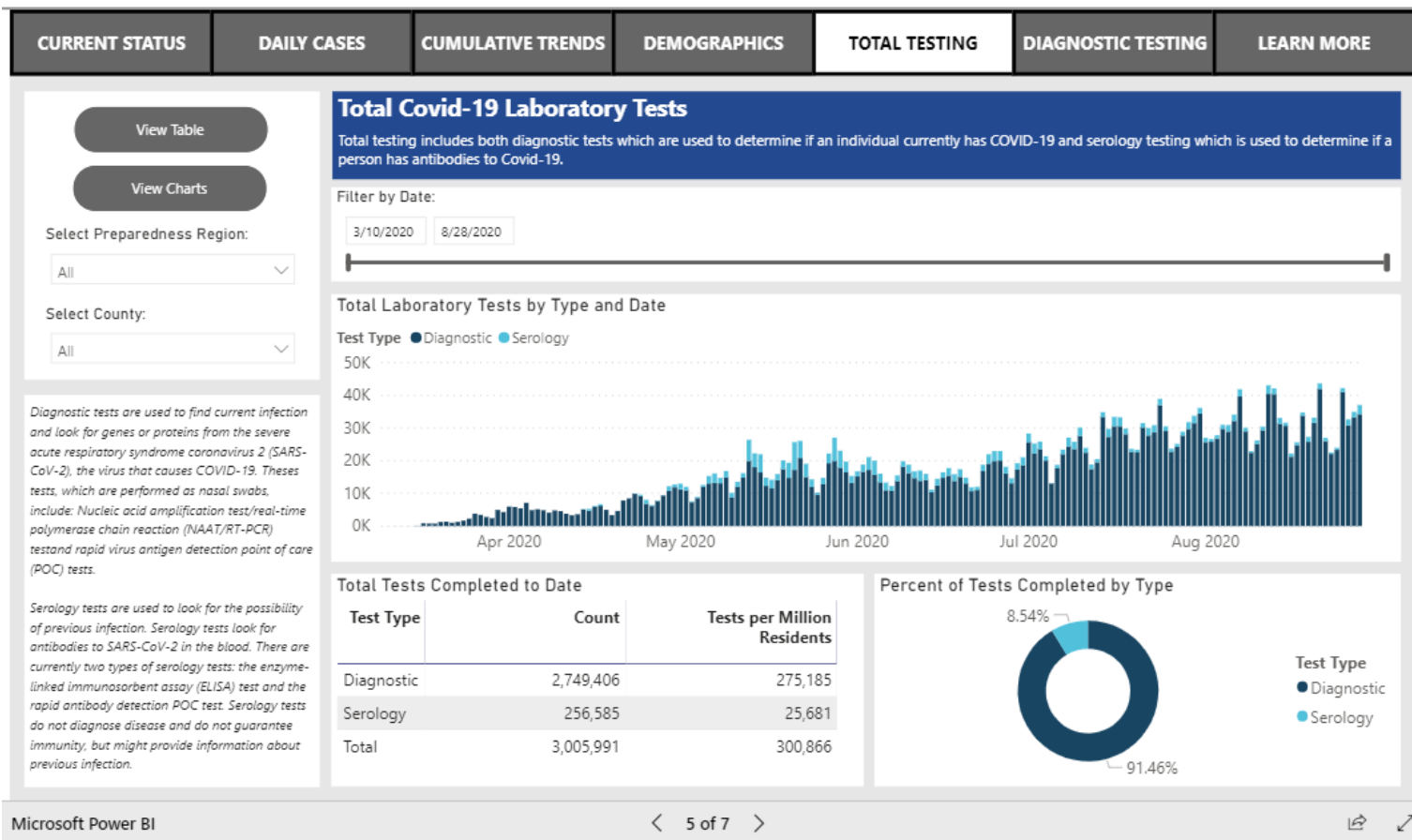
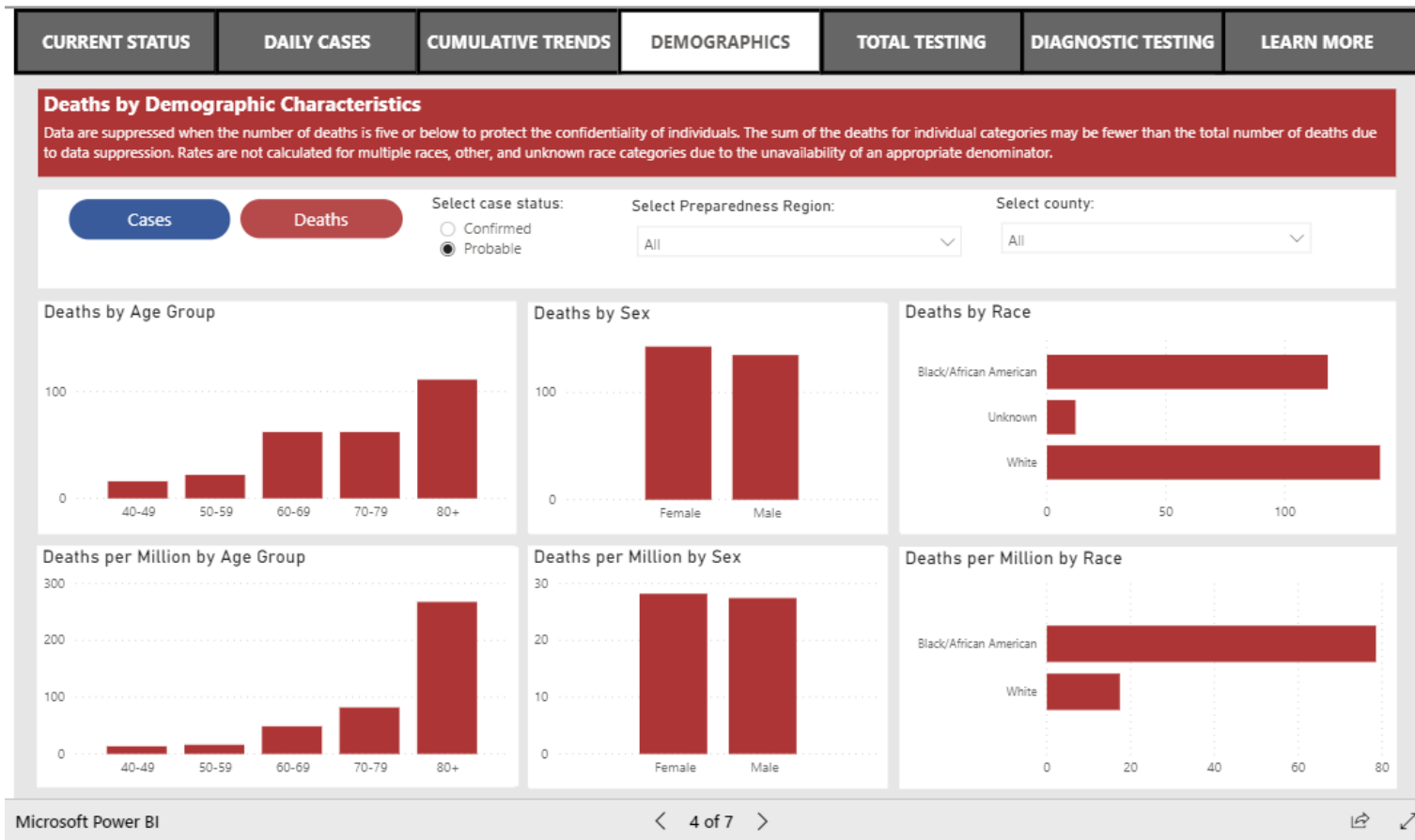
Data are suppressed when the number of cases is five or below to protect the confidentiality of individuals. The sum of the cases for individual categories may be fewer than the total number of cases due to data suppression. Rates are not calculated for multiple races, other, and unknown race categories due to the unavailability of an appropriate denominator.



Deaths by Demographic Characteristics

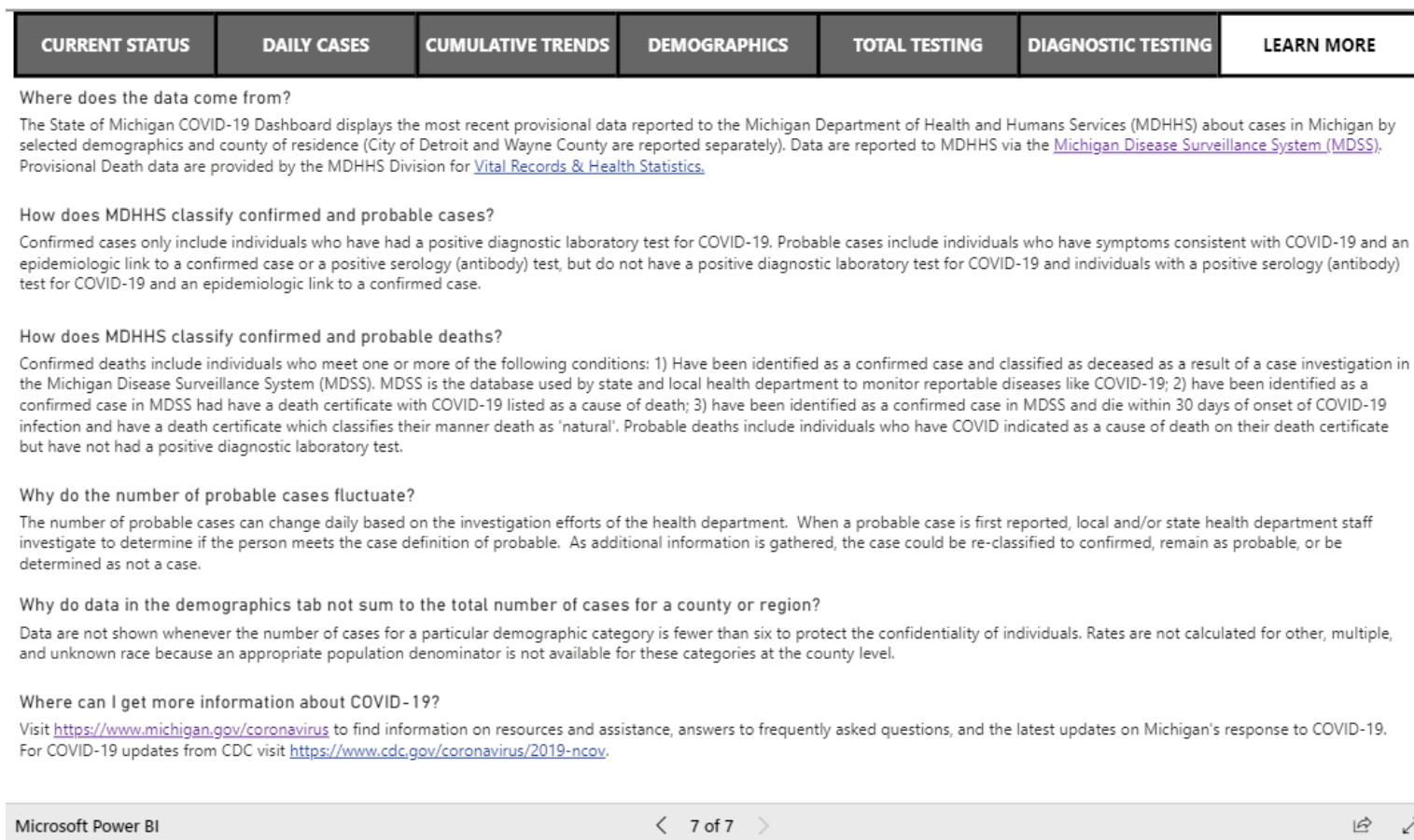
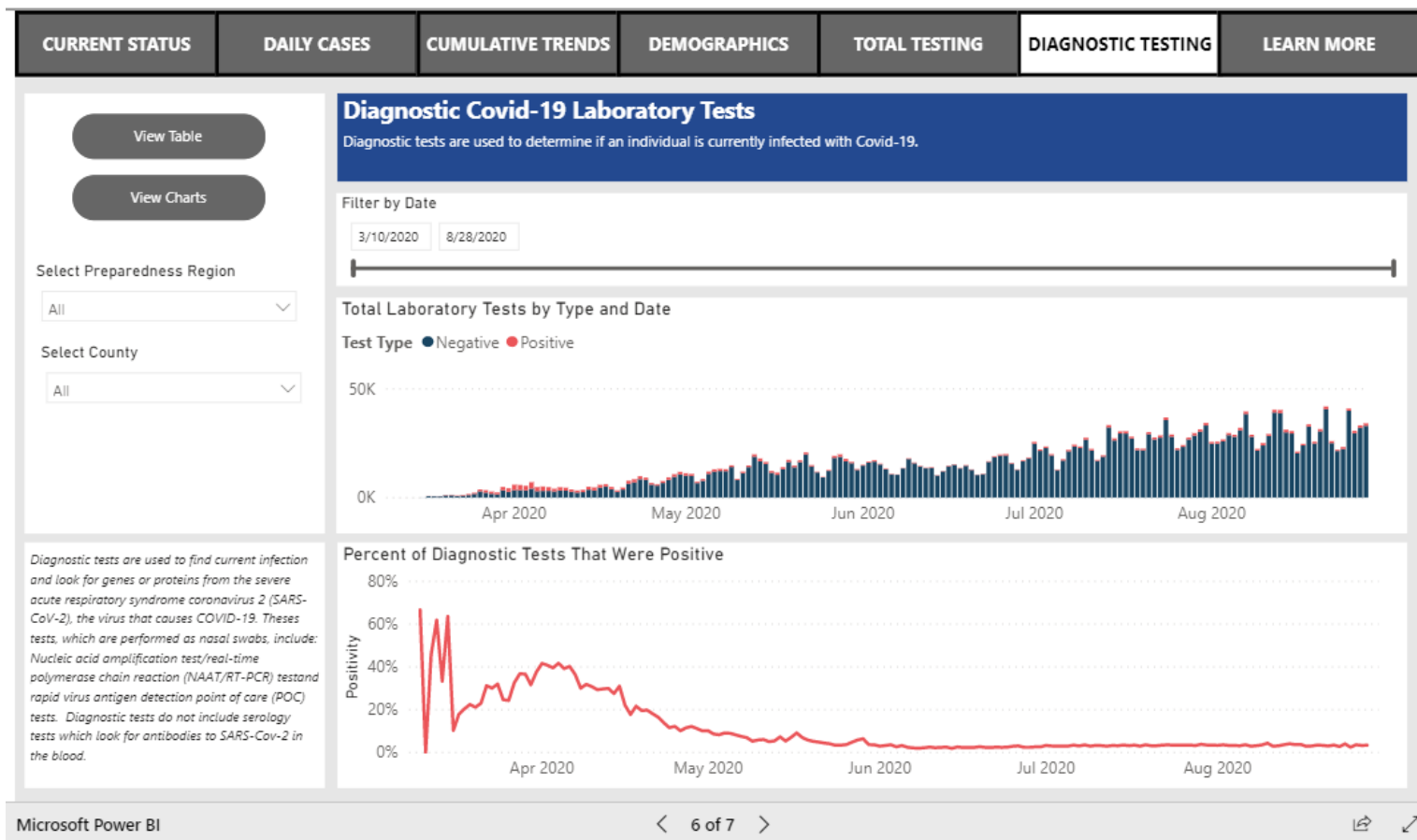
Data are suppressed when the number of deaths is five or below to protect the confidentiality of individuals. The sum of the deaths for individual categories may be fewer than the total number of deaths due to data suppression. Rates are not calculated for multiple races, other, and unknown race categories due to the unavailability of an appropriate denominator.





Microsoft Power BI

< 5 of 7 >



As of 2020-08-29 18:52, public datasets have not been updated. Total cumulative counts taken from dashboard.

Covid-19 Cases and Deaths by County			
Visit the LEARN MORE tab for detailed information about how cases and deaths are classified.			
County	Case Status	Cases	Deaths
Alcona	Confirmed	27	2
Alcona	Probable	4	0
Alger	Confirmed	16	0
Alger	Probable	1	0
Allegan	Confirmed	561	6
Allegan	Probable	69	0
Alpena	Confirmed	118	14
Alpena	Probable	14	0
Antrim	Confirmed	49	0
Antrim	Probable	9	0
Arenac	Confirmed	47	3
Arenac	Probable	6	0
Baraga	Confirmed	6	0
Baraga	Probable	2	0
Barry	Confirmed	186	2
Barry	Probable	26	0
Bay	Confirmed	730	41
Bay	Probable	83	0
Benzie	Confirmed	43	2
Benzie	Probable	3	0
Berrien	Confirmed	1,413	70
Berrien	Probable	184	0
Branch	Confirmed	427	3
Branch	Probable	40	0
Calhoun	Confirmed	863	43
Calhoun	Probable	111	2
Cass	Confirmed	382	17
Cass	Probable	28	1
Charlevoix	Confirmed	65	2
Charlevoix	Probable	5	0
Cheboygan	Confirmed	62	2
Cheboygan	Probable	13	0
Chippewa	Confirmed	36	0
Chippewa	Probable	20	0
Clare	Confirmed	90	4
Clare	Probable	10	0
Clinton	Confirmed	408	13
Clinton	Probable	74	0
Crawford	Confirmed	104	5
Crawford	Probable	9	0
Delta	Confirmed	120	3
Delta	Probable	26	0

Detroit City	Confirmed	13,589	1,508
Detroit City	Probable	981	101
Dickinson	Confirmed	64	2
Dickinson	Probable	1	0
Eaton	Confirmed	450	8
Eaton	Probable	59	0
Emmet	Confirmed	107	2
Emmet	Probable	10	0
FCI	Confirmed	191	5
FCI	Probable	5	0
Genesee	Confirmed	3,204	279
Genesee	Probable	748	26
Gladwin	Confirmed	68	2
Gladwin	Probable	7	0
Gogebic	Confirmed	133	1
Gogebic	Probable	11	0
Grand Traverse	Confirmed	310	6
Grand Traverse	Probable	33	0
Gratiot	Confirmed	166	15
Gratiot	Probable	18	0
Hillsdale	Confirmed	278	26
Hillsdale	Probable	24	0
Houghton	Confirmed	58	1
Houghton	Probable	9	0
Huron	Confirmed	168	4
Huron	Probable	30	0
Ingham	Confirmed	1,717	38
Ingham	Probable	49	1
Ionia	Confirmed	262	7
Ionia	Probable	34	0
Iosco	Confirmed	117	11
Iosco	Probable	24	1
Iron	Confirmed	28	1
Iron	Probable	0	0
Isabella	Confirmed	404	9
Isabella	Probable	47	0
Jackson	Confirmed	797	39
Jackson	Probable	23	1
Kalamazoo	Confirmed	1,778	86
Kalamazoo	Probable	146	2
Kalkaska	Confirmed	51	4
Kalkaska	Probable	13	0
Kent	Confirmed	7,673	160
Kent	Probable	730	4
Huron	Confirmed	168	4
Huron	Probable	30	0
Ingham	Confirmed	1,717	38
Ingham	Probable	49	1
Ionia	Confirmed	262	7
Ionia	Probable	34	0
Iosco	Confirmed	117	11
Iosco	Probable	24	1

Iron	Confirmed	28	1
Iron	Probable	0	0
Isabella	Confirmed	404	9
Isabella	Probable	47	0
Jackson	Confirmed	797	39
Jackson	Probable	23	1
Kalamazoo	Confirmed	1,778	86
Kalamazoo	Probable	146	2
Kalkaska	Confirmed	51	4
Kalkaska	Probable	13	0
Kent	Confirmed	7,673	160
Kent	Probable	730	4
Keweenaw	Confirmed	2	0
Keweenaw	Probable	0	0
Lake	Confirmed	28	0
Lake	Probable	1	0
Lapeer	Confirmed	448	34
Lapeer	Probable	83	1
Leelanau	Confirmed	81	1
Leelanau	Probable	8	0
Lenawee	Confirmed	510	13
Lenawee	Probable	47	0
Livingston	Confirmed	911	28
Livingston	Probable	175	1
Luce	Confirmed	5	0
Luce	Probable	0	0
Mackinac	Confirmed	28	0
Mackinac	Probable	8	0
Macomb	Confirmed	12,225	929
Macomb	Probable	456	39
Manistee	Confirmed	48	1
Manistee	Probable	5	0
Marquette	Confirmed	207	11
Marquette	Probable	34	0
Mason	Confirmed	107	0
Mason	Probable	12	0
MDOC	Confirmed	5,200	70
MDOC	Probable	8	1
Mecosta	Confirmed	79	2
Mecosta	Probable	7	0
Menominee	Confirmed	213	0
Menominee	Probable	32	0
Midland	Confirmed	321	11
Midland	Probable	90	0
Missaukee	Confirmed	30	1
Missaukee	Probable	14	0
Monroe	Confirmed	1,138	26
Monroe	Probable	149	1
Montcalm	Confirmed	202	3
Montcalm	Probable	20	0

Montmorency	Confirmed	11	0
Montmorency	Probable	1	0
Muskegon	Confirmed	1,342	67
Muskegon	Probable	56	0
Newaygo	Confirmed	281	0
Newaygo	Probable	13	0
Oakland	Confirmed	14,330	1,119
Oakland	Probable	3,592	43
Oceana	Confirmed	473	6
Oceana	Probable	26	0
Ogemaw	Confirmed	43	4
Ogemaw	Probable	14	0
Ontonagon	Confirmed	33	0
Ontonagon	Probable	1	0
Osceola	Confirmed	68	0
Osceola	Probable	9	0
Oscoda	Confirmed	22	1
Oscoda	Probable	7	0
Otsego	Confirmed	122	11
Otsego	Probable	21	0
Ottawa	Confirmed	1,968	58
Ottawa	Probable	124	6
Out-of-State	Confirmed	104	0
Out-of-State	Probable	2	0
Presque Isle	Confirmed	19	1
Presque Isle	Probable	2	0
Roscommon	Confirmed	59	3
Roscommon	Probable	16	0
Saginaw	Confirmed	2,342	129
Saginaw	Probable	153	4
Sanilac	Confirmed	118	6
Sanilac	Probable	5	1
Schoolcraft	Confirmed	14	0
Schoolcraft	Probable	1	0
Shiawassee	Confirmed	390	28
Shiawassee	Probable	27	1
St Clair	Confirmed	793	52
St Clair	Probable	125	1
St Joseph	Confirmed	591	11
St Joseph	Probable	88	0
Tuscola	Confirmed	395	29
Tuscola	Probable	51	0
Unknown	Confirmed	1	0
Unknown	Probable	4	0
Van Buren	Confirmed	549	14
Van Buren	Probable	72	2
Washtenaw	Confirmed	2,539	114
Washtenaw	Probable	333	1
Wayne	Confirmed	15,638	1,234
Wayne	Probable	853	37
Wexford	Confirmed	84	4
Wexford	Probable	13	0

CASES AND DEATHS BY COUNTY 2020-08-29

Updated	COUNTY	ConfirmedCases	ConfirmedDeaths	ProbableCases	ProbableDeaths
2020/08/28 13:10:18	Alcona	27	2	4	0
2020/08/28 13:10:18	Alger	16	0	1	0
2020/08/28 13:10:18	Allegan	561	6	69	0
2020/08/28 13:10:18	Alpena	118	14	14	0
2020/08/28 13:10:18	Antrim	49	0	9	0
2020/08/28 13:10:18	Arenac	47	3	6	0
2020/08/28 13:10:18	Baraga	6	0	2	0
2020/08/28 13:10:18	Barry	186	2	26	0
2020/08/28 13:10:18	Bay	730	41	83	0
2020/08/28 13:10:18	Benzie	43	2	3	0
2020/08/28 13:10:18	Berrien	1413	70	184	0
2020/08/28 13:10:18	Branch	427	3	40	0
2020/08/28 13:10:18	Calhoun	863	43	111	2
2020/08/28 13:10:18	Cass	382	17	28	1
2020/08/28 13:10:18	Charlevoix	65	2	5	0
2020/08/28 13:10:18	Cheboygan	62	2	13	0
2020/08/28 13:10:18	Chippewa	36	0	20	0
2020/08/28 13:10:18	Clare	90	4	10	0
2020/08/28 13:10:18	Clinton	408	13	74	0
2020/08/28 13:10:18	Crawford	104	5	9	0
2020/08/28 13:10:18	Delta	120	3	26	0
2020/08/28 13:10:18	Dickinson	64	2	1	0
2020/08/28 13:10:18	Eaton	450	8	59	0
2020/08/28 13:10:18	Emmet	107	2	10	0
2020/08/28 13:10:18	Genesee	3204	279	748	26
2020/08/28 13:10:18	Gladwin	68	2	7	0
2020/08/28 13:10:18	Gogebic	133	1	11	0
2020/08/28 13:10:18	Grand Traverse	310	6	33	0
2020/08/28 13:10:18	Gratiot	166	15	18	0
2020/08/28 13:10:18	Hillsdale	278	26	24	0
2020/08/28 13:10:18	Houghton	58	1	9	0
2020/08/28 13:10:18	Huron	168	4	30	0
2020/08/28 13:10:18	Ingham	1717	38	49	1
2020/08/28 13:10:18	Ionia	262	7	34	0
2020/08/28 13:10:18	Iosco	117	11	24	1
2020/08/28 13:10:18	Iron	28	1	0	0
2020/08/28 13:10:18	Isabella	404	9	47	0
2020/08/28 13:10:18	Jackson	797	39	23	1
2020/08/28 13:10:18	Kalamazoo	1778	86	146	2
2020/08/28 13:10:18	Kalkaska	51	4	13	0
2020/08/28 13:10:18	Kent	7673	160	730	4
2020/08/28 13:10:18	Keweenaw	2	0	0	0
2020/08/28 13:10:18	Lake	28	0	1	0
2020/08/28 13:10:18	Lapeer	448	34	83	1
2020/08/28 13:10:18	Leelanau	81	1	8	0
2020/08/28 13:10:18	Lenawee	510	13	47	0
2020/08/28 13:10:18	Livingston	911	28	175	1

2020/08/28 13:10:18	Luce	5	0	0	0
2020/08/28 13:10:18	Mackinac	28	0	8	0
2020/08/28 13:10:18	Macomb	12225	929	456	39
2020/08/28 13:10:18	Manistee	48	1	5	0
2020/08/28 13:10:18	Marquette	207	11	34	0
2020/08/28 13:10:18	Mason	107	0	12	0
2020/08/28 13:10:18	Mecosta	79	2	7	0
2020/08/28 13:10:18	Menominee	213	0	32	0
2020/08/28 13:10:18	Midland	321	11	90	0
2020/08/28 13:10:18	Missaukee	30	1	14	0
2020/08/28 13:10:18	Monroe	1138	26	149	1
2020/08/28 13:10:18	Montcalm	202	3	20	0
2020/08/28 13:10:18	Montmorency	11	0	1	0
2020/08/28 13:10:18	Muskegon	1342	67	56	0
2020/08/28 13:10:18	Newaygo	281	0	13	0
2020/08/28 13:10:18	Oakland	14330	1119	3592	43
2020/08/28 13:10:18	Oceana	473	6	26	0
2020/08/28 13:10:18	Ogemaw	43	4	14	0
2020/08/28 13:10:18	Ontonagon	33	0	1	0
2020/08/28 13:10:18	Osceola	68	0	9	0
2020/08/28 13:10:18	Oscoda	22	1	7	0
2020/08/28 13:10:18	Otsego	122	11	21	0
2020/08/28 13:10:18	Ottawa	1968	58	124	6
2020/08/28 13:10:18	Presque Isle	19	1	2	0
2020/08/28 13:10:18	Roscommon	59	3	16	0
2020/08/28 13:10:18	Saginaw	2342	129	153	4
2020/08/28 13:10:18	Sanilac	118	6	5	1
2020/08/28 13:10:18	Schoolcraft	14	0	1	0
2020/08/28 13:10:18	Shiawassee	390	28	27	1
2020/08/28 13:10:18	St Clair	793	52	125	1
2020/08/28 13:10:18	St Joseph	591	11	88	0
2020/08/28 13:10:18	Tuscola	395	29	51	0
2020/08/28 13:10:18	Van Buren	549	14	72	2
2020/08/28 13:10:18	Washtenaw	2539	114	333	1
2020/08/28 13:10:18	Wayne	15638	1234	853	37
2020/08/28 13:10:18	Wexford	84	4	13	0
2020/08/28 13:10:18	MDOC	5200	70	8	1
2020/08/28 13:10:18	FCI	191	5	5	0
2020/08/28 13:10:18	Out-of-State	104	0	2	0
2020/08/28 13:10:18	Unknown	1	0	4	0
2020/08/28 13:10:18	Detroit City	13589	1508	981	101