



Western Michigan University
ScholarWorks at WMU

Cumulative Michigan COVID-19 Data

Michigan COVID-19 State Data

9-3-2020

2020-09-03_MichiganOverview_COVIDstats

Michigan Department of Health & Human Services

Follow this and additional works at: <https://scholarworks.wmich.edu/michigan-covid-data-state-cumulative>



Part of the Public Health Commons

WMU ScholarWorks Citation

Michigan Department of Health & Human Services, "2020-09-03_MichiganOverview_COVIDstats" (2020).
Cumulative Michigan COVID-19 Data. 199.

<https://scholarworks.wmich.edu/michigan-covid-data-state-cumulative/199>

This Website is brought to you for free and open access
by the Michigan COVID-19 State Data at ScholarWorks at
WMU. It has been accepted for inclusion in Cumulative
Michigan COVID-19 Data by an authorized administrator
of ScholarWorks at WMU. For more information, please
contact wmu-scholarworks@wmich.edu.



Coronavirus

CORONAVIRUS / MICHIGAN DATA

Michigan Data



DATA ABOUT PLACES

LONG TERM CARE FACILITIES

CORONAVIRUS SYMPTOMS

CUMULATIVE RECOVERED



OUTBREAK REPORTING



Note on deaths (09/03/20): Regular reviews of death certificate data maintained in Vital Records reporting systems are conducted by MDHHS staff three times per week. As a part of this process, records that identify COVID-19 infection as a contributing factor to death are compared against all laboratory confirmed cases of COVID-19 in the Michigan Disease Surveillance System (MDSS). If a death certificate is matched to a confirmed COVID-19 case and that record in the MDSS does not indicate the individual died, the MDSS record is updated to indicate the death and the appropriate local health department is notified. These matched deaths are then included with mortality information posted to the Michigan Coronavirus website. As a result of the most recent assessment, today's data includes 9 additional deaths identified by this methodology.

CURRENT STATUS

DAILY CASES

CUMULATIVE TRENDS

DEMOGRAPHICS

TOTAL TESTING

DIAGNOSTIC TESTING

LEARN MORE

View Cases

View Deaths

View Table

COVID-19 Cases by County

Confirmed cases include individuals with a positive diagnostic test for COVID-19. Probable cases include individuals with COVID-19 symptoms and an epidemiologic link to confirmed COVID-19, but no diagnostic test.

Cases by County

Select Preparedness Region:
All

Select County:
All

This report is provisional and subject to change. City of Detroit and Wayne County are reported separately. MDHHS began tracking probable cases April 5, 2020. FCI indicates federal correctional institute. MDOC indicates Michigan Department of Corrections. Diagnostic tests, including nucleic acid amplification/real-time polymerase chain reaction (NAAT/RT-PCR) and rapid virus antigen detection point of care (POC) tests, look for current infection. Serology (antibody) tests are used to look for the possibility of previous infection.

Source: Michigan Disease Surveillance System (MDSS) and Vital Records.

2-20

21-203

204-1633

1634-18350

18351+

Michigan

Thursday, September 3, 2020

Michigan (Statewide) Case Fatality Rate

6.2%

Current Totals

Case Status	Cases	Deaths
Confirmed	104,395	6,519
Probable	10,847	272
Total	115,242	6,791

Laboratory Testing

Test Type	Tests Performed
Diagnostic	2,881,707
Serology	261,011
Total	3,142,718

Microsoft Power BI

< 1 of 7 >

2/4

Cases by Hispanic/Latino Ethnicity

Hispanic/Latino Ethnicity	Percentage of Overall Cases by Ethnicity	Percentage of Deceased Cases by Ethnicity
Hispanic/Latino	8%	2%
Non-Hispanic Latino	67%	84%
Unknown	25%	14%

Totals may not add to 100% due to rounding

Cases by Arab Ethnicity

Arab Ethnicity	Percentage of Overall Cases by Ethnicity	Percentage of Deceased Cases by Ethnicity
Arab	4%	2%
Non-Arab	50%	46%
Unknown	46%	52%

Totals may not add to 100% due to rounding

PUBLIC USE DATASETS 9/3/2020

(Downloadable .xlsx files)

Cases and Deaths by County

Cases and Deaths by County by Date

Cases by Demographics Statewide

COVID-19 Tests by County

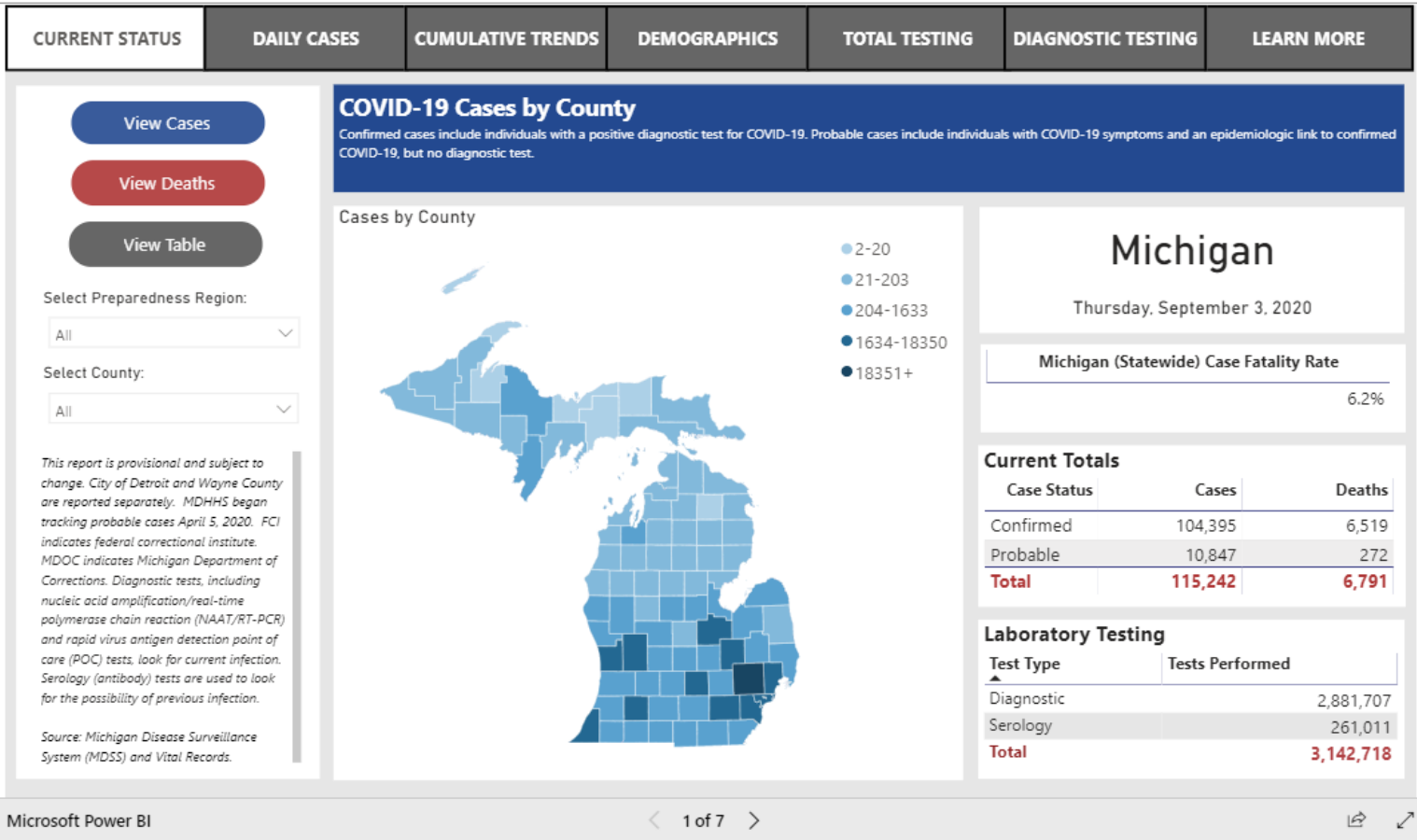
Diagnostic Tests by Result and County

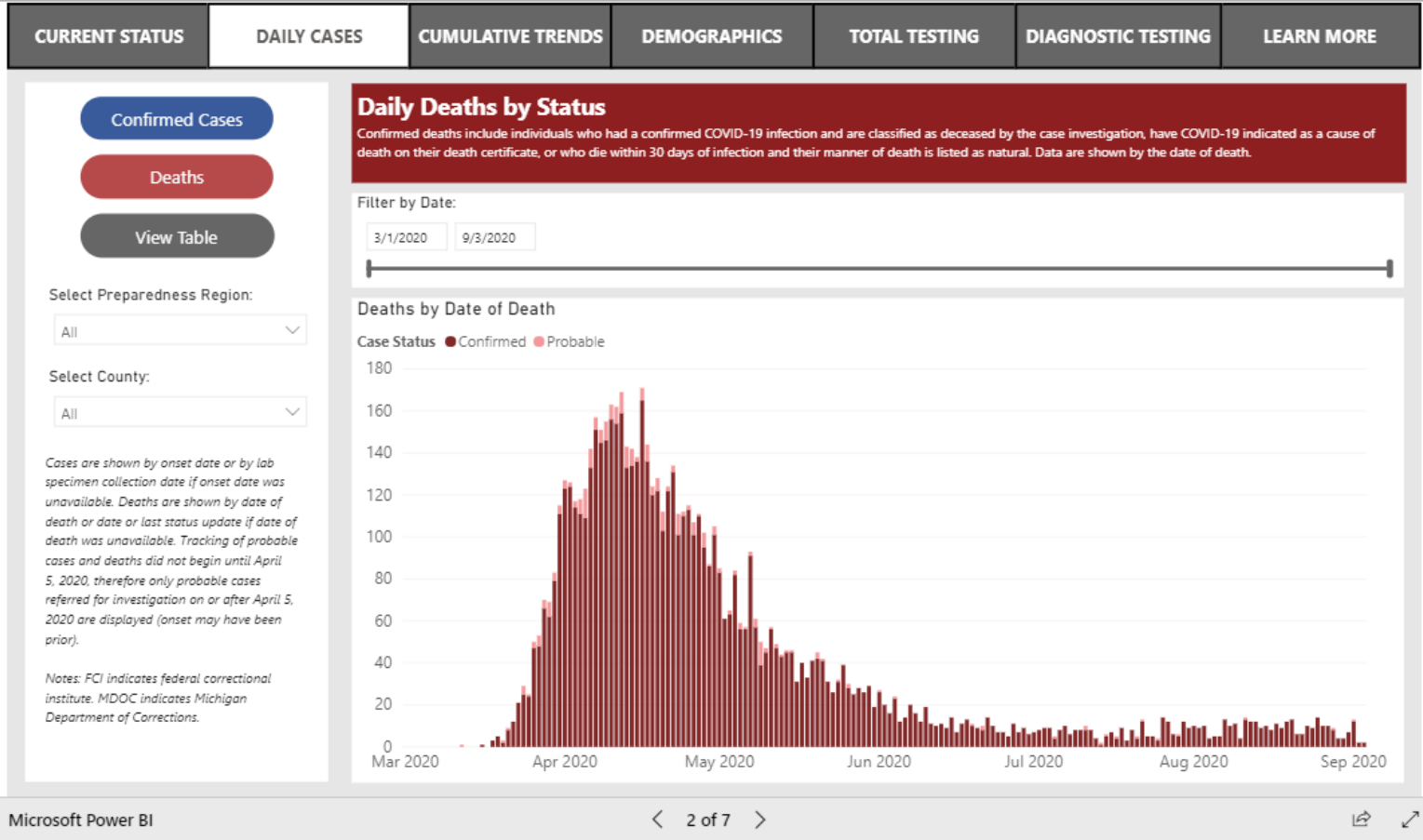
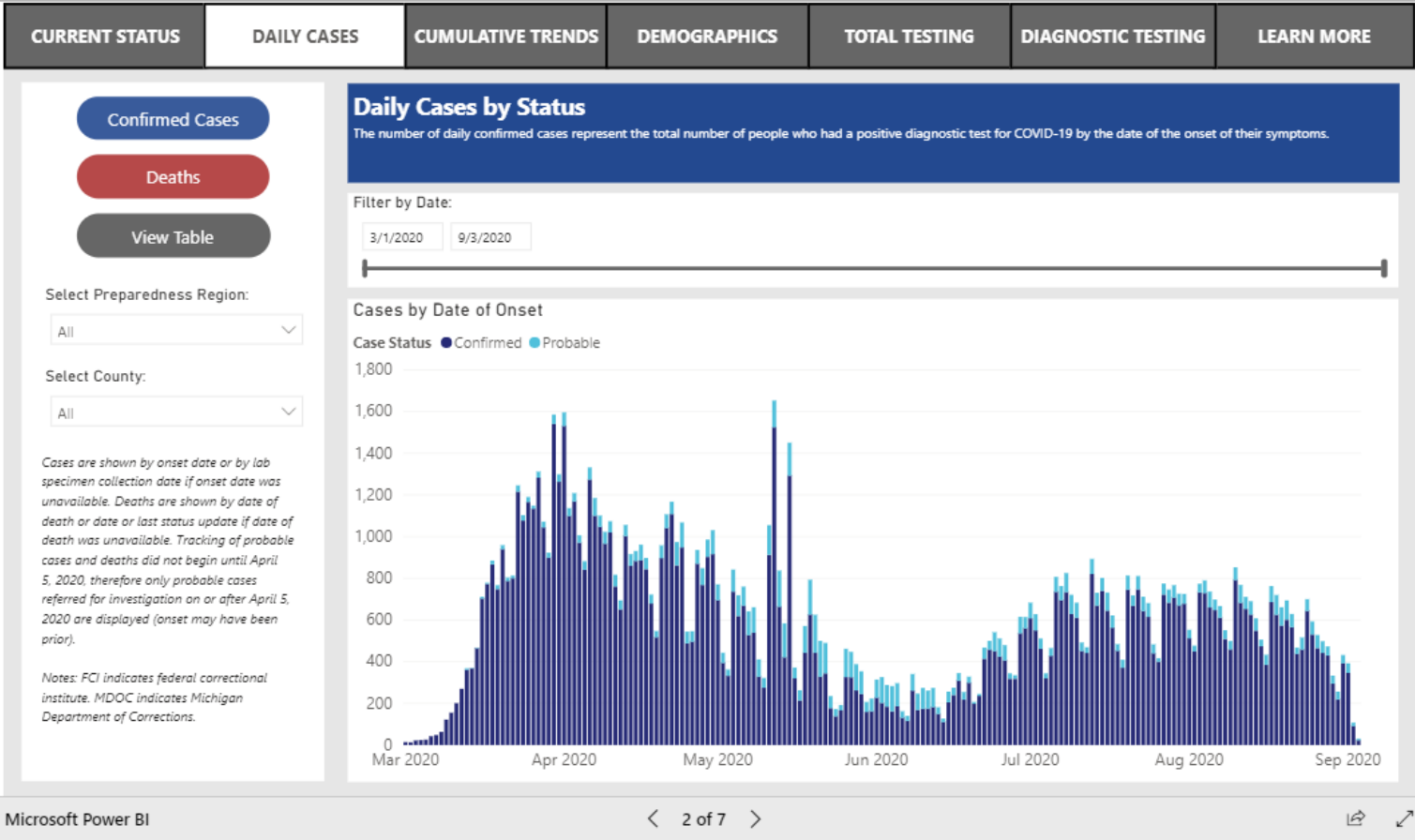
Cumulative Total of Recovered COVID-19 Cases

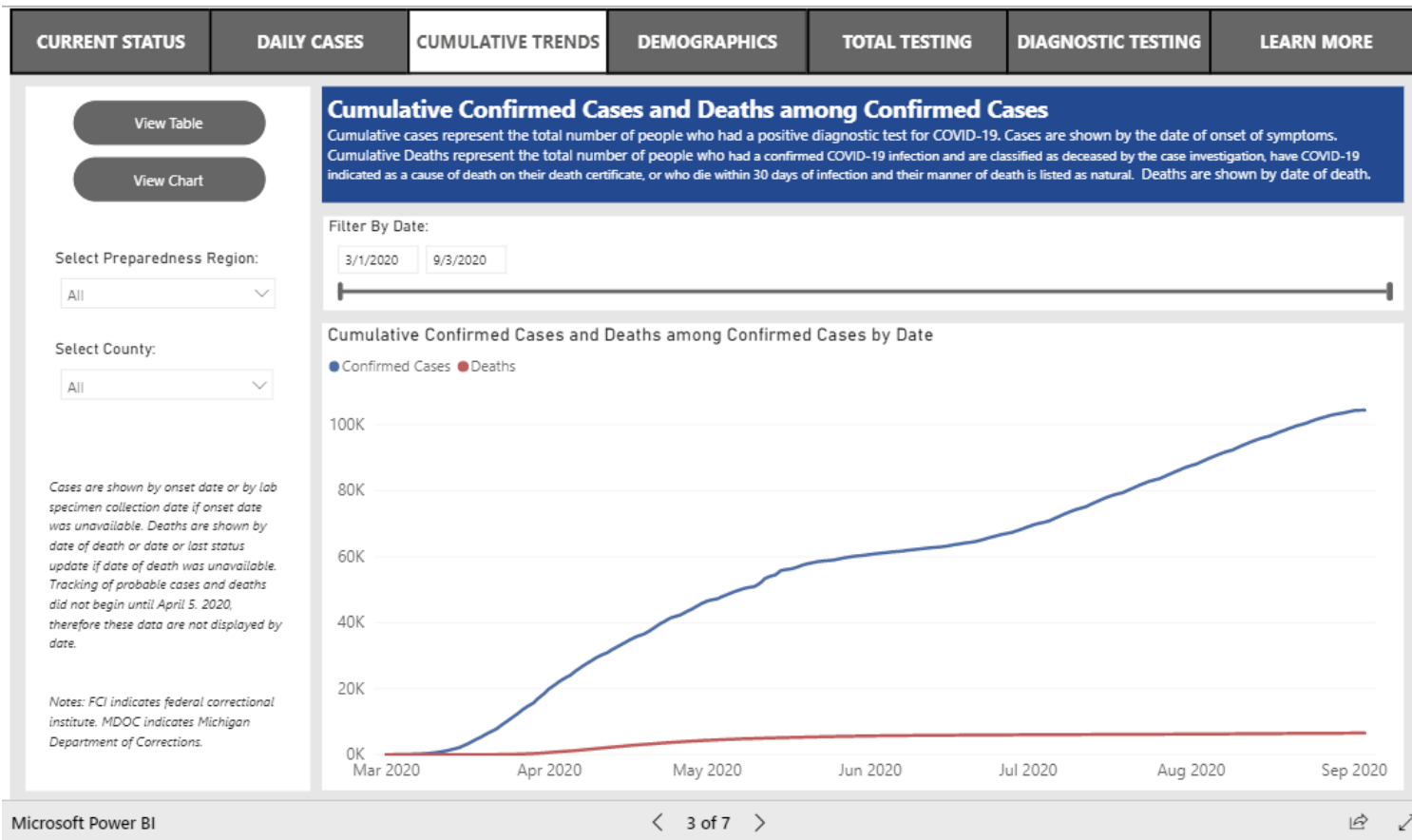
Cumulative Total of Recovered COVID-19 Cases (as of 08/28/2020): **76,151**

Note on recovery: During this response, MDHHS is reviewing vital records statistics to identify any laboratory confirmed COVID-19 cases who are 30 days out from their onset of illness to represent recovery status. As the pandemic continues to impact Michigan, this pool will expand to include more cases. Recovered is defined as the number of persons with a confirmed COVID-19 diagnosis who are alive 30 days post-onset (or referral date if onset is not available). The number of persons recovered on August 28, 2020 represents COVID-19 confirmed individuals with an onset date on or prior to July 29, 2020. If an individual dies from a COVID-related cause >30 days from onset/referral, they are removed from the number of persons recovered. These numbers will be updated every Saturday.

Source: Michigan Disease Surveillance System and Vital Records

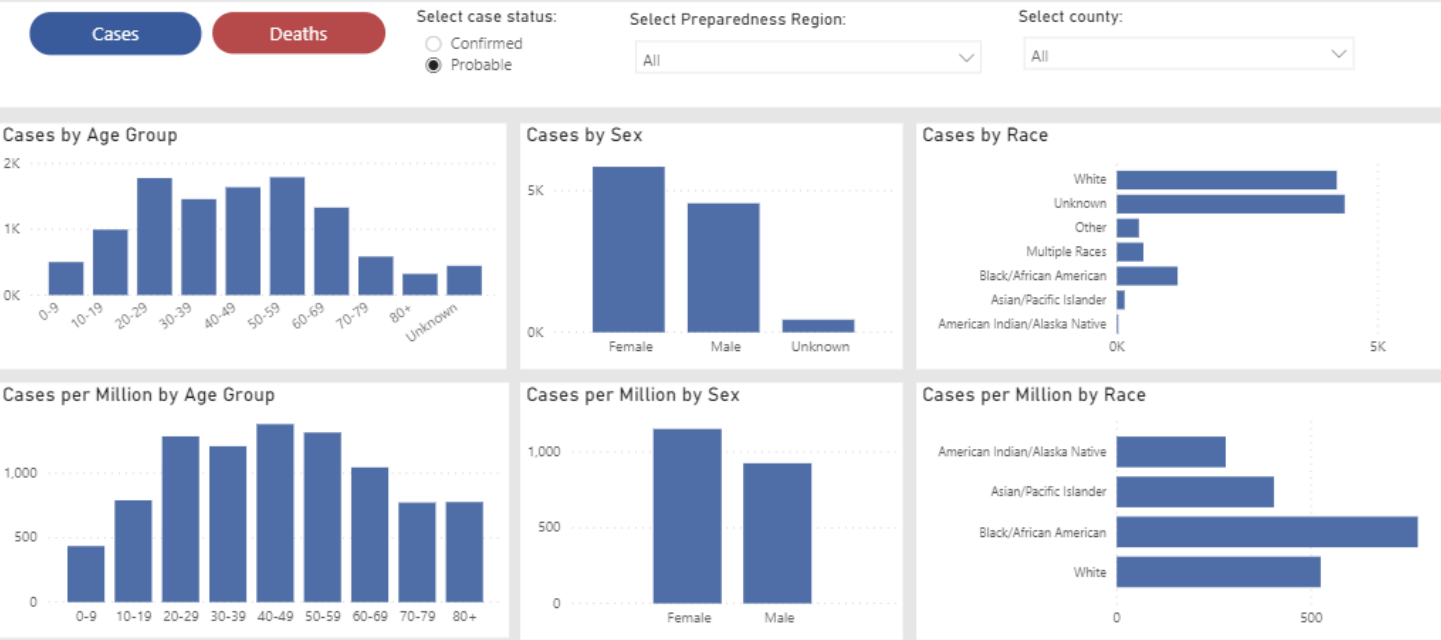






Cases by Demographic Characteristics

Data are suppressed when the number of cases is five or below to protect the confidentiality of individuals. The sum of the cases for individual categories may be fewer than the total number of cases due to data suppression. Rates are not calculated for multiple races, other, and unknown race categories due to the unavailability of an appropriate denominator.



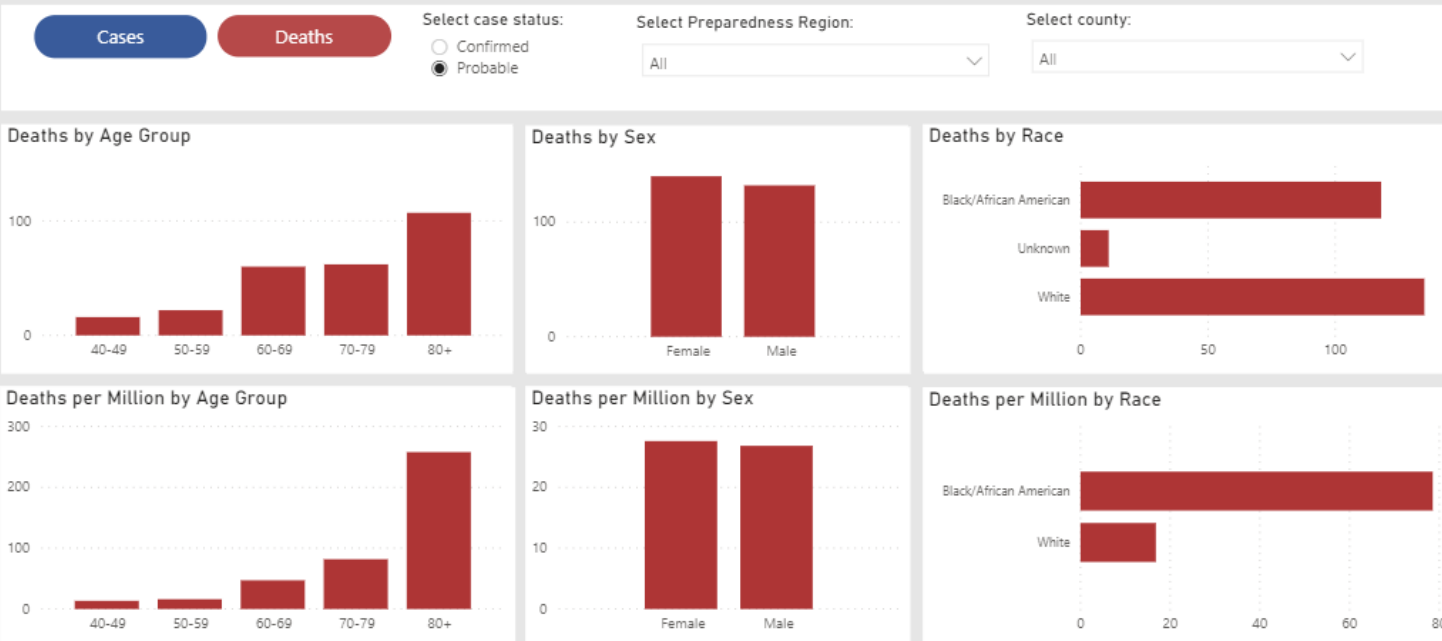
Deaths by Demographic Characteristics

Data are suppressed when the number of deaths is five or below to protect the confidentiality of individuals. The sum of the deaths for individual categories may be fewer than the total number of deaths due to data suppression. Rates are not calculated for multiple races, other, and unknown race categories due to the unavailability of an appropriate denominator.



Deaths by Demographic Characteristics

Data are suppressed when the number of deaths is five or below to protect the confidentiality of individuals. The sum of the deaths for individual categories may be fewer than the total number of deaths due to data suppression. Rates are not calculated for multiple races, other, and unknown race categories due to the unavailability of an appropriate denominator.



View Table

View Charts

Select Preparedness Region:

All

Select County:

All

Diagnostic tests are used to find current infection and look for genes or proteins from the severe acute respiratory syndrome coronavirus 2 (SARS-CoV-2), the virus that causes COVID-19. These tests, which are performed as nasal swabs, include: Nucleic acid amplification test/real-time polymerase chain reaction (NAAT/RT-PCR) test and rapid virus antigen detection point of care (POC) tests.

Serology tests are used to look for the possibility of previous infection. Serology tests look for antibodies to SARS-CoV-2 in the blood. There are currently two types of serology tests: the enzyme-linked immunosorbent assay (ELISA) test and the rapid antibody detection POC test. Serology tests do not diagnose disease and do not guarantee immunity, but might provide information about previous infection.

Total Covid-19 Laboratory Tests

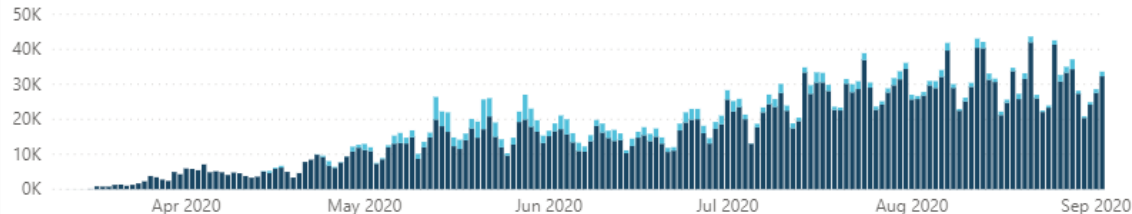
Total testing includes both diagnostic tests which are used to determine if an individual currently has COVID-19 and serology testing which is used to determine if a person has antibodies to Covid-19.

Filter by Date:

3/10/2020 9/2/2020

Total Laboratory Tests by Type and Date

Test Type ● Diagnostic ● Serology

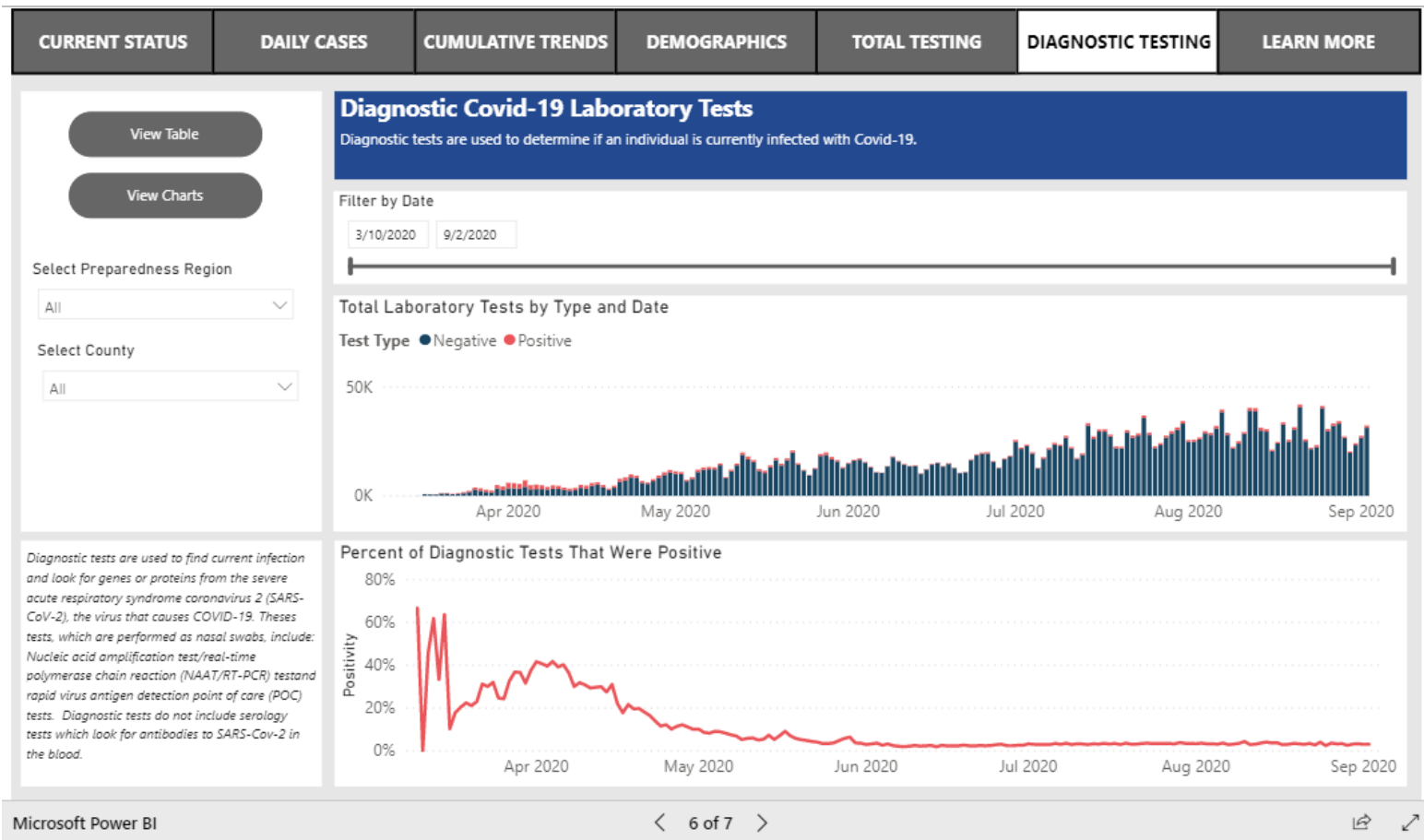


Total Tests Completed to Date

Test Type	Count	Tests per Million Residents
Diagnostic	2,881,707	288,427
Serology	261,011	26,124
Total	3,142,718	314,551

Percent of Tests Completed by Type





CURRENT STATUS	DAILY CASES	CUMULATIVE TRENDS	DEMOGRAPHICS	TOTAL TESTING	DIAGNOSTIC TESTING	LEARN MORE
<p>Where does the data come from?</p> <p>The State of Michigan COVID-19 Dashboard displays the most recent provisional data reported to the Michigan Department of Health and Humans Services (MDHHS) about cases in Michigan by selected demographics and county of residence (City of Detroit and Wayne County are reported separately). Data are reported to MDHHS via the Michigan Disease Surveillance System (MDSS). Provisional Death data are provided by the MDHHS Division for Vital Records & Health Statistics.</p> <p>How does MDHHS classify confirmed and probable cases?</p> <p>Confirmed cases only include individuals who have had a positive diagnostic laboratory test for COVID-19. Probable cases include individuals who have symptoms consistent with COVID-19 and an epidemiologic link to a confirmed case or a positive serology (antibody) test, but do not have a positive diagnostic laboratory test for COVID-19 and individuals with a positive serology (antibody) test for COVID-19 and an epidemiologic link to a confirmed case.</p> <p>How does MDHHS classify confirmed and probable deaths?</p> <p>Confirmed deaths include individuals who meet one or more of the following conditions: 1) Have been identified as a confirmed case and classified as deceased as a result of a case investigation in the Michigan Disease Surveillance System (MDSS). MDSS is the database used by state and local health department to monitor reportable diseases like COVID-19; 2) have been identified as a confirmed case in MDSS had have a death certificate with COVID-19 listed as a cause of death; 3) have been identified as a confirmed case in MDSS and die within 30 days of onset of COVID-19 infection and have a death certificate which classifies their manner death as 'natural'. Probable deaths include individuals who have COVID indicated as a cause of death on their death certificate but have not had a positive diagnostic laboratory test.</p> <p>Why do the number of probable cases fluctuate?</p> <p>The number of probable cases can change daily based on the investigation efforts of the health department. When a probable case is first reported, local and/or state health department staff investigate to determine if the person meets the case definition of probable. As additional information is gathered, the case could be re-classified to confirmed, remain as probable, or be determined as not a case.</p> <p>Why do data in the demographics tab not sum to the total number of cases for a county or region?</p> <p>Data are not shown whenever the number of cases for a particular demographic category is fewer than six to protect the confidentiality of individuals. Rates are not calculated for other, multiple, and unknown race because an appropriate population denominator is not available for these categories at the county level.</p> <p>Where can I get more information about COVID-19?</p> <p>Visit https://www.michigan.gov/coronavirus to find information on resources and assistance, answers to frequently asked questions, and the latest updates on Michigan's response to COVID-19. For COVID-19 updates from CDC visit https://www.cdc.gov/coronavirus/2019-ncov.</p>						

Microsoft Power BI

< 7 of 7 >

PUBLIC USE DATASETS

Cases and Deaths by County

README

Includes total cases and deaths to date by case status (confirmed or probable) and county.

County is based on the county of residence.

Confirmed cases only include individuals who have had a positive diagnostic laboratory test for COVID-19.

Probable cases include individuals who have symptoms consistent with COVID-19 and an epidemiologic link to a confirmed case or a positive serology (antibody) test, but do not have a positive diagnostic laboratory test for COVID-19 and individuals with a positive serology (antibody) test for COVID-19 and an epidemiologic link to a confirmed case.

Confirmed deaths include individuals who meet one or more of the following conditions: 1) Have been identified as a confirmed case and classified as deceased as a result of a case investigation in the Michigan Disease Surveillance System (MDSS). MDSS is the database used by state and local health department to monitor reportable diseases like COVID-19; 2) have been identified as a confirmed case in MDSS had have a death certificate with COVID-19 listed as a cause of death; 3) have been identified as a confirmed case in MDSS and die within 30 days of onset of COVID-19 infection and have a death certificate which classifies their manner death as 'natural'.

Probable deaths include individuals who have COVID indicated as a cause of death on their death certificate but have not had a positive diagnostic laboratory test.

The number of probable cases can change daily based on information obtained through the health department investigation. Probable cases can be re-classified as a confirmed case or determined to not be a case.

CASES AND DEATHS BY COUNTY 2020-09-03

Updated	COUNTY	ConfirmedCases	ConfirmedDeaths	ProbableCases	ProbableDeaths
2020/09/03 14:15:22	Alcona	30	2	7	0
2020/09/03 14:15:22	Alger	16	0	1	0
2020/09/03 14:15:22	Allegan	579	6	71	0
2020/09/03 14:15:22	Alpena	118	14	14	0
2020/09/03 14:15:22	Antrim	53	0	7	0
2020/09/03 14:15:22	Arenac	53	3	6	0
2020/09/03 14:15:22	Baraga	6	0	2	0
2020/09/03 14:15:22	Barry	193	2	24	0
2020/09/03 14:15:22	Bay	761	42	89	0
2020/09/03 14:15:22	Benzie	51	2	4	0
2020/09/03 14:15:22	Berrien	1448	70	186	0
2020/09/03 14:15:22	Branch	453	4	48	0
2020/09/03 14:15:22	Calhoun	912	43	117	1
2020/09/03 14:15:22	Cass	389	16	29	0
2020/09/03 14:15:22	Charlevoix	67	3	6	0
2020/09/03 14:15:22	Cheboygan	67	2	13	0
2020/09/03 14:15:22	Chippewa	43	0	22	0
2020/09/03 14:15:22	Clare	94	4	9	0
2020/09/03 14:15:22	Clinton	444	13	76	0
2020/09/03 14:15:22	Crawford	104	5	9	0
2020/09/03 14:15:22	Delta	143	3	26	0
2020/09/03 14:15:22	Dickinson	66	2	1	0
2020/09/03 14:15:22	Eaton	463	9	60	0
2020/09/03 14:15:22	Emmet	117	3	10	0
2020/09/03 14:15:22	Genesee	3252	279	753	26
2020/09/03 14:15:22	Gladwin	72	2	8	0
2020/09/03 14:15:22	Gogebic	134	1	10	0
2020/09/03 14:15:22	Grand Traverse	331	7	39	0
2020/09/03 14:15:22	Gratiot	173	15	19	0
2020/09/03 14:15:22	Hillsdale	281	26	24	0
2020/09/03 14:15:22	Houghton	81	1	14	0
2020/09/03 14:15:22	Huron	171	4	33	0
2020/09/03 14:15:22	Ingham	1791	40	49	0
2020/09/03 14:15:22	Ionia	271	7	36	0
2020/09/03 14:15:22	Iosco	121	11	24	1
2020/09/03 14:15:22	Iron	34	1	2	0
2020/09/03 14:15:22	Isabella	488	10	56	0
2020/09/03 14:15:22	Jackson	833	39	23	1
2020/09/03 14:15:22	Kalamazoo	1800	86	195	2
2020/09/03 14:15:22	Kalkaska	54	4	13	0
2020/09/03 14:15:22	Kent	7870	165	740	4
2020/09/03 14:15:22	Keweenaw	2	0		
2020/09/03 14:15:22	Lake	28	0	1	0
2020/09/03 14:15:22	Lapeer	460	34	86	1
2020/09/03 14:15:22	Leelanau	88	1	7	0
2020/09/03 14:15:22	Lenawee	612	13	48	0
2020/09/03 14:15:22	Livingston	975	28	178	1

2020/09/03 14:15:22	Luce	5	0		
2020/09/03 14:15:22	Mackinac	30	0	8	0
2020/09/03 14:15:22	Macomb	12568	942	463	39
2020/09/03 14:15:22	Manistee	54	1	5	0
2020/09/03 14:15:22	Marquette	221	11	41	0
2020/09/03 14:15:22	Mason	109	0	13	0
2020/09/03 14:15:22	Mecosta	87	2	7	0
2020/09/03 14:15:22	Menominee	227	0	31	0
2020/09/03 14:15:22	Midland	344	11	94	0
2020/09/03 14:15:22	Missaukee	34	1	15	0
2020/09/03 14:15:22	Monroe	1202	27	155	1
2020/09/03 14:15:22	Montcalm	215	4	20	0
2020/09/03 14:15:22	Montmorency	11	0	1	0
2020/09/03 14:15:22	Muskegon	1296	68	60	0
2020/09/03 14:15:22	Newaygo	287	1	14	0
2020/09/03 14:15:22	Oakland	14673	1126	3678	43
2020/09/03 14:15:22	Oceana	475	6	26	0
2020/09/03 14:15:22	Ogemaw	44	5	14	0
2020/09/03 14:15:22	Ontonagon	35	0	1	0
2020/09/03 14:15:22	Osceola	71	0	9	0
2020/09/03 14:15:22	Oscoda	25	1	7	0
2020/09/03 14:15:22	Otsego	126	11	22	0
2020/09/03 14:15:22	Ottawa	2194	58	132	5
2020/09/03 14:15:22	Presque Isle	19	1	2	0
2020/09/03 14:15:22	Roscommon	59	4	17	0
2020/09/03 14:15:22	Saginaw	2411	129	173	3
2020/09/03 14:15:22	Sanilac	121	6	5	1
2020/09/03 14:15:22	Schoolcraft	14	0	1	0
2020/09/03 14:15:22	Shiawassee	430	29	29	1
2020/09/03 14:15:22	St Clair	807	52	127	1
2020/09/03 14:15:22	St Joseph	595	11	88	0
2020/09/03 14:15:22	Tuscola	405	29	57	0
2020/09/03 14:15:22	Van Buren	574	14	73	2
2020/09/03 14:15:22	Washtenaw	2627	114	329	0
2020/09/03 14:15:22	Wayne	15992	1243	905	38
2020/09/03 14:15:22	Wexford	94	4	16	0
2020/09/03 14:15:22	MDOC	5297	70	7	0
2020/09/03 14:15:22	FCI	191	5	5	0
2020/09/03 14:15:22	Out-of-State	118	0	3	0
	Unknown			5	0
2020/09/03 14:15:22	Detroit City	13716	1511	994	101

PUBLIC USE DATASETS

Cases by Demographics Statewide

README

Includes the total number of confirmed and probable cases and confirmed and probable deaths to date by demographic characteristics

Confirmed cases only include individuals who have had a positive diagnostic laboratory test for COVID-19.

Probable cases include individuals who have symptoms consistent with COVID-19 and an epidemiologic link to a confirmed case or a positive serology (antibody) test, but do not have a positive diagnostic laboratory test for COVID-19 and individuals with a positive serology (antibody) test for COVID-19 and an epidemiologic link to a confirmed case.

Confirmed deaths include individuals who meet one or more of the following conditions: 1) Have been identified as a confirmed case and classified as deceased as a result of a case investigation in the Michigan Disease Surveillance System (MDSS). MDSS is the database used by state and local health department to monitor reportable diseases like COVID-19; 2) have been identified as a confirmed case in MDSS had have a death certificate with COVID-19 listed as a cause of death; 3) have been identified as a confirmed case in MDSS and die within 30 days of onset of COVID-19 infection and have a death certificate which classifies their manner death as 'natural'.

Probable deaths include individuals who have COVID indicated as a cause of death on their death certificate but have not had a positive diagnostic laboratory test.

The number of probable cases can change daily based on information obtained through the health department investigation. Probable cases can be re-classified as a confirmed case or determined to not be a case.

Data is suppressed when the number of cases or deaths in a single category is between one and five to protect the confidentiality of individuals.

CASES BY DEMOGRAPHICS STATEWIDE 2020-09-03

CASE_STATUS	AgeCat	RaceCat	SEX	Cases	Deaths
Confirmed	0-9	American Indian/Alaska Native	Female	6	0
Confirmed	10-19	American Indian/Alaska Native	Female	23	0
Confirmed	20-29	American Indian/Alaska Native	Female	45	0
Confirmed	30-39	American Indian/Alaska Native	Female	40	0
Confirmed	40-49	American Indian/Alaska Native	Female	42	0
Confirmed	50-59	American Indian/Alaska Native	Female	47	0
Confirmed	60-69	American Indian/Alaska Native	Female	20	Suppressed
Confirmed	70-79	American Indian/Alaska Native	Female	18	Suppressed
Confirmed	80+	American Indian/Alaska Native	Female	7	Suppressed
Confirmed	Unknown	American Indian/Alaska Native	Female	0	0
Confirmed	0-9	Asian/Pacific Islander	Female	17	0
Confirmed	10-19	Asian/Pacific Islander	Female	53	0
Confirmed	20-29	Asian/Pacific Islander	Female	175	0
Confirmed	30-39	Asian/Pacific Islander	Female	218	0
Confirmed	40-49	Asian/Pacific Islander	Female	205	0
Confirmed	50-59	Asian/Pacific Islander	Female	171	Suppressed
Confirmed	60-69	Asian/Pacific Islander	Female	102	Suppressed
Confirmed	70-79	Asian/Pacific Islander	Female	50	11
Confirmed	80+	Asian/Pacific Islander	Female	57	23
Confirmed	Unknown	Asian/Pacific Islander	Female	0	0
Confirmed	0-9	Black/African American	Female	172	Suppressed
Confirmed	10-19	Black/African American	Female	454	Suppressed
Confirmed	20-29	Black/African American	Female	1997	Suppressed
Confirmed	30-39	Black/African American	Female	1978	8
Confirmed	40-49	Black/African American	Female	2131	52
Confirmed	50-59	Black/African American	Female	2069	105
Confirmed	60-69	Black/African American	Female	1891	229
Confirmed	70-79	Black/African American	Female	1299	317
Confirmed	80+	Black/African American	Female	1023	419
Confirmed	Unknown	Black/African American	Female	Suppressed	0
Confirmed	0-9	Multiple Races	Female	68	0
Confirmed	10-19	Multiple Races	Female	302	0
Confirmed	20-29	Multiple Races	Female	773	0
Confirmed	30-39	Multiple Races	Female	608	Suppressed
Confirmed	40-49	Multiple Races	Female	710	Suppressed
Confirmed	50-59	Multiple Races	Female	743	Suppressed
Confirmed	60-69	Multiple Races	Female	457	Suppressed
Confirmed	70-79	Multiple Races	Female	215	11
Confirmed	80+	Multiple Races	Female	205	22
Confirmed	Unknown	Multiple Races	Female	Suppressed	0
Confirmed	0-9	Other	Female	127	0
Confirmed	10-19	Other	Female	376	0
Confirmed	20-29	Other	Female	734	0
Confirmed	30-39	Other	Female	579	Suppressed
Confirmed	40-49	Other	Female	567	Suppressed
Confirmed	50-59	Other	Female	381	Suppressed
Confirmed	60-69	Other	Female	248	15

Confirmed	70-79	Other	Female	128	15
Confirmed	80+	Other	Female	108	22
Confirmed	Unknown	Other	Female	0	0
Confirmed	0-9	Unknown	Female	98	0
Confirmed	10-19	Unknown	Female	625	0
Confirmed	20-29	Unknown	Female	1233	0
Confirmed	30-39	Unknown	Female	1006	0
Confirmed	40-49	Unknown	Female	1152	Suppressed
Confirmed	50-59	Unknown	Female	1144	6
Confirmed	60-69	Unknown	Female	853	15
Confirmed	70-79	Unknown	Female	491	23
Confirmed	80+	Unknown	Female	541	36
Confirmed	Unknown	Unknown	Female	6	0
Confirmed	0-9	White	Female	393	0
Confirmed	10-19	White	Female	2199	0
Confirmed	20-29	White	Female	4855	Suppressed
Confirmed	30-39	White	Female	3187	9
Confirmed	40-49	White	Female	3289	22
Confirmed	50-59	White	Female	3639	67
Confirmed	60-69	White	Female	2885	171
Confirmed	70-79	White	Female	2097	381
Confirmed	80+	White	Female	3113	1084
Confirmed	Unknown	White	Female	12	0
Confirmed	0-9	American Indian/Alaska Native	Male	9	0
Confirmed	10-19	American Indian/Alaska Native	Male	11	0
Confirmed	20-29	American Indian/Alaska Native	Male	35	0
Confirmed	30-39	American Indian/Alaska Native	Male	36	0
Confirmed	40-49	American Indian/Alaska Native	Male	44	0
Confirmed	50-59	American Indian/Alaska Native	Male	38	Suppressed
Confirmed	60-69	American Indian/Alaska Native	Male	29	6
Confirmed	70-79	American Indian/Alaska Native	Male	16	6
Confirmed	80+	American Indian/Alaska Native	Male	Suppressed	Suppressed
Confirmed	Unknown	American Indian/Alaska Native	Male	0	0
Confirmed	0-9	Asian/Pacific Islander	Male	35	0
Confirmed	10-19	Asian/Pacific Islander	Male	46	0
Confirmed	20-29	Asian/Pacific Islander	Male	185	0
Confirmed	30-39	Asian/Pacific Islander	Male	192	Suppressed
Confirmed	40-49	Asian/Pacific Islander	Male	168	Suppressed
Confirmed	50-59	Asian/Pacific Islander	Male	140	Suppressed
Confirmed	60-69	Asian/Pacific Islander	Male	107	13
Confirmed	70-79	Asian/Pacific Islander	Male	50	14
Confirmed	80+	Asian/Pacific Islander	Male	34	16
Confirmed	Unknown	Asian/Pacific Islander	Male	0	0
Confirmed	0-9	Black/African American	Male	160	0
Confirmed	10-19	Black/African American	Male	426	0
Confirmed	20-29	Black/African American	Male	1490	9
Confirmed	30-39	Black/African American	Male	1612	28
Confirmed	40-49	Black/African American	Male	1798	70
Confirmed	50-59	Black/African American	Male	2142	192
Confirmed	60-69	Black/African American	Male	2024	343

Confirmed	70-79	Black/African American	Male	1290	416
Confirmed	80+	Black/African American	Male	597	303
Confirmed	Unknown	Black/African American	Male	Suppressed	0
Confirmed	0-9	Multiple Races	Male	83	0
Confirmed	10-19	Multiple Races	Male	275	0
Confirmed	20-29	Multiple Races	Male	575	0
Confirmed	30-39	Multiple Races	Male	493	0
Confirmed	40-49	Multiple Races	Male	529	Suppressed
Confirmed	50-59	Multiple Races	Male	538	Suppressed
Confirmed	60-69	Multiple Races	Male	386	21
Confirmed	70-79	Multiple Races	Male	196	16
Confirmed	80+	Multiple Races	Male	86	17
Confirmed	Unknown	Multiple Races	Male	Suppressed	0
Confirmed	0-9	Other	Male	156	0
Confirmed	10-19	Other	Male	381	0
Confirmed	20-29	Other	Male	762	Suppressed
Confirmed	30-39	Other	Male	693	Suppressed
Confirmed	40-49	Other	Male	606	Suppressed
Confirmed	50-59	Other	Male	440	8
Confirmed	60-69	Other	Male	267	24
Confirmed	70-79	Other	Male	136	18
Confirmed	80+	Other	Male	55	12
Confirmed	Unknown	Other	Male	Suppressed	0
Confirmed	0-9	Unknown	Male	135	0
Confirmed	10-19	Unknown	Male	642	0
Confirmed	20-29	Unknown	Male	1325	Suppressed
Confirmed	30-39	Unknown	Male	1205	Suppressed
Confirmed	40-49	Unknown	Male	1306	11
Confirmed	50-59	Unknown	Male	1256	9
Confirmed	60-69	Unknown	Male	897	16
Confirmed	70-79	Unknown	Male	429	22
Confirmed	80+	Unknown	Male	257	32
Confirmed	Unknown	Unknown	Male	9	0
Confirmed	0-9	White	Male	458	0
Confirmed	10-19	White	Male	1865	0
Confirmed	20-29	White	Male	3860	6
Confirmed	30-39	White	Male	3069	13
Confirmed	40-49	White	Male	3007	38
Confirmed	50-59	White	Male	3644	123
Confirmed	60-69	White	Male	3128	294
Confirmed	70-79	White	Male	2131	498
Confirmed	80+	White	Male	1702	792
Confirmed	Unknown	White	Male	9	0
Confirmed	0-9	American Indian/Alaska Native	Unknown	0	0
Confirmed	10-19	American Indian/Alaska Native	Unknown	0	0
Confirmed	20-29	American Indian/Alaska Native	Unknown	0	0
Confirmed	30-39	American Indian/Alaska Native	Unknown	0	0
Confirmed	40-49	American Indian/Alaska Native	Unknown	0	0
Confirmed	50-59	American Indian/Alaska Native	Unknown	0	0
Confirmed	60-69	American Indian/Alaska Native	Unknown	0	0

Confirmed	70-79	American Indian/Alaska Native	Unknown	0	0
Confirmed	80+	American Indian/Alaska Native	Unknown	0	0
Confirmed	Unknown	American Indian/Alaska Native	Unknown	0	0
Confirmed	0-9	Asian/Pacific Islander	Unknown	0	0
Confirmed	10-19	Asian/Pacific Islander	Unknown	0	0
Confirmed	20-29	Asian/Pacific Islander	Unknown	0	0
Confirmed	30-39	Asian/Pacific Islander	Unknown	Suppressed	0
Confirmed	40-49	Asian/Pacific Islander	Unknown	0	0
Confirmed	50-59	Asian/Pacific Islander	Unknown	0	0
Confirmed	60-69	Asian/Pacific Islander	Unknown	0	0
Confirmed	70-79	Asian/Pacific Islander	Unknown	0	0
Confirmed	80+	Asian/Pacific Islander	Unknown	0	0
Confirmed	Unknown	Asian/Pacific Islander	Unknown	0	0
Confirmed	0-9	Black/African American	Unknown	0	0
Confirmed	10-19	Black/African American	Unknown	Suppressed	0
Confirmed	20-29	Black/African American	Unknown	Suppressed	0
Confirmed	30-39	Black/African American	Unknown	Suppressed	0
Confirmed	40-49	Black/African American	Unknown	Suppressed	0
Confirmed	50-59	Black/African American	Unknown	Suppressed	0
Confirmed	60-69	Black/African American	Unknown	Suppressed	0
Confirmed	70-79	Black/African American	Unknown	Suppressed	0
Confirmed	80+	Black/African American	Unknown	Suppressed	0
Confirmed	Unknown	Black/African American	Unknown	0	0
Confirmed	0-9	Multiple Races	Unknown	0	0
Confirmed	10-19	Multiple Races	Unknown	Suppressed	0
Confirmed	20-29	Multiple Races	Unknown	Suppressed	0
Confirmed	30-39	Multiple Races	Unknown	Suppressed	0
Confirmed	40-49	Multiple Races	Unknown	0	0
Confirmed	50-59	Multiple Races	Unknown	Suppressed	0
Confirmed	60-69	Multiple Races	Unknown	Suppressed	0
Confirmed	70-79	Multiple Races	Unknown	Suppressed	0
Confirmed	80+	Multiple Races	Unknown	0	0
Confirmed	Unknown	Multiple Races	Unknown	Suppressed	0
Confirmed	0-9	Other	Unknown	Suppressed	0
Confirmed	10-19	Other	Unknown	Suppressed	0
Confirmed	20-29	Other	Unknown	0	0
Confirmed	30-39	Other	Unknown	Suppressed	0
Confirmed	40-49	Other	Unknown	Suppressed	0
Confirmed	50-59	Other	Unknown	Suppressed	0
Confirmed	60-69	Other	Unknown	Suppressed	0
Confirmed	70-79	Other	Unknown	0	0
Confirmed	80+	Other	Unknown	Suppressed	0
Confirmed	Unknown	Other	Unknown	Suppressed	0
Confirmed	0-9	Unknown	Unknown	7	0
Confirmed	10-19	Unknown	Unknown	8	0
Confirmed	20-29	Unknown	Unknown	30	0
Confirmed	30-39	Unknown	Unknown	21	0
Confirmed	40-49	Unknown	Unknown	28	0
Confirmed	50-59	Unknown	Unknown	23	0
Confirmed	60-69	Unknown	Unknown	8	0

Confirmed	70-79	Unknown	Unknown	Suppressed	0
Confirmed	80+	Unknown	Unknown	7	0
Confirmed	Unknown	Unknown	Unknown	6	0
Confirmed	0-9	White	Unknown	0	0
Confirmed	10-19	White	Unknown	7	0
Confirmed	20-29	White	Unknown	8	0
Confirmed	30-39	White	Unknown	6	0
Confirmed	40-49	White	Unknown	Suppressed	0
Confirmed	50-59	White	Unknown	Suppressed	0
Confirmed	60-69	White	Unknown	Suppressed	0
Confirmed	70-79	White	Unknown	Suppressed	0
Confirmed	80+	White	Unknown	Suppressed	0
Confirmed	Unknown	White	Unknown	0	0
Probable	0-9	American Indian/Alaska Native	Female	Suppressed	0
Probable	10-19	American Indian/Alaska Native	Female	0	0
Probable	20-29	American Indian/Alaska Native	Female	Suppressed	0
Probable	30-39	American Indian/Alaska Native	Female	Suppressed	0
Probable	40-49	American Indian/Alaska Native	Female	Suppressed	0
Probable	50-59	American Indian/Alaska Native	Female	Suppressed	0
Probable	60-69	American Indian/Alaska Native	Female	Suppressed	0
Probable	70-79	American Indian/Alaska Native	Female	Suppressed	0
Probable	80+	American Indian/Alaska Native	Female	0	0
Probable	Unknown	American Indian/Alaska Native	Female	0	0
Probable	0-9	Asian/Pacific Islander	Female	9	0
Probable	10-19	Asian/Pacific Islander	Female	8	0
Probable	20-29	Asian/Pacific Islander	Female	21	0
Probable	30-39	Asian/Pacific Islander	Female	16	0
Probable	40-49	Asian/Pacific Islander	Female	7	0
Probable	50-59	Asian/Pacific Islander	Female	13	0
Probable	60-69	Asian/Pacific Islander	Female	Suppressed	0
Probable	70-79	Asian/Pacific Islander	Female	Suppressed	0
Probable	80+	Asian/Pacific Islander	Female	0	0
Probable	Unknown	Asian/Pacific Islander	Female	Suppressed	0
Probable	0-9	Black/African American	Female	20	0
Probable	10-19	Black/African American	Female	39	0
Probable	20-29	Black/African American	Female	108	0
Probable	30-39	Black/African American	Female	92	0
Probable	40-49	Black/African American	Female	124	Suppressed
Probable	50-59	Black/African American	Female	131	6
Probable	60-69	Black/African American	Female	109	11
Probable	70-79	Black/African American	Female	45	10
Probable	80+	Black/African American	Female	32	22
Probable	Unknown	Black/African American	Female	Suppressed	0
Probable	0-9	Multiple Races	Female	14	0
Probable	10-19	Multiple Races	Female	24	0
Probable	20-29	Multiple Races	Female	43	0
Probable	30-39	Multiple Races	Female	22	0
Probable	40-49	Multiple Races	Female	49	0
Probable	50-59	Multiple Races	Female	56	0
Probable	60-69	Multiple Races	Female	39	0

Probable	70-79	Multiple Races	Female	11	0
Probable	80+	Multiple Races	Female	Suppressed	Suppressed
Probable	Unknown	Multiple Races	Female	9	0
Probable	0-9	Other	Female	20	0
Probable	10-19	Other	Female	32	0
Probable	20-29	Other	Female	38	0
Probable	30-39	Other	Female	40	0
Probable	40-49	Other	Female	33	0
Probable	50-59	Other	Female	24	Suppressed
Probable	60-69	Other	Female	16	Suppressed
Probable	70-79	Other	Female	8	0
Probable	80+	Other	Female	Suppressed	0
Probable	Unknown	Other	Female	Suppressed	0
Probable	0-9	Unknown	Female	38	0
Probable	10-19	Unknown	Female	155	0
Probable	20-29	Unknown	Female	363	0
Probable	30-39	Unknown	Female	298	0
Probable	40-49	Unknown	Female	393	0
Probable	50-59	Unknown	Female	409	0
Probable	60-69	Unknown	Female	329	Suppressed
Probable	70-79	Unknown	Female	136	0
Probable	80+	Unknown	Female	68	Suppressed
Probable	Unknown	Unknown	Female	31	0
Probable	0-9	White	Female	124	0
Probable	10-19	White	Female	239	0
Probable	20-29	White	Female	406	0
Probable	30-39	White	Female	295	0
Probable	40-49	White	Female	362	Suppressed
Probable	50-59	White	Female	400	Suppressed
Probable	60-69	White	Female	251	15
Probable	70-79	White	Female	136	17
Probable	80+	White	Female	91	41
Probable	Unknown	White	Female	31	0
Probable	0-9	American Indian/Alaska Native	Male	0	0
Probable	10-19	American Indian/Alaska Native	Male	Suppressed	0
Probable	20-29	American Indian/Alaska Native	Male	Suppressed	0
Probable	30-39	American Indian/Alaska Native	Male	0	0
Probable	40-49	American Indian/Alaska Native	Male	Suppressed	0
Probable	50-59	American Indian/Alaska Native	Male	Suppressed	0
Probable	60-69	American Indian/Alaska Native	Male	Suppressed	0
Probable	70-79	American Indian/Alaska Native	Male	0	0
Probable	80+	American Indian/Alaska Native	Male	Suppressed	Suppressed
Probable	Unknown	American Indian/Alaska Native	Male	0	0
Probable	0-9	Asian/Pacific Islander	Male	12	0
Probable	10-19	Asian/Pacific Islander	Male	Suppressed	0
Probable	20-29	Asian/Pacific Islander	Male	15	0
Probable	30-39	Asian/Pacific Islander	Male	19	0
Probable	40-49	Asian/Pacific Islander	Male	Suppressed	0
Probable	50-59	Asian/Pacific Islander	Male	7	0
Probable	60-69	Asian/Pacific Islander	Male	Suppressed	0

Probable	70-79	Asian/Pacific Islander	Male	Suppressed	0
Probable	80+	Asian/Pacific Islander	Male	0	0
Probable	Unknown	Asian/Pacific Islander	Male	0	0
Probable	0-9	Black/African American	Male	31	0
Probable	10-19	Black/African American	Male	33	0
Probable	20-29	Black/African American	Male	58	0
Probable	30-39	Black/African American	Male	55	0
Probable	40-49	Black/African American	Male	54	7
Probable	50-59	Black/African American	Male	83	7
Probable	60-69	Black/African American	Male	79	16
Probable	70-79	Black/African American	Male	43	23
Probable	80+	Black/African American	Male	17	13
Probable	Unknown	Black/African American	Male	Suppressed	0
Probable	0-9	Multiple Races	Male	17	0
Probable	10-19	Multiple Races	Male	21	0
Probable	20-29	Multiple Races	Male	35	0
Probable	30-39	Multiple Races	Male	32	0
Probable	40-49	Multiple Races	Male	41	0
Probable	50-59	Multiple Races	Male	32	0
Probable	60-69	Multiple Races	Male	21	0
Probable	70-79	Multiple Races	Male	11	0
Probable	80+	Multiple Races	Male	Suppressed	Suppressed
Probable	Unknown	Multiple Races	Male	9	0
Probable	0-9	Other	Male	19	0
Probable	10-19	Other	Male	36	0
Probable	20-29	Other	Male	44	0
Probable	30-39	Other	Male	32	0
Probable	40-49	Other	Male	25	0
Probable	50-59	Other	Male	20	0
Probable	60-69	Other	Male	16	Suppressed
Probable	70-79	Other	Male	6	Suppressed
Probable	80+	Other	Male	Suppressed	0
Probable	Unknown	Other	Male	Suppressed	0
Probable	0-9	Unknown	Male	40	0
Probable	10-19	Unknown	Male	158	0
Probable	20-29	Unknown	Male	293	0
Probable	30-39	Unknown	Male	290	Suppressed
Probable	40-49	Unknown	Male	281	Suppressed
Probable	50-59	Unknown	Male	304	0
Probable	60-69	Unknown	Male	229	Suppressed
Probable	70-79	Unknown	Male	92	Suppressed
Probable	80+	Unknown	Male	39	Suppressed
Probable	Unknown	Unknown	Male	20	0
Probable	0-9	White	Male	141	0
Probable	10-19	White	Male	231	0
Probable	20-29	White	Male	325	Suppressed
Probable	30-39	White	Male	240	Suppressed
Probable	40-49	White	Male	238	Suppressed
Probable	50-59	White	Male	292	Suppressed
Probable	60-69	White	Male	218	12

Probable	70-79	White	Male	88	10
Probable	80+	White	Male	62	23
Probable	Unknown	White	Male	18	0
Probable	0-9	American Indian/Alaska Native	Unknown	0	0
Probable	10-19	American Indian/Alaska Native	Unknown	0	0
Probable	20-29	American Indian/Alaska Native	Unknown	Suppressed	0
Probable	30-39	American Indian/Alaska Native	Unknown	0	0
Probable	40-49	American Indian/Alaska Native	Unknown	0	0
Probable	50-59	American Indian/Alaska Native	Unknown	0	0
Probable	60-69	American Indian/Alaska Native	Unknown	0	0
Probable	70-79	American Indian/Alaska Native	Unknown	0	0
Probable	80+	American Indian/Alaska Native	Unknown	0	0
Probable	Unknown	American Indian/Alaska Native	Unknown	0	0
Probable	0-9	Asian/Pacific Islander	Unknown	0	0
Probable	10-19	Asian/Pacific Islander	Unknown	0	0
Probable	20-29	Asian/Pacific Islander	Unknown	0	0
Probable	30-39	Asian/Pacific Islander	Unknown	0	0
Probable	40-49	Asian/Pacific Islander	Unknown	0	0
Probable	50-59	Asian/Pacific Islander	Unknown	0	0
Probable	60-69	Asian/Pacific Islander	Unknown	0	0
Probable	70-79	Asian/Pacific Islander	Unknown	0	0
Probable	80+	Asian/Pacific Islander	Unknown	0	0
Probable	Unknown	Asian/Pacific Islander	Unknown	0	0
Probable	0-9	Black/African American	Unknown	0	0
Probable	10-19	Black/African American	Unknown	0	0
Probable	20-29	Black/African American	Unknown	0	0
Probable	30-39	Black/African American	Unknown	0	0
Probable	40-49	Black/African American	Unknown	0	0
Probable	50-59	Black/African American	Unknown	0	0
Probable	60-69	Black/African American	Unknown	Suppressed	0
Probable	70-79	Black/African American	Unknown	0	0
Probable	80+	Black/African American	Unknown	0	0
Probable	Unknown	Black/African American	Unknown	Suppressed	0
Probable	0-9	Multiple Races	Unknown	Suppressed	0
Probable	10-19	Multiple Races	Unknown	0	0
Probable	20-29	Multiple Races	Unknown	Suppressed	0
Probable	30-39	Multiple Races	Unknown	Suppressed	0
Probable	40-49	Multiple Races	Unknown	Suppressed	0
Probable	50-59	Multiple Races	Unknown	Suppressed	0
Probable	60-69	Multiple Races	Unknown	Suppressed	0
Probable	70-79	Multiple Races	Unknown	0	0
Probable	80+	Multiple Races	Unknown	0	0
Probable	Unknown	Multiple Races	Unknown	0	0
Probable	0-9	Other	Unknown	0	0
Probable	10-19	Other	Unknown	0	0
Probable	20-29	Other	Unknown	0	0
Probable	30-39	Other	Unknown	0	0
Probable	40-49	Other	Unknown	0	0
Probable	50-59	Other	Unknown	0	0
Probable	60-69	Other	Unknown	0	0

Probable	70-79	Other	Unknown	0	0
Probable	80+	Other	Unknown	0	0
Probable	Unknown	Other	Unknown	Suppressed	0
Probable	0-9	Unknown	Unknown	8	0
Probable	10-19	Unknown	Unknown	12	0
Probable	20-29	Unknown	Unknown	15	0
Probable	30-39	Unknown	Unknown	21	0
Probable	40-49	Unknown	Unknown	15	0
Probable	50-59	Unknown	Unknown	10	0
Probable	60-69	Unknown	Unknown	11	0
Probable	70-79	Unknown	Unknown	Suppressed	0
Probable	80+	Unknown	Unknown	Suppressed	0
Probable	Unknown	Unknown	Unknown	302	0
Probable	0-9	White	Unknown	Suppressed	0
Probable	10-19	White	Unknown	Suppressed	0
Probable	20-29	White	Unknown	Suppressed	0
Probable	30-39	White	Unknown	Suppressed	0
Probable	40-49	White	Unknown	Suppressed	0
Probable	50-59	White	Unknown	6	0
Probable	60-69	White	Unknown	0	0
Probable	70-79	White	Unknown	0	0
Probable	80+	White	Unknown	0	0
Probable	Unknown	White	Unknown	6	0

PUBLIC USE DATASETS

COVID-19 Tests by County

README

Data includes tests by type (diagnostic, serology or total combined) by county.

Diagnostic tests are used to find current infection and look for genes or proteins from the severe acute respiratory syndrome coronavirus 2 (SARS-CoV-2), the virus that causes COVID-19. These tests, which are performed as nasal swabs, include: Nucleic acid amplification test/real-time polymerase chain reaction (NAAT/RT-PCR) test and rapid virus antigen detection point of care (POC) tests.

Serology tests are used to look for the possibility of previous infection. Serology tests look for antibodies to SARS-CoV-2 in the blood. There are currently two types of serology tests: the enzyme-linked immunosorbent assay (ELISA) test and the rapid antibody detection POC test. Serology tests do not diagnose disease and do not guarantee immunity, but might provide information about previous infection.

Correctional includes state and federal prisons and county and city detection facilities. Testing data represents total tests performed, not individuals tested. A single individual may have more than one test completed.

COVID-19 TESTS BY COUNTY 2020-09-03

Updated	COUNTY	TestType	Count	RatePerMillion
2020/09/03 14:15:26	Alcona	Diagnostic	1706	163960
2020/09/03 14:15:26	Alcona	Serology	44	4229
2020/09/03 14:15:26	Alcona	Total	1750	168188
2020/09/03 14:15:26	Alger	Diagnostic	960	105402
2020/09/03 14:15:26	Alger	Serology	66	7246
2020/09/03 14:15:26	Alger	Total	1026	112648
2020/09/03 14:15:26	Allegan	Diagnostic	26105	221077
2020/09/03 14:15:26	Allegan	Serology	739	6258
2020/09/03 14:15:26	Allegan	Total	26844	227335
2020/09/03 14:15:26	Alpena	Diagnostic	2336	82239
2020/09/03 14:15:26	Alpena	Serology	126	4436
2020/09/03 14:15:26	Alpena	Total	2462	86675
2020/09/03 14:15:26	Antrim	Diagnostic	4273	183202
2020/09/03 14:15:26	Antrim	Serology	80	3430
2020/09/03 14:15:26	Antrim	Total	4353	186632
2020/09/03 14:15:26	Arenac	Diagnostic	3218	216220
2020/09/03 14:15:26	Arenac	Serology	120	8063
2020/09/03 14:15:26	Arenac	Total	3338	224283
2020/09/03 14:15:26	Baraga	Diagnostic	1639	199659
2020/09/03 14:15:26	Baraga	Serology	42	5116
2020/09/03 14:15:26	Baraga	Total	1681	204775
2020/09/03 14:15:26	Barry	Diagnostic	13331	216588
2020/09/03 14:15:26	Barry	Serology	589	9569
2020/09/03 14:15:26	Barry	Total	13920	226158
2020/09/03 14:15:26	Bay	Diagnostic	28589	277224
2020/09/03 14:15:26	Bay	Serology	1202	11656
2020/09/03 14:15:26	Bay	Total	29791	288880
2020/09/03 14:15:26	Benzie	Diagnostic	3345	188281
2020/09/03 14:15:26	Benzie	Serology	43	2420
2020/09/03 14:15:26	Benzie	Total	3388	190701
2020/09/03 14:15:26	Berrien	Diagnostic	54732	356790
2020/09/03 14:15:26	Berrien	Serology	1732	11291
2020/09/03 14:15:26	Berrien	Total	56464	368081
2020/09/03 14:15:26	Branch	Diagnostic	7400	170048
2020/09/03 14:15:26	Branch	Serology	139	3194
2020/09/03 14:15:26	Branch	Total	7539	173243
2020/09/03 14:15:26	Calhoun	Diagnostic	41373	308388
2020/09/03 14:15:26	Calhoun	Serology	692	5158
2020/09/03 14:15:26	Calhoun	Total	42065	313546
2020/09/03 14:15:26	Cass	Serology	218	4210
2020/09/03 14:15:26	Cass	Diagnostic	8194	158225
2020/09/03 14:15:26	Cass	Total	8412	162435
2020/09/03 14:15:26	Charlevoix	Diagnostic	5471	209272
2020/09/03 14:15:26	Charlevoix	Serology	320	12240
2020/09/03 14:15:26	Charlevoix	Total	5791	221512
2020/09/03 14:15:26	Cheboygan	Diagnostic	2834	112122
2020/09/03 14:15:26	Cheboygan	Serology	183	7240

2020/09/03 14:15:26	Cheboygan	Total	3017	119362
2020/09/03 14:15:26	Chippewa	Serology	86	2303
2020/09/03 14:15:26	Chippewa	Diagnostic	4250	113792
2020/09/03 14:15:26	Chippewa	Total	4336	116094
2020/09/03 14:15:26	Clare	Diagnostic	4072	131567
2020/09/03 14:15:26	Clare	Serology	216	6979
2020/09/03 14:15:26	Clare	Total	4288	138546
2020/09/03 14:15:26	Clinton	Diagnostic	14487	182009
2020/09/03 14:15:26	Clinton	Serology	2419	30391
2020/09/03 14:15:26	Clinton	Total	16906	212400
2020/09/03 14:15:26	Correctional	Diagnostic	70899	
2020/09/03 14:15:26	Correctional	Serology	10698	
2020/09/03 14:15:26	Correctional	Total	81597	
2020/09/03 14:15:26	Crawford	Diagnostic	2320	165372
2020/09/03 14:15:26	Crawford	Serology	49	3493
2020/09/03 14:15:26	Crawford	Total	2369	168864
2020/09/03 14:15:26	Delta	Diagnostic	8067	225436
2020/09/03 14:15:26	Delta	Serology	222	6204
2020/09/03 14:15:26	Delta	Total	8289	231640
2020/09/03 14:15:26	Detroit City	Serology	13263	20411
2020/09/03 14:15:26	Detroit City	Diagnostic	233275	358993
2020/09/03 14:15:26	Detroit City	Total	246538	379404
2020/09/03 14:15:26	Dickinson	Serology	68	2694
2020/09/03 14:15:26	Dickinson	Diagnostic	3308	131067
2020/09/03 14:15:26	Dickinson	Total	3376	133761
2020/09/03 14:15:26	Eaton	Serology	3639	33001
2020/09/03 14:15:26	Eaton	Diagnostic	31136	282367
2020/09/03 14:15:26	Eaton	Total	34775	315368
2020/09/03 14:15:26	Emmet	Diagnostic	6908	206734
2020/09/03 14:15:26	Emmet	Serology	766	22924
2020/09/03 14:15:26	Emmet	Total	7674	229657
2020/09/03 14:15:26	Genesee	Serology	10078	24834
2020/09/03 14:15:26	Genesee	Diagnostic	78589	193658
2020/09/03 14:15:26	Genesee	Total	88667	218492
2020/09/03 14:15:26	Gladwin	Diagnostic	4281	168219
2020/09/03 14:15:26	Gladwin	Serology	131	5148
2020/09/03 14:15:26	Gladwin	Total	4412	173366
2020/09/03 14:15:26	Gogebic	Diagnostic	5478	391986
2020/09/03 14:15:26	Gogebic	Serology	42	3005
2020/09/03 14:15:26	Gogebic	Total	5520	394991
2020/09/03 14:15:26	Grand Traverse	Diagnostic	19005	204162
2020/09/03 14:15:26	Grand Traverse	Serology	400	4297
2020/09/03 14:15:26	Grand Traverse	Total	19405	208459
2020/09/03 14:15:26	Gratiot	Serology	337	8278
2020/09/03 14:15:26	Gratiot	Diagnostic	12656	310874
2020/09/03 14:15:26	Gratiot	Total	12993	319152
2020/09/03 14:15:26	Hillsdale	Serology	270	5920
2020/09/03 14:15:26	Hillsdale	Diagnostic	9178	201250
2020/09/03 14:15:26	Hillsdale	Total	9448	207170
2020/09/03 14:15:26	Houghton	Diagnostic	6800	190562

2020/09/03 14:15:26	Houghton	Serology	111	3111
2020/09/03 14:15:26	Houghton	Total	6911	193672
2020/09/03 14:15:26	Huron	Serology	249	8037
2020/09/03 14:15:26	Huron	Diagnostic	7738	249766
2020/09/03 14:15:26	Huron	Total	7987	257803
2020/09/03 14:15:26	Ingham	Diagnostic	86259	294997
2020/09/03 14:15:26	Ingham	Serology	12296	42051
2020/09/03 14:15:26	Ingham	Total	98555	337048
2020/09/03 14:15:26	Ionia	Diagnostic	15819	244509
2020/09/03 14:15:26	Ionia	Serology	962	14869
2020/09/03 14:15:26	Ionia	Total	16781	259378
2020/09/03 14:15:26	Iosco	Diagnostic	5851	232857
2020/09/03 14:15:26	Iosco	Serology	134	5333
2020/09/03 14:15:26	Iosco	Total	5985	238190
2020/09/03 14:15:26	Iron	Diagnostic	4472	404121
2020/09/03 14:15:26	Iron	Serology	17	1536
2020/09/03 14:15:26	Iron	Total	4489	405657
2020/09/03 14:15:26	Isabella	Diagnostic	10004	143176
2020/09/03 14:15:26	Isabella	Serology	462	6612
2020/09/03 14:15:26	Isabella	Total	10466	149788
2020/09/03 14:15:26	Jackson	Serology	1300	8201
2020/09/03 14:15:26	Jackson	Diagnostic	49245	310674
2020/09/03 14:15:26	Jackson	Total	50545	318876
2020/09/03 14:15:26	Kalamazoo	Diagnostic	64132	241947
2020/09/03 14:15:26	Kalamazoo	Serology	2357	8892
2020/09/03 14:15:26	Kalamazoo	Total	66489	250839
2020/09/03 14:15:26	Kalkaska	Diagnostic	4633	256847
2020/09/03 14:15:26	Kalkaska	Serology	35	1940
2020/09/03 14:15:26	Kalkaska	Total	4668	258787
2020/09/03 14:15:26	Kent	Diagnostic	203243	309371
2020/09/03 14:15:26	Kent	Serology	12310	18738
2020/09/03 14:15:26	Kent	Total	215553	328109
2020/09/03 14:15:26	Keweenaw	Diagnostic	417	197070
2020/09/03 14:15:26	Keweenaw	Serology	14	6616
2020/09/03 14:15:26	Keweenaw	Total	431	203686
2020/09/03 14:15:26	Lake	Diagnostic	2871	242217
2020/09/03 14:15:26	Lake	Serology	105	8859
2020/09/03 14:15:26	Lake	Total	2976	251076
2020/09/03 14:15:26	Lapeer	Serology	1517	17316
2020/09/03 14:15:26	Lapeer	Diagnostic	14062	160512
2020/09/03 14:15:26	Lapeer	Total	15579	177828
2020/09/03 14:15:26	Leelanau	Diagnostic	3187	146455
2020/09/03 14:15:26	Leelanau	Serology	88	4044
2020/09/03 14:15:26	Leelanau	Total	3275	150499
2020/09/03 14:15:26	Lenawee	Diagnostic	18793	190887
2020/09/03 14:15:26	Lenawee	Serology	698	7090
2020/09/03 14:15:26	Lenawee	Total	19491	197977
2020/09/03 14:15:26	Livingston	Serology	4246	22115
2020/09/03 14:15:26	Livingston	Diagnostic	44609	232345
2020/09/03 14:15:26	Livingston	Total	48855	254460

2020/09/03 14:15:26	Luce	Diagnostic	751	120565
2020/09/03 14:15:26	Luce	Serology	26	4174
2020/09/03 14:15:26	Luce	Total	777	124739
2020/09/03 14:15:26	Mackinac	Diagnostic	1465	135661
2020/09/03 14:15:26	Mackinac	Serology	42	3889
2020/09/03 14:15:26	Mackinac	Total	1507	139550
2020/09/03 14:15:26	Macomb	Serology	26936	30820
2020/09/03 14:15:26	Macomb	Diagnostic	198928	227614
2020/09/03 14:15:26	Macomb	Total	225864	258434
2020/09/03 14:15:26	Manistee	Diagnostic	3695	150460
2020/09/03 14:15:26	Manistee	Serology	125	5090
2020/09/03 14:15:26	Manistee	Total	3820	155550
2020/09/03 14:15:26	Marquette	Serology	880	13194
2020/09/03 14:15:26	Marquette	Diagnostic	26565	398282
2020/09/03 14:15:26	Marquette	Total	27445	411475
2020/09/03 14:15:26	Mason	Diagnostic	8535	292856
2020/09/03 14:15:26	Mason	Serology	378	12970
2020/09/03 14:15:26	Mason	Total	8913	305826
2020/09/03 14:15:26	Mecosta	Serology	388	8929
2020/09/03 14:15:26	Mecosta	Diagnostic	8883	204428
2020/09/03 14:15:26	Mecosta	Total	9271	213357
2020/09/03 14:15:26	Menominee	Diagnostic	3567	156585
2020/09/03 14:15:26	Menominee	Serology	39	1712
2020/09/03 14:15:26	Menominee	Total	3606	158297
2020/09/03 14:15:26	Midland	Serology	771	9272
2020/09/03 14:15:26	Midland	Diagnostic	11294	135817
2020/09/03 14:15:26	Midland	Total	12065	145089
2020/09/03 14:15:26	Missaukee	Diagnostic	2399	158685
2020/09/03 14:15:26	Missaukee	Serology	67	4432
2020/09/03 14:15:26	Missaukee	Total	2466	163117
2020/09/03 14:15:26	Monroe	Diagnostic	29524	196173
2020/09/03 14:15:26	Monroe	Serology	2452	16292
2020/09/03 14:15:26	Monroe	Total	31976	212465
2020/09/03 14:15:26	Montcalm	Serology	854	13367
2020/09/03 14:15:26	Montcalm	Diagnostic	16843	263633
2020/09/03 14:15:26	Montcalm	Total	17697	277000
2020/09/03 14:15:26	Montmorency	Diagnostic	1129	121033
2020/09/03 14:15:26	Montmorency	Serology	84	9005
2020/09/03 14:15:26	Montmorency	Total	1213	130039
2020/09/03 14:15:26	Muskegon	Diagnostic	54124	311835
2020/09/03 14:15:26	Muskegon	Serology	1140	6568
2020/09/03 14:15:26	Muskegon	Total	55264	318403
2020/09/03 14:15:26	Newaygo	Diagnostic	11732	239526
2020/09/03 14:15:26	Newaygo	Serology	540	11025
2020/09/03 14:15:26	Newaygo	Total	12272	250551
2020/09/03 14:15:26	Oakland	Diagnostic	305204	242691
2020/09/03 14:15:26	Oakland	Serology	59051	46956
2020/09/03 14:15:26	Oakland	Total	364255	289647
2020/09/03 14:15:26	Oceana	Diagnostic	10172	384328
2020/09/03 14:15:26	Oceana	Serology	260	9824

2020/09/03 14:15:26	Oceana	Total	10432	394151
2020/09/03 14:15:26	Ogemaw	Diagnostic	3435	163595
2020/09/03 14:15:26	Ogemaw	Serology	97	4620
2020/09/03 14:15:26	Ogemaw	Total	3532	168215
2020/09/03 14:15:26	Ontonagon	Diagnostic	1863	325699
2020/09/03 14:15:26	Ontonagon	Serology	15	2622
2020/09/03 14:15:26	Ontonagon	Total	1878	328322
2020/09/03 14:15:26	Osceola	Diagnostic	6580	280477
2020/09/03 14:15:26	Osceola	Serology	211	8994
2020/09/03 14:15:26	Osceola	Total	6791	289471
2020/09/03 14:15:26	Oscoda	Diagnostic	966	117219
2020/09/03 14:15:26	Oscoda	Serology	17	2063
2020/09/03 14:15:26	Oscoda	Total	983	119282
2020/09/03 14:15:26	Otsego	Serology	235	9527
2020/09/03 14:15:26	Otsego	Diagnostic	3218	130452
2020/09/03 14:15:26	Otsego	Total	3453	139979
2020/09/03 14:15:26	Ottawa	Diagnostic	80647	276349
2020/09/03 14:15:26	Ottawa	Serology	3815	13073
2020/09/03 14:15:26	Ottawa	Total	84462	289422
2020/09/03 14:15:26	Presque Isle	Diagnostic	1473	116979
2020/09/03 14:15:26	Presque Isle	Serology	113	8974
2020/09/03 14:15:26	Presque Isle	Total	1586	125953
2020/09/03 14:15:26	Roscommon	Serology	239	9950
2020/09/03 14:15:26	Roscommon	Diagnostic	4449	185228
2020/09/03 14:15:26	Roscommon	Total	4688	195179
2020/09/03 14:15:26	Saginaw	Diagnostic	63293	332179
2020/09/03 14:15:26	Saginaw	Serology	1236	6487
2020/09/03 14:15:26	Saginaw	Total	64529	338666
2020/09/03 14:15:26	Sanilac	Serology	432	10493
2020/09/03 14:15:26	Sanilac	Diagnostic	9440	229293
2020/09/03 14:15:26	Sanilac	Total	9872	239786
2020/09/03 14:15:26	Schoolcraft	Diagnostic	1228	151717
2020/09/03 14:15:26	Schoolcraft	Serology	37	4571
2020/09/03 14:15:26	Schoolcraft	Total	1265	156289
2020/09/03 14:15:26	Shiawassee	Diagnostic	14450	212119
2020/09/03 14:15:26	Shiawassee	Serology	1372	20140
2020/09/03 14:15:26	Shiawassee	Total	15822	232260
2020/09/03 14:15:26	St Clair	Diagnostic	27447	172484
2020/09/03 14:15:26	St Clair	Serology	3887	24427
2020/09/03 14:15:26	St Clair	Total	31334	196911
2020/09/03 14:15:26	St Joseph	Serology	544	8923
2020/09/03 14:15:26	St Joseph	Diagnostic	14417	236484
2020/09/03 14:15:26	St Joseph	Total	14961	245407
2020/09/03 14:15:26	Tuscola	Diagnostic	16228	310613
2020/09/03 14:15:26	Tuscola	Serology	493	9436
2020/09/03 14:15:26	Tuscola	Total	16721	320050
2020/09/03 14:15:26	Unknown	Diagnostic	216661	
2020/09/03 14:15:26	Unknown	Serology	19787	
2020/09/03 14:15:26	Unknown	Total	236448	
2020/09/03 14:15:26	Van Buren	Diagnostic	22161	292837

2020/09/03 14:15:26	Van Buren	Serology	467	6171
2020/09/03 14:15:26	Van Buren	Total	22628	299008
2020/09/03 14:15:26	Washtenaw	Serology	9165	24932
2020/09/03 14:15:26	Washtenaw	Diagnostic	110510	300625
2020/09/03 14:15:26	Washtenaw	Total	119675	325557
2020/09/03 14:15:26	Wayne	Diagnostic	326219	295539
2020/09/03 14:15:26	Wayne	Serology	38769	35123
2020/09/03 14:15:26	Wayne	Total	364988	330661
2020/09/03 14:15:26	Wexford	Diagnostic	6662	198091
2020/09/03 14:15:26	Wexford	Serology	127	3776
2020/09/03 14:15:26	Wexford	Total	6789	201867

PUBLIC USE DATASETS

Diagnostic Tests by Result and County

README

Data include diagnostic tests for COVID-19 by date and county.

Diagnostic tests are used to find current infection and look for genes or proteins from the severe acute respiratory syndrome coronavirus 2 (SARS-CoV-2), the virus that causes COVID-19. These tests, which are performed as nasal swabs, include: Nucleic acid amplification test/real-time polymerase chain reaction (NAAT/RT-PCR) test and rapid virus antigen detection point of care (POC) tests.

Correctional includes state and federal prisons and county and city detection facilities. Testing data represents total tests performed, not individuals tested. A single individual may have more than one test completed.

The total number of positive tests may exceed the number of confirmed cases due to 1) a single individual may have more than one test performed; 2) MDHHS may receive data on positive tests in advance of a local health department classifying an individual as a confirmed or probable case, and 3) although efforts have been made to deduplicate testing data, some duplication may occur.

DIAGNOSTIC TESTS BY RESULT AND COUNTY 2020-09-03

MessageDate	COUNTY	Negative	Positive	Total
9/2/2020	Alcona	42	0	42
9/2/2020	Alger	4	0	4
9/2/2020	Allegan	279	3	282
9/2/2020	Alpena	10	0	10
9/2/2020	Antrim	37	2	39
9/2/2020	Arenac	15	0	15
9/2/2020	Baraga	3	0	3
9/2/2020	Barry	173	1	174
9/2/2020	Bay	284	15	299
9/2/2020	Benzie	42	5	47
9/2/2020	Berrien	1808	26	1834
9/2/2020	Branch	42	4	46
9/2/2020	Calhoun	292	8	300
9/2/2020	Cass	91	4	95
9/2/2020	Charlevoix	36	0	36
9/2/2020	Cheboygan	29	0	29
9/2/2020	Chippewa	173	3	176
9/2/2020	Clare	36	0	36
9/2/2020	Clinton	107	11	118
9/2/2020	Correctional	97	3	100
9/2/2020	Crawford	11	0	11
9/2/2020	Delta	161	9	170
9/2/2020	Detroit City	2356	33	2389
9/2/2020	Dickinson	59	0	59
9/2/2020	Eaton	297	5	302
9/2/2020	Emmet	187	2	189
9/2/2020	Genesee	884	16	900
9/2/2020	Gladwin	15	0	15
9/2/2020	Gogebic	2	0	2
9/2/2020	Grand Traverse	154	7	161
9/2/2020	Gratiot	284	1	285
9/2/2020	Hillsdale	133	2	135
9/2/2020	Houghton	28	2	30
9/2/2020	Huron	44	0	44
9/2/2020	Ingham	532	17	549
9/2/2020	Ionia	207	2	209
9/2/2020	Iosco	20	0	20
9/2/2020	Iron	34	1	35
9/2/2020	Isabella	253	12	265
9/2/2020	Jackson	566	16	582
9/2/2020	Kalamazoo	717	23	740
9/2/2020	Kalkaska	20	1	21
9/2/2020	Kent	2366	64	2430
9/2/2020	Lake	18	0	18
9/2/2020	Lapeer	194	6	200
9/2/2020	Leelanau	47	0	47
9/2/2020	Lenawee	270	8	278

9/2/2020	Livingston	584	19	603
9/2/2020	Luce	6	0	6
9/2/2020	Mackinac	8	0	8
9/2/2020	Macomb	2186	148	2334
9/2/2020	Manistee	25	0	25
9/2/2020	Marquette	182	6	188
9/2/2020	Mason	79	0	79
9/2/2020	Mecosta	98	1	99
9/2/2020	Menominee	72	2	74
9/2/2020	Midland	87	5	92
9/2/2020	Missaukee	10	0	10
9/2/2020	Monroe	641	17	658
9/2/2020	Montcalm	214	3	217
9/2/2020	Montmorency	1	0	1
9/2/2020	Muskegon	417	9	426
9/2/2020	Newaygo	109	1	110
9/2/2020	Oakland	3412	157	3569
9/2/2020	Oceana	153	0	153
9/2/2020	Ogemaw	12	0	12
9/2/2020	Ontonagon	32	2	34
9/2/2020	Osceola	44	0	44
9/2/2020	Oscoda	5	0	5
9/2/2020	Otsego	23	0	23
9/2/2020	Ottawa	731	32	763
9/2/2020	Presque Isle	19	0	19
9/2/2020	Roscommon	58	0	58
9/2/2020	Saginaw	1062	39	1101
9/2/2020	Sanilac	107	1	108
9/2/2020	Schoolcraft	5	0	5
9/2/2020	Shiawassee	208	13	221
9/2/2020	St Clair	219	2	221
9/2/2020	St Joseph	58	1	59
9/2/2020	Tuscola	112	8	120
9/2/2020	Unknown	1440	22	1462
9/2/2020	Van Buren	225	12	237
9/2/2020	Washtenaw	1633	29	1662
9/2/2020	Wayne	3555	132	3687
9/2/2020	Wexford	39	4	43