



Western Michigan University  
ScholarWorks at WMU

---

Cumulative Michigan COVID-19 Data

Michigan COVID-19 State Data

---

9-10-2020

## 2020-09-10\_MichiganOverview\_COVIDstats

Michigan Department of Health & Human Services

Follow this and additional works at: <https://scholarworks.wmich.edu/michigan-covid-data-state-cumulative>



Part of the Public Health Commons

---

### WMU ScholarWorks Citation

Michigan Department of Health & Human Services, "2020-09-10\_MichiganOverview\_COVIDstats" (2020).  
*Cumulative Michigan COVID-19 Data*. 193.

<https://scholarworks.wmich.edu/michigan-covid-data-state-cumulative/193>

This Website is brought to you for free and open access  
by the Michigan COVID-19 State Data at ScholarWorks at  
WMU. It has been accepted for inclusion in Cumulative  
Michigan COVID-19 Data by an authorized administrator  
of ScholarWorks at WMU. For more information, please  
contact [wmu-scholarworks@wmich.edu](mailto:wmu-scholarworks@wmich.edu).



# Coronavirus

CORONAVIRUS / MICHIGAN DATA



## Michigan Data

### DATA ABOUT PLACES

### LONG TERM CARE FACILITIES

### CORONAVIRUS SYMPTOMS

### CUMULATIVE RECOVERED

### OUTBREAK REPORTING



**\*Note on deaths (09/10/20):** Regular reviews of death certificate data maintained in Vital Records reporting systems are conducted by MDHHS staff three times per week. As a part of this process, records that identify COVID-19 infection as a contributing factor to death are compared against all laboratory confirmed cases of COVID-19 in the Michigan Disease Surveillance System (MDSS). If a death certificate is matched to a confirmed COVID-19 case and that record in the MDSS does not indicate the individual died, the MDSS record is updated to indicate the death and the appropriate local health department is notified. These matched deaths are then included with mortality information posted to the Michigan Coronavirus website. As a result of the most recent assessment, today's data includes 9 additional deaths identified by this methodology.

The State of Michigan is working around the clock to test and treat COVID-19 patients. Below is the most recent data healthcare experts across the state have compiled. It is updated Monday - Saturday.



CURRENT STATUS

DAILY CASES

CUMULATIVE TRENDS

DEMOGRAPHICS

TOTAL TESTING

DIAGNOSTIC TESTING

LEARN MORE

View Cases

View Deaths

View Table

Select Preparedness Region:

All

Select County:

All

This report is provisional and subject to change. City of Detroit and Wayne County are reported separately. MDHHS began tracking probable cases April 5, 2020. FCI indicates federal correctional institute. MDOC indicates Michigan Department of Corrections. Diagnostic tests, including nucleic acid amplification/real-time polymerase chain reaction (NAAT/RT-PCR) and rapid virus antigen detection point of care (POC) tests, look for current infection. Serology (antibody) tests are used to look for the possibility of previous infection.

Source: Michigan Disease Surveillance System (MDSS) and Vital Records.

COVID-19 Cases by County

Confirmed cases include individuals with a positive diagnostic test for COVID-19. Probable cases include individuals with COVID-19 symptoms and an epidemiologic link to confirmed COVID-19, but no diagnostic test.

Cases by County

6-42

43-252

253-1700

1701-18971

18972+

Michigan

Thursday, September 10, 2020

Michigan (Statewide) Case Fatality Rate

6.0%

Current Totals

Case Status	Cases	Deaths
Confirmed	109,519	6,569
Probable	11,327	325
Total	120,846	6,894

Laboratory Testing

Test Type	Tests Performed
Diagnostic	3,069,695
Serology	266,151
Total	3,335,846

Microsoft Power BI

< 1 of 7 >

Cases by Hispanic/Latino Ethnicity		
Hispanic/Latino Ethnicity	Percentage of Overall Cases by Ethnicity	Percentage of Deceased Cases by Ethnicity
Hispanic/Latino	8%	2%
Non-Hispanic Latino	68%	85%
Unknown	24%	12%

Totals may not add to 100% due to rounding

Q

Cases by Arab Ethnicity

X

Arab Ethnicity	Percentage of Overall Cases by Ethnicity	Percentage of Deceased Cases by Ethnicity
Arab	4%	2%
Non-Arab	51%	46%
Unknown	45%	52%

Totals may not add to 100% due to rounding

PUBLIC USE DATASETS 9/10/2020

[https://www.michigan.gov/coronavirus/0,9753,7-406-98163\\_98173---,00.html](https://www.michigan.gov/coronavirus/0,9753,7-406-98163_98173---,00.html)

2/3

(Downloadable .xlsx files)

Cases and Deaths by County

Cases and Deaths by County by Date

Cases by Demographics Statewide

COVID-19 Tests by County

Diagnostic Tests by Result and County

## Cumulative Total of Recovered COVID-19 Cases

Cumulative Total of Recovered COVID-19 Cases (as of 09/04/2020): **80,678**

**Note on recovery:** During this response, MDHHS is reviewing vital records statistics to identify any laboratory confirmed COVID-19 cases who are 30 days out from their onset of illness to represent recovery status. As the pandemic continues to impact Michigan, this pool will expand to include more cases. Recovered is defined as the number of persons with a confirmed COVID-19 diagnosis who are alive 30 days post-onset (or referral date if onset is not available). The number of persons recovered on September 4, 2020 represents COVID-19 confirmed individuals with an onset date on or prior to August 5, 2020. If an individual dies from a COVID-related cause >30 days from onset/referral, they are removed from the number of persons recovered. These numbers will be updated every Saturday.

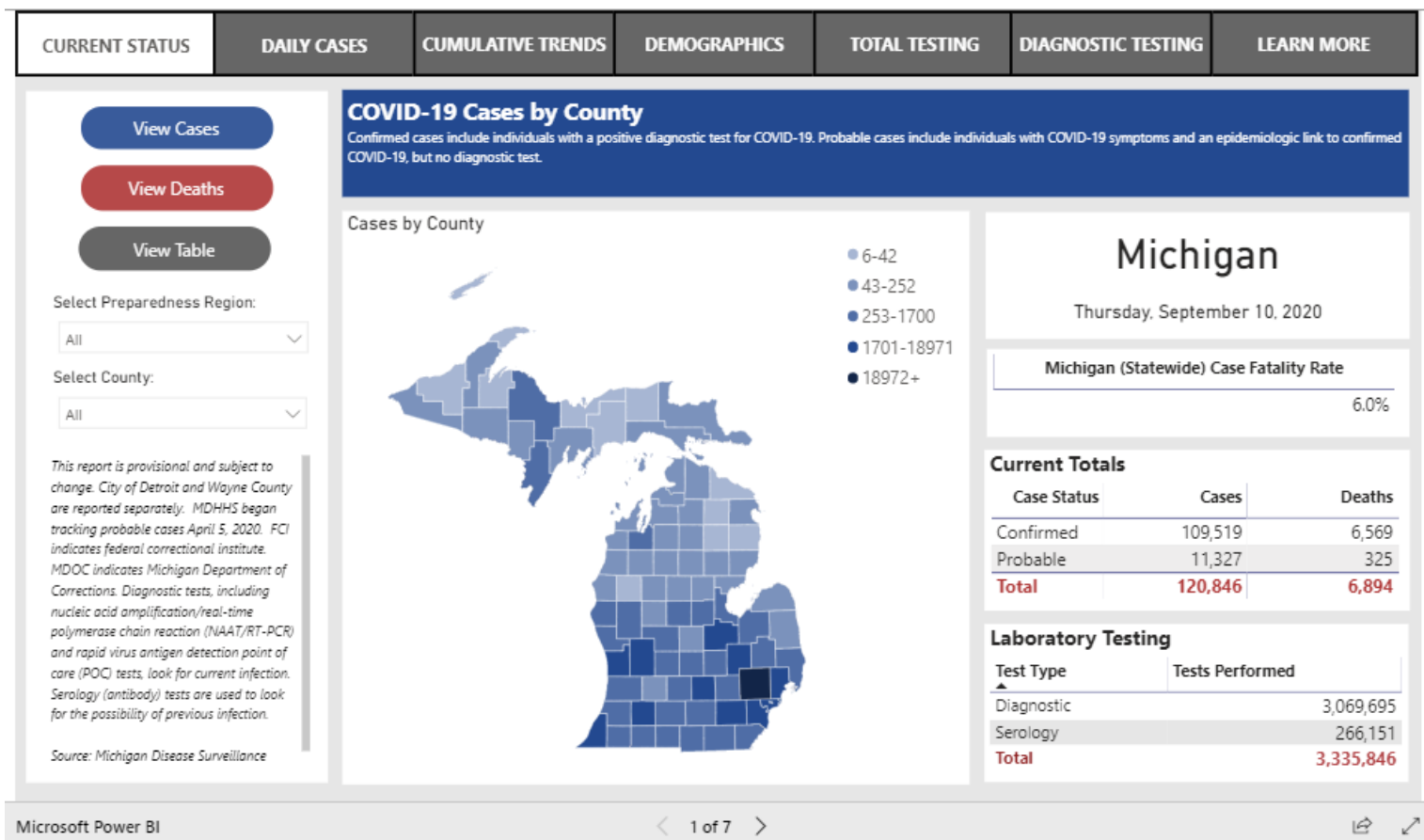
**Source:** Michigan Disease Surveillance System and Vital Records

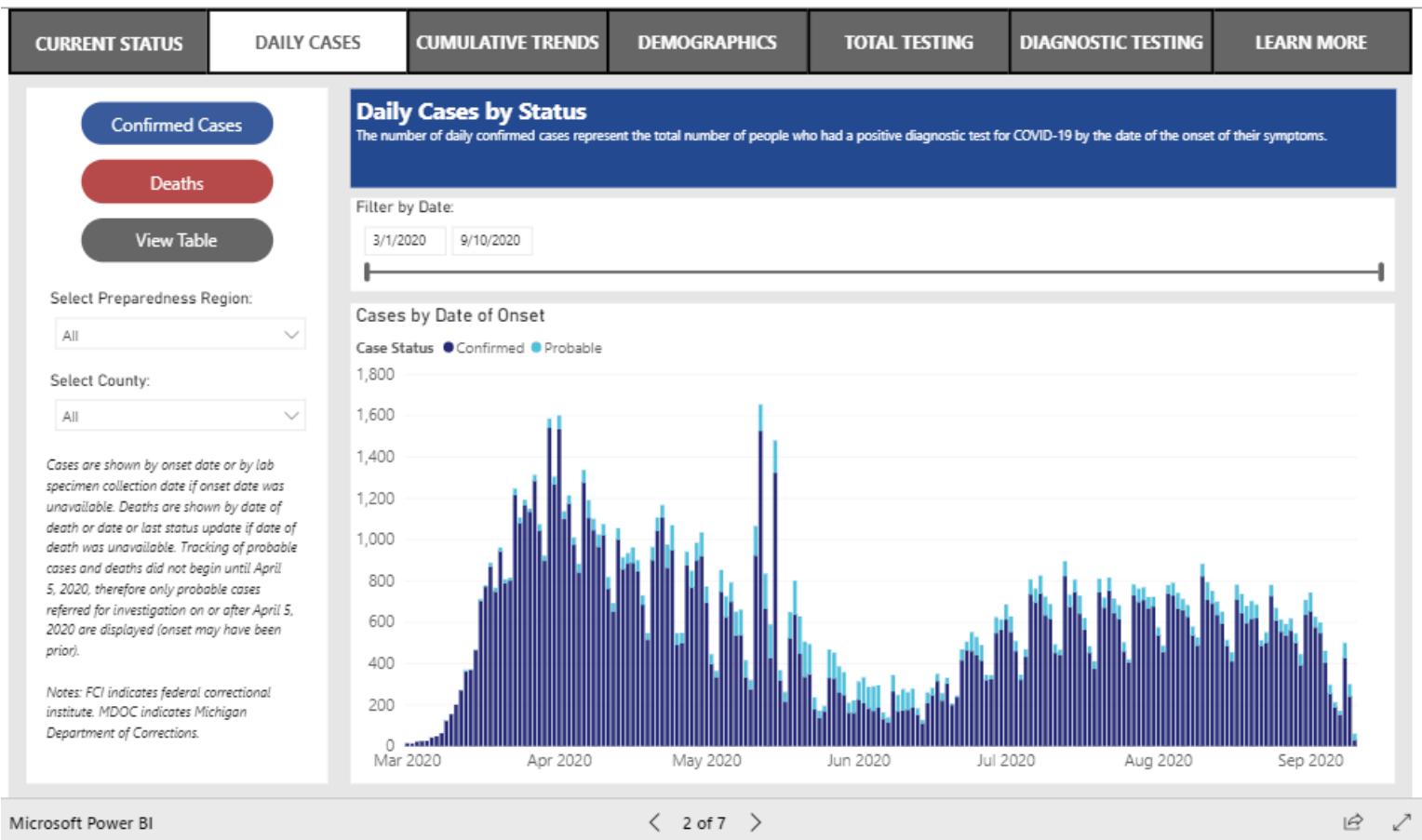


●  
**MICHIGAN.GOV HOME**  
**ADA**  
**MICHIGAN NEWS**  
**POLICIES**

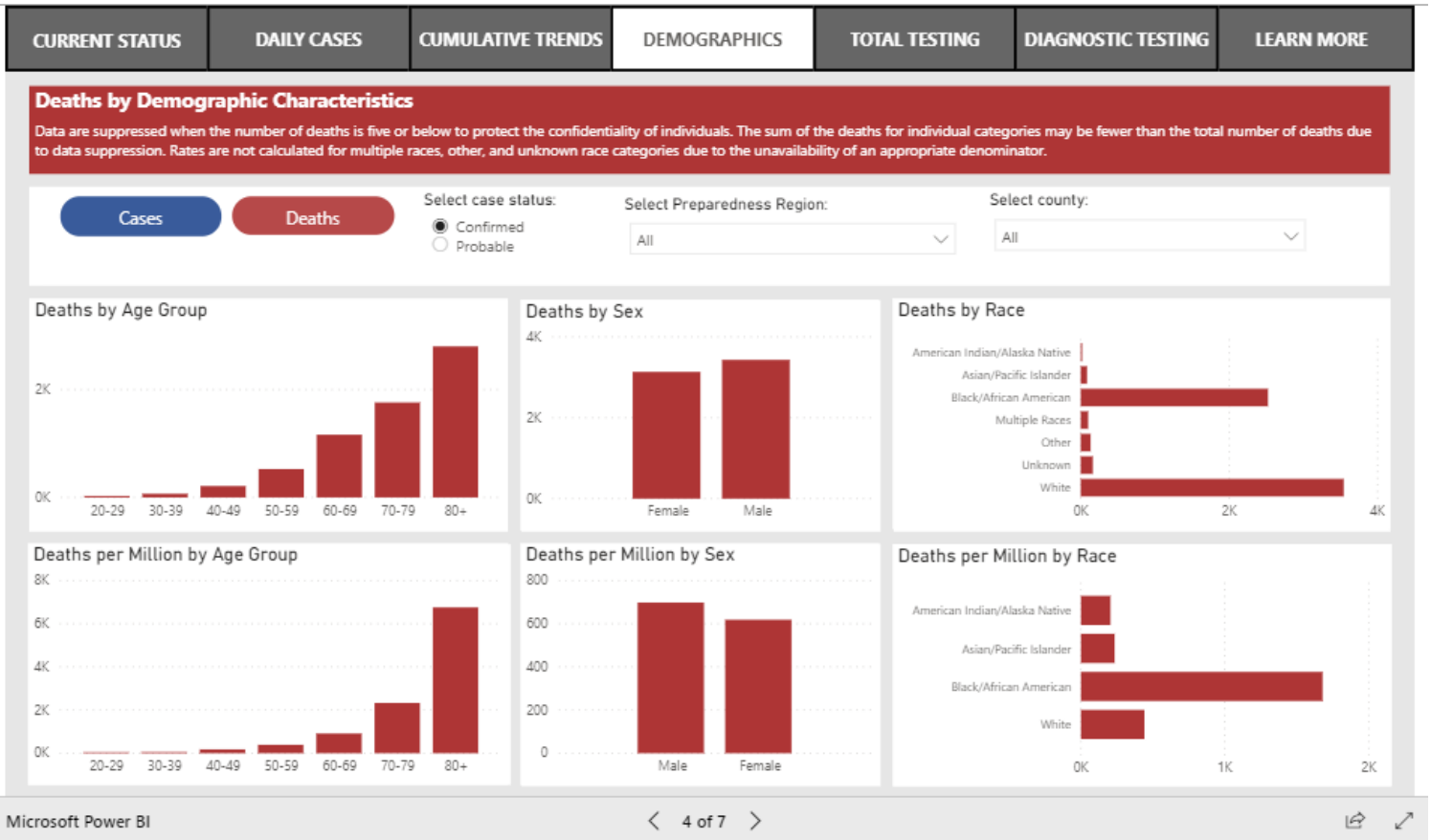
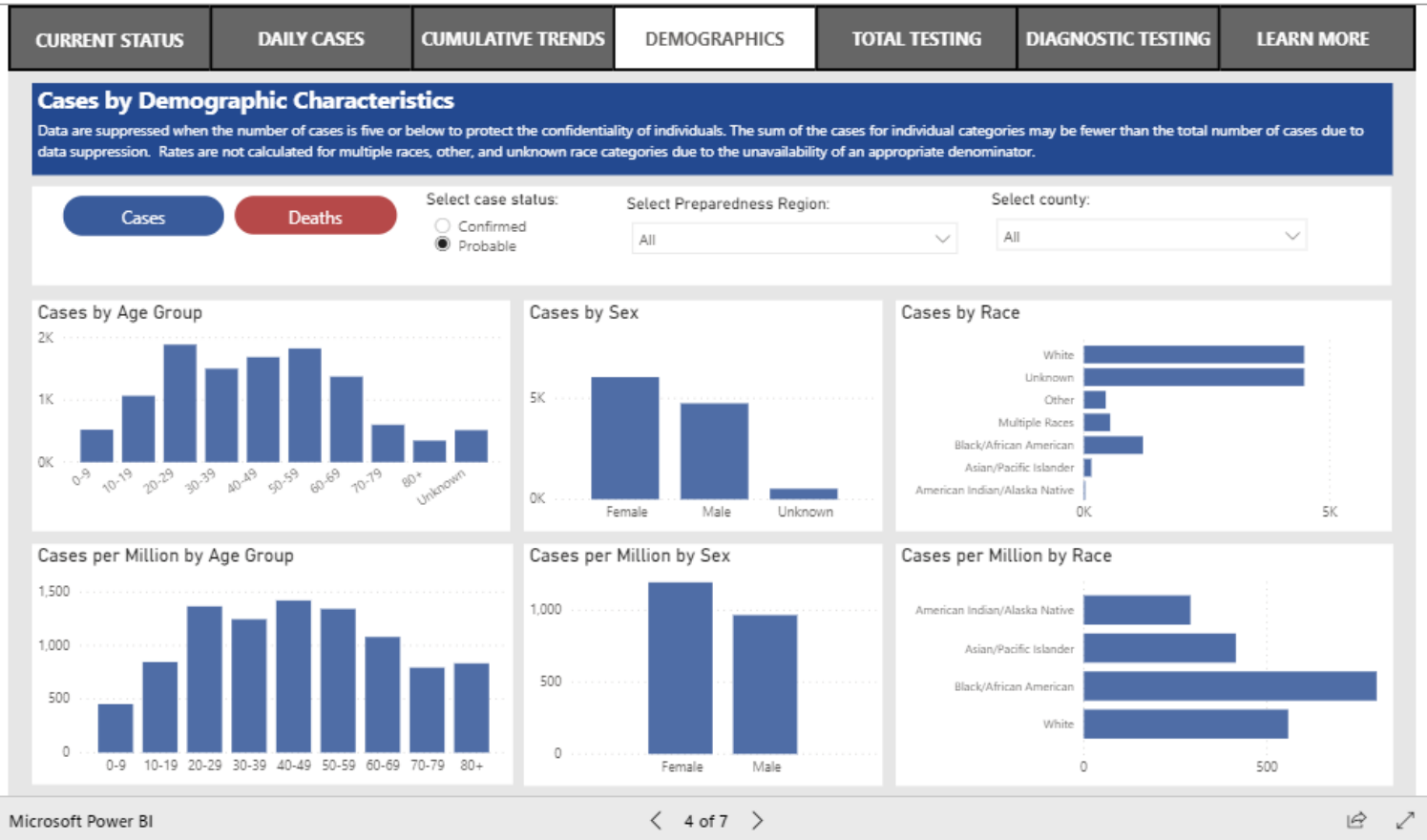
**COPYRIGHT 2020 STATE OF MICHIGAN**



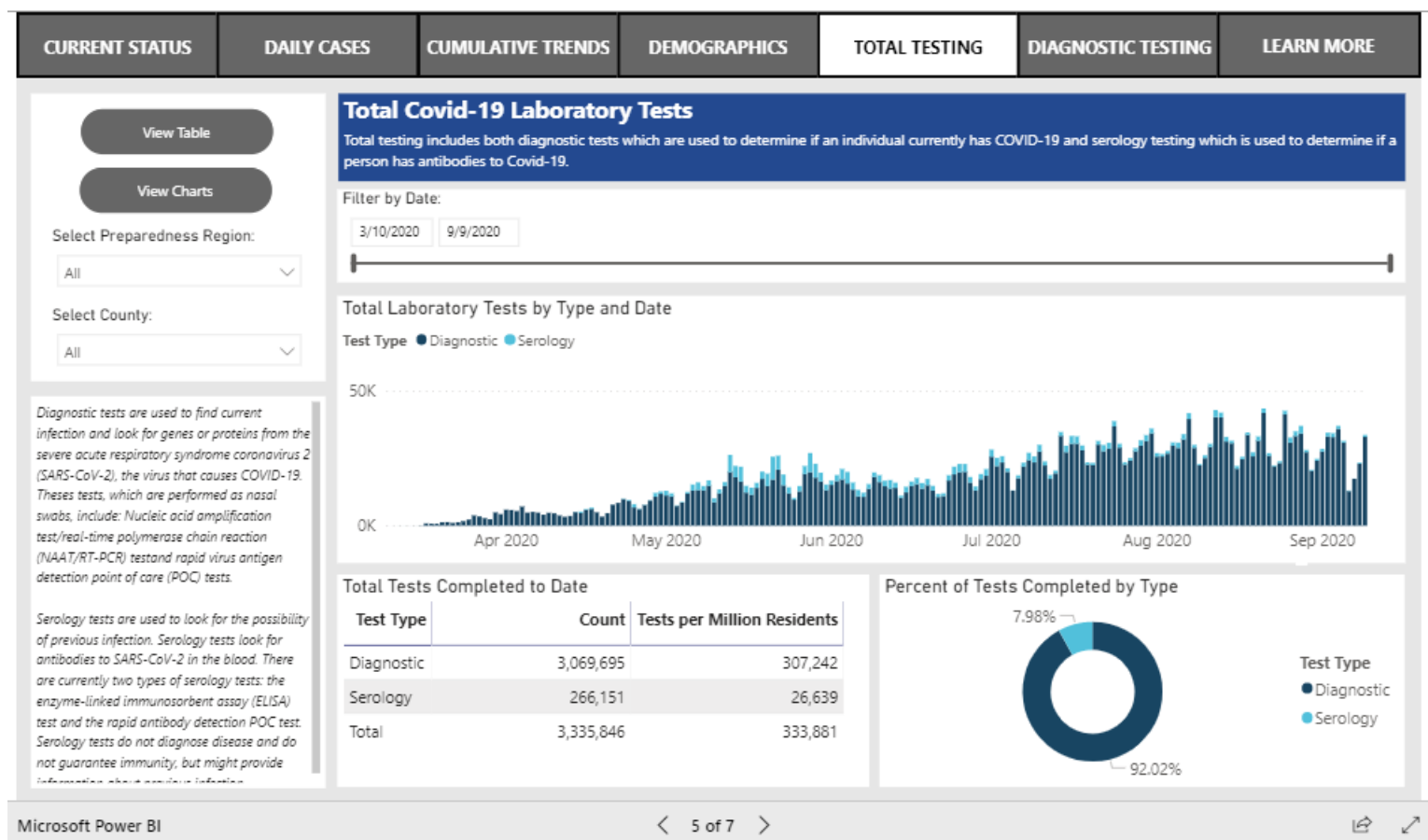
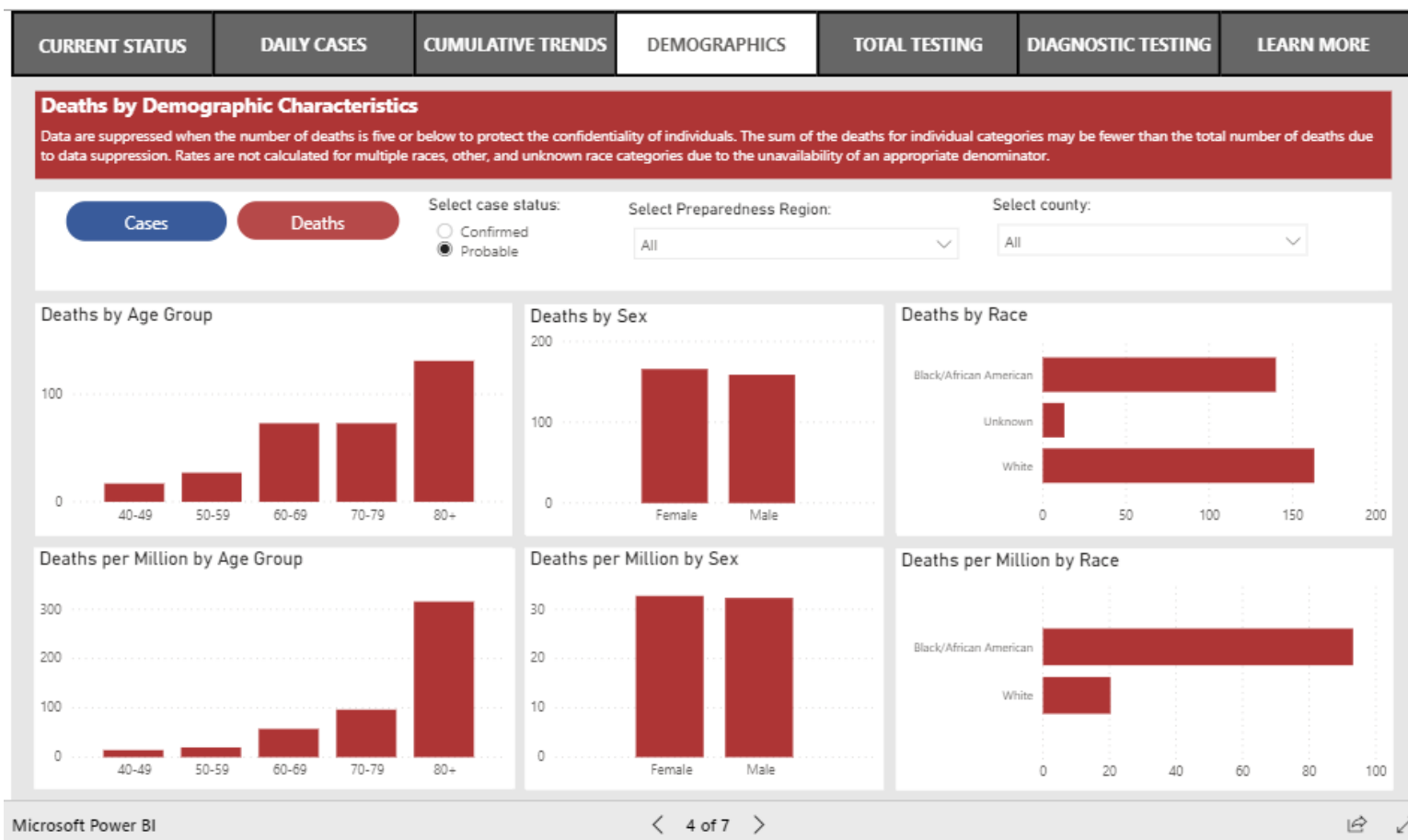


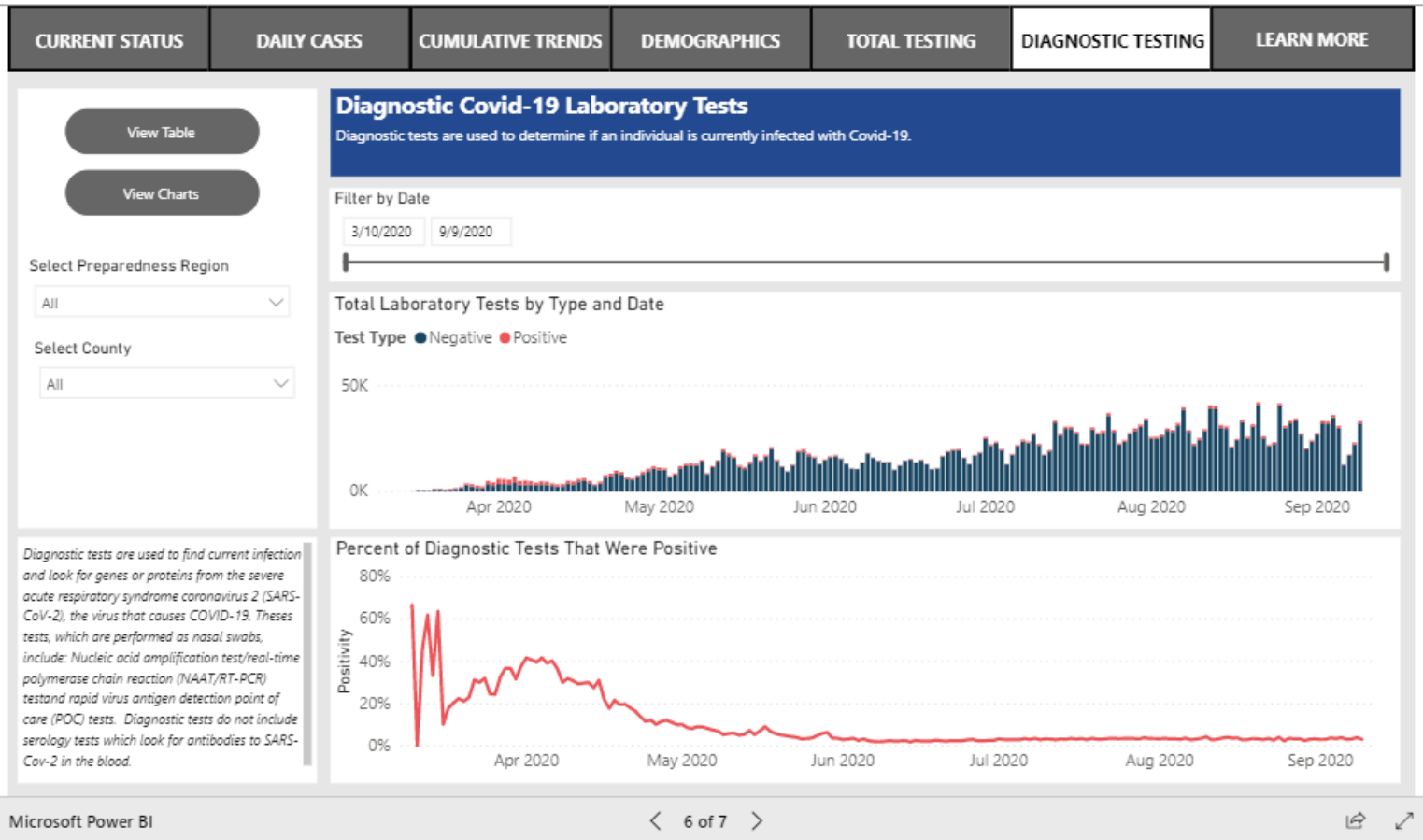












# PUBLIC USE DATASETS

## Cases and Deaths by County

### README

Includes total cases and deaths to date by case status (confirmed or probable) and county.

County is based on the county of residence.

Confirmed cases only include individuals who have had a positive diagnostic laboratory test for COVID-19.

Probable cases include individuals who have symptoms consistent with COVID-19 and an epidemiologic link to a confirmed case or a positive serology (antibody) test, but do not have a positive diagnostic laboratory test for COVID-19 and individuals with a positive serology (antibody) test for COVID-19 and an epidemiologic link to a confirmed case.

Confirmed deaths include individuals who meet one or more of the following conditions: 1) Have been identified as a confirmed case and classified as deceased as a result of a case investigation in the Michigan Disease Surveillance System (MDSS). MDSS is the database used by state and local health department to monitor reportable diseases like COVID-19; 2) have been identified as a confirmed case in MDSS had have a death certificate with COVID-19 listed as a cause of death; 3) have been identified as a confirmed case in MDSS and die within 30 days of onset of COVID-19 infection and have a death certificate which classifies their manner death as 'natural'.

Probable deaths include individuals who have COVID indicated as a cause of death on their death certificate but have not had a positive diagnostic laboratory test.

The number of probable cases can change daily based on information obtained through the health department investigation. Probable cases can be re-classified as a confirmed case or determined to not be a case.

# **CASES AND DEATHS BY COUNTY 2020-09-10**

Updated	COUNTY	ConfirmedCases	ConfirmedDeaths	ProbableCases	ProbableDeaths
2020/09/10 14:14:13	Alcona	32	2	7	0
2020/09/10 14:14:13	Alger	16	0	1	0
2020/09/10 14:14:13	Allegan	606	7	78	0
2020/09/10 14:14:13	Alpena	118	14	14	0
2020/09/10 14:14:13	Antrim	55	0	7	0
2020/09/10 14:14:13	Arenac	59	3	7	0
2020/09/10 14:14:13	Baraga	6	0	3	0
2020/09/10 14:14:13	Barry	221	2	27	0
2020/09/10 14:14:13	Bay	803	45	91	0
2020/09/10 14:14:13	Benzie	56	2	4	0
2020/09/10 14:14:13	Berrien	1514	72	187	0
2020/09/10 14:14:13	Branch	479	4	47	0
2020/09/10 14:14:13	Calhoun	992	43	121	1
2020/09/10 14:14:13	Cass	410	16	34	0
2020/09/10 14:14:13	Charlevoix	75	3	6	0
2020/09/10 14:14:13	Cheboygan	68	2	15	0
2020/09/10 14:14:13	Chippewa	44	0	21	0
2020/09/10 14:14:13	Clare	96	4	10	0
2020/09/10 14:14:13	Clinton	498	13	78	0
2020/09/10 14:14:13	Crawford	107	5	9	0
2020/09/10 14:14:13	Delta	168	3	29	0
2020/09/10 14:14:13	Dickinson	69	2	1	0
2020/09/10 14:14:13	Eaton	492	9	65	0
2020/09/10 14:14:13	Emmet	123	4	10	0
2020/09/10 14:14:13	Genesee	3318	279	755	26
2020/09/10 14:14:13	Gladwin	74	2	9	0
2020/09/10 14:14:13	Gogebic	138	1	10	0
2020/09/10 14:14:13	Grand Traverse	365	7	48	0
2020/09/10 14:14:13	Gratiot	185	15	26	0
2020/09/10 14:14:13	Hillsdale	282	26	27	1
2020/09/10 14:14:13	Houghton	152	1	31	0
2020/09/10 14:14:13	Huron	175	5	32	0
2020/09/10 14:14:13	Ingham	2244	42	52	0
2020/09/10 14:14:13	Ionia	299	7	35	0
2020/09/10 14:14:13	Iosco	128	11	31	1
2020/09/10 14:14:13	Iron	40	1	3	0
2020/09/10 14:14:13	Isabella	534	10	57	0
2020/09/10 14:14:13	Jackson	886	40	23	1
2020/09/10 14:14:13	Kalamazoo	1937	88	253	3
2020/09/10 14:14:13	Kalkaska	60	4	13	0
2020/09/10 14:14:13	Kent	8138	168	756	3
2020/09/10 14:14:13	Keweenaw	4	0	2	0
2020/09/10 14:14:13	Lake	30	0	1	0
2020/09/10 14:14:13	Lapeer	476	35	88	2
2020/09/10 14:14:13	Leelanau	91	1	8	0
2020/09/10 14:14:13	Lenawee	665	13	46	0
2020/09/10 14:14:13	Livingston	1036	28	183	1

2020/09/10 14:14:13	Luce	10	0		
2020/09/10 14:14:13	Mackinac	33	0	14	0
2020/09/10 14:14:13	Macomb	13027	951	484	48
2020/09/10 14:14:13	Manistee	61	2	5	0
2020/09/10 14:14:13	Marquette	235	11	42	0
2020/09/10 14:14:13	Mason	112	0	16	0
2020/09/10 14:14:13	Mecosta	113	2	7	0
2020/09/10 14:14:13	Menominee	233	0	31	0
2020/09/10 14:14:13	Midland	402	11	96	1
2020/09/10 14:14:13	Missaukee	38	1	15	0
2020/09/10 14:14:13	Monroe	1261	28	157	1
2020/09/10 14:14:13	Montcalm	233	4	20	0
2020/09/10 14:14:13	Montmorency	12	0	1	0
2020/09/10 14:14:13	Muskegon	1335	68	62	0
2020/09/10 14:14:13	Newaygo	293	1	14	0
2020/09/10 14:14:13	Oakland	15198	1131	3774	50
2020/09/10 14:14:13	Oceana	475	6	26	0
2020/09/10 14:14:13	Ogemaw	45	5	15	0
2020/09/10 14:14:13	Ontonagon	35	0	1	0
2020/09/10 14:14:13	Osceola	71	0	10	0
2020/09/10 14:14:13	Oscoda	22	1	8	0
2020/09/10 14:14:13	Otsego	135	11	22	0
2020/09/10 14:14:13	Ottawa	2584	59	143	5
2020/09/10 14:14:13	Presque Isle	21	1	2	0
2020/09/10 14:14:13	Roscommon	65	4	17	0
2020/09/10 14:14:13	Saginaw	2538	129	183	4
2020/09/10 14:14:13	Sanilac	126	6	5	1
2020/09/10 14:14:13	Schoolcraft	16	0	1	0
2020/09/10 14:14:13	Shiawassee	442	29	31	1
2020/09/10 14:14:13	St Clair	822	52	131	1
2020/09/10 14:14:13	St Joseph	610	11	93	0
2020/09/10 14:14:13	Tuscola	416	29	57	0
2020/09/10 14:14:13	Van Buren	608	14	80	2
2020/09/10 14:14:13	Washtenaw	2753	114	343	0
2020/09/10 14:14:13	Wayne	16907	1254	978	51
2020/09/10 14:14:13	Wexford	98	4	16	0
2020/09/10 14:14:13	MDOC	5465	70	7	0
2020/09/10 14:14:13	FCI	191	5	5	0
2020/09/10 14:14:13	Out-of-State	180	1	5	2
2020/09/10 14:14:13	Unknown	1	0	15	0
2020/09/10 14:14:13	Detroit City	13933	1515	1034	119

# PUBLIC USE DATASETS

## Cases by Demographics Statewide

### README

Includes the total number of confirmed and probable cases and confirmed and probable deaths to date by demographic characteristics

Confirmed cases only include individuals who have had a positive diagnostic laboratory test for COVID-19.

Probable cases include individuals who have symptoms consistent with COVID-19 and an epidemiologic link to a confirmed case or a positive serology (antibody) test, but do not have a positive diagnostic laboratory test for COVID-19 and individuals with a positive serology (antibody) test for COVID-19 and an epidemiologic link to a confirmed case.

Confirmed deaths include individuals who meet one or more of the following conditions: 1) Have been identified as a confirmed case and classified as deceased as a result of a case investigation in the Michigan Disease Surveillance System (MDSS). MDSS is the database used by state and local health department to monitor reportable diseases like COVID-19; 2) have been identified as a confirmed case in MDSS had have a death certificate with COVID-19 listed as a cause of death; 3) have been identified as a confirmed case in MDSS and die within 30 days of onset of COVID-19 infection and have a death certificate which classifies their manner death as 'natural'.

Probable deaths include individuals who have COVID indicated as a cause of death on their death certificate but have not had a positive diagnostic laboratory test.

The number of probable cases can change daily based on information obtained through the health department investigation. Probable cases can be re-classified as a confirmed case or determined to not be a case.

Data is suppressed when the number of cases or deaths in a single category is between one and five to protect the confidentiality of individuals.

# **CASES BY DEMOGRAPHICS STATEWIDE 2020-09-10**

CASE_STATUS	AgeCat	RaceCat	SEX	Cases	Deaths
Confirmed	0-9	American Indian/Alaska Native	Female	6	0
Confirmed	10-19	American Indian/Alaska Native	Female	25	0
Confirmed	20-29	American Indian/Alaska Native	Female	47	0
Confirmed	30-39	American Indian/Alaska Native	Female	41	0
Confirmed	40-49	American Indian/Alaska Native	Female	42	0
Confirmed	50-59	American Indian/Alaska Native	Female	48	0
Confirmed	60-69	American Indian/Alaska Native	Female	22	Suppressed
Confirmed	70-79	American Indian/Alaska Native	Female	18	Suppressed
Confirmed	80+	American Indian/Alaska Native	Female	6	Suppressed
Confirmed	Unknown	American Indian/Alaska Native	Female	0	0
Confirmed	0-9	Asian/Pacific Islander	Female	18	0
Confirmed	10-19	Asian/Pacific Islander	Female	58	0
Confirmed	20-29	Asian/Pacific Islander	Female	187	0
Confirmed	30-39	Asian/Pacific Islander	Female	222	0
Confirmed	40-49	Asian/Pacific Islander	Female	214	0
Confirmed	50-59	Asian/Pacific Islander	Female	177	Suppressed
Confirmed	60-69	Asian/Pacific Islander	Female	106	Suppressed
Confirmed	70-79	Asian/Pacific Islander	Female	51	10
Confirmed	80+	Asian/Pacific Islander	Female	57	23
Confirmed	Unknown	Asian/Pacific Islander	Female	0	0
Confirmed	0-9	Black/African American	Female	177	Suppressed
Confirmed	10-19	Black/African American	Female	475	Suppressed
Confirmed	20-29	Black/African American	Female	2038	Suppressed
Confirmed	30-39	Black/African American	Female	2022	8
Confirmed	40-49	Black/African American	Female	2157	52
Confirmed	50-59	Black/African American	Female	2097	108
Confirmed	60-69	Black/African American	Female	1905	230
Confirmed	70-79	Black/African American	Female	1321	324
Confirmed	80+	Black/African American	Female	1037	426
Confirmed	Unknown	Black/African American	Female	Suppressed	0
Confirmed	0-9	Multiple Races	Female	72	0
Confirmed	10-19	Multiple Races	Female	344	Suppressed
Confirmed	20-29	Multiple Races	Female	819	0
Confirmed	30-39	Multiple Races	Female	637	Suppressed
Confirmed	40-49	Multiple Races	Female	728	Suppressed
Confirmed	50-59	Multiple Races	Female	754	Suppressed
Confirmed	60-69	Multiple Races	Female	466	Suppressed
Confirmed	70-79	Multiple Races	Female	219	11
Confirmed	80+	Multiple Races	Female	213	20
Confirmed	Unknown	Multiple Races	Female	Suppressed	0
Confirmed	0-9	Other	Female	134	0
Confirmed	10-19	Other	Female	453	0
Confirmed	20-29	Other	Female	834	0
Confirmed	30-39	Other	Female	601	Suppressed
Confirmed	40-49	Other	Female	582	Suppressed
Confirmed	50-59	Other	Female	401	Suppressed
Confirmed	60-69	Other	Female	261	15

Confirmed	70-79	Other	Female	131	15
Confirmed	80+	Other	Female	108	22
Confirmed	Unknown	Other	Female	Suppressed	0
Confirmed	0-9	Unknown	Female	103	0
Confirmed	10-19	Unknown	Female	646	0
Confirmed	20-29	Unknown	Female	1289	0
Confirmed	30-39	Unknown	Female	1029	0
Confirmed	40-49	Unknown	Female	1163	Suppressed
Confirmed	50-59	Unknown	Female	1159	6
Confirmed	60-69	Unknown	Female	847	13
Confirmed	70-79	Unknown	Female	488	19
Confirmed	80+	Unknown	Female	540	34
Confirmed	Unknown	Unknown	Female	40	0
Confirmed	0-9	White	Female	439	0
Confirmed	10-19	White	Female	2621	Suppressed
Confirmed	20-29	White	Female	5341	Suppressed
Confirmed	30-39	White	Female	3355	10
Confirmed	40-49	White	Female	3459	22
Confirmed	50-59	White	Female	3811	67
Confirmed	60-69	White	Female	3004	177
Confirmed	70-79	White	Female	2180	384
Confirmed	80+	White	Female	3165	1095
Confirmed	Unknown	White	Female	21	0
Confirmed	0-9	American Indian/Alaska Native	Male	9	0
Confirmed	10-19	American Indian/Alaska Native	Male	10	0
Confirmed	20-29	American Indian/Alaska Native	Male	40	0
Confirmed	30-39	American Indian/Alaska Native	Male	39	0
Confirmed	40-49	American Indian/Alaska Native	Male	45	0
Confirmed	50-59	American Indian/Alaska Native	Male	40	Suppressed
Confirmed	60-69	American Indian/Alaska Native	Male	32	6
Confirmed	70-79	American Indian/Alaska Native	Male	17	6
Confirmed	80+	American Indian/Alaska Native	Male	Suppressed	Suppressed
Confirmed	Unknown	American Indian/Alaska Native	Male	0	0
Confirmed	0-9	Asian/Pacific Islander	Male	36	0
Confirmed	10-19	Asian/Pacific Islander	Male	58	0
Confirmed	20-29	Asian/Pacific Islander	Male	200	0
Confirmed	30-39	Asian/Pacific Islander	Male	200	Suppressed
Confirmed	40-49	Asian/Pacific Islander	Male	173	Suppressed
Confirmed	50-59	Asian/Pacific Islander	Male	145	Suppressed
Confirmed	60-69	Asian/Pacific Islander	Male	111	13
Confirmed	70-79	Asian/Pacific Islander	Male	50	14
Confirmed	80+	Asian/Pacific Islander	Male	34	16
Confirmed	Unknown	Asian/Pacific Islander	Male	0	0
Confirmed	0-9	Black/African American	Male	170	0
Confirmed	10-19	Black/African American	Male	453	0
Confirmed	20-29	Black/African American	Male	1545	10
Confirmed	30-39	Black/African American	Male	1655	29
Confirmed	40-49	Black/African American	Male	1840	72
Confirmed	50-59	Black/African American	Male	2183	193
Confirmed	60-69	Black/African American	Male	2052	344



Confirmed	70-79	Black/African American	Male	1301	416
Confirmed	80+	Black/African American	Male	603	305
Confirmed	Unknown	Black/African American	Male	Suppressed	0
Confirmed	0-9	Multiple Races	Male	97	0
Confirmed	10-19	Multiple Races	Male	305	0
Confirmed	20-29	Multiple Races	Male	625	0
Confirmed	30-39	Multiple Races	Male	500	0
Confirmed	40-49	Multiple Races	Male	549	Suppressed
Confirmed	50-59	Multiple Races	Male	553	Suppressed
Confirmed	60-69	Multiple Races	Male	397	21
Confirmed	70-79	Multiple Races	Male	198	15
Confirmed	80+	Multiple Races	Male	88	17
Confirmed	Unknown	Multiple Races	Male	Suppressed	0
Confirmed	0-9	Other	Male	160	0
Confirmed	10-19	Other	Male	442	0
Confirmed	20-29	Other	Male	884	Suppressed
Confirmed	30-39	Other	Male	719	Suppressed
Confirmed	40-49	Other	Male	631	6
Confirmed	50-59	Other	Male	459	8
Confirmed	60-69	Other	Male	283	24
Confirmed	70-79	Other	Male	138	19
Confirmed	80+	Other	Male	60	13
Confirmed	Unknown	Other	Male	Suppressed	0
Confirmed	0-9	Unknown	Male	144	0
Confirmed	10-19	Unknown	Male	678	0
Confirmed	20-29	Unknown	Male	1365	0
Confirmed	30-39	Unknown	Male	1237	Suppressed
Confirmed	40-49	Unknown	Male	1297	10
Confirmed	50-59	Unknown	Male	1270	8
Confirmed	60-69	Unknown	Male	919	15
Confirmed	70-79	Unknown	Male	430	23
Confirmed	80+	Unknown	Male	256	29
Confirmed	Unknown	Unknown	Male	32	0
Confirmed	0-9	White	Male	521	0
Confirmed	10-19	White	Male	2181	0
Confirmed	20-29	White	Male	4325	7
Confirmed	30-39	White	Male	3234	14
Confirmed	40-49	White	Male	3184	38
Confirmed	50-59	White	Male	3816	123
Confirmed	60-69	White	Male	3255	299
Confirmed	70-79	White	Male	2207	504
Confirmed	80+	White	Male	1746	799
Confirmed	Unknown	White	Male	9	0
Confirmed	0-9	American Indian/Alaska Native	Unknown	0	0
Confirmed	10-19	American Indian/Alaska Native	Unknown	0	0
Confirmed	20-29	American Indian/Alaska Native	Unknown	0	0
Confirmed	30-39	American Indian/Alaska Native	Unknown	0	0
Confirmed	40-49	American Indian/Alaska Native	Unknown	0	0
Confirmed	50-59	American Indian/Alaska Native	Unknown	0	0
Confirmed	60-69	American Indian/Alaska Native	Unknown	0	0

Confirmed	70-79	American Indian/Alaska Native	Unknown	0	0
Confirmed	80+	American Indian/Alaska Native	Unknown	0	0
Confirmed	Unknown	American Indian/Alaska Native	Unknown	0	0
Confirmed	0-9	Asian/Pacific Islander	Unknown	0	0
Confirmed	10-19	Asian/Pacific Islander	Unknown	0	0
Confirmed	20-29	Asian/Pacific Islander	Unknown	0	0
Confirmed	30-39	Asian/Pacific Islander	Unknown	Suppressed	0
Confirmed	40-49	Asian/Pacific Islander	Unknown	0	0
Confirmed	50-59	Asian/Pacific Islander	Unknown	0	0
Confirmed	60-69	Asian/Pacific Islander	Unknown	0	0
Confirmed	70-79	Asian/Pacific Islander	Unknown	0	0
Confirmed	80+	Asian/Pacific Islander	Unknown	0	0
Confirmed	Unknown	Asian/Pacific Islander	Unknown	0	0
Confirmed	0-9	Black/African American	Unknown	0	0
Confirmed	10-19	Black/African American	Unknown	Suppressed	0
Confirmed	20-29	Black/African American	Unknown	Suppressed	0
Confirmed	30-39	Black/African American	Unknown	Suppressed	0
Confirmed	40-49	Black/African American	Unknown	Suppressed	0
Confirmed	50-59	Black/African American	Unknown	Suppressed	0
Confirmed	60-69	Black/African American	Unknown	Suppressed	0
Confirmed	70-79	Black/African American	Unknown	Suppressed	0
Confirmed	80+	Black/African American	Unknown	Suppressed	0
Confirmed	Unknown	Black/African American	Unknown	0	0
Confirmed	0-9	Multiple Races	Unknown	0	0
Confirmed	10-19	Multiple Races	Unknown	Suppressed	0
Confirmed	20-29	Multiple Races	Unknown	Suppressed	0
Confirmed	30-39	Multiple Races	Unknown	Suppressed	0
Confirmed	40-49	Multiple Races	Unknown	0	0
Confirmed	50-59	Multiple Races	Unknown	Suppressed	0
Confirmed	60-69	Multiple Races	Unknown	Suppressed	0
Confirmed	70-79	Multiple Races	Unknown	Suppressed	0
Confirmed	80+	Multiple Races	Unknown	0	0
Confirmed	Unknown	Multiple Races	Unknown	Suppressed	0
Confirmed	0-9	Other	Unknown	Suppressed	0
Confirmed	10-19	Other	Unknown	Suppressed	0
Confirmed	20-29	Other	Unknown	0	0
Confirmed	30-39	Other	Unknown	Suppressed	0
Confirmed	40-49	Other	Unknown	Suppressed	0
Confirmed	50-59	Other	Unknown	Suppressed	0
Confirmed	60-69	Other	Unknown	Suppressed	0
Confirmed	70-79	Other	Unknown	0	0
Confirmed	80+	Other	Unknown	0	0
Confirmed	Unknown	Other	Unknown	Suppressed	0
Confirmed	0-9	Unknown	Unknown	7	0
Confirmed	10-19	Unknown	Unknown	12	0
Confirmed	20-29	Unknown	Unknown	38	0
Confirmed	30-39	Unknown	Unknown	21	0
Confirmed	40-49	Unknown	Unknown	31	0
Confirmed	50-59	Unknown	Unknown	24	0
Confirmed	60-69	Unknown	Unknown	8	0

Confirmed	70-79	Unknown	Unknown	Suppressed	0
Confirmed	80+	Unknown	Unknown	6	0
Confirmed	Unknown	Unknown	Unknown	Suppressed	0
Confirmed	0-9	White	Unknown	0	0
Confirmed	10-19	White	Unknown	8	0
Confirmed	20-29	White	Unknown	8	0
Confirmed	30-39	White	Unknown	6	0
Confirmed	40-49	White	Unknown	6	0
Confirmed	50-59	White	Unknown	Suppressed	0
Confirmed	60-69	White	Unknown	7	0
Confirmed	70-79	White	Unknown	Suppressed	0
Confirmed	80+	White	Unknown	Suppressed	0
Confirmed	Unknown	White	Unknown	0	0
Probable	0-9	American Indian/Alaska Native	Female	Suppressed	0
Probable	10-19	American Indian/Alaska Native	Female	0	0
Probable	20-29	American Indian/Alaska Native	Female	Suppressed	0
Probable	30-39	American Indian/Alaska Native	Female	Suppressed	0
Probable	40-49	American Indian/Alaska Native	Female	Suppressed	0
Probable	50-59	American Indian/Alaska Native	Female	Suppressed	0
Probable	60-69	American Indian/Alaska Native	Female	Suppressed	0
Probable	70-79	American Indian/Alaska Native	Female	Suppressed	0
Probable	80+	American Indian/Alaska Native	Female	0	0
Probable	Unknown	American Indian/Alaska Native	Female	0	0
Probable	0-9	Asian/Pacific Islander	Female	9	0
Probable	10-19	Asian/Pacific Islander	Female	8	0
Probable	20-29	Asian/Pacific Islander	Female	21	0
Probable	30-39	Asian/Pacific Islander	Female	16	0
Probable	40-49	Asian/Pacific Islander	Female	7	0
Probable	50-59	Asian/Pacific Islander	Female	13	0
Probable	60-69	Asian/Pacific Islander	Female	Suppressed	0
Probable	70-79	Asian/Pacific Islander	Female	Suppressed	0
Probable	80+	Asian/Pacific Islander	Female	0	0
Probable	Unknown	Asian/Pacific Islander	Female	Suppressed	0
Probable	0-9	Black/African American	Female	20	0
Probable	10-19	Black/African American	Female	40	0
Probable	20-29	Black/African American	Female	112	0
Probable	30-39	Black/African American	Female	95	0
Probable	40-49	Black/African American	Female	123	Suppressed
Probable	50-59	Black/African American	Female	134	7
Probable	60-69	Black/African American	Female	110	12
Probable	70-79	Black/African American	Female	46	11
Probable	80+	Black/African American	Female	37	27
Probable	Unknown	Black/African American	Female	Suppressed	0
Probable	0-9	Multiple Races	Female	17	0
Probable	10-19	Multiple Races	Female	25	0
Probable	20-29	Multiple Races	Female	42	0
Probable	30-39	Multiple Races	Female	23	0
Probable	40-49	Multiple Races	Female	53	0
Probable	50-59	Multiple Races	Female	56	0
Probable	60-69	Multiple Races	Female	41	0

Probable	70-79	Multiple Races	Female	11	0
Probable	80+	Multiple Races	Female	Suppressed	Suppressed
Probable	Unknown	Multiple Races	Female	9	0
Probable	0-9	Other	Female	20	0
Probable	10-19	Other	Female	35	0
Probable	20-29	Other	Female	42	0
Probable	30-39	Other	Female	43	0
Probable	40-49	Other	Female	34	0
Probable	50-59	Other	Female	25	Suppressed
Probable	60-69	Other	Female	15	Suppressed
Probable	70-79	Other	Female	8	0
Probable	80+	Other	Female	Suppressed	0
Probable	Unknown	Other	Female	Suppressed	0
Probable	0-9	Unknown	Female	39	0
Probable	10-19	Unknown	Female	169	0
Probable	20-29	Unknown	Female	371	0
Probable	30-39	Unknown	Female	301	0
Probable	40-49	Unknown	Female	398	0
Probable	50-59	Unknown	Female	406	0
Probable	60-69	Unknown	Female	339	Suppressed
Probable	70-79	Unknown	Female	133	0
Probable	80+	Unknown	Female	67	Suppressed
Probable	Unknown	Unknown	Female	32	0
Probable	0-9	White	Female	129	0
Probable	10-19	White	Female	260	0
Probable	20-29	White	Female	442	0
Probable	30-39	White	Female	307	0
Probable	40-49	White	Female	376	Suppressed
Probable	50-59	White	Female	416	Suppressed
Probable	60-69	White	Female	261	16
Probable	70-79	White	Female	142	19
Probable	80+	White	Female	104	53
Probable	Unknown	White	Female	32	0
Probable	0-9	American Indian/Alaska Native	Male	0	0
Probable	10-19	American Indian/Alaska Native	Male	Suppressed	0
Probable	20-29	American Indian/Alaska Native	Male	Suppressed	0
Probable	30-39	American Indian/Alaska Native	Male	0	0
Probable	40-49	American Indian/Alaska Native	Male	Suppressed	0
Probable	50-59	American Indian/Alaska Native	Male	Suppressed	0
Probable	60-69	American Indian/Alaska Native	Male	Suppressed	0
Probable	70-79	American Indian/Alaska Native	Male	0	0
Probable	80+	American Indian/Alaska Native	Male	Suppressed	Suppressed
Probable	Unknown	American Indian/Alaska Native	Male	0	0
Probable	0-9	Asian/Pacific Islander	Male	14	0
Probable	10-19	Asian/Pacific Islander	Male	Suppressed	0
Probable	20-29	Asian/Pacific Islander	Male	16	0
Probable	30-39	Asian/Pacific Islander	Male	19	0
Probable	40-49	Asian/Pacific Islander	Male	Suppressed	0
Probable	50-59	Asian/Pacific Islander	Male	7	0
Probable	60-69	Asian/Pacific Islander	Male	Suppressed	0

Probable	70-79	Asian/Pacific Islander	Male	Suppressed	Suppressed
Probable	80+	Asian/Pacific Islander	Male	0	0
Probable	Unknown	Asian/Pacific Islander	Male	0	0
Probable	0-9	Black/African American	Male	31	0
Probable	10-19	Black/African American	Male	36	0
Probable	20-29	Black/African American	Male	58	0
Probable	30-39	Black/African American	Male	56	0
Probable	40-49	Black/African American	Male	55	8
Probable	50-59	Black/African American	Male	85	8
Probable	60-69	Black/African American	Male	88	23
Probable	70-79	Black/African American	Male	45	25
Probable	80+	Black/African American	Male	20	16
Probable	Unknown	Black/African American	Male	Suppressed	0
Probable	0-9	Multiple Races	Male	18	0
Probable	10-19	Multiple Races	Male	23	0
Probable	20-29	Multiple Races	Male	38	0
Probable	30-39	Multiple Races	Male	32	0
Probable	40-49	Multiple Races	Male	45	0
Probable	50-59	Multiple Races	Male	32	0
Probable	60-69	Multiple Races	Male	24	0
Probable	70-79	Multiple Races	Male	11	0
Probable	80+	Multiple Races	Male	Suppressed	Suppressed
Probable	Unknown	Multiple Races	Male	12	0
Probable	0-9	Other	Male	20	0
Probable	10-19	Other	Male	38	0
Probable	20-29	Other	Male	47	0
Probable	30-39	Other	Male	33	0
Probable	40-49	Other	Male	29	0
Probable	50-59	Other	Male	19	0
Probable	60-69	Other	Male	16	Suppressed
Probable	70-79	Other	Male	7	Suppressed
Probable	80+	Other	Male	Suppressed	0
Probable	Unknown	Other	Male	Suppressed	0
Probable	0-9	Unknown	Male	41	0
Probable	10-19	Unknown	Male	161	0
Probable	20-29	Unknown	Male	300	0
Probable	30-39	Unknown	Male	290	Suppressed
Probable	40-49	Unknown	Male	282	Suppressed
Probable	50-59	Unknown	Male	305	0
Probable	60-69	Unknown	Male	222	Suppressed
Probable	70-79	Unknown	Male	92	Suppressed
Probable	80+	Unknown	Male	37	Suppressed
Probable	Unknown	Unknown	Male	23	0
Probable	0-9	White	Male	145	0
Probable	10-19	White	Male	249	0
Probable	20-29	White	Male	361	Suppressed
Probable	30-39	White	Male	257	Suppressed
Probable	40-49	White	Male	248	Suppressed
Probable	50-59	White	Male	307	6
Probable	60-69	White	Male	233	15

Probable	70-79	White	Male	95	14
Probable	80+	White	Male	68	27
Probable	Unknown	White	Male	24	0
Probable	0-9	American Indian/Alaska Native	Unknown	0	0
Probable	10-19	American Indian/Alaska Native	Unknown	0	0
Probable	20-29	American Indian/Alaska Native	Unknown	Suppressed	0
Probable	30-39	American Indian/Alaska Native	Unknown	0	0
Probable	40-49	American Indian/Alaska Native	Unknown	0	0
Probable	50-59	American Indian/Alaska Native	Unknown	0	0
Probable	60-69	American Indian/Alaska Native	Unknown	0	0
Probable	70-79	American Indian/Alaska Native	Unknown	0	0
Probable	80+	American Indian/Alaska Native	Unknown	0	0
Probable	Unknown	American Indian/Alaska Native	Unknown	0	0
Probable	0-9	Asian/Pacific Islander	Unknown	0	0
Probable	10-19	Asian/Pacific Islander	Unknown	0	0
Probable	20-29	Asian/Pacific Islander	Unknown	0	0
Probable	30-39	Asian/Pacific Islander	Unknown	0	0
Probable	40-49	Asian/Pacific Islander	Unknown	0	0
Probable	50-59	Asian/Pacific Islander	Unknown	0	0
Probable	60-69	Asian/Pacific Islander	Unknown	0	0
Probable	70-79	Asian/Pacific Islander	Unknown	0	0
Probable	80+	Asian/Pacific Islander	Unknown	0	0
Probable	Unknown	Asian/Pacific Islander	Unknown	0	0
Probable	0-9	Black/African American	Unknown	0	0
Probable	10-19	Black/African American	Unknown	0	0
Probable	20-29	Black/African American	Unknown	0	0
Probable	30-39	Black/African American	Unknown	0	0
Probable	40-49	Black/African American	Unknown	0	0
Probable	50-59	Black/African American	Unknown	0	0
Probable	60-69	Black/African American	Unknown	Suppressed	0
Probable	70-79	Black/African American	Unknown	0	0
Probable	80+	Black/African American	Unknown	0	0
Probable	Unknown	Black/African American	Unknown	Suppressed	0
Probable	0-9	Multiple Races	Unknown	Suppressed	0
Probable	10-19	Multiple Races	Unknown	0	0
Probable	20-29	Multiple Races	Unknown	6	0
Probable	30-39	Multiple Races	Unknown	Suppressed	0
Probable	40-49	Multiple Races	Unknown	Suppressed	0
Probable	50-59	Multiple Races	Unknown	Suppressed	0
Probable	60-69	Multiple Races	Unknown	Suppressed	0
Probable	70-79	Multiple Races	Unknown	0	0
Probable	80+	Multiple Races	Unknown	0	0
Probable	Unknown	Multiple Races	Unknown	0	0
Probable	0-9	Other	Unknown	0	0
Probable	10-19	Other	Unknown	0	0
Probable	20-29	Other	Unknown	0	0
Probable	30-39	Other	Unknown	0	0
Probable	40-49	Other	Unknown	0	0
Probable	50-59	Other	Unknown	Suppressed	0
Probable	60-69	Other	Unknown	0	0

Probable	70-79	Other	Unknown	0	0
Probable	80+	Other	Unknown	0	0
Probable	Unknown	Other	Unknown	Suppressed	0
Probable	0-9	Unknown	Unknown	11	0
Probable	10-19	Unknown	Unknown	13	0
Probable	20-29	Unknown	Unknown	22	0
Probable	30-39	Unknown	Unknown	23	0
Probable	40-49	Unknown	Unknown	20	0
Probable	50-59	Unknown	Unknown	10	0
Probable	60-69	Unknown	Unknown	13	0
Probable	70-79	Unknown	Unknown	6	0
Probable	80+	Unknown	Unknown	Suppressed	0
Probable	Unknown	Unknown	Unknown	357	0
Probable	0-9	White	Unknown	Suppressed	0
Probable	10-19	White	Unknown	Suppressed	0
Probable	20-29	White	Unknown	Suppressed	0
Probable	30-39	White	Unknown	Suppressed	0
Probable	40-49	White	Unknown	Suppressed	0
Probable	50-59	White	Unknown	6	0
Probable	60-69	White	Unknown	0	0
Probable	70-79	White	Unknown	0	0
Probable	80+	White	Unknown	0	0
Probable	Unknown	White	Unknown	6	0

# PUBLIC USE DATASETS

## COVID-19 Tests by County

### README

Data includes tests by type (diagnostic, serology or total combined) by county.

Diagnostic tests are used to find current infection and look for genes or proteins from the severe acute respiratory syndrome coronavirus 2 (SARS-CoV-2), the virus that causes COVID-19. These tests, which are performed as nasal swabs, include: Nucleic acid amplification test/real-time polymerase chain reaction (NAAT/RT-PCR) test and rapid virus antigen detection point of care (POC) tests.

Serology tests are used to look for the possibility of previous infection. Serology tests look for antibodies to SARS-CoV-2 in the blood. There are currently two types of serology tests: the enzyme-linked immunosorbent assay (ELISA) test and the rapid antibody detection POC test. Serology tests do not diagnose disease and do not guarantee immunity, but might provide information about previous infection.

Correctional includes state and federal prisons and county and city detection facilities. Testing data represents total tests performed, not individuals tested. A single individual may have more than one test completed.



# COVID-19 TESTS BY COUNTY 2020-09-10

Updated	COUNTY	TestType	Count	RatePerMillion
2020/09/10 14:14:16	Alcona	Diagnostic	1846	177415
2020/09/10 14:14:16	Alcona	Serology	48	4613
2020/09/10 14:14:16	Alcona	Total	1894	182028
2020/09/10 14:14:16	Alger	Diagnostic	1027	112758
2020/09/10 14:14:16	Alger	Serology	66	7246
2020/09/10 14:14:16	Alger	Total	1093	120004
2020/09/10 14:14:16	Allegan	Serology	760	6436
2020/09/10 14:14:16	Allegan	Diagnostic	27794	235381
2020/09/10 14:14:16	Allegan	Total	28554	241817
2020/09/10 14:14:16	Alpena	Diagnostic	2538	89350
2020/09/10 14:14:16	Alpena	Serology	130	4577
2020/09/10 14:14:16	Alpena	Total	2668	93927
2020/09/10 14:14:16	Antrim	Diagnostic	4630	198508
2020/09/10 14:14:16	Antrim	Serology	83	3559
2020/09/10 14:14:16	Antrim	Total	4713	202067
2020/09/10 14:14:16	Arenac	Diagnostic	3475	233488
2020/09/10 14:14:16	Arenac	Serology	124	8332
2020/09/10 14:14:16	Arenac	Total	3599	241820
2020/09/10 14:14:16	Baraga	Serology	41	4995
2020/09/10 14:14:16	Baraga	Diagnostic	1896	230966
2020/09/10 14:14:16	Baraga	Total	1937	235961
2020/09/10 14:14:16	Barry	Diagnostic	14584	236946
2020/09/10 14:14:16	Barry	Serology	605	9829
2020/09/10 14:14:16	Barry	Total	15189	246775
2020/09/10 14:14:16	Bay	Diagnostic	30764	298315
2020/09/10 14:14:16	Bay	Serology	1227	11898
2020/09/10 14:14:16	Bay	Total	31991	310213
2020/09/10 14:14:16	Benzie	Serology	43	2420
2020/09/10 14:14:16	Benzie	Diagnostic	3596	202409
2020/09/10 14:14:16	Benzie	Total	3639	204829
2020/09/10 14:14:16	Berrien	Diagnostic	58679	382520
2020/09/10 14:14:16	Berrien	Serology	1767	11519
2020/09/10 14:14:16	Berrien	Total	60446	394039
2020/09/10 14:14:16	Branch	Diagnostic	8021	184319
2020/09/10 14:14:16	Branch	Serology	141	3240
2020/09/10 14:14:16	Branch	Total	8162	187559
2020/09/10 14:14:16	Calhoun	Serology	707	5270
2020/09/10 14:14:16	Calhoun	Diagnostic	44445	331286
2020/09/10 14:14:16	Calhoun	Total	45152	336556
2020/09/10 14:14:16	Cass	Diagnostic	8917	172186
2020/09/10 14:14:16	Cass	Serology	225	4345
2020/09/10 14:14:16	Cass	Total	9142	176531
2020/09/10 14:14:16	Charlevoix	Diagnostic	5994	229277
2020/09/10 14:14:16	Charlevoix	Serology	322	12317
2020/09/10 14:14:16	Charlevoix	Total	6316	241594
2020/09/10 14:14:16	Cheboygan	Serology	190	7517
2020/09/10 14:14:16	Cheboygan	Diagnostic	3022	119560

2020/09/10 14:14:16	Cheboygan	Total	3212	127077
2020/09/10 14:14:16	Chippewa	Serology	88	2356
2020/09/10 14:14:16	Chippewa	Diagnostic	4490	120217
2020/09/10 14:14:16	Chippewa	Total	4578	122574
2020/09/10 14:14:16	Clare	Diagnostic	4346	140420
2020/09/10 14:14:16	Clare	Serology	222	7173
2020/09/10 14:14:16	Clare	Total	4568	147593
2020/09/10 14:14:16	Clinton	Diagnostic	15524	195037
2020/09/10 14:14:16	Clinton	Serology	2452	30806
2020/09/10 14:14:16	Clinton	Total	17976	225843
2020/09/10 14:14:16	Correctional	Serology	10763	
2020/09/10 14:14:16	Correctional	Diagnostic	75794	
2020/09/10 14:14:16	Correctional	Total	86557	
2020/09/10 14:14:16	Crawford	Diagnostic	2461	175422
2020/09/10 14:14:16	Crawford	Serology	51	3635
2020/09/10 14:14:16	Crawford	Total	2512	179058
2020/09/10 14:14:16	Delta	Diagnostic	8900	248715
2020/09/10 14:14:16	Delta	Serology	227	6344
2020/09/10 14:14:16	Delta	Total	9127	255058
2020/09/10 14:14:16	Detroit City	Diagnostic	246160	378822
2020/09/10 14:14:16	Detroit City	Serology	13566	20877
2020/09/10 14:14:16	Detroit City	Total	259726	399699
2020/09/10 14:14:16	Dickinson	Diagnostic	3440	136297
2020/09/10 14:14:16	Dickinson	Serology	68	2694
2020/09/10 14:14:16	Dickinson	Total	3508	138991
2020/09/10 14:14:16	Eaton	Serology	3716	33700
2020/09/10 14:14:16	Eaton	Diagnostic	33182	300921
2020/09/10 14:14:16	Eaton	Total	36898	334621
2020/09/10 14:14:16	Emmet	Serology	778	23283
2020/09/10 14:14:16	Emmet	Diagnostic	7435	222505
2020/09/10 14:14:16	Emmet	Total	8213	245788
2020/09/10 14:14:16	Genesee	Diagnostic	83900	206745
2020/09/10 14:14:16	Genesee	Serology	10205	25147
2020/09/10 14:14:16	Genesee	Total	94105	231893
2020/09/10 14:14:16	Gladwin	Serology	132	5187
2020/09/10 14:14:16	Gladwin	Diagnostic	4695	184487
2020/09/10 14:14:16	Gladwin	Total	4827	189673
2020/09/10 14:14:16	Gogebic	Diagnostic	6248	447084
2020/09/10 14:14:16	Gogebic	Serology	42	3005
2020/09/10 14:14:16	Gogebic	Total	6290	450089
2020/09/10 14:14:16	Grand Traverse	Diagnostic	20372	218847
2020/09/10 14:14:16	Grand Traverse	Serology	416	4469
2020/09/10 14:14:16	Grand Traverse	Total	20788	223316
2020/09/10 14:14:16	Gratiot	Serology	342	8401
2020/09/10 14:14:16	Gratiot	Diagnostic	13481	331139
2020/09/10 14:14:16	Gratiot	Total	13823	339540
2020/09/10 14:14:16	Hillsdale	Serology	287	6293
2020/09/10 14:14:16	Hillsdale	Diagnostic	9808	215064
2020/09/10 14:14:16	Hillsdale	Total	10095	221357
2020/09/10 14:14:16	Houghton	Serology	123	3447

2020/09/10 14:14:16	Houghton	Diagnostic	7589	212672
2020/09/10 14:14:16	Houghton	Total	7712	216119
2020/09/10 14:14:16	Huron	Diagnostic	8295	267745
2020/09/10 14:14:16	Huron	Serology	248	8005
2020/09/10 14:14:16	Huron	Total	8543	275750
2020/09/10 14:14:16	Ingham	Diagnostic	92701	317028
2020/09/10 14:14:16	Ingham	Serology	12555	42937
2020/09/10 14:14:16	Ingham	Total	105256	359965
2020/09/10 14:14:16	Ionia	Serology	988	15271
2020/09/10 14:14:16	Ionia	Diagnostic	17115	264541
2020/09/10 14:14:16	Ionia	Total	18103	279812
2020/09/10 14:14:16	Iosco	Diagnostic	6326	251761
2020/09/10 14:14:16	Iosco	Serology	149	5930
2020/09/10 14:14:16	Iosco	Total	6475	257691
2020/09/10 14:14:16	Iron	Diagnostic	5137	464215
2020/09/10 14:14:16	Iron	Serology	17	1536
2020/09/10 14:14:16	Iron	Total	5154	465751
2020/09/10 14:14:16	Isabella	Diagnostic	10923	156329
2020/09/10 14:14:16	Isabella	Serology	469	6712
2020/09/10 14:14:16	Isabella	Total	11392	163041
2020/09/10 14:14:16	Jackson	Serology	1318	8315
2020/09/10 14:14:16	Jackson	Diagnostic	52699	332465
2020/09/10 14:14:16	Jackson	Total	54017	340780
2020/09/10 14:14:16	Kalamazoo	Diagnostic	68705	259200
2020/09/10 14:14:16	Kalamazoo	Serology	2395	9035
2020/09/10 14:14:16	Kalamazoo	Total	71100	268235
2020/09/10 14:14:16	Kalkaska	Diagnostic	5089	282127
2020/09/10 14:14:16	Kalkaska	Serology	36	1996
2020/09/10 14:14:16	Kalkaska	Total	5125	284122
2020/09/10 14:14:16	Kent	Serology	12533	19077
2020/09/10 14:14:16	Kent	Diagnostic	216284	329222
2020/09/10 14:14:16	Kent	Total	228817	348299
2020/09/10 14:14:16	Keweenaw	Diagnostic	445	210302
2020/09/10 14:14:16	Keweenaw	Serology	14	6616
2020/09/10 14:14:16	Keweenaw	Total	459	216919
2020/09/10 14:14:16	Lake	Diagnostic	3038	256306
2020/09/10 14:14:16	Lake	Serology	107	9027
2020/09/10 14:14:16	Lake	Total	3145	265334
2020/09/10 14:14:16	Lapeer	Diagnostic	15131	172715
2020/09/10 14:14:16	Lapeer	Serology	1550	17693
2020/09/10 14:14:16	Lapeer	Total	16681	190407
2020/09/10 14:14:16	Leelanau	Diagnostic	3411	156748
2020/09/10 14:14:16	Leelanau	Serology	88	4044
2020/09/10 14:14:16	Leelanau	Total	3499	160792
2020/09/10 14:14:16	Lenawee	Diagnostic	20820	211476
2020/09/10 14:14:16	Lenawee	Serology	722	7334
2020/09/10 14:14:16	Lenawee	Total	21542	218809
2020/09/10 14:14:16	Livingston	Diagnostic	47746	248684
2020/09/10 14:14:16	Livingston	Serology	4302	22407
2020/09/10 14:14:16	Livingston	Total	52048	271090

2020/09/10 14:14:16	Luce	Diagnostic	1035	166158
2020/09/10 14:14:16	Luce	Serology	34	5458
2020/09/10 14:14:16	Luce	Total	1069	171617
2020/09/10 14:14:16	Mackinac	Diagnostic	1559	144365
2020/09/10 14:14:16	Mackinac	Serology	44	4074
2020/09/10 14:14:16	Mackinac	Total	1603	148440
2020/09/10 14:14:16	Macomb	Serology	27478	31440
2020/09/10 14:14:16	Macomb	Diagnostic	210524	240882
2020/09/10 14:14:16	Macomb	Total	238002	272322
2020/09/10 14:14:16	Manistee	Diagnostic	4045	164712
2020/09/10 14:14:16	Manistee	Serology	127	5171
2020/09/10 14:14:16	Manistee	Total	4172	169884
2020/09/10 14:14:16	Marquette	Diagnostic	27672	414879
2020/09/10 14:14:16	Marquette	Serology	882	13224
2020/09/10 14:14:16	Marquette	Total	28554	428102
2020/09/10 14:14:16	Mason	Diagnostic	9178	314919
2020/09/10 14:14:16	Mason	Serology	404	13862
2020/09/10 14:14:16	Mason	Total	9582	328781
2020/09/10 14:14:16	Mecosta	Diagnostic	9618	221343
2020/09/10 14:14:16	Mecosta	Serology	399	9182
2020/09/10 14:14:16	Mecosta	Total	10017	230525
2020/09/10 14:14:16	Menominee	Diagnostic	3970	174276
2020/09/10 14:14:16	Menominee	Serology	39	1712
2020/09/10 14:14:16	Menominee	Total	4009	175988
2020/09/10 14:14:16	Midland	Diagnostic	11870	142744
2020/09/10 14:14:16	Midland	Serology	790	9500
2020/09/10 14:14:16	Midland	Total	12660	152244
2020/09/10 14:14:16	Missaukee	Serology	68	4498
2020/09/10 14:14:16	Missaukee	Diagnostic	2565	169665
2020/09/10 14:14:16	Missaukee	Total	2633	174163
2020/09/10 14:14:16	Monroe	Serology	2480	16478
2020/09/10 14:14:16	Monroe	Diagnostic	31829	211488
2020/09/10 14:14:16	Monroe	Total	34309	227967
2020/09/10 14:14:16	Montcalm	Serology	891	13946
2020/09/10 14:14:16	Montcalm	Diagnostic	17928	280616
2020/09/10 14:14:16	Montcalm	Total	18819	294562
2020/09/10 14:14:16	Montmorency	Diagnostic	1180	126501
2020/09/10 14:14:16	Montmorency	Serology	83	8898
2020/09/10 14:14:16	Montmorency	Total	1263	135399
2020/09/10 14:14:16	Muskegon	Serology	1188	6845
2020/09/10 14:14:16	Muskegon	Diagnostic	56934	328025
2020/09/10 14:14:16	Muskegon	Total	58122	334870
2020/09/10 14:14:16	Newaygo	Serology	562	11474
2020/09/10 14:14:16	Newaygo	Diagnostic	12466	254512
2020/09/10 14:14:16	Newaygo	Total	13028	265986
2020/09/10 14:14:16	Oakland	Serology	60128	47812
2020/09/10 14:14:16	Oakland	Diagnostic	325469	258805
2020/09/10 14:14:16	Oakland	Total	385597	306617
2020/09/10 14:14:16	Oceana	Diagnostic	10742	405864
2020/09/10 14:14:16	Oceana	Serology	274	10353

2020/09/10 14:14:16	Oceana	Total	11016	416216
2020/09/10 14:14:16	Ogemaw	Diagnostic	3733	177787
2020/09/10 14:14:16	Ogemaw	Serology	104	4953
2020/09/10 14:14:16	Ogemaw	Total	3837	182740
2020/09/10 14:14:16	Ontonagon	Diagnostic	2057	359615
2020/09/10 14:14:16	Ontonagon	Serology	17	2972
2020/09/10 14:14:16	Ontonagon	Total	2074	362587
2020/09/10 14:14:16	Osceola	Diagnostic	6972	297187
2020/09/10 14:14:16	Osceola	Serology	226	9633
2020/09/10 14:14:16	Osceola	Total	7198	306820
2020/09/10 14:14:16	Oscoda	Diagnostic	1118	135663
2020/09/10 14:14:16	Oscoda	Serology	16	1942
2020/09/10 14:14:16	Oscoda	Total	1134	137605
2020/09/10 14:14:16	Otsego	Diagnostic	3528	143019
2020/09/10 14:14:16	Otsego	Serology	238	9648
2020/09/10 14:14:16	Otsego	Total	3766	152667
2020/09/10 14:14:16	Ottawa	Diagnostic	86937	297903
2020/09/10 14:14:16	Ottawa	Serology	3899	13361
2020/09/10 14:14:16	Ottawa	Total	90836	311263
2020/09/10 14:14:16	Presque Isle	Serology	116	9212
2020/09/10 14:14:16	Presque Isle	Diagnostic	1588	126112
2020/09/10 14:14:16	Presque Isle	Total	1704	135324
2020/09/10 14:14:16	Roscommon	Diagnostic	4823	200799
2020/09/10 14:14:16	Roscommon	Serology	244	10159
2020/09/10 14:14:16	Roscommon	Total	5067	210958
2020/09/10 14:14:16	Saginaw	Serology	1273	6681
2020/09/10 14:14:16	Saginaw	Diagnostic	67618	354877
2020/09/10 14:14:16	Saginaw	Total	68891	361559
2020/09/10 14:14:16	Sanilac	Diagnostic	10361	251664
2020/09/10 14:14:16	Sanilac	Serology	445	10809
2020/09/10 14:14:16	Sanilac	Total	10806	262473
2020/09/10 14:14:16	Schoolcraft	Diagnostic	1372	169508
2020/09/10 14:14:16	Schoolcraft	Serology	37	4571
2020/09/10 14:14:16	Schoolcraft	Total	1409	174080
2020/09/10 14:14:16	Shiawassee	Serology	1403	20595
2020/09/10 14:14:16	Shiawassee	Diagnostic	16025	235240
2020/09/10 14:14:16	Shiawassee	Total	17428	255835
2020/09/10 14:14:16	St Clair	Diagnostic	29160	183249
2020/09/10 14:14:16	St Clair	Serology	3938	24747
2020/09/10 14:14:16	St Clair	Total	33098	207996
2020/09/10 14:14:16	St Joseph	Serology	558	9153
2020/09/10 14:14:16	St Joseph	Diagnostic	15458	253559
2020/09/10 14:14:16	St Joseph	Total	16016	262712
2020/09/10 14:14:16	Tuscola	Diagnostic	17218	329563
2020/09/10 14:14:16	Tuscola	Serology	509	9743
2020/09/10 14:14:16	Tuscola	Total	17727	339305
2020/09/10 14:14:16	Unknown	Diagnostic	219023	
2020/09/10 14:14:16	Unknown	Serology	19829	
2020/09/10 14:14:16	Unknown	Total	238852	
2020/09/10 14:14:16	Van Buren	Serology	472	6237

2020/09/10 14:14:16	Van Buren	Diagnostic	23831	314904
2020/09/10 14:14:16	Van Buren	Total	24303	321141
2020/09/10 14:14:16	Washtenaw	Serology	9814	26697
2020/09/10 14:14:16	Washtenaw	Diagnostic	119595	325339
2020/09/10 14:14:16	Washtenaw	Total	129409	352037
2020/09/10 14:14:16	Wayne	Diagnostic	350526	317560
2020/09/10 14:14:16	Wayne	Serology	39565	35844
2020/09/10 14:14:16	Wayne	Total	390091	353403
2020/09/10 14:14:16	Wexford	Diagnostic	7250	215575
2020/09/10 14:14:16	Wexford	Serology	129	3836
2020/09/10 14:14:16	Wexford	Total	7379	219411

# PUBLIC USE DATASETS

## Diagnostic Tests by Result and County

### README

Data include diagnostic tests for COVID-19 by date and county.

Diagnostic tests are used to find current infection and look for genes or proteins from the severe acute respiratory syndrome coronavirus 2 (SARS-CoV-2), the virus that causes COVID-19. These tests, which are performed as nasal swabs, include: Nucleic acid amplification test/real-time polymerase chain reaction (NAAT/RT-PCR) test and rapid virus antigen detection point of care (POC) tests.

Correctional includes state and federal prisons and county and city detection facilities. Testing data represents total tests performed, not individuals tested. A single individual may have more than one test completed.

The total number of positive tests may exceed the number of confirmed cases due to 1) a single individual may have more than one test performed; 2) MDHHS may receive data on positive tests in advance of a local health department classifying an individual as a confirmed or probable case, and 3) although efforts have been made to deduplicate testing data, some duplication may occur.

# DIAGNOSTIC TESTS BY RESULT AND COUNTY 2020-09-10

MessageDate	COUNTY	Negative	Positive	Total
9/9/2020	Alcona	9	0	9
9/9/2020	Alger	8	0	8
9/9/2020	Allegan	298	3	301
9/9/2020	Alpena	10	0	10
9/9/2020	Antrim	37	0	37
9/9/2020	Arenac	12	0	12
9/9/2020	Baraga	52	0	52
9/9/2020	Barry	201	5	206
9/9/2020	Bay	420	12	432
9/9/2020	Benzie	31	1	32
9/9/2020	Berrien	454	17	471
9/9/2020	Branch	128	2	130
9/9/2020	Calhoun	632	10	642
9/9/2020	Cass	89	1	90
9/9/2020	Charlevoix	69	1	70
9/9/2020	Cheboygan	27	0	27
9/9/2020	Chippewa	25	0	25
9/9/2020	Clare	66	0	66
9/9/2020	Clinton	231	5	236
9/9/2020	Correctional	1202	4	1206
9/9/2020	Crawford	16	0	16
9/9/2020	Delta	182	7	189
9/9/2020	Detroit City	2007	32	2039
9/9/2020	Dickinson	8	0	8
9/9/2020	Eaton	401	6	407
9/9/2020	Emmet	70	1	71
9/9/2020	Genesee	927	16	943
9/9/2020	Gladwin	92	1	93
9/9/2020	Gogebic	12	0	12
9/9/2020	Grand Traverse	147	5	152
9/9/2020	Gratiot	214	2	216
9/9/2020	Hillsdale	99	1	100
9/9/2020	Houghton	162	22	184
9/9/2020	Huron	35	0	35
9/9/2020	Ingham	1242	65	1307
9/9/2020	Ionia	301	7	308
9/9/2020	Iosco	45	2	47
9/9/2020	Iron	112	0	112
9/9/2020	Isabella	278	14	292
9/9/2020	Jackson	853	14	867
9/9/2020	Kalamazoo	931	31	962
9/9/2020	Kalkaska	31	3	34
9/9/2020	Kent	2224	82	2306
9/9/2020	Keweenaw	4	0	4
9/9/2020	Lake	31	0	31
9/9/2020	Lapeer	139	4	143
9/9/2020	Leelanau	21	0	21



9/9/2020	Lenawee	397	3	400
9/9/2020	Livingston	515	16	531
9/9/2020	Luce	10	1	11
9/9/2020	Mackinac	9	1	10
9/9/2020	Macomb	2033	84	2117
9/9/2020	Manistee	30	0	30
9/9/2020	Marquette	327	11	338
9/9/2020	Mason	143	1	144
9/9/2020	Mecosta	129	3	132
9/9/2020	Menominee	13	1	14
9/9/2020	Midland	98	7	105
9/9/2020	Missaukee	13	0	13
9/9/2020	Monroe	513	14	527
9/9/2020	Montcalm	253	1	254
9/9/2020	Montmorency	5	0	5
9/9/2020	Muskegon	772	12	784
9/9/2020	Newaygo	201	2	203
9/9/2020	Oakland	3105	161	3266
9/9/2020	Oceana	151	0	151
9/9/2020	Ogemaw	15	0	15
9/9/2020	Ontonagon	7	0	7
9/9/2020	Osceola	80	0	80
9/9/2020	Oscoda	5	0	5
9/9/2020	Otsego	24	0	24
9/9/2020	Ottawa	1074	35	1109
9/9/2020	Presque Isle	14	0	14
9/9/2020	Roscommon	71	0	71
9/9/2020	Saginaw	511	16	527
9/9/2020	Sanilac	82	0	82
9/9/2020	Schoolcraft	7	0	7
9/9/2020	Shiawassee	345	3	348
9/9/2020	St Clair	185	6	191
9/9/2020	St Joseph	80	1	81
9/9/2020	Tuscola	76	2	78
9/9/2020	Unknown	1145	20	1165
9/9/2020	Van Buren	309	7	316
9/9/2020	Washtenaw	1200	25	1225
9/9/2020	Wayne	3484	203	3687
9/9/2020	Wexford	56	1	57