



Western Michigan University  
ScholarWorks at WMU

---

Cumulative Michigan COVID-19 Data

Michigan COVID-19 State Data

---

9-11-2020

## 2020-09-11\_MichiganOverview\_COVIDstats

Michigan Department of Health & Human Services

Follow this and additional works at: <https://scholarworks.wmich.edu/michigan-covid-data-state-cumulative>



Part of the Public Health Commons

---

### WMU ScholarWorks Citation

Michigan Department of Health & Human Services, "2020-09-11\_MichiganOverview\_COVIDstats" (2020).  
*Cumulative Michigan COVID-19 Data*. 192.

<https://scholarworks.wmich.edu/michigan-covid-data-state-cumulative/192>

This Website is brought to you for free and open access  
by the Michigan COVID-19 State Data at ScholarWorks at  
WMU. It has been accepted for inclusion in Cumulative  
Michigan COVID-19 Data by an authorized administrator  
of ScholarWorks at WMU. For more information, please  
contact [wmu-scholarworks@wmich.edu](mailto:wmu-scholarworks@wmich.edu).



# Coronavirus

CORONAVIRUS / MICHIGAN DATA

## Michigan Data



### DATA ABOUT PLACES

### LONG TERM CARE FACILITIES

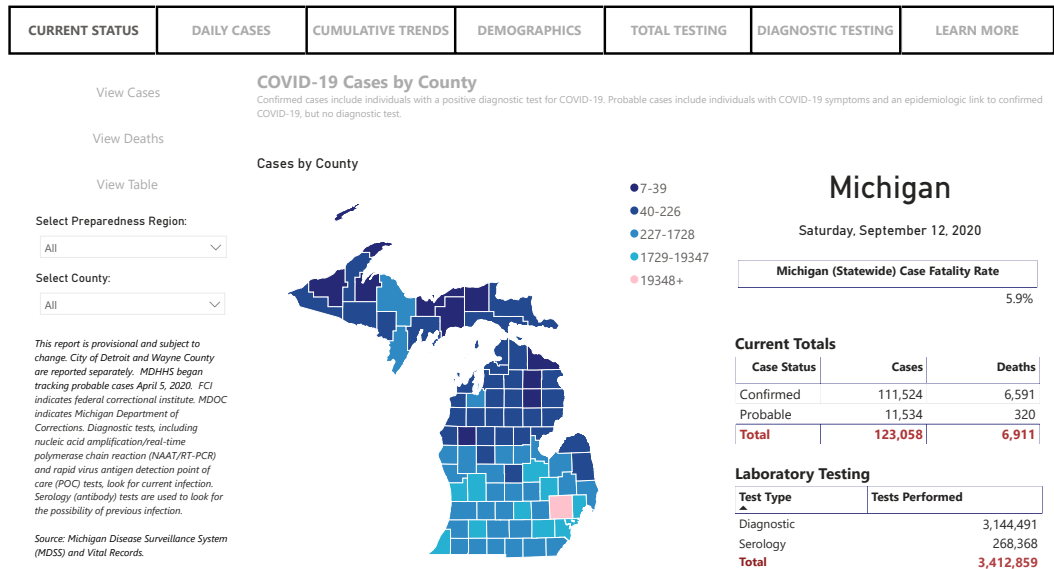
### CORONAVIRUS SYMPTOMS

### CUMULATIVE RECOVERED



### OUTBREAK REPORTING





**Cases by Arab Ethnicity**

<b>Arab Ethnicity</b>	<b>Percentage of Overall Cases by Ethnicity</b>	<b>Percentage of Deceased Cases by Ethnicity</b>
Arab	4%	2%
Non-Arab	51%	47%
Unknown	45%	52%

***Totals may not add to 100% due to rounding***

## PUBLIC USE DATASETS 9/11/2020

(Downloadable .xlsx files)

Cases and Deaths by County

Cases and Deaths by County by Date

Cases by Demographics Statewide

COVID-19 Tests by County

Diagnostic Tests by Result and County

## Cumulative Total of Recovered COVID-19 Cases

**Cumulative Total of Recovered COVID-19 Cases (as of 09/04/2020): 80,678**

**Note on recovery:** During this response, MDHHS is reviewing vital records statistics to identify any laboratory confirmed COVID-19 cases who are 30 days out from their onset of illness to represent recovery status. As the pandemic continues to impact Michigan, this pool will expand to include more cases. Recovered is defined as the number of persons with a confirmed COVID-19 diagnosis who are alive 30 days post-onset (or referral date if onset is not available). The number of persons recovered on September 4, 2020 represents COVID-19 confirmed individuals with an onset date on or prior to August 5, 2020. If an individual dies from a COVID-related cause >30 days from onset/referral, they are removed from the number of persons recovered. These numbers will be updated every Saturday.

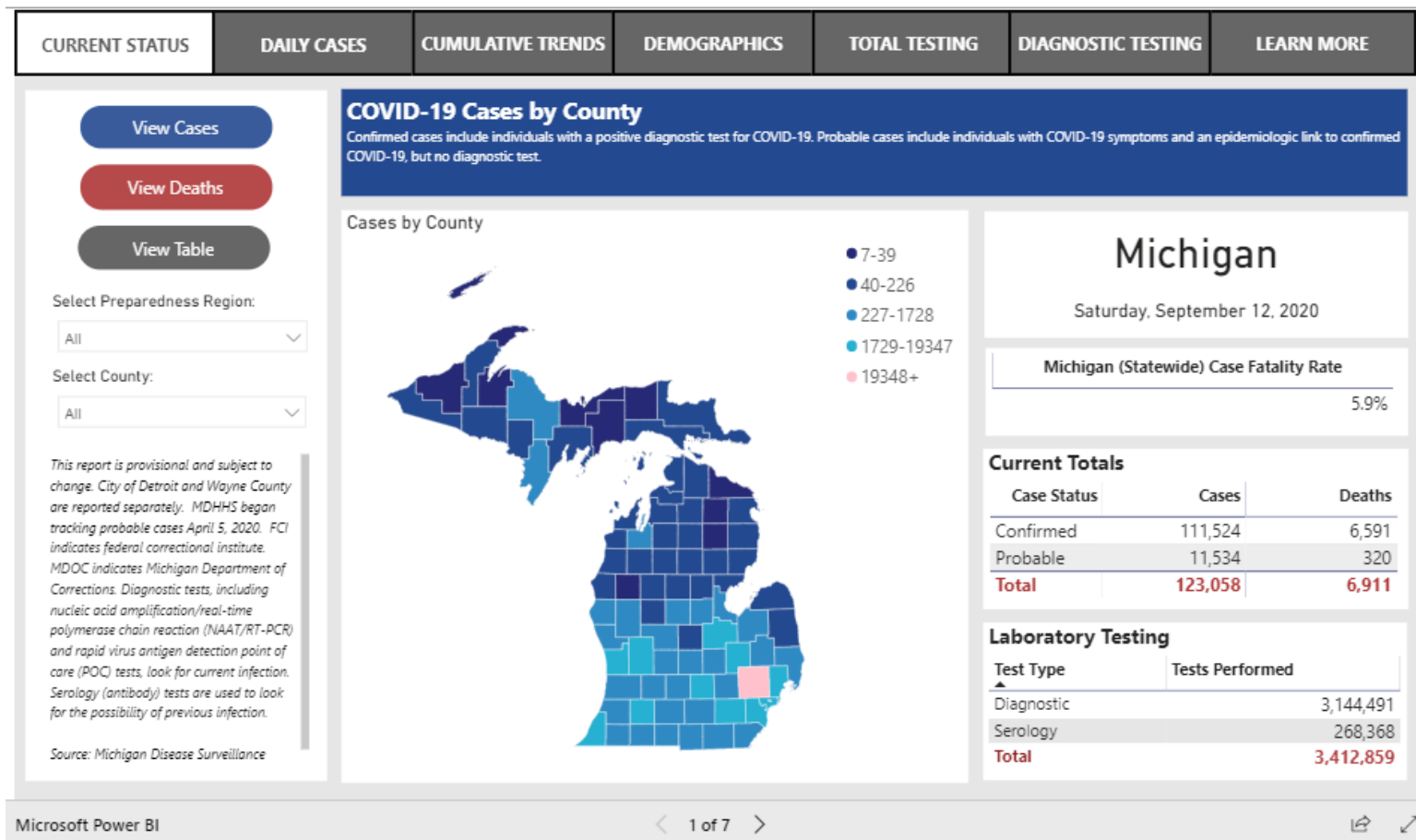
**Source:** Michigan Disease Surveillance System and Vital Records

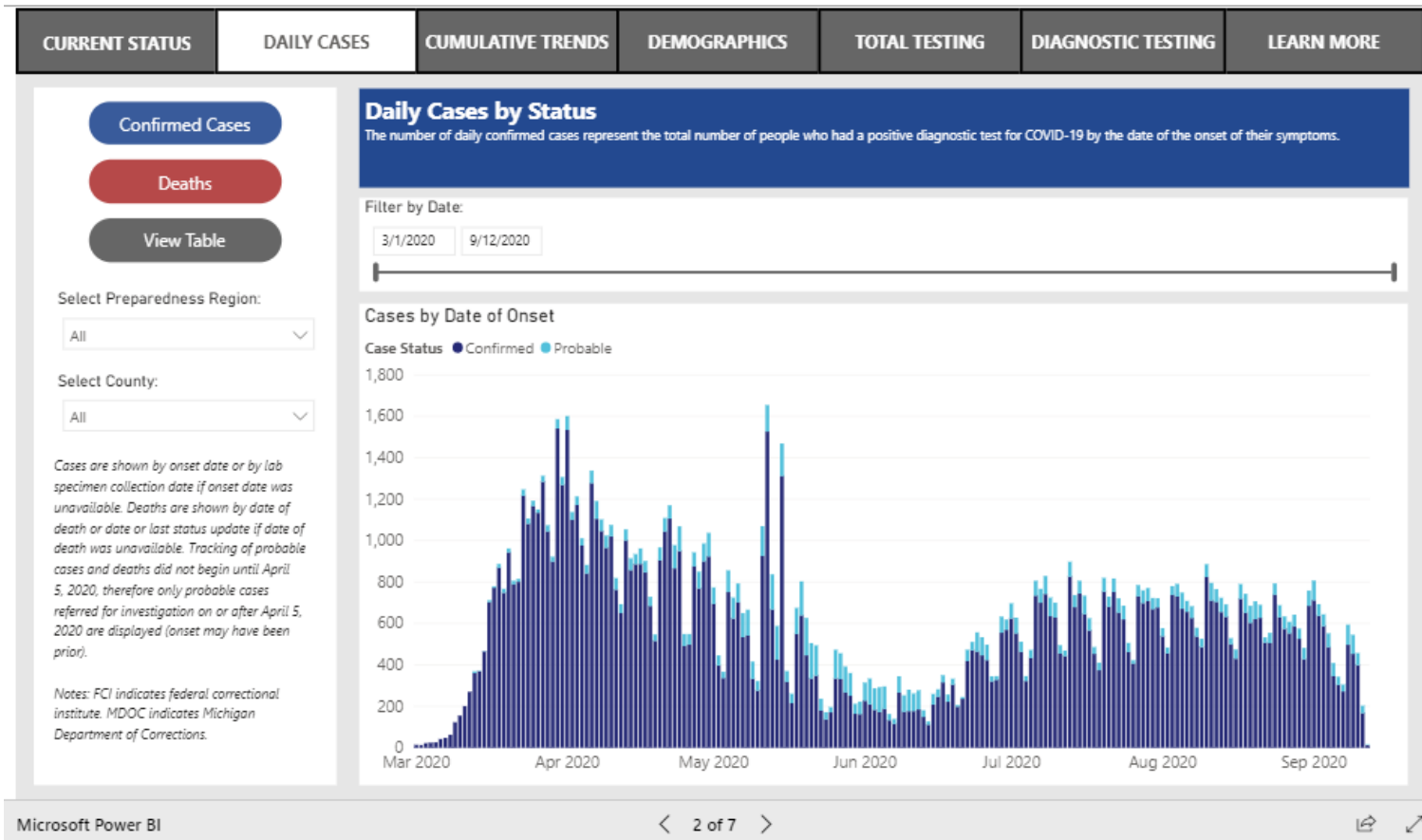


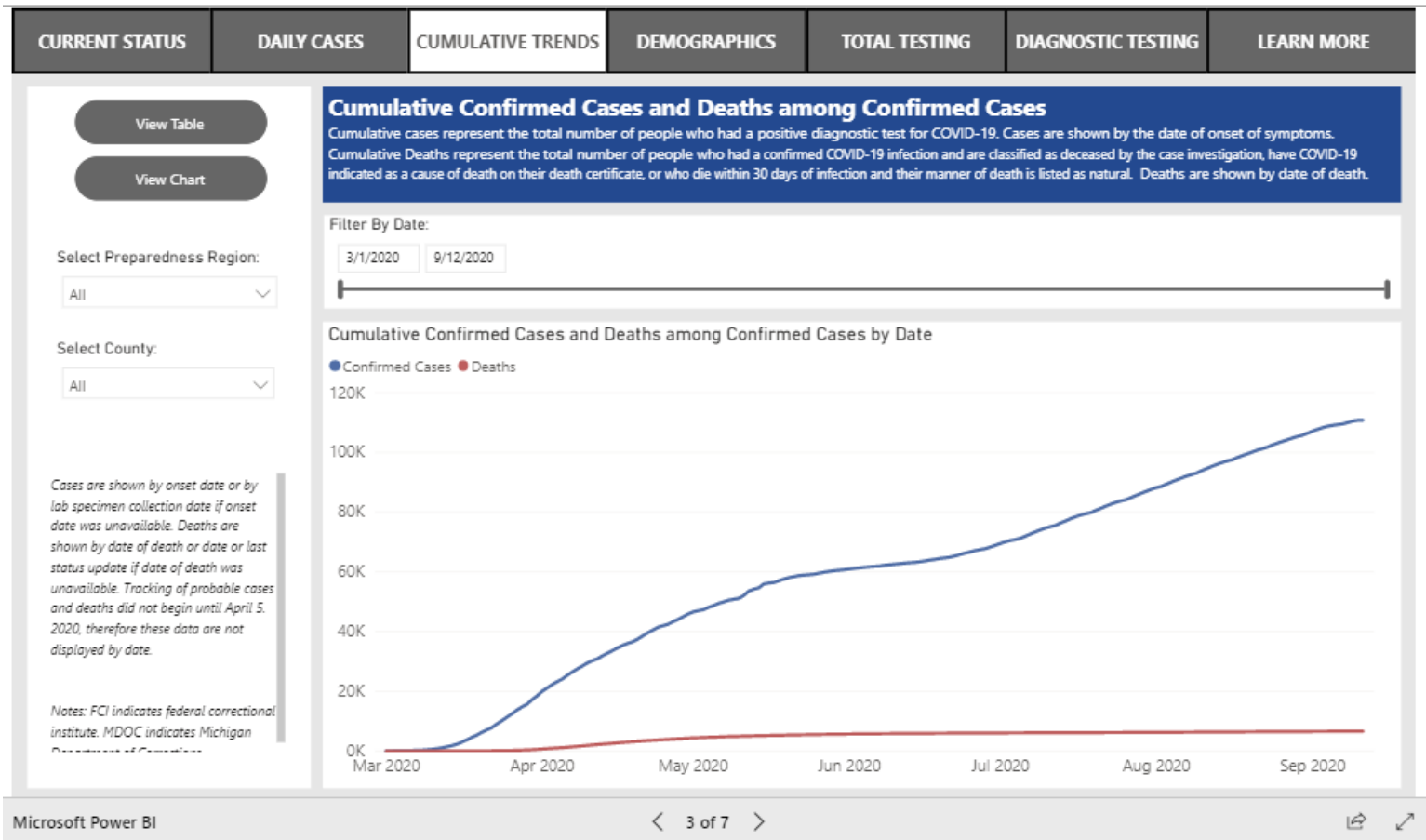
**MICHIGAN.GOV HOME**  
**ADA**  
**MICHIGAN NEWS**  
**POLICIES**

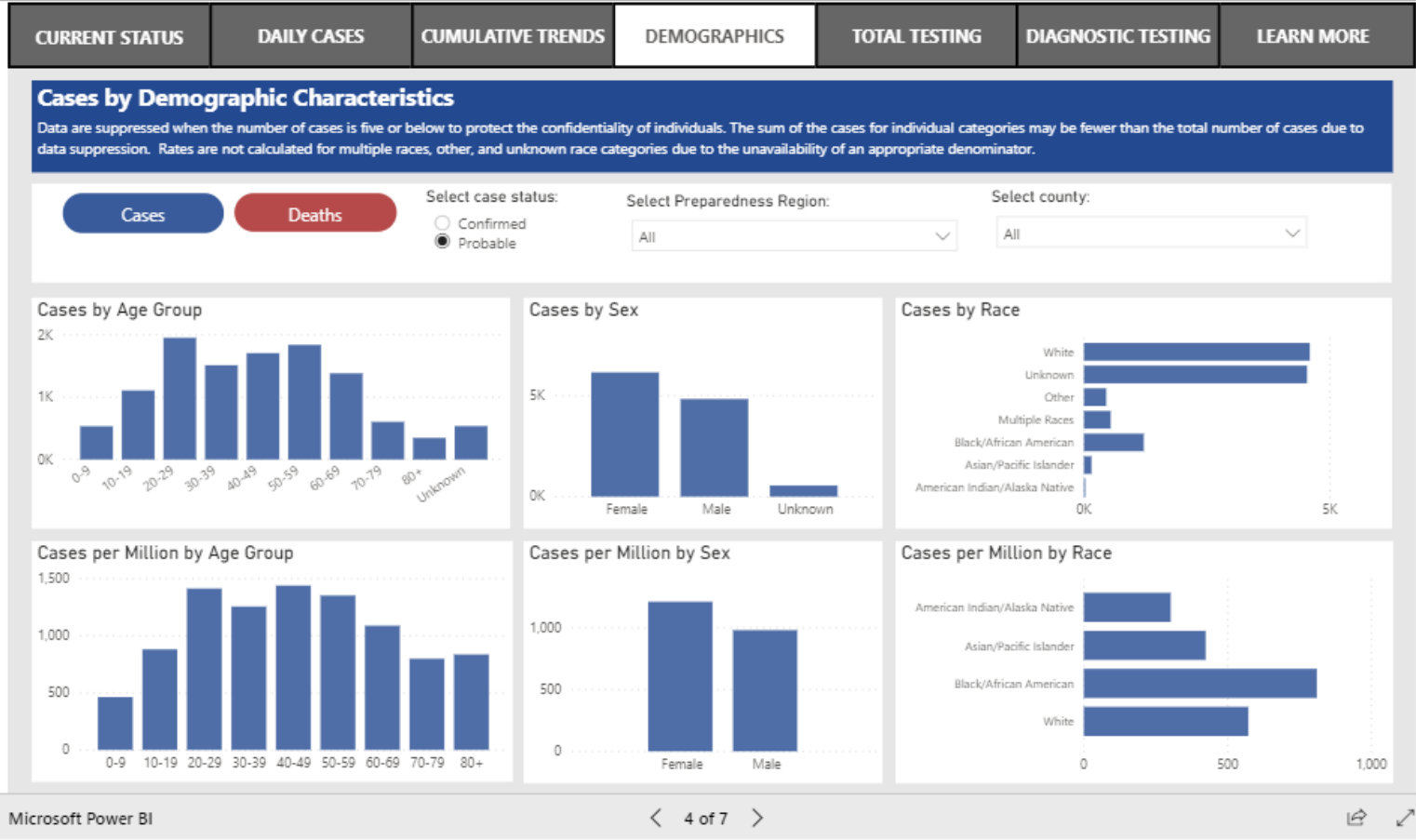


**COPYRIGHT 2020 STATE OF MICHIGAN**

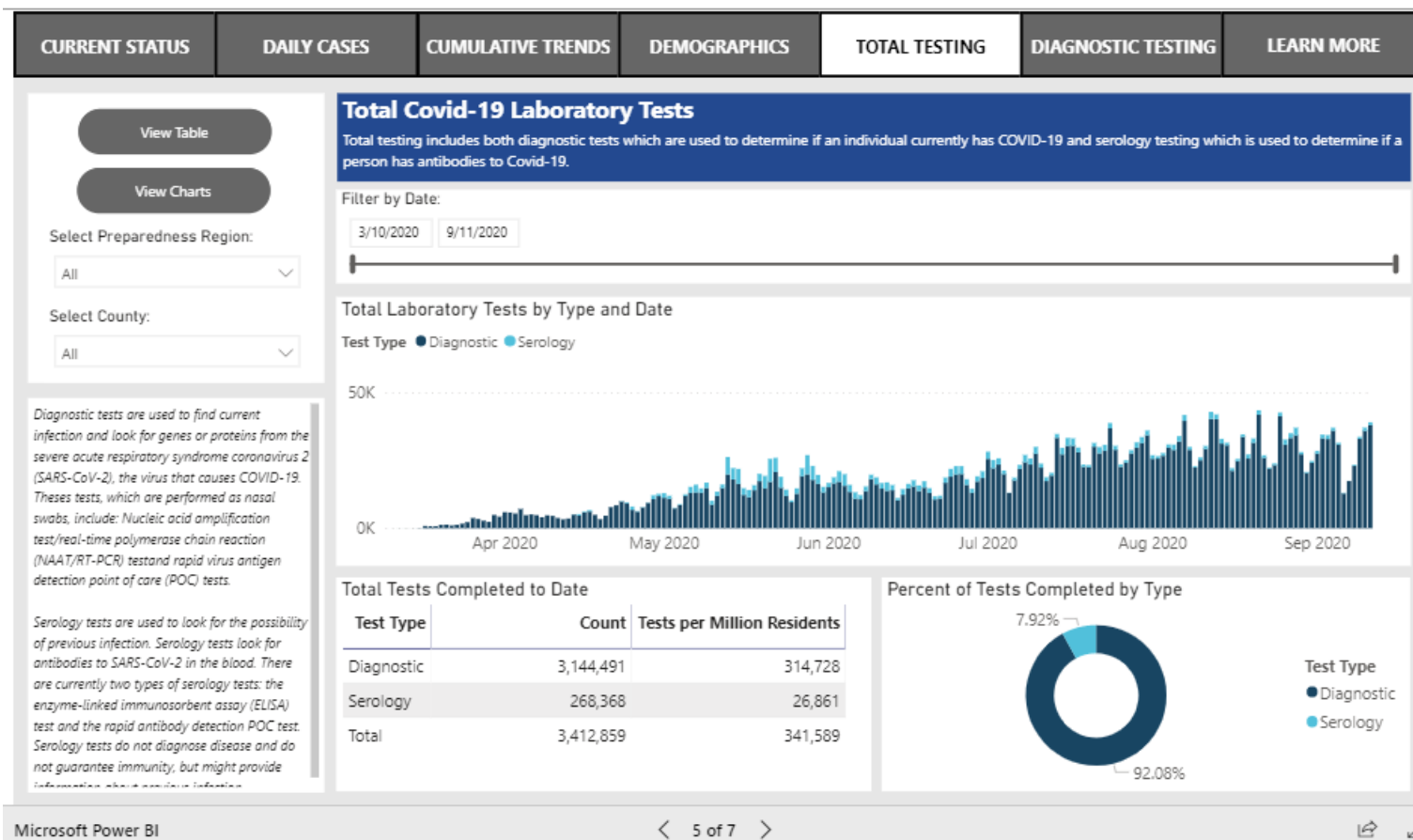
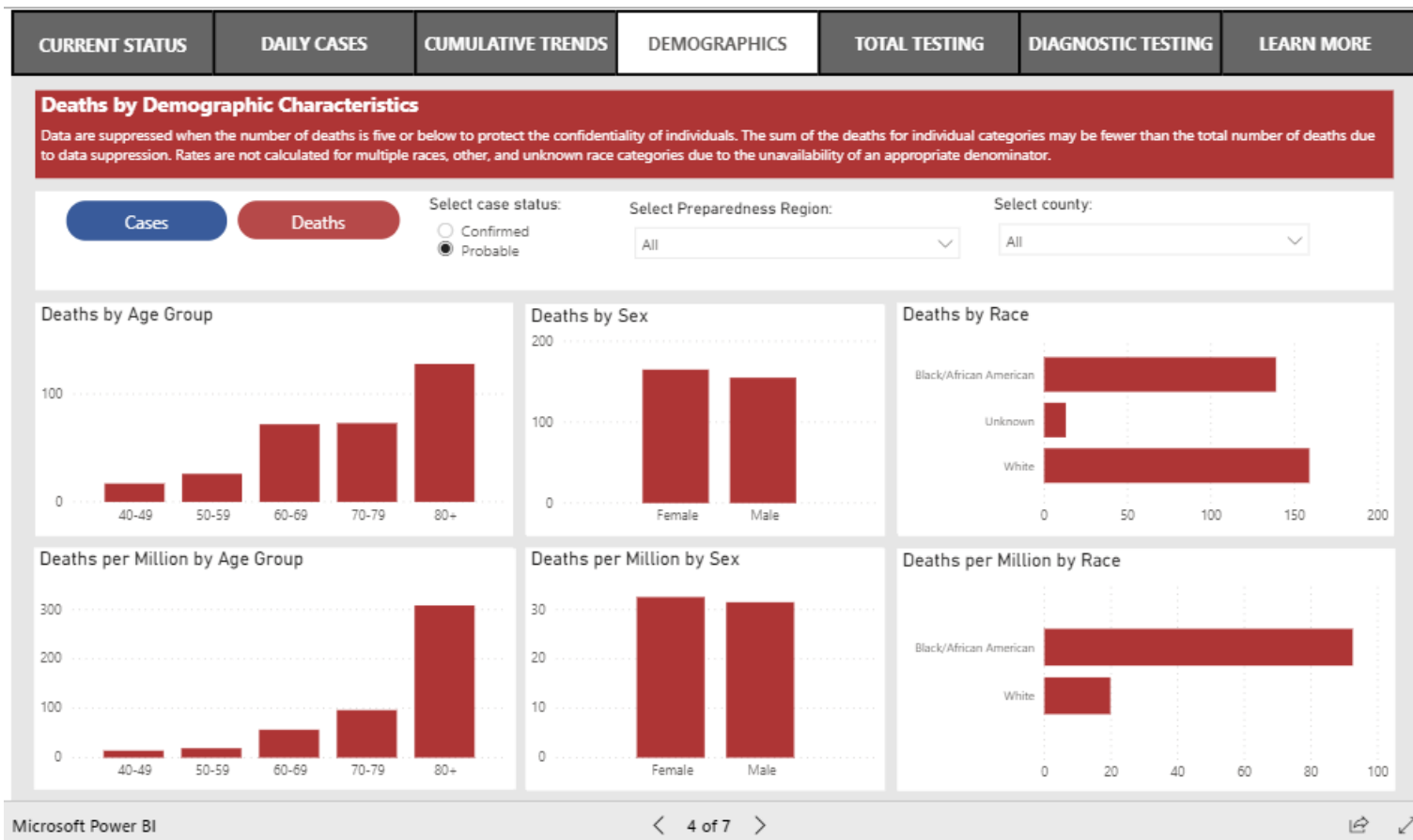


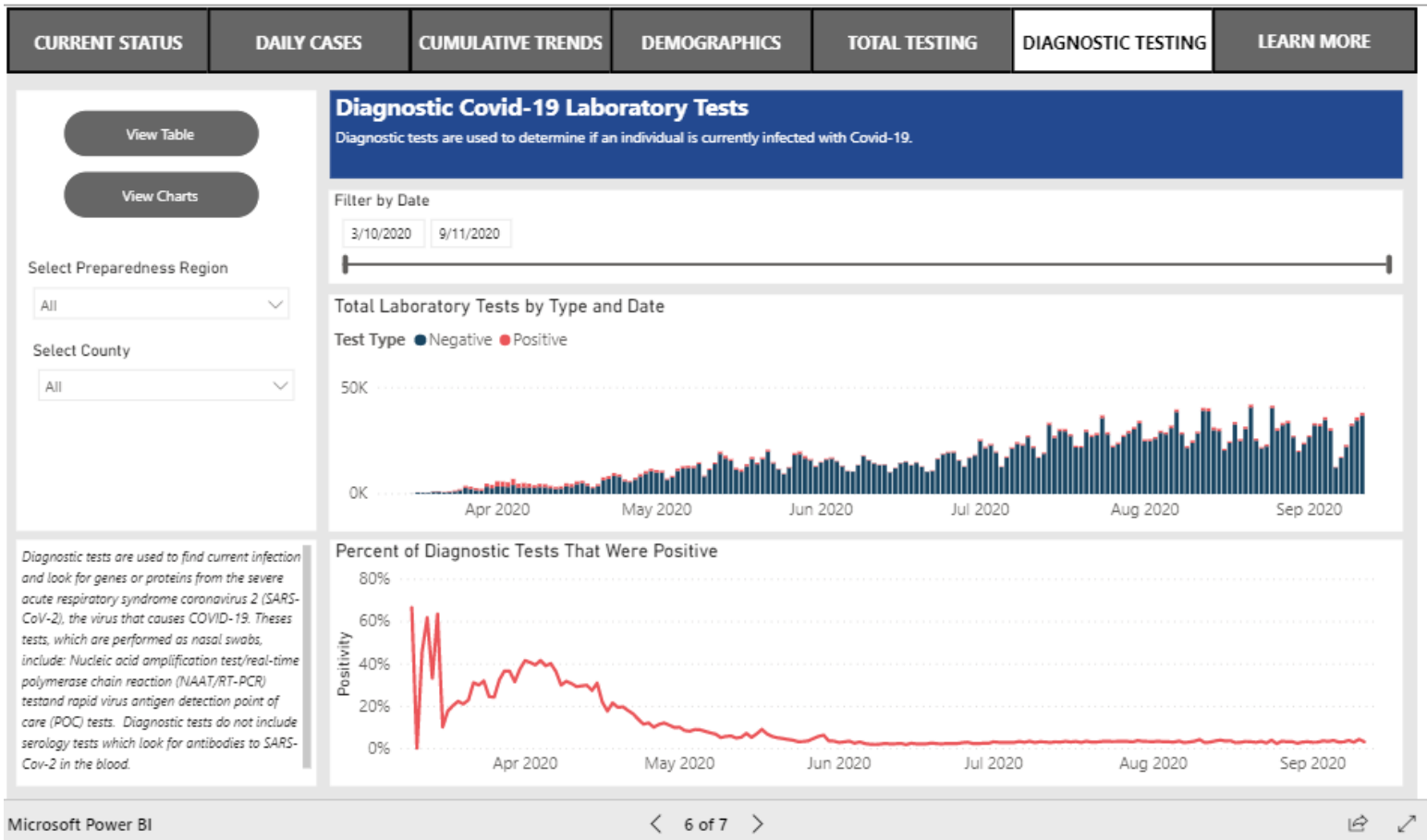












CURRENT STATUS	DAILY CASES	CUMULATIVE TRENDS	DEMOGRAPHICS	TOTAL TESTING	DIAGNOSTIC TESTING	LEARN MORE
<p><b>Where does the data come from?</b></p> <p>The State of Michigan COVID-19 Dashboard displays the most recent provisional data reported to the Michigan Department of Health and Human Services (MDHHS) about cases in Michigan by selected demographics and county of residence (City of Detroit and Wayne County are reported separately). Data are reported to MDHHS via the <a href="#">Michigan Disease Surveillance System (MDSS)</a>. Provisional Death data are provided by the MDHHS Division for <a href="#">Vital Records &amp; Health Statistics</a>.</p> <p><b>How does MDHHS classify confirmed and probable cases?</b></p> <p>Confirmed cases only include individuals who have had a positive diagnostic laboratory test for COVID-19. Probable cases include individuals who have symptoms consistent with COVID-19 and an epidemiologic link to a confirmed case or a positive serology (antibody) test, but do not have a positive diagnostic laboratory test for COVID-19 and individuals with a positive serology (antibody) test for COVID-19 and an epidemiologic link to a confirmed case.</p> <p><b>How does MDHHS classify confirmed and probable deaths?</b></p> <p>Confirmed deaths include individuals who meet one or more of the following conditions: 1) Have been identified as a confirmed case and classified as deceased as a result of a case investigation in the Michigan Disease Surveillance System (MDSS). MDSS is the database used by state and local health department to monitor reportable diseases like COVID-19; 2) have been identified as a confirmed case in MDSS had have a death certificate with COVID-19 listed as a cause of death; 3) have been identified as a confirmed case in MDSS and die within 30 days of onset of COVID-19 infection and have a death certificate which classifies their manner death as 'natural'. Probable deaths include individuals who have COVID indicated as a cause of death on their death certificate but have not had a positive diagnostic laboratory test.</p> <p><b>Why do the number of probable cases fluctuate?</b></p> <p>The number of probable cases can change daily based on the investigation efforts of the health department. When a probable case is first reported, local and/or state health department staff investigate to determine if the person meets the case definition of probable. As additional information is gathered, the case could be re-classified to confirmed, remain as probable, or be determined as not a case.</p> <p><b>Why do data in the demographics tab not sum to the total number of cases for a county or region?</b></p> <p>Data are not shown whenever the number of cases for a particular demographic category is fewer than six to protect the confidentiality of individuals. Rates are not calculated for other, multiple, and unknown race because an appropriate population denominator is not available for these categories at the county level.</p> <p><b>Where can I get more information about COVID-19?</b></p> <p>Visit <a href="https://www.michigan.gov/coronavirus">https://www.michigan.gov/coronavirus</a> to find information on resources and assistance, answers to frequently asked questions, and the latest updates on Michigan's response to COVID-19. For COVID-19 updates from CDC visit <a href="https://www.cdc.gov/coronavirus/2019-ncov">https://www.cdc.gov/coronavirus/2019-ncov</a>.</p>						

Microsoft Power BI

< 7 of 7 >

# PUBLIC USE DATASETS

## Cases and Deaths by County

### README

Includes total cases and deaths to date by case status (confirmed or probable) and county.

County is based on the county of residence.

Confirmed cases only include individuals who have had a positive diagnostic laboratory test for COVID-19.

Probable cases include individuals who have symptoms consistent with COVID-19 and an epidemiologic link to a confirmed case or a positive serology (antibody) test, but do not have a positive diagnostic laboratory test for COVID-19 and individuals with a positive serology (antibody) test for COVID-19 and an epidemiologic link to a confirmed case.

Confirmed deaths include individuals who meet one or more of the following conditions: 1) Have been identified as a confirmed case and classified as deceased as a result of a case investigation in the Michigan Disease Surveillance System (MDSS). MDSS is the database used by state and local health department to monitor reportable diseases like COVID-19; 2) have been identified as a confirmed case in MDSS had have a death certificate with COVID-19 listed as a cause of death; 3) have been identified as a confirmed case in MDSS and die within 30 days of onset of COVID-19 infection and have a death certificate which classifies their manner death as 'natural'.

Probable deaths include individuals who have COVID indicated as a cause of death on their death certificate but have not had a positive diagnostic laboratory test.

The number of probable cases can change daily based on information obtained through the health department investigation. Probable cases can be re-classified as a confirmed case or determined to not be a case.

# **CASES AND DEATHS BY COUNTY 2020-09-11**

Updated	COUNTY	ConfirmedCases	ConfirmedDeaths	ProbableCases	ProbableDeaths
2020/09/11 14:11:25	Alcona	33	2	7	0
2020/09/11 14:11:25	Alger	16	0	1	0
2020/09/11 14:11:25	Allegan	613	7	77	0
2020/09/11 14:11:25	Alpena	118	14	14	0
2020/09/11 14:11:25	Antrim	56	0	7	0
2020/09/11 14:11:25	Arenac	59	3	7	0
2020/09/11 14:11:25	Baraga	7	0	3	0
2020/09/11 14:11:25	Barry	227	2	28	0
2020/09/11 14:11:25	Bay	807	45	90	0
2020/09/11 14:11:25	Benzie	58	2	4	0
2020/09/11 14:11:25	Berrien	1531	72	191	0
2020/09/11 14:11:25	Branch	483	4	49	0
2020/09/11 14:11:25	Calhoun	1000	43	120	1
2020/09/11 14:11:25	Cass	420	16	34	0
2020/09/11 14:11:25	Charlevoix	77	3	6	0
2020/09/11 14:11:25	Cheboygan	70	2	15	0
2020/09/11 14:11:25	Chippewa	45	0	22	0
2020/09/11 14:11:25	Clare	97	4	10	0
2020/09/11 14:11:25	Clinton	508	13	79	0
2020/09/11 14:11:25	Crawford	107	5	9	0
2020/09/11 14:11:25	Delta	174	4	30	0
2020/09/11 14:11:25	Dickinson	72	2	1	0
2020/09/11 14:11:25	Eaton	498	9	66	0
2020/09/11 14:11:25	Emmet	125	4	10	0
2020/09/11 14:11:25	Genesee	3342	279	754	26
2020/09/11 14:11:25	Gladwin	76	2	8	0
2020/09/11 14:11:25	Gogebic	139	1	10	0
2020/09/11 14:11:25	Grand Traverse	376	7	53	0
2020/09/11 14:11:25	Gratiot	186	15	25	0
2020/09/11 14:11:25	Hillsdale	284	26	26	1
2020/09/11 14:11:25	Houghton	163	1	34	0
2020/09/11 14:11:25	Huron	175	5	32	0
2020/09/11 14:11:25	Ingham	2370	42	54	0
2020/09/11 14:11:25	Ionia	302	7	36	0
2020/09/11 14:11:25	Iosco	128	11	32	1
2020/09/11 14:11:25	Iron	41	1	3	0
2020/09/11 14:11:25	Isabella	543	10	59	0
2020/09/11 14:11:25	Jackson	895	40	23	1
2020/09/11 14:11:25	Kalamazoo	1965	88	274	3
2020/09/11 14:11:25	Kalkaska	61	4	13	0
2020/09/11 14:11:25	Kent	8206	168	757	3
2020/09/11 14:11:25	Keweenaw	4	0	2	0
2020/09/11 14:11:25	Lake	31	0	1	0
2020/09/11 14:11:25	Lapeer	477	35	87	2
2020/09/11 14:11:25	Leelanau	91	1	8	0
2020/09/11 14:11:25	Lenawee	677	14	46	0
2020/09/11 14:11:25	Livingston	1054	28	185	1

2020/09/11 14:11:25	Luce	10	0		
2020/09/11 14:11:25	Mackinac	36	0	14	0
2020/09/11 14:11:25	Macomb	13108	953	491	48
2020/09/11 14:11:25	Manistee	61	2	6	0
2020/09/11 14:11:25	Marquette	238	11	43	0
2020/09/11 14:11:25	Mason	113	0	16	0
2020/09/11 14:11:25	Mecosta	145	2	8	0
2020/09/11 14:11:25	Menominee	234	0	31	0
2020/09/11 14:11:25	Midland	406	11	95	0
2020/09/11 14:11:25	Missaukee	39	1	15	0
2020/09/11 14:11:25	Monroe	1266	28	157	1
2020/09/11 14:11:25	Montcalm	237	4	21	0
2020/09/11 14:11:25	Montmorency	12	0	1	0
2020/09/11 14:11:25	Muskegon	1344	68	62	0
2020/09/11 14:11:25	Newaygo	295	1	14	0
2020/09/11 14:11:25	Oakland	15495	1134	3777	49
2020/09/11 14:11:25	Oceana	475	6	26	0
2020/09/11 14:11:25	Ogemaw	45	5	15	0
2020/09/11 14:11:25	Ontonagon	36	0	1	0
2020/09/11 14:11:25	Osceola	76	0	9	0
2020/09/11 14:11:25	Oscoda	22	1	7	0
2020/09/11 14:11:25	Otsego	135	11	22	0
2020/09/11 14:11:25	Ottawa	2685	59	145	5
2020/09/11 14:11:25	Presque Isle	21	1	2	0
2020/09/11 14:11:25	Roscommon	66	4	17	0
2020/09/11 14:11:25	Saginaw	2558	129	185	4
2020/09/11 14:11:25	Sanilac	126	6	5	1
2020/09/11 14:11:25	Schoolcraft	16	0	1	0
2020/09/11 14:11:25	Shiawassee	441	29	31	1
2020/09/11 14:11:25	St Clair	822	52	131	1
2020/09/11 14:11:25	St Joseph	610	11	93	0
2020/09/11 14:11:25	Tuscola	414	29	55	0
2020/09/11 14:11:25	Van Buren	616	14	80	2
2020/09/11 14:11:25	Washtenaw	2786	114	341	0
2020/09/11 14:11:25	Wayne	17084	1255	1014	51
2020/09/11 14:11:25	Wexford	98	4	16	0
2020/09/11 14:11:25	MDOC	5496	70	8	0
2020/09/11 14:11:25	FCI	191	5	5	0
2020/09/11 14:11:25	Out-of-State	203	1	5	2
2020/09/11 14:11:25	Unknown	3	0	18	0
2020/09/11 14:11:25	Detroit City	13981	1516	1034	118

# PUBLIC USE DATASETS

## Cases by Demographics Statewide

### README

Includes the total number of confirmed and probable cases and confirmed and probable deaths to date by demographic characteristics

Confirmed cases only include individuals who have had a positive diagnostic laboratory test for COVID-19.

Probable cases include individuals who have symptoms consistent with COVID-19 and an epidemiologic link to a confirmed case or a positive serology (antibody) test, but do not have a positive diagnostic laboratory test for COVID-19 and individuals with a positive serology (antibody) test for COVID-19 and an epidemiologic link to a confirmed case.

Confirmed deaths include individuals who meet one or more of the following conditions: 1) Have been identified as a confirmed case and classified as deceased as a result of a case investigation in the Michigan Disease Surveillance System (MDSS). MDSS is the database used by state and local health department to monitor reportable diseases like COVID-19; 2) have been identified as a confirmed case in MDSS had have a death certificate with COVID-19 listed as a cause of death; 3) have been identified as a confirmed case in MDSS and die within 30 days of onset of COVID-19 infection and have a death certificate which classifies their manner death as 'natural'.

Probable deaths include individuals who have COVID indicated as a cause of death on their death certificate but have not had a positive diagnostic laboratory test.

The number of probable cases can change daily based on information obtained through the health department investigation. Probable cases can be re-classified as a confirmed case or determined to not be a case.

Data is suppressed when the number of cases or deaths in a single category is between one and five to protect the confidentiality of individuals.

# **CASES BY DEMOGRAPHICS STATEWIDE 2020-09-11**

CASE_STATUS	AgeCat	RaceCat	SEX	Cases	Deaths
Confirmed	0-9	American Indian/Alaska Native	Female	6	0
Confirmed	10-19	American Indian/Alaska Native	Female	26	0
Confirmed	20-29	American Indian/Alaska Native	Female	48	0
Confirmed	30-39	American Indian/Alaska Native	Female	42	0
Confirmed	40-49	American Indian/Alaska Native	Female	42	0
Confirmed	50-59	American Indian/Alaska Native	Female	49	0
Confirmed	60-69	American Indian/Alaska Native	Female	22	Suppressed
Confirmed	70-79	American Indian/Alaska Native	Female	18	Suppressed
Confirmed	80+	American Indian/Alaska Native	Female	6	Suppressed
Confirmed	Unknown	American Indian/Alaska Native	Female	0	0
Confirmed	0-9	Asian/Pacific Islander	Female	18	0
Confirmed	10-19	Asian/Pacific Islander	Female	58	0
Confirmed	20-29	Asian/Pacific Islander	Female	191	0
Confirmed	30-39	Asian/Pacific Islander	Female	222	0
Confirmed	40-49	Asian/Pacific Islander	Female	215	0
Confirmed	50-59	Asian/Pacific Islander	Female	178	Suppressed
Confirmed	60-69	Asian/Pacific Islander	Female	107	Suppressed
Confirmed	70-79	Asian/Pacific Islander	Female	51	10
Confirmed	80+	Asian/Pacific Islander	Female	57	23
Confirmed	Unknown	Asian/Pacific Islander	Female	0	0
Confirmed	0-9	Black/African American	Female	177	Suppressed
Confirmed	10-19	Black/African American	Female	480	Suppressed
Confirmed	20-29	Black/African American	Female	2048	Suppressed
Confirmed	30-39	Black/African American	Female	2029	8
Confirmed	40-49	Black/African American	Female	2164	52
Confirmed	50-59	Black/African American	Female	2101	108
Confirmed	60-69	Black/African American	Female	1907	230
Confirmed	70-79	Black/African American	Female	1325	324
Confirmed	80+	Black/African American	Female	1039	426
Confirmed	Unknown	Black/African American	Female	Suppressed	0
Confirmed	0-9	Multiple Races	Female	71	0
Confirmed	10-19	Multiple Races	Female	348	Suppressed
Confirmed	20-29	Multiple Races	Female	831	0
Confirmed	30-39	Multiple Races	Female	641	Suppressed
Confirmed	40-49	Multiple Races	Female	730	Suppressed
Confirmed	50-59	Multiple Races	Female	759	Suppressed
Confirmed	60-69	Multiple Races	Female	469	Suppressed
Confirmed	70-79	Multiple Races	Female	219	11
Confirmed	80+	Multiple Races	Female	213	22
Confirmed	Unknown	Multiple Races	Female	Suppressed	0
Confirmed	0-9	Other	Female	140	0
Confirmed	10-19	Other	Female	452	0
Confirmed	20-29	Other	Female	841	0
Confirmed	30-39	Other	Female	602	Suppressed
Confirmed	40-49	Other	Female	586	Suppressed
Confirmed	50-59	Other	Female	404	Suppressed
Confirmed	60-69	Other	Female	265	15

Confirmed	70-79	Other	Female	133	15
Confirmed	80+	Other	Female	109	22
Confirmed	Unknown	Other	Female	Suppressed	0
Confirmed	0-9	Unknown	Female	114	0
Confirmed	10-19	Unknown	Female	684	0
Confirmed	20-29	Unknown	Female	1340	0
Confirmed	30-39	Unknown	Female	1055	0
Confirmed	40-49	Unknown	Female	1183	Suppressed
Confirmed	50-59	Unknown	Female	1189	6
Confirmed	60-69	Unknown	Female	871	13
Confirmed	70-79	Unknown	Female	501	19
Confirmed	80+	Unknown	Female	545	34
Confirmed	Unknown	Unknown	Female	33	0
Confirmed	0-9	White	Female	445	0
Confirmed	10-19	White	Female	2705	Suppressed
Confirmed	20-29	White	Female	5461	Suppressed
Confirmed	30-39	White	Female	3388	10
Confirmed	40-49	White	Female	3492	23
Confirmed	50-59	White	Female	3840	67
Confirmed	60-69	White	Female	3040	177
Confirmed	70-79	White	Female	2197	384
Confirmed	80+	White	Female	3172	1095
Confirmed	Unknown	White	Female	25	0
Confirmed	0-9	American Indian/Alaska Native	Male	9	0
Confirmed	10-19	American Indian/Alaska Native	Male	11	0
Confirmed	20-29	American Indian/Alaska Native	Male	39	0
Confirmed	30-39	American Indian/Alaska Native	Male	39	0
Confirmed	40-49	American Indian/Alaska Native	Male	45	0
Confirmed	50-59	American Indian/Alaska Native	Male	40	Suppressed
Confirmed	60-69	American Indian/Alaska Native	Male	32	6
Confirmed	70-79	American Indian/Alaska Native	Male	17	6
Confirmed	80+	American Indian/Alaska Native	Male	Suppressed	Suppressed
Confirmed	Unknown	American Indian/Alaska Native	Male	0	0
Confirmed	0-9	Asian/Pacific Islander	Male	37	0
Confirmed	10-19	Asian/Pacific Islander	Male	59	0
Confirmed	20-29	Asian/Pacific Islander	Male	205	0
Confirmed	30-39	Asian/Pacific Islander	Male	200	Suppressed
Confirmed	40-49	Asian/Pacific Islander	Male	174	Suppressed
Confirmed	50-59	Asian/Pacific Islander	Male	144	Suppressed
Confirmed	60-69	Asian/Pacific Islander	Male	110	13
Confirmed	70-79	Asian/Pacific Islander	Male	50	14
Confirmed	80+	Asian/Pacific Islander	Male	34	16
Confirmed	Unknown	Asian/Pacific Islander	Male	0	0
Confirmed	0-9	Black/African American	Male	171	0
Confirmed	10-19	Black/African American	Male	462	0
Confirmed	20-29	Black/African American	Male	1567	10
Confirmed	30-39	Black/African American	Male	1667	29
Confirmed	40-49	Black/African American	Male	1855	72
Confirmed	50-59	Black/African American	Male	2197	193
Confirmed	60-69	Black/African American	Male	2056	344



Confirmed	70-79	Black/African American	Male	1301	416
Confirmed	80+	Black/African American	Male	604	306
Confirmed	Unknown	Black/African American	Male	Suppressed	0
Confirmed	0-9	Multiple Races	Male	100	0
Confirmed	10-19	Multiple Races	Male	308	0
Confirmed	20-29	Multiple Races	Male	631	0
Confirmed	30-39	Multiple Races	Male	502	0
Confirmed	40-49	Multiple Races	Male	553	Suppressed
Confirmed	50-59	Multiple Races	Male	555	Suppressed
Confirmed	60-69	Multiple Races	Male	398	21
Confirmed	70-79	Multiple Races	Male	198	14
Confirmed	80+	Multiple Races	Male	89	17
Confirmed	Unknown	Multiple Races	Male	Suppressed	0
Confirmed	0-9	Other	Male	163	0
Confirmed	10-19	Other	Male	456	0
Confirmed	20-29	Other	Male	893	Suppressed
Confirmed	30-39	Other	Male	725	Suppressed
Confirmed	40-49	Other	Male	633	6
Confirmed	50-59	Other	Male	456	8
Confirmed	60-69	Other	Male	282	24
Confirmed	70-79	Other	Male	140	19
Confirmed	80+	Other	Male	60	13
Confirmed	Unknown	Other	Male	Suppressed	0
Confirmed	0-9	Unknown	Male	145	0
Confirmed	10-19	Unknown	Male	738	0
Confirmed	20-29	Unknown	Male	1407	0
Confirmed	30-39	Unknown	Male	1244	Suppressed
Confirmed	40-49	Unknown	Male	1301	10
Confirmed	50-59	Unknown	Male	1286	8
Confirmed	60-69	Unknown	Male	934	15
Confirmed	70-79	Unknown	Male	438	23
Confirmed	80+	Unknown	Male	255	29
Confirmed	Unknown	Unknown	Male	24	0
Confirmed	0-9	White	Male	534	0
Confirmed	10-19	White	Male	2234	0
Confirmed	20-29	White	Male	4436	7
Confirmed	30-39	White	Male	3268	14
Confirmed	40-49	White	Male	3212	38
Confirmed	50-59	White	Male	3844	123
Confirmed	60-69	White	Male	3281	299
Confirmed	70-79	White	Male	2227	510
Confirmed	80+	White	Male	1753	799
Confirmed	Unknown	White	Male	15	0
Confirmed	0-9	American Indian/Alaska Native	Unknown	0	0
Confirmed	10-19	American Indian/Alaska Native	Unknown	0	0
Confirmed	20-29	American Indian/Alaska Native	Unknown	0	0
Confirmed	30-39	American Indian/Alaska Native	Unknown	0	0
Confirmed	40-49	American Indian/Alaska Native	Unknown	0	0
Confirmed	50-59	American Indian/Alaska Native	Unknown	0	0
Confirmed	60-69	American Indian/Alaska Native	Unknown	0	0

Confirmed	70-79	American Indian/Alaska Native	Unknown	0	0
Confirmed	80+	American Indian/Alaska Native	Unknown	0	0
Confirmed	Unknown	American Indian/Alaska Native	Unknown	0	0
Confirmed	0-9	Asian/Pacific Islander	Unknown	0	0
Confirmed	10-19	Asian/Pacific Islander	Unknown	0	0
Confirmed	20-29	Asian/Pacific Islander	Unknown	0	0
Confirmed	30-39	Asian/Pacific Islander	Unknown	Suppressed	0
Confirmed	40-49	Asian/Pacific Islander	Unknown	0	0
Confirmed	50-59	Asian/Pacific Islander	Unknown	0	0
Confirmed	60-69	Asian/Pacific Islander	Unknown	0	0
Confirmed	70-79	Asian/Pacific Islander	Unknown	0	0
Confirmed	80+	Asian/Pacific Islander	Unknown	0	0
Confirmed	Unknown	Asian/Pacific Islander	Unknown	0	0
Confirmed	0-9	Black/African American	Unknown	0	0
Confirmed	10-19	Black/African American	Unknown	Suppressed	0
Confirmed	20-29	Black/African American	Unknown	Suppressed	0
Confirmed	30-39	Black/African American	Unknown	Suppressed	0
Confirmed	40-49	Black/African American	Unknown	Suppressed	0
Confirmed	50-59	Black/African American	Unknown	Suppressed	0
Confirmed	60-69	Black/African American	Unknown	Suppressed	0
Confirmed	70-79	Black/African American	Unknown	Suppressed	0
Confirmed	80+	Black/African American	Unknown	Suppressed	0
Confirmed	Unknown	Black/African American	Unknown	0	0
Confirmed	0-9	Multiple Races	Unknown	0	0
Confirmed	10-19	Multiple Races	Unknown	Suppressed	0
Confirmed	20-29	Multiple Races	Unknown	Suppressed	0
Confirmed	30-39	Multiple Races	Unknown	Suppressed	0
Confirmed	40-49	Multiple Races	Unknown	0	0
Confirmed	50-59	Multiple Races	Unknown	Suppressed	0
Confirmed	60-69	Multiple Races	Unknown	Suppressed	0
Confirmed	70-79	Multiple Races	Unknown	Suppressed	0
Confirmed	80+	Multiple Races	Unknown	0	0
Confirmed	Unknown	Multiple Races	Unknown	Suppressed	0
Confirmed	0-9	Other	Unknown	Suppressed	0
Confirmed	10-19	Other	Unknown	Suppressed	0
Confirmed	20-29	Other	Unknown	0	0
Confirmed	30-39	Other	Unknown	Suppressed	0
Confirmed	40-49	Other	Unknown	Suppressed	0
Confirmed	50-59	Other	Unknown	Suppressed	0
Confirmed	60-69	Other	Unknown	Suppressed	0
Confirmed	70-79	Other	Unknown	0	0
Confirmed	80+	Other	Unknown	0	0
Confirmed	Unknown	Other	Unknown	Suppressed	0
Confirmed	0-9	Unknown	Unknown	7	0
Confirmed	10-19	Unknown	Unknown	18	0
Confirmed	20-29	Unknown	Unknown	40	0
Confirmed	30-39	Unknown	Unknown	22	0
Confirmed	40-49	Unknown	Unknown	31	0
Confirmed	50-59	Unknown	Unknown	25	0
Confirmed	60-69	Unknown	Unknown	8	0

Confirmed	70-79	Unknown	Unknown	Suppressed	0
Confirmed	80+	Unknown	Unknown	6	0
Confirmed	Unknown	Unknown	Unknown	Suppressed	0
Confirmed	0-9	White	Unknown	0	0
Confirmed	10-19	White	Unknown	12	0
Confirmed	20-29	White	Unknown	9	0
Confirmed	30-39	White	Unknown	6	0
Confirmed	40-49	White	Unknown	6	0
Confirmed	50-59	White	Unknown	Suppressed	0
Confirmed	60-69	White	Unknown	7	0
Confirmed	70-79	White	Unknown	Suppressed	0
Confirmed	80+	White	Unknown	Suppressed	0
Confirmed	Unknown	White	Unknown	0	0
Probable	0-9	American Indian/Alaska Native	Female	Suppressed	0
Probable	10-19	American Indian/Alaska Native	Female	0	0
Probable	20-29	American Indian/Alaska Native	Female	Suppressed	0
Probable	30-39	American Indian/Alaska Native	Female	Suppressed	0
Probable	40-49	American Indian/Alaska Native	Female	Suppressed	0
Probable	50-59	American Indian/Alaska Native	Female	Suppressed	0
Probable	60-69	American Indian/Alaska Native	Female	Suppressed	0
Probable	70-79	American Indian/Alaska Native	Female	Suppressed	0
Probable	80+	American Indian/Alaska Native	Female	0	0
Probable	Unknown	American Indian/Alaska Native	Female	0	0
Probable	0-9	Asian/Pacific Islander	Female	9	0
Probable	10-19	Asian/Pacific Islander	Female	8	0
Probable	20-29	Asian/Pacific Islander	Female	21	0
Probable	30-39	Asian/Pacific Islander	Female	16	0
Probable	40-49	Asian/Pacific Islander	Female	7	0
Probable	50-59	Asian/Pacific Islander	Female	13	0
Probable	60-69	Asian/Pacific Islander	Female	Suppressed	0
Probable	70-79	Asian/Pacific Islander	Female	Suppressed	0
Probable	80+	Asian/Pacific Islander	Female	0	0
Probable	Unknown	Asian/Pacific Islander	Female	Suppressed	0
Probable	0-9	Black/African American	Female	20	0
Probable	10-19	Black/African American	Female	40	0
Probable	20-29	Black/African American	Female	114	0
Probable	30-39	Black/African American	Female	95	0
Probable	40-49	Black/African American	Female	123	Suppressed
Probable	50-59	Black/African American	Female	135	7
Probable	60-69	Black/African American	Female	111	12
Probable	70-79	Black/African American	Female	46	11
Probable	80+	Black/African American	Female	37	27
Probable	Unknown	Black/African American	Female	Suppressed	0
Probable	0-9	Multiple Races	Female	17	0
Probable	10-19	Multiple Races	Female	25	0
Probable	20-29	Multiple Races	Female	42	0
Probable	30-39	Multiple Races	Female	23	0
Probable	40-49	Multiple Races	Female	52	0
Probable	50-59	Multiple Races	Female	56	0
Probable	60-69	Multiple Races	Female	41	0

Probable	70-79	Multiple Races	Female	11	0
Probable	80+	Multiple Races	Female	Suppressed	Suppressed
Probable	Unknown	Multiple Races	Female	11	0
Probable	0-9	Other	Female	20	0
Probable	10-19	Other	Female	36	0
Probable	20-29	Other	Female	42	0
Probable	30-39	Other	Female	43	0
Probable	40-49	Other	Female	34	0
Probable	50-59	Other	Female	25	Suppressed
Probable	60-69	Other	Female	15	Suppressed
Probable	70-79	Other	Female	8	0
Probable	80+	Other	Female	Suppressed	0
Probable	Unknown	Other	Female	Suppressed	0
Probable	0-9	Unknown	Female	38	0
Probable	10-19	Unknown	Female	175	0
Probable	20-29	Unknown	Female	369	0
Probable	30-39	Unknown	Female	301	0
Probable	40-49	Unknown	Female	401	0
Probable	50-59	Unknown	Female	406	0
Probable	60-69	Unknown	Female	341	Suppressed
Probable	70-79	Unknown	Female	133	0
Probable	80+	Unknown	Female	68	Suppressed
Probable	Unknown	Unknown	Female	33	0
Probable	0-9	White	Female	129	0
Probable	10-19	White	Female	266	0
Probable	20-29	White	Female	460	0
Probable	30-39	White	Female	310	0
Probable	40-49	White	Female	380	Suppressed
Probable	50-59	White	Female	420	Suppressed
Probable	60-69	White	Female	261	16
Probable	70-79	White	Female	141	19
Probable	80+	White	Female	104	53
Probable	Unknown	White	Female	34	0
Probable	0-9	American Indian/Alaska Native	Male	0	0
Probable	10-19	American Indian/Alaska Native	Male	Suppressed	0
Probable	20-29	American Indian/Alaska Native	Male	Suppressed	0
Probable	30-39	American Indian/Alaska Native	Male	0	0
Probable	40-49	American Indian/Alaska Native	Male	Suppressed	0
Probable	50-59	American Indian/Alaska Native	Male	Suppressed	0
Probable	60-69	American Indian/Alaska Native	Male	Suppressed	0
Probable	70-79	American Indian/Alaska Native	Male	0	0
Probable	80+	American Indian/Alaska Native	Male	Suppressed	Suppressed
Probable	Unknown	American Indian/Alaska Native	Male	0	0
Probable	0-9	Asian/Pacific Islander	Male	14	0
Probable	10-19	Asian/Pacific Islander	Male	Suppressed	0
Probable	20-29	Asian/Pacific Islander	Male	17	0
Probable	30-39	Asian/Pacific Islander	Male	19	0
Probable	40-49	Asian/Pacific Islander	Male	Suppressed	0
Probable	50-59	Asian/Pacific Islander	Male	7	0
Probable	60-69	Asian/Pacific Islander	Male	Suppressed	0

Probable	70-79	Asian/Pacific Islander	Male	Suppressed	Suppressed
Probable	80+	Asian/Pacific Islander	Male	0	0
Probable	Unknown	Asian/Pacific Islander	Male	0	0
Probable	0-9	Black/African American	Male	31	0
Probable	10-19	Black/African American	Male	36	0
Probable	20-29	Black/African American	Male	58	0
Probable	30-39	Black/African American	Male	55	0
Probable	40-49	Black/African American	Male	55	8
Probable	50-59	Black/African American	Male	85	8
Probable	60-69	Black/African American	Male	88	23
Probable	70-79	Black/African American	Male	45	25
Probable	80+	Black/African American	Male	19	15
Probable	Unknown	Black/African American	Male	Suppressed	0
Probable	0-9	Multiple Races	Male	18	0
Probable	10-19	Multiple Races	Male	23	0
Probable	20-29	Multiple Races	Male	39	0
Probable	30-39	Multiple Races	Male	33	0
Probable	40-49	Multiple Races	Male	45	0
Probable	50-59	Multiple Races	Male	32	0
Probable	60-69	Multiple Races	Male	25	0
Probable	70-79	Multiple Races	Male	11	0
Probable	80+	Multiple Races	Male	Suppressed	Suppressed
Probable	Unknown	Multiple Races	Male	12	0
Probable	0-9	Other	Male	20	0
Probable	10-19	Other	Male	38	0
Probable	20-29	Other	Male	48	0
Probable	30-39	Other	Male	34	0
Probable	40-49	Other	Male	30	0
Probable	50-59	Other	Male	19	0
Probable	60-69	Other	Male	16	Suppressed
Probable	70-79	Other	Male	7	Suppressed
Probable	80+	Other	Male	Suppressed	0
Probable	Unknown	Other	Male	Suppressed	0
Probable	0-9	Unknown	Male	43	0
Probable	10-19	Unknown	Male	161	0
Probable	20-29	Unknown	Male	297	0
Probable	30-39	Unknown	Male	291	Suppressed
Probable	40-49	Unknown	Male	283	Suppressed
Probable	50-59	Unknown	Male	304	0
Probable	60-69	Unknown	Male	223	Suppressed
Probable	70-79	Unknown	Male	93	Suppressed
Probable	80+	Unknown	Male	37	Suppressed
Probable	Unknown	Unknown	Male	24	0
Probable	0-9	White	Male	148	0
Probable	10-19	White	Male	252	0
Probable	20-29	White	Male	375	Suppressed
Probable	30-39	White	Male	255	Suppressed
Probable	40-49	White	Male	248	Suppressed
Probable	50-59	White	Male	307	6
Probable	60-69	White	Male	234	15

Probable	70-79	White	Male	94	13
Probable	80+	White	Male	67	26
Probable	Unknown	White	Male	22	0
Probable	0-9	American Indian/Alaska Native	Unknown	0	0
Probable	10-19	American Indian/Alaska Native	Unknown	0	0
Probable	20-29	American Indian/Alaska Native	Unknown	Suppressed	0
Probable	30-39	American Indian/Alaska Native	Unknown	0	0
Probable	40-49	American Indian/Alaska Native	Unknown	0	0
Probable	50-59	American Indian/Alaska Native	Unknown	0	0
Probable	60-69	American Indian/Alaska Native	Unknown	0	0
Probable	70-79	American Indian/Alaska Native	Unknown	0	0
Probable	80+	American Indian/Alaska Native	Unknown	0	0
Probable	Unknown	American Indian/Alaska Native	Unknown	0	0
Probable	0-9	Asian/Pacific Islander	Unknown	0	0
Probable	10-19	Asian/Pacific Islander	Unknown	0	0
Probable	20-29	Asian/Pacific Islander	Unknown	0	0
Probable	30-39	Asian/Pacific Islander	Unknown	0	0
Probable	40-49	Asian/Pacific Islander	Unknown	0	0
Probable	50-59	Asian/Pacific Islander	Unknown	0	0
Probable	60-69	Asian/Pacific Islander	Unknown	0	0
Probable	70-79	Asian/Pacific Islander	Unknown	0	0
Probable	80+	Asian/Pacific Islander	Unknown	0	0
Probable	Unknown	Asian/Pacific Islander	Unknown	0	0
Probable	0-9	Black/African American	Unknown	0	0
Probable	10-19	Black/African American	Unknown	0	0
Probable	20-29	Black/African American	Unknown	0	0
Probable	30-39	Black/African American	Unknown	0	0
Probable	40-49	Black/African American	Unknown	0	0
Probable	50-59	Black/African American	Unknown	0	0
Probable	60-69	Black/African American	Unknown	Suppressed	0
Probable	70-79	Black/African American	Unknown	0	0
Probable	80+	Black/African American	Unknown	0	0
Probable	Unknown	Black/African American	Unknown	Suppressed	0
Probable	0-9	Multiple Races	Unknown	Suppressed	0
Probable	10-19	Multiple Races	Unknown	0	0
Probable	20-29	Multiple Races	Unknown	Suppressed	0
Probable	30-39	Multiple Races	Unknown	Suppressed	0
Probable	40-49	Multiple Races	Unknown	Suppressed	0
Probable	50-59	Multiple Races	Unknown	Suppressed	0
Probable	60-69	Multiple Races	Unknown	Suppressed	0
Probable	70-79	Multiple Races	Unknown	0	0
Probable	80+	Multiple Races	Unknown	0	0
Probable	Unknown	Multiple Races	Unknown	0	0
Probable	0-9	Other	Unknown	0	0
Probable	10-19	Other	Unknown	0	0
Probable	20-29	Other	Unknown	0	0
Probable	30-39	Other	Unknown	0	0
Probable	40-49	Other	Unknown	0	0
Probable	50-59	Other	Unknown	Suppressed	0
Probable	60-69	Other	Unknown	0	0

Probable	70-79	Other	Unknown	0	0
Probable	80+	Other	Unknown	0	0
Probable	Unknown	Other	Unknown	Suppressed	0
Probable	0-9	Unknown	Unknown	11	0
Probable	10-19	Unknown	Unknown	13	0
Probable	20-29	Unknown	Unknown	22	0
Probable	30-39	Unknown	Unknown	23	0
Probable	40-49	Unknown	Unknown	20	0
Probable	50-59	Unknown	Unknown	10	0
Probable	60-69	Unknown	Unknown	13	0
Probable	70-79	Unknown	Unknown	6	0
Probable	80+	Unknown	Unknown	Suppressed	0
Probable	Unknown	Unknown	Unknown	371	0
Probable	0-9	White	Unknown	Suppressed	0
Probable	10-19	White	Unknown	Suppressed	0
Probable	20-29	White	Unknown	Suppressed	0
Probable	30-39	White	Unknown	Suppressed	0
Probable	40-49	White	Unknown	Suppressed	0
Probable	50-59	White	Unknown	6	0
Probable	60-69	White	Unknown	0	0
Probable	70-79	White	Unknown	0	0
Probable	80+	White	Unknown	0	0
Probable	Unknown	White	Unknown	7	0

# PUBLIC USE DATASETS

## COVID-19 Tests by County

### README

Data includes tests by type (diagnostic, serology or total combined) by county.

Diagnostic tests are used to find current infection and look for genes or proteins from the severe acute respiratory syndrome coronavirus 2 (SARS-CoV-2), the virus that causes COVID-19. These tests, which are performed as nasal swabs, include: Nucleic acid amplification test/real-time polymerase chain reaction (NAAT/RT-PCR) test and rapid virus antigen detection point of care (POC) tests.

Serology tests are used to look for the possibility of previous infection. Serology tests look for antibodies to SARS-CoV-2 in the blood. There are currently two types of serology tests: the enzyme-linked immunosorbent assay (ELISA) test and the rapid antibody detection POC test. Serology tests do not diagnose disease and do not guarantee immunity, but might provide information about previous infection.

Correctional includes state and federal prisons and county and city detection facilities. Testing data represents total tests performed, not individuals tested. A single individual may have more than one test completed.



# COVID-19 TESTS BY COUNTY 2020-09-11

Updated	COUNTY	TestType	Count	RatePerMillion
2020/09/11 14:11:28	Alcona	Serology	47	4517
2020/09/11 14:11:28	Alcona	Diagnostic	1848	177607
2020/09/11 14:11:28	Alcona	Total	1895	182124
2020/09/11 14:11:28	Alger	Diagnostic	1040	114185
2020/09/11 14:11:28	Alger	Serology	66	7246
2020/09/11 14:11:28	Alger	Total	1106	121432
2020/09/11 14:11:28	Allegan	Diagnostic	28046	237515
2020/09/11 14:11:28	Allegan	Serology	763	6462
2020/09/11 14:11:28	Allegan	Total	28809	243977
2020/09/11 14:11:28	Alpena	Serology	130	4577
2020/09/11 14:11:28	Alpena	Diagnostic	2543	89526
2020/09/11 14:11:28	Alpena	Total	2673	94103
2020/09/11 14:11:28	Antrim	Diagnostic	4684	200823
2020/09/11 14:11:28	Antrim	Serology	83	3559
2020/09/11 14:11:28	Antrim	Total	4767	204382
2020/09/11 14:11:28	Arenac	Serology	124	8332
2020/09/11 14:11:28	Arenac	Diagnostic	3505	235504
2020/09/11 14:11:28	Arenac	Total	3629	243835
2020/09/11 14:11:28	Baraga	Diagnostic	1903	231819
2020/09/11 14:11:28	Baraga	Serology	41	4995
2020/09/11 14:11:28	Baraga	Total	1944	236813
2020/09/11 14:11:28	Barry	Diagnostic	14782	240162
2020/09/11 14:11:28	Barry	Serology	606	9846
2020/09/11 14:11:28	Barry	Total	15388	250008
2020/09/11 14:11:28	Bay	Serology	1231	11937
2020/09/11 14:11:28	Bay	Diagnostic	31095	301524
2020/09/11 14:11:28	Bay	Total	32326	313461
2020/09/11 14:11:28	Benzie	Serology	43	2420
2020/09/11 14:11:28	Benzie	Diagnostic	3633	204492
2020/09/11 14:11:28	Benzie	Total	3676	206912
2020/09/11 14:11:28	Berrien	Serology	1774	11564
2020/09/11 14:11:28	Berrien	Diagnostic	59394	387181
2020/09/11 14:11:28	Berrien	Total	61168	398746
2020/09/11 14:11:28	Branch	Diagnostic	8069	185422
2020/09/11 14:11:28	Branch	Serology	142	3263
2020/09/11 14:11:28	Branch	Total	8211	188685
2020/09/11 14:11:28	Calhoun	Diagnostic	44772	333723
2020/09/11 14:11:28	Calhoun	Serology	707	5270
2020/09/11 14:11:28	Calhoun	Total	45479	338993
2020/09/11 14:11:28	Cass	Serology	225	4345
2020/09/11 14:11:28	Cass	Diagnostic	9001	173808
2020/09/11 14:11:28	Cass	Total	9226	178153
2020/09/11 14:11:28	Charlevoix	Diagnostic	6044	231190
2020/09/11 14:11:28	Charlevoix	Serology	323	12355
2020/09/11 14:11:28	Charlevoix	Total	6367	243545
2020/09/11 14:11:28	Cheboygan	Serology	190	7517
2020/09/11 14:11:28	Cheboygan	Diagnostic	3084	122013

2020/09/11 14:11:28	Cheboygan	Total	3274	129530
2020/09/11 14:11:28	Chippewa	Diagnostic	4593	122975
2020/09/11 14:11:28	Chippewa	Serology	89	2383
2020/09/11 14:11:28	Chippewa	Total	4682	125358
2020/09/11 14:11:28	Clare	Diagnostic	4383	141616
2020/09/11 14:11:28	Clare	Serology	222	7173
2020/09/11 14:11:28	Clare	Total	4605	148788
2020/09/11 14:11:28	Clinton	Serology	2457	30869
2020/09/11 14:11:28	Clinton	Diagnostic	15648	196595
2020/09/11 14:11:28	Clinton	Total	18105	227464
2020/09/11 14:11:28	Correctional	Serology	10889	
2020/09/11 14:11:28	Correctional	Diagnostic	77090	
2020/09/11 14:11:28	Correctional	Total	87979	
2020/09/11 14:11:28	Crawford	Diagnostic	2470	176064
2020/09/11 14:11:28	Crawford	Serology	51	3635
2020/09/11 14:11:28	Crawford	Total	2521	179699
2020/09/11 14:11:28	Delta	Diagnostic	9056	253074
2020/09/11 14:11:28	Delta	Serology	228	6372
2020/09/11 14:11:28	Delta	Total	9284	259446
2020/09/11 14:11:28	Detroit City	Serology	13673	21042
2020/09/11 14:11:28	Detroit City	Diagnostic	248443	382335
2020/09/11 14:11:28	Detroit City	Total	262116	403377
2020/09/11 14:11:28	Dickinson	Diagnostic	3447	136574
2020/09/11 14:11:28	Dickinson	Serology	69	2734
2020/09/11 14:11:28	Dickinson	Total	3516	139308
2020/09/11 14:11:28	Eaton	Diagnostic	33463	303470
2020/09/11 14:11:28	Eaton	Serology	3727	33799
2020/09/11 14:11:28	Eaton	Total	37190	337269
2020/09/11 14:11:28	Emmet	Diagnostic	7500	224450
2020/09/11 14:11:28	Emmet	Serology	783	23433
2020/09/11 14:11:28	Emmet	Total	8283	247883
2020/09/11 14:11:28	Genesee	Serology	10240	25233
2020/09/11 14:11:28	Genesee	Diagnostic	84699	208714
2020/09/11 14:11:28	Genesee	Total	94939	233948
2020/09/11 14:11:28	Gladwin	Diagnostic	4708	184997
2020/09/11 14:11:28	Gladwin	Serology	132	5187
2020/09/11 14:11:28	Gladwin	Total	4840	190184
2020/09/11 14:11:28	Gogebic	Diagnostic	6258	447800
2020/09/11 14:11:28	Gogebic	Serology	43	3077
2020/09/11 14:11:28	Gogebic	Total	6301	450877
2020/09/11 14:11:28	Grand Traverse	Diagnostic	20536	220608
2020/09/11 14:11:28	Grand Traverse	Serology	417	4480
2020/09/11 14:11:28	Grand Traverse	Total	20953	225088
2020/09/11 14:11:28	Gratiot	Diagnostic	13809	339196
2020/09/11 14:11:28	Gratiot	Serology	343	8425
2020/09/11 14:11:28	Gratiot	Total	14152	347621
2020/09/11 14:11:28	Hillsdale	Diagnostic	9988	219011
2020/09/11 14:11:28	Hillsdale	Serology	288	6315
2020/09/11 14:11:28	Hillsdale	Total	10276	225326
2020/09/11 14:11:28	Houghton	Diagnostic	7609	213233

2020/09/11 14:11:28	Houghton	Serology	122	3419
2020/09/11 14:11:28	Houghton	Total	7731	216652
2020/09/11 14:11:28	Huron	Diagnostic	8390	270811
2020/09/11 14:11:28	Huron	Serology	249	8037
2020/09/11 14:11:28	Huron	Total	8639	278848
2020/09/11 14:11:28	Ingham	Diagnostic	93565	319983
2020/09/11 14:11:28	Ingham	Serology	12613	43135
2020/09/11 14:11:28	Ingham	Total	106178	363118
2020/09/11 14:11:28	Ionia	Serology	990	15302
2020/09/11 14:11:28	Ionia	Diagnostic	17369	268467
2020/09/11 14:11:28	Ionia	Total	18359	283769
2020/09/11 14:11:28	Iosco	Diagnostic	6350	252716
2020/09/11 14:11:28	Iosco	Serology	149	5930
2020/09/11 14:11:28	Iosco	Total	6499	258646
2020/09/11 14:11:28	Iron	Diagnostic	5144	464847
2020/09/11 14:11:28	Iron	Serology	17	1536
2020/09/11 14:11:28	Iron	Total	5161	466384
2020/09/11 14:11:28	Isabella	Serology	471	6741
2020/09/11 14:11:28	Isabella	Diagnostic	11126	159234
2020/09/11 14:11:28	Isabella	Total	11597	165975
2020/09/11 14:11:28	Jackson	Diagnostic	54247	342231
2020/09/11 14:11:28	Jackson	Serology	1326	8365
2020/09/11 14:11:28	Jackson	Total	55573	350596
2020/09/11 14:11:28	Kalamazoo	Diagnostic	69270	261331
2020/09/11 14:11:28	Kalamazoo	Serology	2400	9054
2020/09/11 14:11:28	Kalamazoo	Total	71670	270385
2020/09/11 14:11:28	Kalkaska	Diagnostic	5152	285619
2020/09/11 14:11:28	Kalkaska	Serology	36	1996
2020/09/11 14:11:28	Kalkaska	Total	5188	287615
2020/09/11 14:11:28	Kent	Diagnostic	218880	333174
2020/09/11 14:11:28	Kent	Serology	12564	19125
2020/09/11 14:11:28	Kent	Total	231444	352298
2020/09/11 14:11:28	Keweenaw	Diagnostic	447	211248
2020/09/11 14:11:28	Keweenaw	Serology	14	6616
2020/09/11 14:11:28	Keweenaw	Total	461	217864
2020/09/11 14:11:28	Lake	Diagnostic	3051	257403
2020/09/11 14:11:28	Lake	Serology	107	9027
2020/09/11 14:11:28	Lake	Total	3158	266430
2020/09/11 14:11:28	Lapeer	Serology	1551	17704
2020/09/11 14:11:28	Lapeer	Diagnostic	15367	175408
2020/09/11 14:11:28	Lapeer	Total	16918	193112
2020/09/11 14:11:28	Leelanau	Diagnostic	3438	157989
2020/09/11 14:11:28	Leelanau	Serology	88	4044
2020/09/11 14:11:28	Leelanau	Total	3526	162033
2020/09/11 14:11:28	Lenawee	Diagnostic	21253	215874
2020/09/11 14:11:28	Lenawee	Serology	750	7618
2020/09/11 14:11:28	Lenawee	Total	22003	223492
2020/09/11 14:11:28	Livingston	Serology	4324	22521
2020/09/11 14:11:28	Livingston	Diagnostic	48286	251496
2020/09/11 14:11:28	Livingston	Total	52610	274018

2020/09/11 14:11:28	Luce	Diagnostic	1145	183818
2020/09/11 14:11:28	Luce	Serology	35	5619
2020/09/11 14:11:28	Luce	Total	1180	189437
2020/09/11 14:11:28	Mackinac	Diagnostic	1821	168627
2020/09/11 14:11:28	Mackinac	Serology	43	3982
2020/09/11 14:11:28	Mackinac	Total	1864	172609
2020/09/11 14:11:28	Macomb	Serology	27577	31554
2020/09/11 14:11:28	Macomb	Diagnostic	212520	243166
2020/09/11 14:11:28	Macomb	Total	240097	274719
2020/09/11 14:11:28	Manistee	Diagnostic	4066	165567
2020/09/11 14:11:28	Manistee	Serology	127	5171
2020/09/11 14:11:28	Manistee	Total	4193	170739
2020/09/11 14:11:28	Marquette	Diagnostic	27974	419407
2020/09/11 14:11:28	Marquette	Serology	884	13254
2020/09/11 14:11:28	Marquette	Total	28858	432660
2020/09/11 14:11:28	Mason	Diagnostic	9218	316292
2020/09/11 14:11:28	Mason	Serology	407	13965
2020/09/11 14:11:28	Mason	Total	9625	330257
2020/09/11 14:11:28	Mecosta	Diagnostic	9920	228293
2020/09/11 14:11:28	Mecosta	Serology	401	9228
2020/09/11 14:11:28	Mecosta	Total	10321	237521
2020/09/11 14:11:28	Menominee	Diagnostic	4014	176207
2020/09/11 14:11:28	Menominee	Serology	39	1712
2020/09/11 14:11:28	Menominee	Total	4053	177919
2020/09/11 14:11:28	Midland	Diagnostic	11924	143393
2020/09/11 14:11:28	Midland	Serology	791	9512
2020/09/11 14:11:28	Midland	Total	12715	152905
2020/09/11 14:11:28	Missaukee	Serology	68	4498
2020/09/11 14:11:28	Missaukee	Diagnostic	2607	172443
2020/09/11 14:11:28	Missaukee	Total	2675	176941
2020/09/11 14:11:28	Monroe	Serology	2484	16505
2020/09/11 14:11:28	Monroe	Diagnostic	32262	214365
2020/09/11 14:11:28	Monroe	Total	34746	230870
2020/09/11 14:11:28	Montcalm	Diagnostic	18209	285014
2020/09/11 14:11:28	Montcalm	Serology	893	13978
2020/09/11 14:11:28	Montcalm	Total	19102	298992
2020/09/11 14:11:28	Montmorency	Diagnostic	1190	127573
2020/09/11 14:11:28	Montmorency	Serology	83	8898
2020/09/11 14:11:28	Montmorency	Total	1273	136471
2020/09/11 14:11:28	Muskegon	Diagnostic	57483	331188
2020/09/11 14:11:28	Muskegon	Serology	1193	6873
2020/09/11 14:11:28	Muskegon	Total	58676	338062
2020/09/11 14:11:28	Newaygo	Serology	562	11474
2020/09/11 14:11:28	Newaygo	Diagnostic	12585	256942
2020/09/11 14:11:28	Newaygo	Total	13147	268416
2020/09/11 14:11:28	Oakland	Diagnostic	332172	264135
2020/09/11 14:11:28	Oakland	Serology	60422	48046
2020/09/11 14:11:28	Oakland	Total	392594	312181
2020/09/11 14:11:28	Oceana	Diagnostic	10782	407375
2020/09/11 14:11:28	Oceana	Serology	275	10390

2020/09/11 14:11:28	Oceana	Total	11057	417766
2020/09/11 14:11:28	Ogemaw	Diagnostic	3753	178740
2020/09/11 14:11:28	Ogemaw	Serology	107	5096
2020/09/11 14:11:28	Ogemaw	Total	3860	183836
2020/09/11 14:11:28	Ontonagon	Diagnostic	2060	360140
2020/09/11 14:11:28	Ontonagon	Serology	18	3147
2020/09/11 14:11:28	Ontonagon	Total	2078	363287
2020/09/11 14:11:28	Osceola	Diagnostic	7036	299915
2020/09/11 14:11:28	Osceola	Serology	226	9633
2020/09/11 14:11:28	Osceola	Total	7262	309548
2020/09/11 14:11:28	Oscoda	Diagnostic	1122	136149
2020/09/11 14:11:28	Oscoda	Serology	16	1942
2020/09/11 14:11:28	Oscoda	Total	1138	138090
2020/09/11 14:11:28	Otsego	Diagnostic	3550	143911
2020/09/11 14:11:28	Otsego	Serology	238	9648
2020/09/11 14:11:28	Otsego	Total	3788	153559
2020/09/11 14:11:28	Ottawa	Serology	3909	13395
2020/09/11 14:11:28	Ottawa	Diagnostic	87858	301059
2020/09/11 14:11:28	Ottawa	Total	91767	314454
2020/09/11 14:11:28	Presque Isle	Diagnostic	1597	126827
2020/09/11 14:11:28	Presque Isle	Serology	116	9212
2020/09/11 14:11:28	Presque Isle	Total	1713	136039
2020/09/11 14:11:28	Roscommon	Diagnostic	4838	201424
2020/09/11 14:11:28	Roscommon	Serology	246	10242
2020/09/11 14:11:28	Roscommon	Total	5084	211666
2020/09/11 14:11:28	Saginaw	Diagnostic	68357	358756
2020/09/11 14:11:28	Saginaw	Serology	1280	6718
2020/09/11 14:11:28	Saginaw	Total	69637	365474
2020/09/11 14:11:28	Sanilac	Serology	449	10906
2020/09/11 14:11:28	Sanilac	Diagnostic	10576	256886
2020/09/11 14:11:28	Sanilac	Total	11025	267792
2020/09/11 14:11:28	Schoolcraft	Diagnostic	1384	170991
2020/09/11 14:11:28	Schoolcraft	Serology	37	4571
2020/09/11 14:11:28	Schoolcraft	Total	1421	175562
2020/09/11 14:11:28	Shiawassee	Serology	1406	20639
2020/09/11 14:11:28	Shiawassee	Diagnostic	16220	238102
2020/09/11 14:11:28	Shiawassee	Total	17626	258742
2020/09/11 14:11:28	St Clair	Diagnostic	29652	186341
2020/09/11 14:11:28	St Clair	Serology	3950	24823
2020/09/11 14:11:28	St Clair	Total	33602	211163
2020/09/11 14:11:28	St Joseph	Diagnostic	15724	257923
2020/09/11 14:11:28	St Joseph	Serology	560	9186
2020/09/11 14:11:28	St Joseph	Total	16284	267108
2020/09/11 14:11:28	Tuscola	Diagnostic	17345	331993
2020/09/11 14:11:28	Tuscola	Serology	518	9915
2020/09/11 14:11:28	Tuscola	Total	17863	341908
2020/09/11 14:11:28	Unknown	Diagnostic	219536	
2020/09/11 14:11:28	Unknown	Serology	19794	
2020/09/11 14:11:28	Unknown	Total	239330	
2020/09/11 14:11:28	Van Buren	Diagnostic	24029	317521

2020/09/11 14:11:28	Van Buren	Serology	473	6250
2020/09/11 14:11:28	Van Buren	Total	24502	323771
2020/09/11 14:11:28	Washtenaw	Serology	9873	26858
2020/09/11 14:11:28	Washtenaw	Diagnostic	121054	329308
2020/09/11 14:11:28	Washtenaw	Total	130927	356166
2020/09/11 14:11:28	Wayne	Serology	39782	36041
2020/09/11 14:11:28	Wayne	Diagnostic	354801	321432
2020/09/11 14:11:28	Wayne	Total	394583	357473
2020/09/11 14:11:28	Wexford	Serology	129	3836
2020/09/11 14:11:28	Wexford	Diagnostic	7306	217240
2020/09/11 14:11:28	Wexford	Total	7435	221076

# PUBLIC USE DATASETS

## Diagnostic Tests by Result and County

### README

Data include diagnostic tests for COVID-19 by date and county.

Diagnostic tests are used to find current infection and look for genes or proteins from the severe acute respiratory syndrome coronavirus 2 (SARS-CoV-2), the virus that causes COVID-19. These tests, which are performed as nasal swabs, include: Nucleic acid amplification test/real-time polymerase chain reaction (NAAT/RT-PCR) test and rapid virus antigen detection point of care (POC) tests.

Correctional includes state and federal prisons and county and city detention facilities. Testing data represents total tests performed, not individuals tested. A single individual may have more than one test completed.

The total number of positive tests may exceed the number of confirmed cases due to 1) a single individual may have more than one test performed; 2) MDHHS may receive data on positive tests in advance of a local health department classifying an individual as a confirmed or probable case, and 3) although efforts have been made to deduplicate testing data, some duplication may occur.

**DIAGNOSTIC TESTS BY RESULT AND COUNTY 2020-09-11**

MessageDate	COUNTY	Negative	Positive	Total
9/10/2020	Alcona	2	0	2
9/10/2020	Alger	10	0	10
9/10/2020	Allegan	245	4	249
9/10/2020	Alpena	5	0	5
9/10/2020	Antrim	52	0	52
9/10/2020	Arenac	30	0	30
9/10/2020	Baraga	16	1	17
9/10/2020	Barry	204	6	210
9/10/2020	Bay	334	13	347
9/10/2020	Benzie	36	0	36
9/10/2020	Berrien	692	19	711
9/10/2020	Branch	74	1	75
9/10/2020	Calhoun	333	13	346
9/10/2020	Cass	76	7	83
9/10/2020	Charlevoix	48	1	49
9/10/2020	Cheboygan	21	1	22
9/10/2020	Chippewa	30	0	30
9/10/2020	Clare	25	1	26
9/10/2020	Clinton	125	6	131
9/10/2020	Correctional	1258	38	1296
9/10/2020	Crawford	8	1	9
9/10/2020	Delta	151	6	157
9/10/2020	Detroit City	2162	45	2207
9/10/2020	Dickinson	6	0	6
9/10/2020	Eaton	280	6	286
9/10/2020	Emmet	53	0	53
9/10/2020	Genesee	796	18	814
9/10/2020	Gladwin	13	0	13
9/10/2020	Gogebic	11	0	11
9/10/2020	Grand Traverse	142	12	154
9/10/2020	Gratiot	325	1	326
9/10/2020	Hillsdale	163	1	164
9/10/2020	Houghton	21	0	21
9/10/2020	Huron	88	0	88
9/10/2020	Ingham	806	84	890
9/10/2020	Ionia	253	3	256
9/10/2020	Iosco	23	1	24
9/10/2020	Iron	6	1	7
9/10/2020	Isabella	167	8	175
9/10/2020	Jackson	1461	26	1487
9/10/2020	Kalamazoo	542	16	558
9/10/2020	Kalkaska	61	1	62
9/10/2020	Kent	2508	52	2560
9/10/2020	Keweenaw	1	0	1
9/10/2020	Lake	12	1	13
9/10/2020	Lapeer	233	3	236
9/10/2020	Leelanau	24	0	24



9/10/2020	Lenawee	419	10	429
9/10/2020	Livingston	524	24	548
9/10/2020	Luce	98	0	98
9/10/2020	Mackinac	24	1	25
9/10/2020	Macomb	1854	159	2013
9/10/2020	Manistee	22	0	22
9/10/2020	Marquette	285	2	287
9/10/2020	Mason	41	0	41
9/10/2020	Mecosta	252	10	262
9/10/2020	Menominee	43	1	44
9/10/2020	Midland	47	5	52
9/10/2020	Missaukee	42	0	42
9/10/2020	Monroe	355	11	366
9/10/2020	Montcalm	272	5	277
9/10/2020	Montmorency	10	0	10
9/10/2020	Muskegon	530	17	547
9/10/2020	Newaygo	105	2	107
9/10/2020	Oakland	5806	470	6276
9/10/2020	Oceana	39	0	39
9/10/2020	Ogemaw	20	0	20
9/10/2020	Ontonagon	3	1	4
9/10/2020	Osceola	63	1	64
9/10/2020	Oscoda	4	0	4
9/10/2020	Otsego	21	1	22
9/10/2020	Ottawa	876	43	919
9/10/2020	Presque Isle	5	0	5
9/10/2020	Roscommon	15	0	15
9/10/2020	Saginaw	694	36	730
9/10/2020	Sanilac	218	1	219
9/10/2020	Schoolcraft	11	0	11
9/10/2020	Shiawassee	188	0	188
9/10/2020	St Clair	439	5	444
9/10/2020	St Joseph	228	2	230
9/10/2020	Tuscola	130	3	133
9/10/2020	Unknown	1413	27	1440
9/10/2020	Van Buren	175	12	187
9/10/2020	Washtenaw	1395	26	1421
9/10/2020	Wayne	3816	253	4069
9/10/2020	Wexford	50	6	56