



Western Michigan University  
ScholarWorks at WMU

---

Cumulative Michigan COVID-19 Data

Michigan COVID-19 State Data

---

9-23-2020

## 2020-09-23\_MichiganOverview\_COVIDstats

Michigan Department of Health & Human Services

Follow this and additional works at: <https://scholarworks.wmich.edu/michigan-covid-data-state-cumulative>



Part of the Public Health Commons

---

### WMU ScholarWorks Citation

Michigan Department of Health & Human Services, "2020-09-23\_MichiganOverview\_COVIDstats" (2020).  
*Cumulative Michigan COVID-19 Data*. 182.

<https://scholarworks.wmich.edu/michigan-covid-data-state-cumulative/182>

This Website is brought to you for free and open access  
by the Michigan COVID-19 State Data at ScholarWorks at  
WMU. It has been accepted for inclusion in Cumulative  
Michigan COVID-19 Data by an authorized administrator  
of ScholarWorks at WMU. For more information, please  
contact [wmu-scholarworks@wmich.edu](mailto:wmu-scholarworks@wmich.edu).



# Coronavirus

CORONAVIRUS / MICHIGAN DATA

## Michigan Data



**DATA ABOUT  
PLACES**

**LONG TERM CARE FACILITIES**

**CORONAVIRUS  
SYMPTOMS**

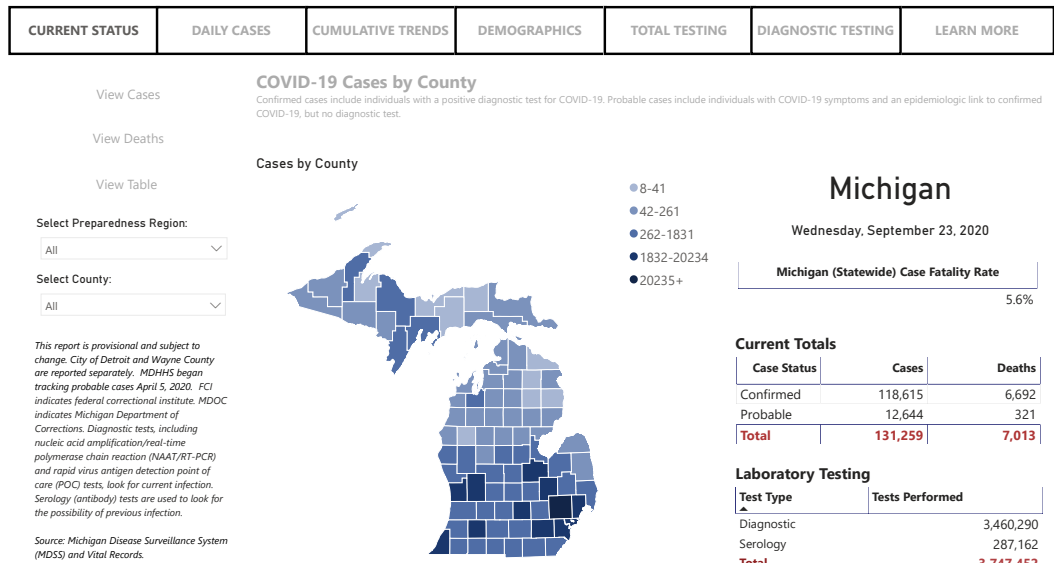
**CUMULATIVE  
RECOVERED**

**OUTBREAK  
REPORTING**



**SCHOOL-RELATED  
OUTBREAK REPORTING**





***Totals may not add to 100% due to rounding***

### Cases by Arab Ethnicity

Arab Ethnicity	Percentage of Overall Cases by Ethnicity	Percentage of Deceased Cases by Ethnicity
Arab	5%	2%
Non-Arab	53%	47%
Unknown	43%	51%

***Totals may not add to 100% due to rounding***

## PUBLIC USE DATASETS 9/23/2020

(Downloadable .xlsx files)

Cases and Deaths by County

Cases and Deaths by County by Date

Cases by Demographics Statewide

COVID-19 Tests by County

Diagnostic Tests by Result and County

## Cumulative Total of Recovered COVID-19 Cases

Cumulative Total of Recovered COVID-19 Cases (as of 09/18/2020): **90,216**

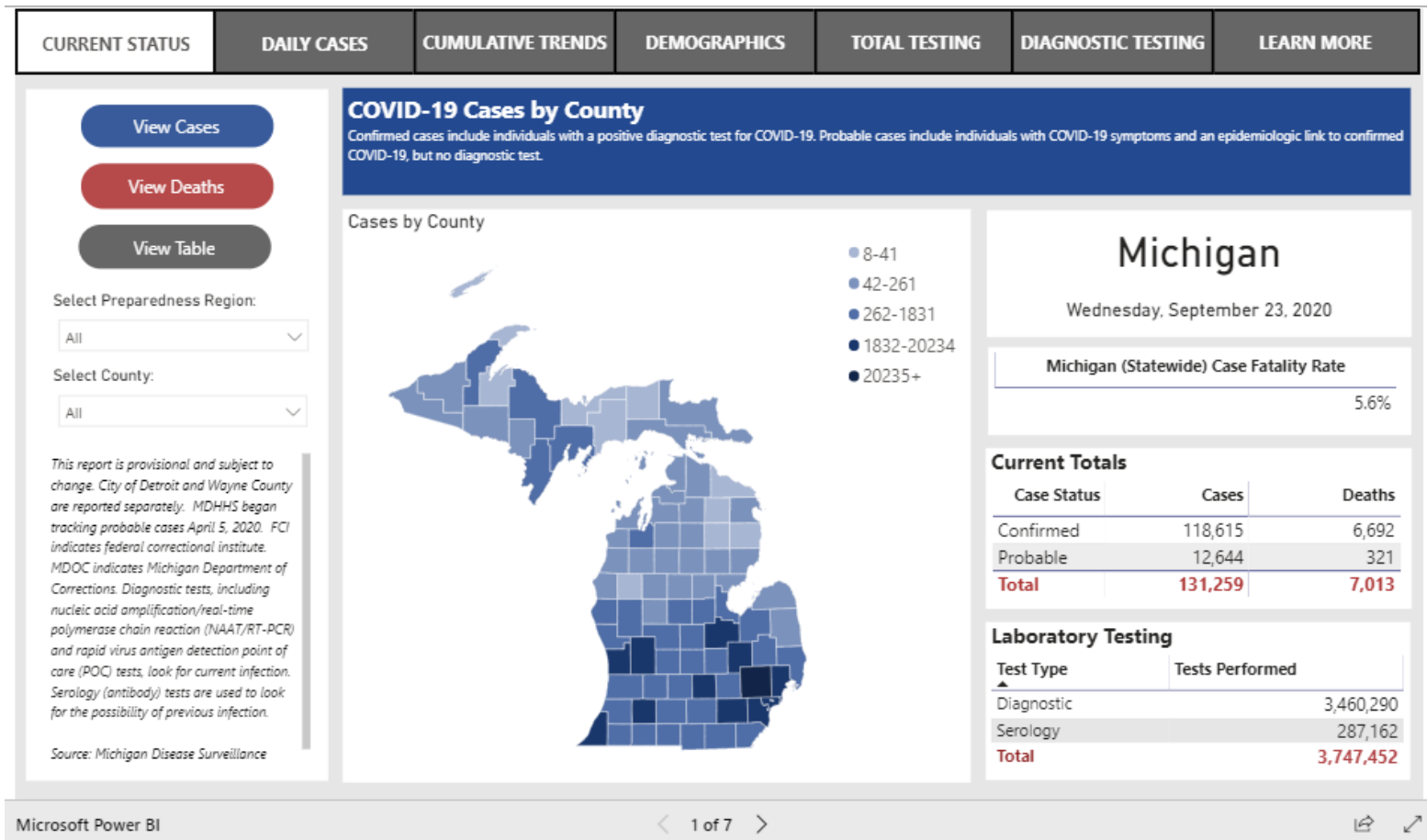
**Note on recovery:** During this response, MDHHS is reviewing vital records statistics to identify any laboratory confirmed COVID-19 cases who are 30 days out from their onset of illness to represent recovery status. As the pandemic continues to impact Michigan, this pool will expand to include more cases. Recovered is defined as the number of persons with a confirmed COVID-19 diagnosis who are alive 30 days post-onset (or referral date if onset is not available). The number of persons recovered on September 18, 2020 represents COVID-19 confirmed individuals with an onset date on or prior to August 19, 2020. If an individual dies from a COVID-related cause >30 days from onset/referral, they are removed from the number of persons recovered. These numbers will be updated every Saturday.

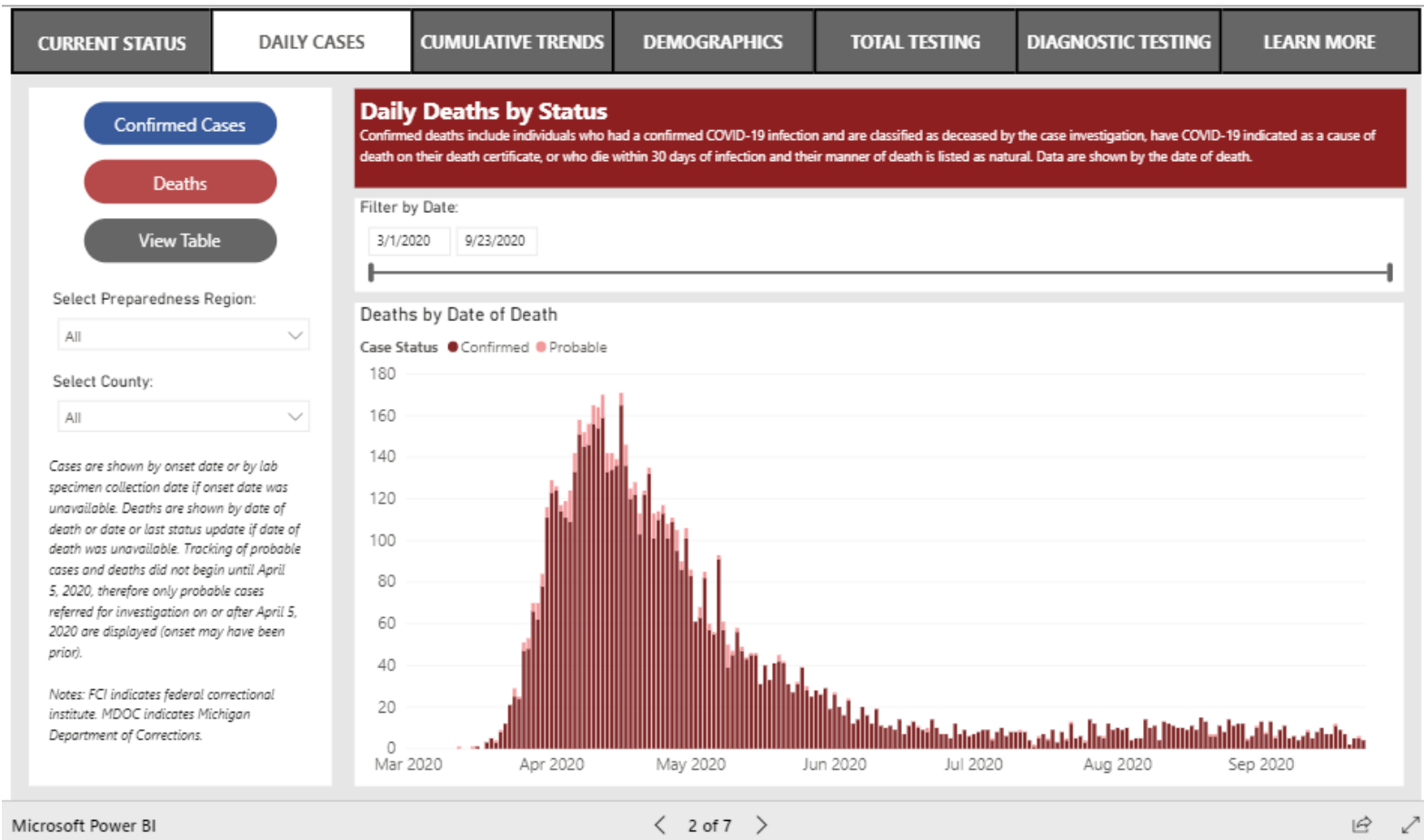
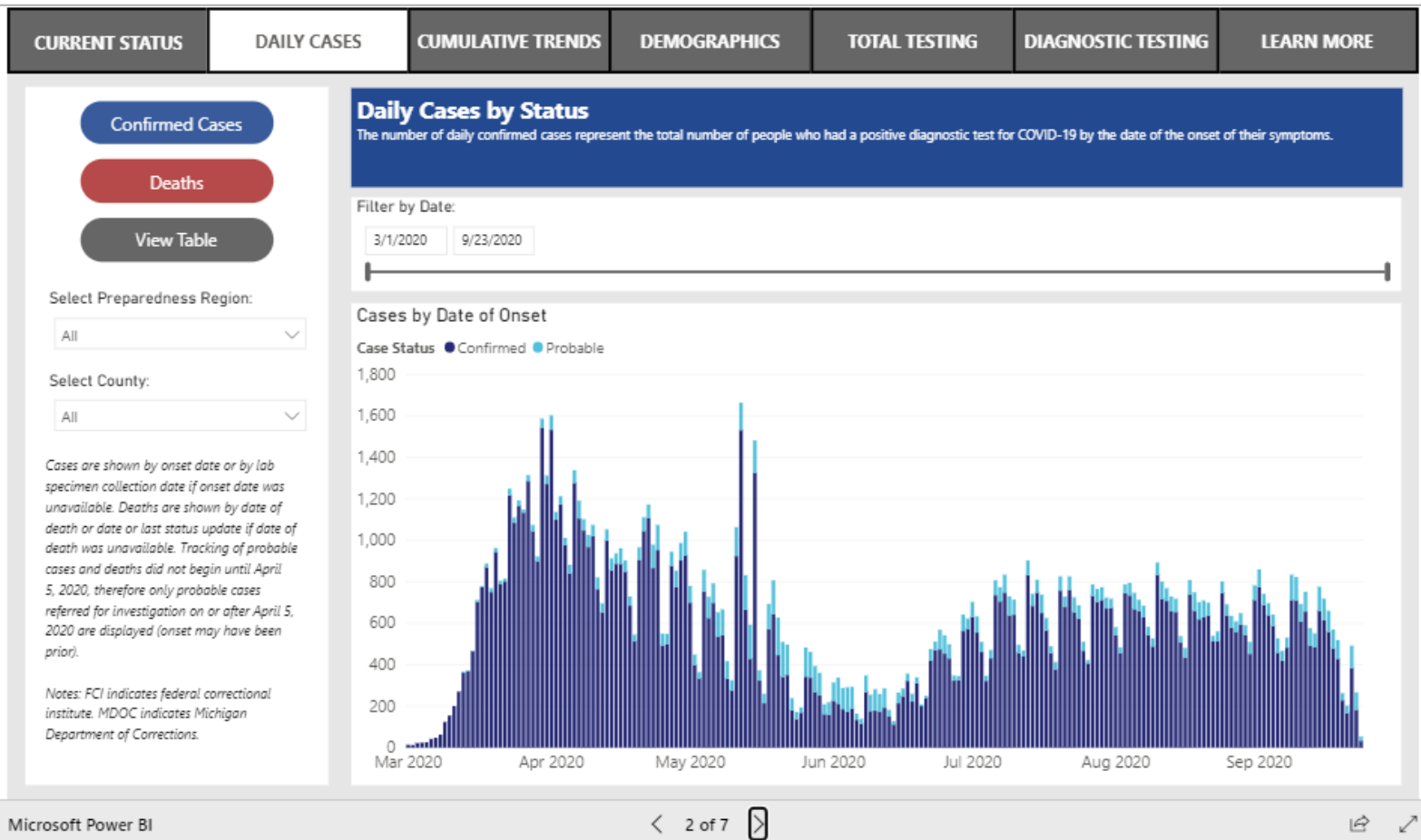
**Source:** Michigan Disease Surveillance System and Vital Records

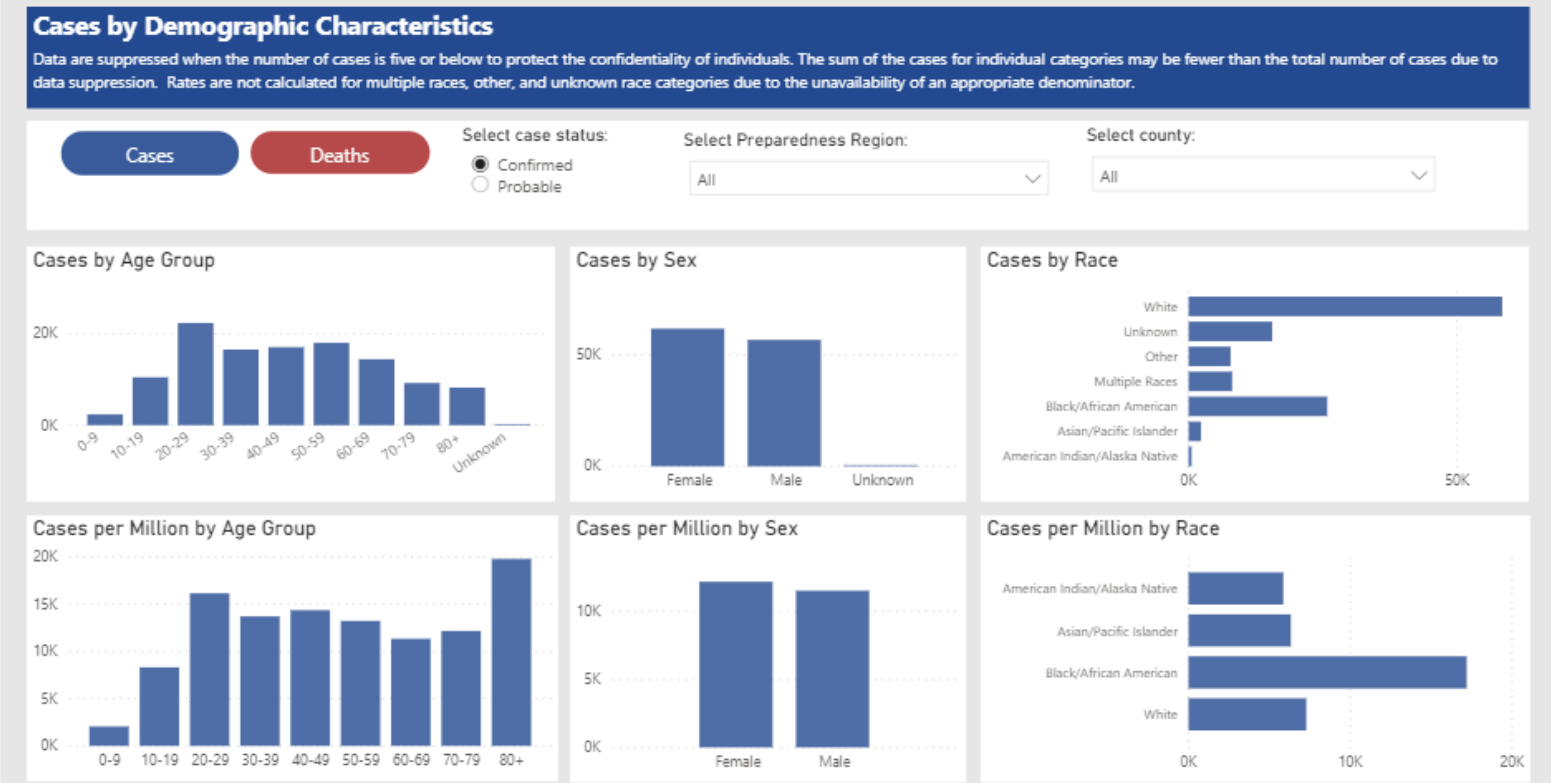
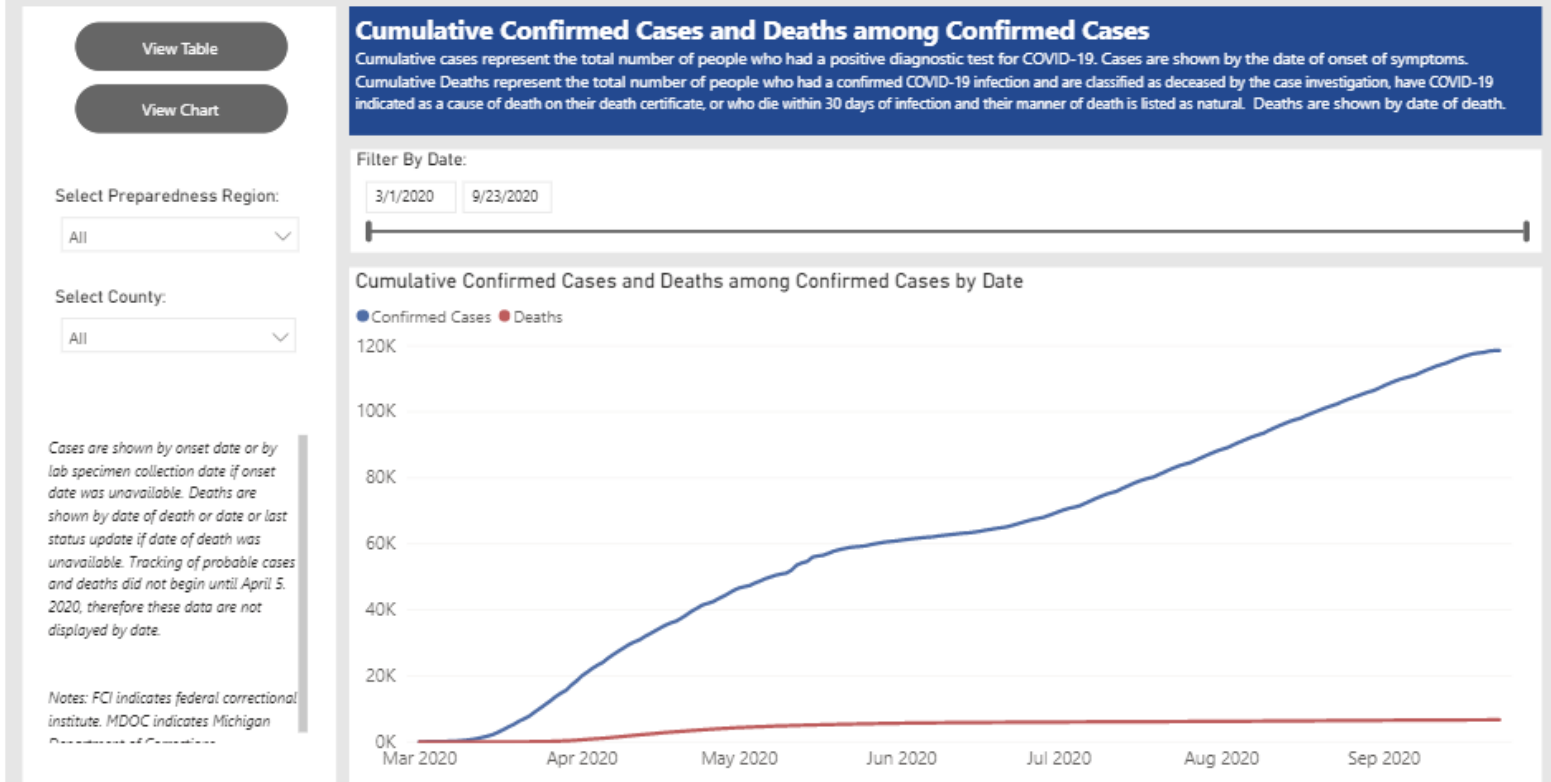


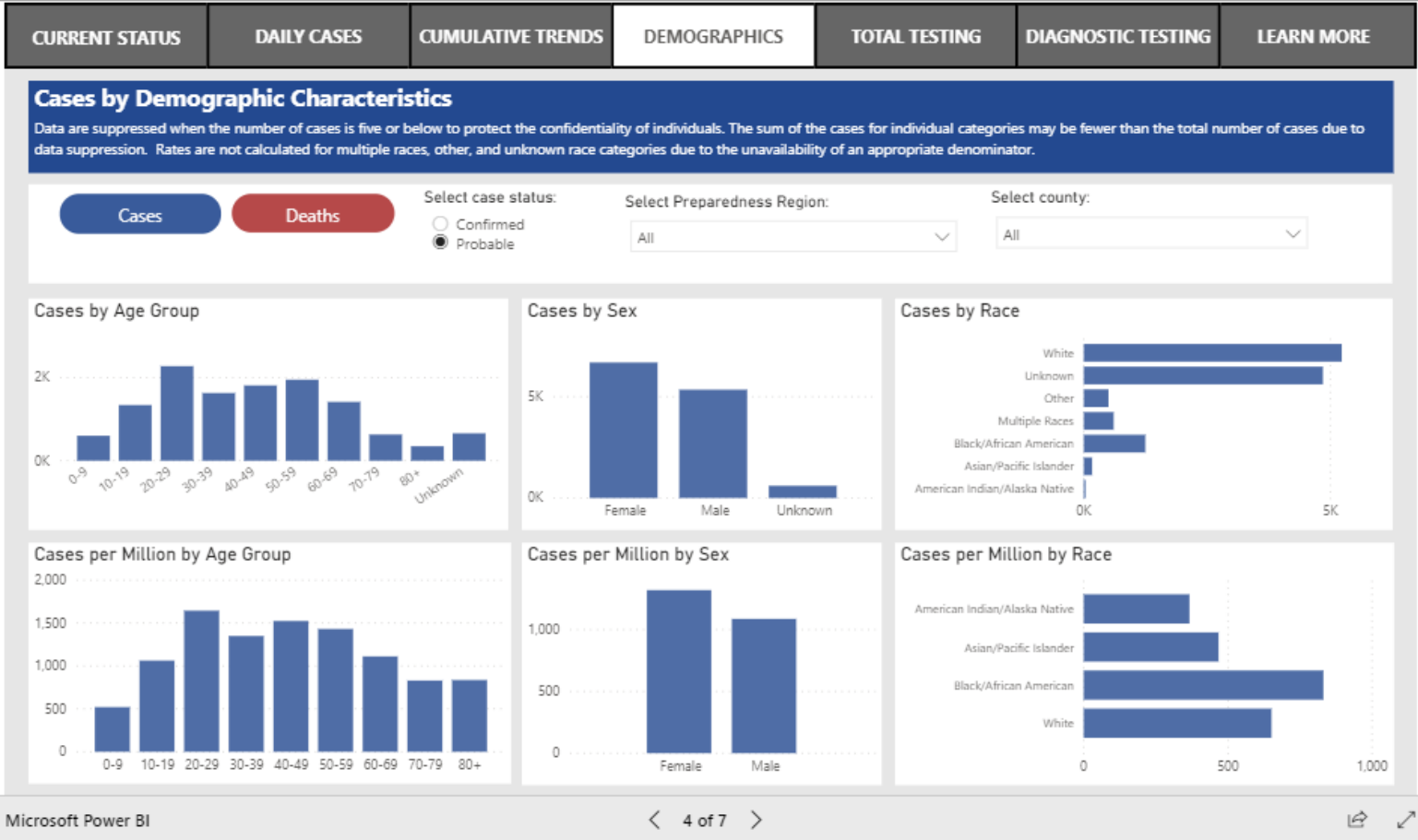
  
**MICHIGAN.GOV HOME**  
**ADA**  
**MICHIGAN NEWS**  
**POLICIES**



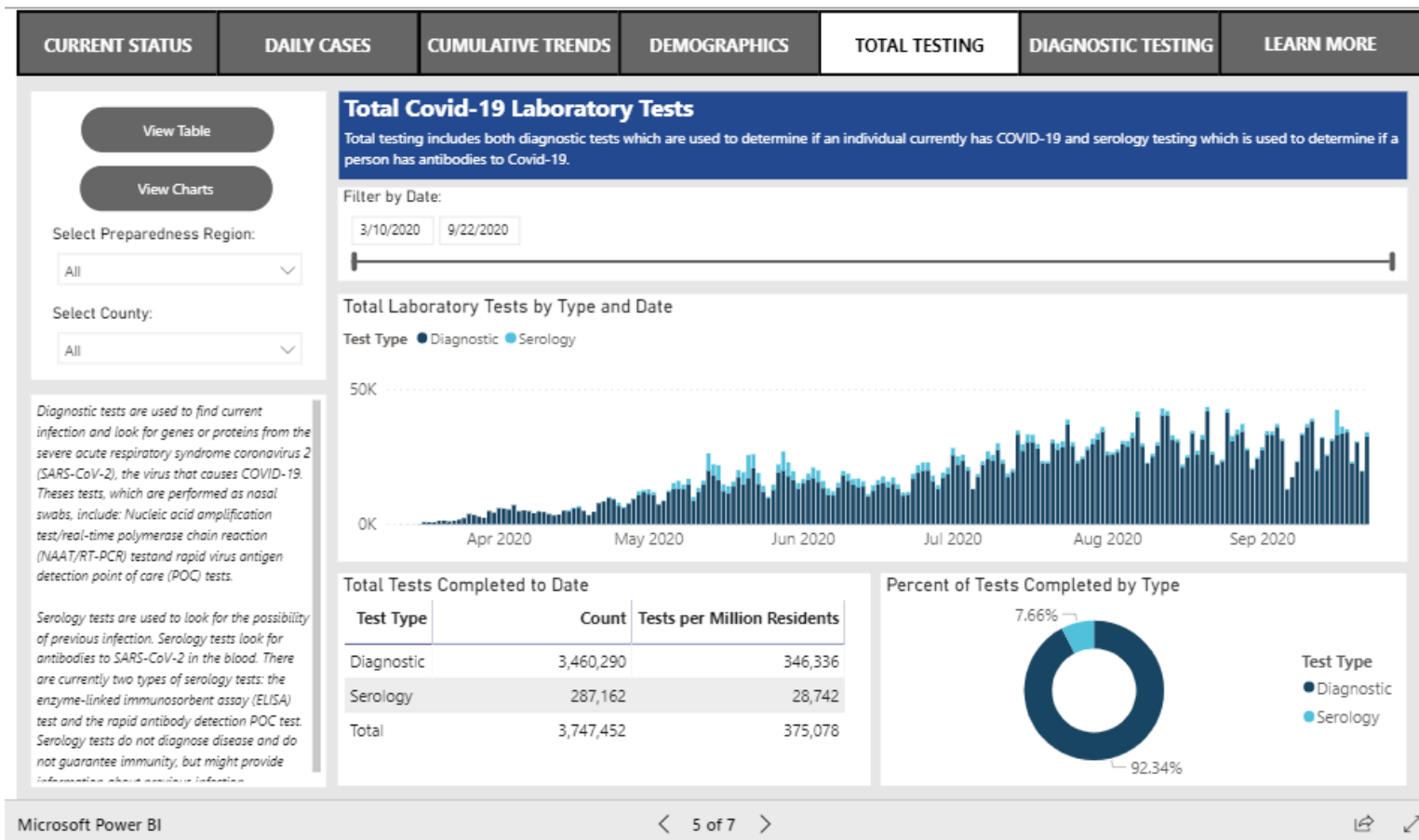
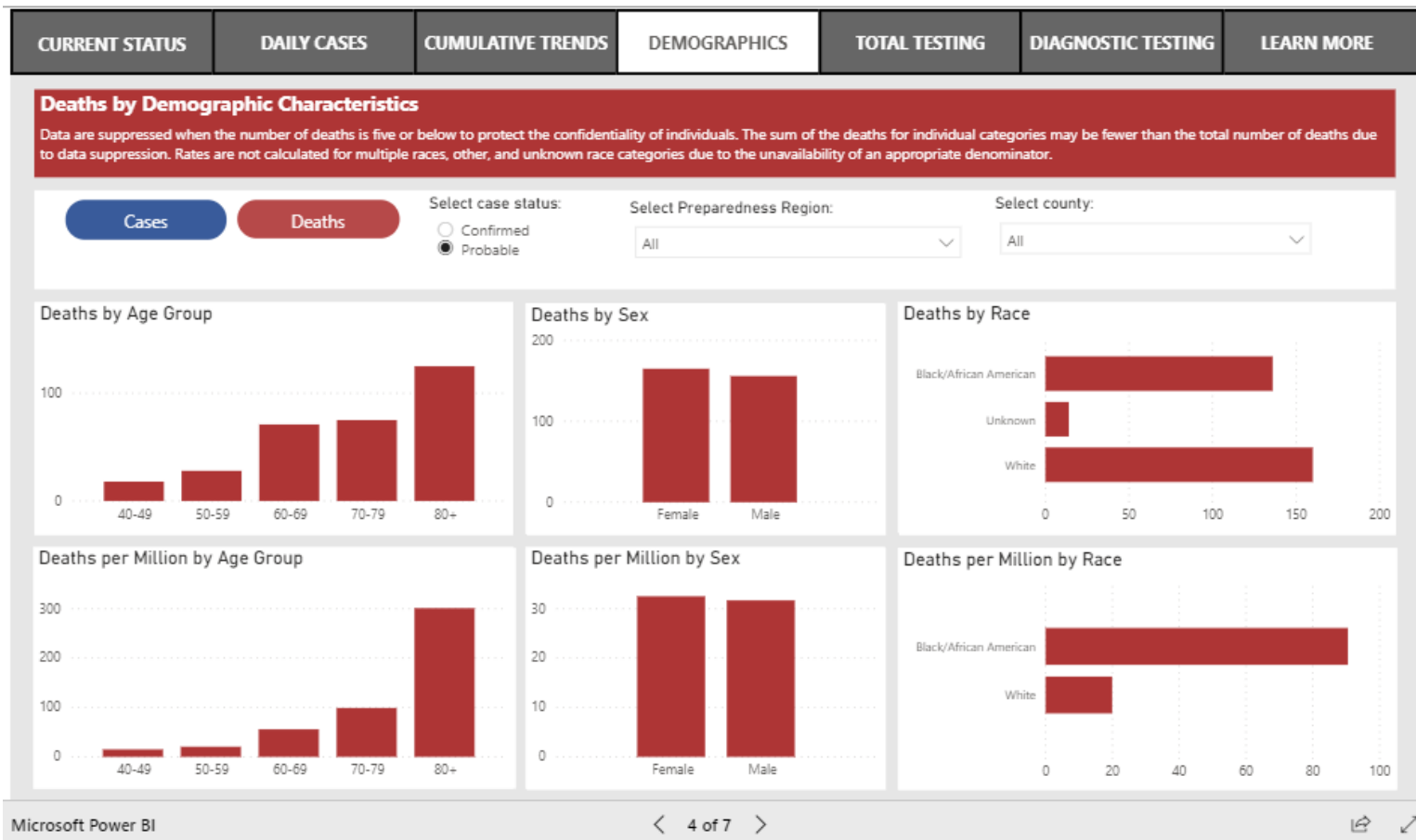


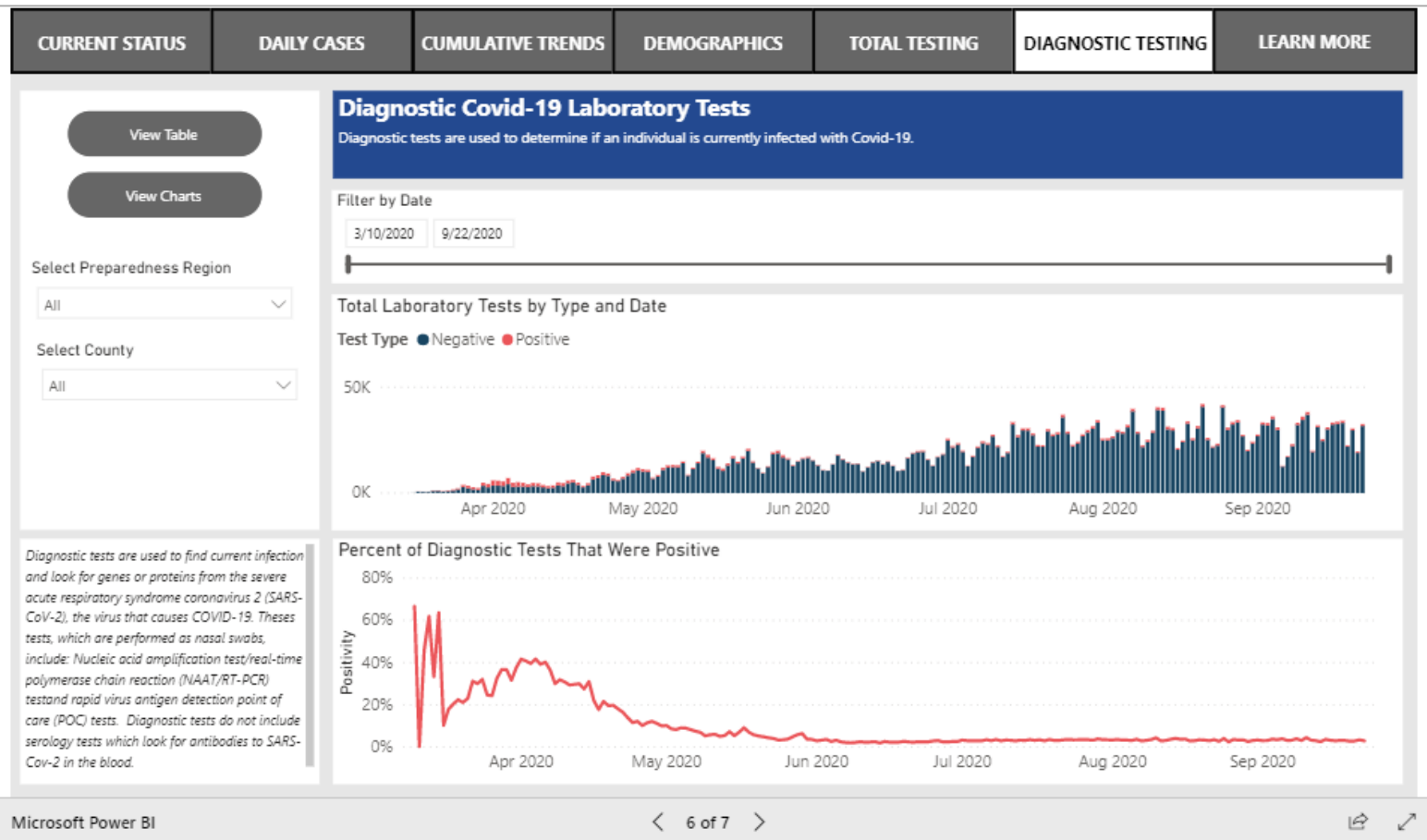












# PUBLIC USE DATASETS

## Cases and Deaths by County

### README

Includes total cases and deaths to date by case status (confirmed or probable) and county.

County is based on the county of residence.

Confirmed cases only include individuals who have had a positive diagnostic laboratory test for COVID-19.

Probable cases include individuals who have symptoms consistent with COVID-19 and an epidemiologic link to a confirmed case or a positive serology (antibody) test, but do not have a positive diagnostic laboratory test for COVID-19 and individuals with a positive serology (antibody) test for COVID-19 and an epidemiologic link to a confirmed case.

Confirmed deaths include individuals who meet one or more of the following conditions: 1) Have been identified as a confirmed case and classified as deceased as a result of a case investigation in the Michigan Disease Surveillance System (MDSS). MDSS is the database used by state and local health department to monitor reportable diseases like COVID-19; 2) have been identified as a confirmed case in MDSS had have a death certificate with COVID-19 listed as a cause of death; 3) have been identified as a confirmed case in MDSS and die within 30 days of onset of COVID-19 infection and have a death certificate which classifies their manner death as 'natural'.

Probable deaths include individuals who have COVID indicated as a cause of death on their death certificate but have not had a positive diagnostic laboratory test.

The number of probable cases can change daily based on information obtained through the health department investigation. Probable cases can be re-classified as a confirmed case or determined to not be a case.

# **CASES AND DEMOGRAPHICS BY COUNTY 2020-09-23**

Updated	COUNTY	ConfirmedCases	ConfirmedDeaths	ProbableCases	ProbableDeaths
2020/09/23 14:48:51	Alcona	34	2	7	0
2020/09/23 14:48:51	Alger	18	0	1	0
2020/09/23 14:48:51	Allegan	666	7	77	0
2020/09/23 14:48:51	Alpena	124	14	27	0
2020/09/23 14:48:51	Antrim	60	0	8	0
2020/09/23 14:48:51	Arenac	63	3	6	0
2020/09/23 14:48:51	Baraga	12	0	8	0
2020/09/23 14:48:51	Barry	255	3	28	0
2020/09/23 14:48:51	Bay	890	48	95	0
2020/09/23 14:48:51	Benzie	75	2	5	0
2020/09/23 14:48:51	Berrien	1641	73	191	1
2020/09/23 14:48:51	Branch	535	5	59	0
2020/09/23 14:48:51	Calhoun	1120	44	145	1
2020/09/23 14:48:51	Cass	502	16	45	0
2020/09/23 14:48:51	Charlevoix	89	3	12	0
2020/09/23 14:48:51	Cheboygan	74	2	16	0
2020/09/23 14:48:51	Chippewa	50	0	26	0
2020/09/23 14:48:51	Clare	103	4	9	0
2020/09/23 14:48:51	Clinton	577	13	81	0
2020/09/23 14:48:51	Crawford	113	5	10	0
2020/09/23 14:48:51	Delta	281	7	46	0
2020/09/23 14:48:51	Dickinson	111	2	3	0
2020/09/23 14:48:51	Eaton	566	10	68	0
2020/09/23 14:48:51	Emmet	140	4	16	0
2020/09/23 14:48:51	Genesee	3602	283	791	25
2020/09/23 14:48:51	Gladwin	82	2	9	0
2020/09/23 14:48:51	Gogebic	144	1	12	0
2020/09/23 14:48:51	Grand Traverse	409	7	58	0
2020/09/23 14:48:51	Gratiot	227	15	35	0
2020/09/23 14:48:51	Hillsdale	306	26	28	1
2020/09/23 14:48:51	Houghton	310	2	78	0
2020/09/23 14:48:51	Huron	186	5	33	0
2020/09/23 14:48:51	Ingham	3289	47	73	0
2020/09/23 14:48:51	Ionia	313	7	37	0
2020/09/23 14:48:51	Iosco	173	11	36	1
2020/09/23 14:48:51	Iron	110	1	4	0
2020/09/23 14:48:51	Isabella	611	13	72	0
2020/09/23 14:48:51	Jackson	1013	42	24	2
2020/09/23 14:48:51	Kalamazoo	2223	89	484	3
2020/09/23 14:48:51	Kalkaska	67	4	15	0
2020/09/23 14:48:51	Kent	8813	171	781	3
2020/09/23 14:48:51	Keweenaw	7	0	1	0
2020/09/23 14:48:51	Lake	31	0	1	0
2020/09/23 14:48:51	Lapeer	502	35	91	1
2020/09/23 14:48:51	Leelanau	104	1	7	0
2020/09/23 14:48:51	Lenawee	741	17	46	0
2020/09/23 14:48:51	Livingston	1133	29	202	1

2020/09/23 14:48:51	Luce	11	0	1	0
2020/09/23 14:48:51	Mackinac	41	0	16	0
2020/09/23 14:48:51	Macomb	13700	967	529	48
2020/09/23 14:48:51	Manistee	66	2	5	0
2020/09/23 14:48:51	Marquette	289	12	52	0
2020/09/23 14:48:51	Mason	120	0	16	0
2020/09/23 14:48:51	Mecosta	184	3	11	0
2020/09/23 14:48:51	Menominee	294	1	45	0
2020/09/23 14:48:51	Midland	485	11	100	0
2020/09/23 14:48:51	Missaukee	43	1	16	0
2020/09/23 14:48:51	Monroe	1325	27	161	2
2020/09/23 14:48:51	Montcalm	277	5	27	0
2020/09/23 14:48:51	Montmorency	13	0	1	0
2020/09/23 14:48:51	Muskegon	1411	70	64	0
2020/09/23 14:48:51	Newaygo	324	1	15	0
2020/09/23 14:48:51	Oakland	16242	1147	3993	49
2020/09/23 14:48:51	Oceana	487	6	27	0
2020/09/23 14:48:51	Ogemaw	49	5	16	0
2020/09/23 14:48:51	Ontonagon	41	0	1	0
2020/09/23 14:48:51	Osceola	82	0	11	0
2020/09/23 14:48:51	Oscoda	23	1	7	0
2020/09/23 14:48:51	Otsego	149	11	23	0
2020/09/23 14:48:51	Ottawa	3138	61	158	5
2020/09/23 14:48:51	Presque Isle	24	1	2	0
2020/09/23 14:48:51	Roscommon	76	4	17	0
2020/09/23 14:48:51	Saginaw	2692	135	202	4
2020/09/23 14:48:51	Sanilac	140	6	7	1
2020/09/23 14:48:51	Schoolcraft	22	0	2	0
2020/09/23 14:48:51	Shiawassee	468	30	31	1
2020/09/23 14:48:51	St Clair	845	54	135	1
2020/09/23 14:48:51	St Joseph	636	11	99	0
2020/09/23 14:48:51	Tuscola	433	31	64	0
2020/09/23 14:48:51	Van Buren	658	15	86	2
2020/09/23 14:48:51	Washtenaw	3040	115	379	0
2020/09/23 14:48:51	Wayne	17952	1279	1281	50
2020/09/23 14:48:51	Wexford	104	4	16	0
2020/09/23 14:48:51	MDOC	5581	73	8	0
2020/09/23 14:48:51	FCI	190	5	5	0
2020/09/23 14:48:51	Out-of-State	199	1	7	2
2020/09/23 14:48:51	Unknown	2	0	16	0
2020/09/23 14:48:51	Detroit City	14264	1522	1085	117

# PUBLIC USE DATASETS

## Cases by Demographics Statewide

### README

Includes the total number of confirmed and probable cases and confirmed and probable deaths to date by demographic characteristics

Confirmed cases only include individuals who have had a positive diagnostic laboratory test for COVID-19.

Probable cases include individuals who have symptoms consistent with COVID-19 and an epidemiologic link to a confirmed case or a positive serology (antibody) test, but do not have a positive diagnostic laboratory test for COVID-19 and individuals with a positive serology (antibody) test for COVID-19 and an epidemiologic link to a confirmed case.

Confirmed deaths include individuals who meet one or more of the following conditions: 1) Have been identified as a confirmed case and classified as deceased as a result of a case investigation in the Michigan Disease Surveillance System (MDSS). MDSS is the database used by state and local health department to monitor reportable diseases like COVID-19; 2) have been identified as a confirmed case in MDSS had have a death certificate with COVID-19 listed as a cause of death; 3) have been identified as a confirmed case in MDSS and die within 30 days of onset of COVID-19 infection and have a death certificate which classifies their manner death as 'natural'.

Probable deaths include individuals who have COVID indicated as a cause of death on their death certificate but have not had a positive diagnostic laboratory test.

The number of probable cases can change daily based on information obtained through the health department investigation. Probable cases can be re-classified as a confirmed case or determined to not be a case.

Data is suppressed when the number of cases or deaths in a single category is between one and five to protect the confidentiality of individuals.

# **CASES BY DEMOGRAPHICS STATEWIDE 2020-09-23**

CASE_STATUS	AgeCat	RaceCat	SEX	Cases	Deaths
Confirmed	0-9	American Indian/Alaska Native	Female	8	0
Probable	0-9	American Indian/Alaska Native	Female	Suppressed	0
Confirmed	10-19	American Indian/Alaska Native	Female	30	0
Probable	10-19	American Indian/Alaska Native	Female	0	0
Confirmed	20-29	American Indian/Alaska Native	Female	55	0
Probable	20-29	American Indian/Alaska Native	Female	7	0
Confirmed	30-39	American Indian/Alaska Native	Female	47	0
Probable	30-39	American Indian/Alaska Native	Female	Suppressed	0
Confirmed	40-49	American Indian/Alaska Native	Female	46	0
Probable	40-49	American Indian/Alaska Native	Female	Suppressed	0
Confirmed	50-59	American Indian/Alaska Native	Female	50	0
Probable	50-59	American Indian/Alaska Native	Female	Suppressed	0
Confirmed	60-69	American Indian/Alaska Native	Female	24	Suppressed
Probable	60-69	American Indian/Alaska Native	Female	Suppressed	0
Confirmed	70-79	American Indian/Alaska Native	Female	18	Suppressed
Probable	70-79	American Indian/Alaska Native	Female	Suppressed	0
Confirmed	80+	American Indian/Alaska Native	Female	8	Suppressed
Probable	80+	American Indian/Alaska Native	Female	0	0
Confirmed	Unknown	American Indian/Alaska Native	Female	0	0
Probable	Unknown	American Indian/Alaska Native	Female	0	0
Confirmed	0-9	Asian/Pacific Islander	Female	20	0
Probable	0-9	Asian/Pacific Islander	Female	9	0
Confirmed	10-19	Asian/Pacific Islander	Female	76	0
Probable	10-19	Asian/Pacific Islander	Female	11	0
Confirmed	20-29	Asian/Pacific Islander	Female	218	0
Probable	20-29	Asian/Pacific Islander	Female	23	0
Confirmed	30-39	Asian/Pacific Islander	Female	242	0
Probable	30-39	Asian/Pacific Islander	Female	17	0
Confirmed	40-49	Asian/Pacific Islander	Female	228	0
Probable	40-49	Asian/Pacific Islander	Female	10	0
Confirmed	50-59	Asian/Pacific Islander	Female	197	Suppressed
Probable	50-59	Asian/Pacific Islander	Female	15	0
Confirmed	60-69	Asian/Pacific Islander	Female	114	Suppressed
Probable	60-69	Asian/Pacific Islander	Female	Suppressed	0
Confirmed	70-79	Asian/Pacific Islander	Female	54	12
Probable	70-79	Asian/Pacific Islander	Female	Suppressed	0
Confirmed	80+	Asian/Pacific Islander	Female	58	23
Probable	80+	Asian/Pacific Islander	Female	0	0
Confirmed	Unknown	Asian/Pacific Islander	Female	0	0
Probable	Unknown	Asian/Pacific Islander	Female	Suppressed	0
Confirmed	0-9	Black/African American	Female	189	Suppressed
Probable	0-9	Black/African American	Female	23	0
Confirmed	10-19	Black/African American	Female	505	Suppressed
Probable	10-19	Black/African American	Female	43	0
Confirmed	20-29	Black/African American	Female	2106	Suppressed
Probable	20-29	Black/African American	Female	117	0
Confirmed	30-39	Black/African American	Female	2088	8

Probable	30-39	Black/African American	Female	98	0
Confirmed	40-49	Black/African American	Female	2207	53
Probable	40-49	Black/African American	Female	125	Suppressed
Confirmed	50-59	Black/African American	Female	2128	108
Probable	50-59	Black/African American	Female	141	8
Confirmed	60-69	Black/African American	Female	1938	232
Probable	60-69	Black/African American	Female	111	12
Confirmed	70-79	Black/African American	Female	1341	322
Probable	70-79	Black/African American	Female	50	12
Confirmed	80+	Black/African American	Female	1046	432
Probable	80+	Black/African American	Female	35	24
Confirmed	Unknown	Black/African American	Female	Suppressed	0
Probable	Unknown	Black/African American	Female	6	0
Confirmed	0-9	Multiple Races	Female	82	0
Probable	0-9	Multiple Races	Female	18	0
Confirmed	10-19	Multiple Races	Female	400	0
Probable	10-19	Multiple Races	Female	36	0
Confirmed	20-29	Multiple Races	Female	908	0
Probable	20-29	Multiple Races	Female	51	0
Confirmed	30-39	Multiple Races	Female	664	Suppressed
Probable	30-39	Multiple Races	Female	24	0
Confirmed	40-49	Multiple Races	Female	757	Suppressed
Probable	40-49	Multiple Races	Female	57	0
Confirmed	50-59	Multiple Races	Female	794	Suppressed
Probable	50-59	Multiple Races	Female	59	0
Confirmed	60-69	Multiple Races	Female	483	Suppressed
Probable	60-69	Multiple Races	Female	43	0
Confirmed	70-79	Multiple Races	Female	235	11
Probable	70-79	Multiple Races	Female	11	0
Confirmed	80+	Multiple Races	Female	210	21
Probable	80+	Multiple Races	Female	Suppressed	Suppressed
Confirmed	Unknown	Multiple Races	Female	Suppressed	0
Probable	Unknown	Multiple Races	Female	13	0
Confirmed	0-9	Other	Female	150	0
Probable	0-9	Other	Female	20	0
Confirmed	10-19	Other	Female	474	0
Probable	10-19	Other	Female	43	0
Confirmed	20-29	Other	Female	887	0
Probable	20-29	Other	Female	54	0
Confirmed	30-39	Other	Female	630	Suppressed
Probable	30-39	Other	Female	43	0
Confirmed	40-49	Other	Female	614	Suppressed
Probable	40-49	Other	Female	38	0
Confirmed	50-59	Other	Female	428	Suppressed
Probable	50-59	Other	Female	25	Suppressed
Confirmed	60-69	Other	Female	278	15
Probable	60-69	Other	Female	15	Suppressed
Confirmed	70-79	Other	Female	137	15
Probable	70-79	Other	Female	9	Suppressed
Confirmed	80+	Other	Female	115	25



Probable	80+	Other	Female	Suppressed	0
Confirmed	Unknown	Other	Female	0	0
Probable	Unknown	Other	Female	Suppressed	0
Confirmed	0-9	Unknown	Female	120	0
Probable	0-9	Unknown	Female	40	0
Confirmed	10-19	Unknown	Female	696	0
Probable	10-19	Unknown	Female	198	0
Confirmed	20-29	Unknown	Female	1337	0
Probable	20-29	Unknown	Female	419	0
Confirmed	30-39	Unknown	Female	1082	0
Probable	30-39	Unknown	Female	313	0
Confirmed	40-49	Unknown	Female	1203	Suppressed
Probable	40-49	Unknown	Female	415	0
Confirmed	50-59	Unknown	Female	1207	7
Probable	50-59	Unknown	Female	413	0
Confirmed	60-69	Unknown	Female	886	13
Probable	60-69	Unknown	Female	340	Suppressed
Confirmed	70-79	Unknown	Female	494	19
Probable	70-79	Unknown	Female	136	0
Confirmed	80+	Unknown	Female	576	33
Probable	80+	Unknown	Female	71	Suppressed
Confirmed	Unknown	Unknown	Female	26	0
Probable	Unknown	Unknown	Female	67	0
Confirmed	0-9	White	Female	513	0
Probable	0-9	White	Female	150	0
Confirmed	10-19	White	Female	3282	Suppressed
Probable	10-19	White	Female	341	0
Confirmed	20-29	White	Female	6381	7
Probable	20-29	White	Female	545	0
Confirmed	30-39	White	Female	3679	10
Probable	30-39	White	Female	346	0
Confirmed	40-49	White	Female	3799	23
Probable	40-49	White	Female	419	Suppressed
Confirmed	50-59	White	Female	4193	70
Probable	50-59	White	Female	458	Suppressed
Confirmed	60-69	White	Female	3270	182
Probable	60-69	White	Female	281	16
Confirmed	70-79	White	Female	2374	395
Probable	70-79	White	Female	150	19
Confirmed	80+	White	Female	3274	1121
Probable	80+	White	Female	104	52
Confirmed	Unknown	White	Female	22	0
Probable	Unknown	White	Female	55	0
Confirmed	0-9	American Indian/Alaska Native	Male	10	0
Probable	0-9	American Indian/Alaska Native	Male	0	0
Confirmed	10-19	American Indian/Alaska Native	Male	14	0
Probable	10-19	American Indian/Alaska Native	Male	Suppressed	0
Confirmed	20-29	American Indian/Alaska Native	Male	42	0
Probable	20-29	American Indian/Alaska Native	Male	Suppressed	0
Confirmed	30-39	American Indian/Alaska Native	Male	44	0

Probable	30-39	American Indian/Alaska Native	Male	Suppressed	0
Confirmed	40-49	American Indian/Alaska Native	Male	49	0
Probable	40-49	American Indian/Alaska Native	Male	Suppressed	0
Confirmed	50-59	American Indian/Alaska Native	Male	43	Suppressed
Probable	50-59	American Indian/Alaska Native	Male	Suppressed	0
Confirmed	60-69	American Indian/Alaska Native	Male	33	6
Probable	60-69	American Indian/Alaska Native	Male	Suppressed	0
Confirmed	70-79	American Indian/Alaska Native	Male	18	6
Probable	70-79	American Indian/Alaska Native	Male	0	0
Confirmed	80+	American Indian/Alaska Native	Male	Suppressed	Suppressed
Probable	80+	American Indian/Alaska Native	Male	Suppressed	Suppressed
Confirmed	Unknown	American Indian/Alaska Native	Male	0	0
Probable	Unknown	American Indian/Alaska Native	Male	0	0
Confirmed	0-9	Asian/Pacific Islander	Male	39	0
Probable	0-9	Asian/Pacific Islander	Male	15	0
Confirmed	10-19	Asian/Pacific Islander	Male	73	0
Probable	10-19	Asian/Pacific Islander	Male	6	0
Confirmed	20-29	Asian/Pacific Islander	Male	228	0
Probable	20-29	Asian/Pacific Islander	Male	19	0
Confirmed	30-39	Asian/Pacific Islander	Male	209	Suppressed
Probable	30-39	Asian/Pacific Islander	Male	19	0
Confirmed	40-49	Asian/Pacific Islander	Male	183	Suppressed
Probable	40-49	Asian/Pacific Islander	Male	Suppressed	0
Confirmed	50-59	Asian/Pacific Islander	Male	153	Suppressed
Probable	50-59	Asian/Pacific Islander	Male	8	0
Confirmed	60-69	Asian/Pacific Islander	Male	115	14
Probable	60-69	Asian/Pacific Islander	Male	Suppressed	0
Confirmed	70-79	Asian/Pacific Islander	Male	53	15
Probable	70-79	Asian/Pacific Islander	Male	Suppressed	Suppressed
Confirmed	80+	Asian/Pacific Islander	Male	37	17
Probable	80+	Asian/Pacific Islander	Male	0	0
Confirmed	Unknown	Asian/Pacific Islander	Male	0	0
Probable	Unknown	Asian/Pacific Islander	Male	0	0
Confirmed	0-9	Black/African American	Male	183	0
Probable	0-9	Black/African American	Male	34	0
Confirmed	10-19	Black/African American	Male	515	0
Probable	10-19	Black/African American	Male	43	0
Confirmed	20-29	Black/African American	Male	1646	10
Probable	20-29	Black/African American	Male	65	0
Confirmed	30-39	Black/African American	Male	1730	30
Probable	30-39	Black/African American	Male	57	0
Confirmed	40-49	Black/African American	Male	1929	74
Probable	40-49	Black/African American	Male	55	8
Confirmed	50-59	Black/African American	Male	2251	195
Probable	50-59	Black/African American	Male	87	8
Confirmed	60-69	Black/African American	Male	2092	344
Probable	60-69	Black/African American	Male	86	21
Confirmed	70-79	Black/African American	Male	1309	417
Probable	70-79	Black/African American	Male	45	25
Confirmed	80+	Black/African American	Male	611	307

Probable	80+	Black/African American	Male	20	15
Confirmed	Unknown	Black/African American	Male	Suppressed	0
Probable	Unknown	Black/African American	Male	Suppressed	0
Confirmed	0-9	Multiple Races	Male	104	Suppressed
Probable	0-9	Multiple Races	Male	23	0
Confirmed	10-19	Multiple Races	Male	362	0
Probable	10-19	Multiple Races	Male	33	0
Confirmed	20-29	Multiple Races	Male	689	0
Probable	20-29	Multiple Races	Male	53	0
Confirmed	30-39	Multiple Races	Male	525	Suppressed
Probable	30-39	Multiple Races	Male	35	0
Confirmed	40-49	Multiple Races	Male	568	Suppressed
Probable	40-49	Multiple Races	Male	46	Suppressed
Confirmed	50-59	Multiple Races	Male	586	Suppressed
Probable	50-59	Multiple Races	Male	35	0
Confirmed	60-69	Multiple Races	Male	417	20
Probable	60-69	Multiple Races	Male	23	0
Confirmed	70-79	Multiple Races	Male	206	14
Probable	70-79	Multiple Races	Male	12	0
Confirmed	80+	Multiple Races	Male	89	17
Probable	80+	Multiple Races	Male	Suppressed	Suppressed
Confirmed	Unknown	Multiple Races	Male	Suppressed	0
Probable	Unknown	Multiple Races	Male	12	0
Confirmed	0-9	Other	Male	178	0
Probable	0-9	Other	Male	20	0
Confirmed	10-19	Other	Male	511	Suppressed
Probable	10-19	Other	Male	42	0
Confirmed	20-29	Other	Male	993	Suppressed
Probable	20-29	Other	Male	54	0
Confirmed	30-39	Other	Male	763	Suppressed
Probable	30-39	Other	Male	39	0
Confirmed	40-49	Other	Male	656	7
Probable	40-49	Other	Male	36	0
Confirmed	50-59	Other	Male	480	8
Probable	50-59	Other	Male	20	0
Confirmed	60-69	Other	Male	299	25
Probable	60-69	Other	Male	17	Suppressed
Confirmed	70-79	Other	Male	151	20
Probable	70-79	Other	Male	7	Suppressed
Confirmed	80+	Other	Male	63	13
Probable	80+	Other	Male	Suppressed	0
Confirmed	Unknown	Other	Male	Suppressed	0
Probable	Unknown	Other	Male	Suppressed	0
Confirmed	0-9	Unknown	Male	152	0
Probable	0-9	Unknown	Male	49	0
Confirmed	10-19	Unknown	Male	749	0
Probable	10-19	Unknown	Male	193	0
Confirmed	20-29	Unknown	Male	1450	0
Probable	20-29	Unknown	Male	333	0
Confirmed	30-39	Unknown	Male	1227	Suppressed

Probable	30-39	Unknown	Male	312	Suppressed
Confirmed	40-49	Unknown	Male	1265	10
Probable	40-49	Unknown	Male	289	Suppressed
Confirmed	50-59	Unknown	Male	1289	8
Probable	50-59	Unknown	Male	321	0
Confirmed	60-69	Unknown	Male	927	16
Probable	60-69	Unknown	Male	226	Suppressed
Confirmed	70-79	Unknown	Male	444	23
Probable	70-79	Unknown	Male	96	Suppressed
Confirmed	80+	Unknown	Male	261	28
Probable	80+	Unknown	Male	37	Suppressed
Confirmed	Unknown	Unknown	Male	23	0
Probable	Unknown	Unknown	Male	52	0
Confirmed	0-9	White	Male	614	0
Probable	0-9	White	Male	177	0
Confirmed	10-19	White	Male	2735	Suppressed
Probable	10-19	White	Male	327	0
Confirmed	20-29	White	Male	5317	8
Probable	20-29	White	Male	491	Suppressed
Confirmed	30-39	White	Male	3549	14
Probable	30-39	White	Male	290	Suppressed
Confirmed	40-49	White	Male	3480	38
Probable	40-49	White	Male	272	Suppressed
Confirmed	50-59	White	Male	4163	127
Probable	50-59	White	Male	338	6
Confirmed	60-69	White	Male	3517	307
Probable	60-69	White	Male	243	15
Confirmed	70-79	White	Male	2362	522
Probable	70-79	White	Male	101	13
Confirmed	80+	White	Male	1844	813
Probable	80+	White	Male	67	26
Confirmed	Unknown	White	Male	16	0
Probable	Unknown	White	Male	31	0
Confirmed	0-9	American Indian/Alaska Native	Unknown	0	0
Probable	0-9	American Indian/Alaska Native	Unknown	0	0
Confirmed	10-19	American Indian/Alaska Native	Unknown	0	0
Probable	10-19	American Indian/Alaska Native	Unknown	0	0
Confirmed	20-29	American Indian/Alaska Native	Unknown	0	0
Probable	20-29	American Indian/Alaska Native	Unknown	Suppressed	0
Confirmed	30-39	American Indian/Alaska Native	Unknown	0	0
Probable	30-39	American Indian/Alaska Native	Unknown	0	0
Confirmed	40-49	American Indian/Alaska Native	Unknown	0	0
Probable	40-49	American Indian/Alaska Native	Unknown	0	0
Confirmed	50-59	American Indian/Alaska Native	Unknown	0	0
Probable	50-59	American Indian/Alaska Native	Unknown	0	0
Confirmed	60-69	American Indian/Alaska Native	Unknown	0	0
Probable	60-69	American Indian/Alaska Native	Unknown	0	0
Confirmed	70-79	American Indian/Alaska Native	Unknown	0	0
Probable	70-79	American Indian/Alaska Native	Unknown	0	0
Confirmed	80+	American Indian/Alaska Native	Unknown	0	0

Probable	80+	American Indian/Alaska Native	Unknown	0	0
Confirmed	Unknown	American Indian/Alaska Native	Unknown	0	0
Probable	Unknown	American Indian/Alaska Native	Unknown	0	0
Confirmed	0-9	Asian/Pacific Islander	Unknown	0	0
Probable	0-9	Asian/Pacific Islander	Unknown	0	0
Confirmed	10-19	Asian/Pacific Islander	Unknown	0	0
Probable	10-19	Asian/Pacific Islander	Unknown	0	0
Confirmed	20-29	Asian/Pacific Islander	Unknown	0	0
Probable	20-29	Asian/Pacific Islander	Unknown	Suppressed	0
Confirmed	30-39	Asian/Pacific Islander	Unknown	Suppressed	0
Probable	30-39	Asian/Pacific Islander	Unknown	0	0
Confirmed	40-49	Asian/Pacific Islander	Unknown	0	0
Probable	40-49	Asian/Pacific Islander	Unknown	0	0
Confirmed	50-59	Asian/Pacific Islander	Unknown	0	0
Probable	50-59	Asian/Pacific Islander	Unknown	0	0
Confirmed	60-69	Asian/Pacific Islander	Unknown	0	0
Probable	60-69	Asian/Pacific Islander	Unknown	0	0
Confirmed	70-79	Asian/Pacific Islander	Unknown	0	0
Probable	70-79	Asian/Pacific Islander	Unknown	0	0
Confirmed	80+	Asian/Pacific Islander	Unknown	0	0
Probable	80+	Asian/Pacific Islander	Unknown	0	0
Confirmed	Unknown	Asian/Pacific Islander	Unknown	0	0
Probable	Unknown	Asian/Pacific Islander	Unknown	0	0
Confirmed	0-9	Black/African American	Unknown	Suppressed	0
Probable	0-9	Black/African American	Unknown	0	0
Confirmed	10-19	Black/African American	Unknown	Suppressed	0
Probable	10-19	Black/African American	Unknown	0	0
Confirmed	20-29	Black/African American	Unknown	Suppressed	0
Probable	20-29	Black/African American	Unknown	0	0
Confirmed	30-39	Black/African American	Unknown	Suppressed	0
Probable	30-39	Black/African American	Unknown	0	0
Confirmed	40-49	Black/African American	Unknown	Suppressed	0
Probable	40-49	Black/African American	Unknown	0	0
Confirmed	50-59	Black/African American	Unknown	Suppressed	0
Probable	50-59	Black/African American	Unknown	0	0
Confirmed	60-69	Black/African American	Unknown	Suppressed	0
Probable	60-69	Black/African American	Unknown	Suppressed	0
Confirmed	70-79	Black/African American	Unknown	Suppressed	0
Probable	70-79	Black/African American	Unknown	0	0
Confirmed	80+	Black/African American	Unknown	Suppressed	0
Probable	80+	Black/African American	Unknown	0	0
Confirmed	Unknown	Black/African American	Unknown	0	0
Probable	Unknown	Black/African American	Unknown	Suppressed	0
Confirmed	0-9	Multiple Races	Unknown	0	0
Probable	0-9	Multiple Races	Unknown	Suppressed	0
Confirmed	10-19	Multiple Races	Unknown	Suppressed	0
Probable	10-19	Multiple Races	Unknown	0	0
Confirmed	20-29	Multiple Races	Unknown	6	0
Probable	20-29	Multiple Races	Unknown	Suppressed	0
Confirmed	30-39	Multiple Races	Unknown	Suppressed	0

Probable	30-39	Multiple Races	Unknown	Suppressed	0
Confirmed	40-49	Multiple Races	Unknown	0	0
Probable	40-49	Multiple Races	Unknown	Suppressed	0
Confirmed	50-59	Multiple Races	Unknown	Suppressed	0
Probable	50-59	Multiple Races	Unknown	Suppressed	0
Confirmed	60-69	Multiple Races	Unknown	Suppressed	0
Probable	60-69	Multiple Races	Unknown	Suppressed	0
Confirmed	70-79	Multiple Races	Unknown	Suppressed	0
Probable	70-79	Multiple Races	Unknown	0	0
Confirmed	80+	Multiple Races	Unknown	0	0
Probable	80+	Multiple Races	Unknown	0	0
Confirmed	Unknown	Multiple Races	Unknown	Suppressed	0
Probable	Unknown	Multiple Races	Unknown	0	0
Confirmed	0-9	Other	Unknown	Suppressed	0
Probable	0-9	Other	Unknown	Suppressed	0
Confirmed	10-19	Other	Unknown	Suppressed	0
Probable	10-19	Other	Unknown	Suppressed	0
Confirmed	20-29	Other	Unknown	Suppressed	0
Probable	20-29	Other	Unknown	0	0
Confirmed	30-39	Other	Unknown	Suppressed	0
Probable	30-39	Other	Unknown	0	0
Confirmed	40-49	Other	Unknown	Suppressed	0
Probable	40-49	Other	Unknown	Suppressed	0
Confirmed	50-59	Other	Unknown	Suppressed	0
Probable	50-59	Other	Unknown	Suppressed	0
Confirmed	60-69	Other	Unknown	Suppressed	0
Probable	60-69	Other	Unknown	0	0
Confirmed	70-79	Other	Unknown	0	0
Probable	70-79	Other	Unknown	0	0
Confirmed	80+	Other	Unknown	0	0
Probable	80+	Other	Unknown	0	0
Confirmed	Unknown	Other	Unknown	Suppressed	0
Probable	Unknown	Other	Unknown	Suppressed	0
Confirmed	0-9	Unknown	Unknown	7	0
Probable	0-9	Unknown	Unknown	13	0
Confirmed	10-19	Unknown	Unknown	10	0
Probable	10-19	Unknown	Unknown	14	0
Confirmed	20-29	Unknown	Unknown	36	0
Probable	20-29	Unknown	Unknown	25	0
Confirmed	30-39	Unknown	Unknown	21	0
Probable	30-39	Unknown	Unknown	24	0
Confirmed	40-49	Unknown	Unknown	32	0
Probable	40-49	Unknown	Unknown	26	0
Confirmed	50-59	Unknown	Unknown	24	0
Probable	50-59	Unknown	Unknown	14	0
Confirmed	60-69	Unknown	Unknown	9	0
Probable	60-69	Unknown	Unknown	14	0
Confirmed	70-79	Unknown	Unknown	Suppressed	0
Probable	70-79	Unknown	Unknown	6	0
Confirmed	80+	Unknown	Unknown	6	0

Probable	80+	Unknown	Unknown	Suppressed	0
Confirmed	Unknown	Unknown	Unknown	Suppressed	0
Probable	Unknown	Unknown	Unknown	395	0
Confirmed	0-9	White	Unknown	0	0
Probable	0-9	White	Unknown	Suppressed	0
Confirmed	10-19	White	Unknown	17	0
Probable	10-19	White	Unknown	Suppressed	0
Confirmed	20-29	White	Unknown	11	0
Probable	20-29	White	Unknown	9	0
Confirmed	30-39	White	Unknown	7	0
Probable	30-39	White	Unknown	Suppressed	0
Confirmed	40-49	White	Unknown	6	0
Probable	40-49	White	Unknown	6	0
Confirmed	50-59	White	Unknown	Suppressed	0
Probable	50-59	White	Unknown	7	0
Confirmed	60-69	White	Unknown	8	0
Probable	60-69	White	Unknown	Suppressed	0
Confirmed	70-79	White	Unknown	Suppressed	0
Probable	70-79	White	Unknown	0	0
Confirmed	80+	White	Unknown	Suppressed	0
Probable	80+	White	Unknown	0	0
Confirmed	Unknown	White	Unknown	0	0
Probable	Unknown	White	Unknown	9	0

# PUBLIC USE DATASETS

## COVID-19 Tests by County

### README

Data includes tests by type (diagnostic, serology or total combined) by county.

Diagnostic tests are used to find current infection and look for genes or proteins from the severe acute respiratory syndrome coronavirus 2 (SARS-CoV-2), the virus that causes COVID-19. These tests, which are performed as nasal swabs, include: Nucleic acid amplification test/real-time polymerase chain reaction (NAAT/RT-PCR) test and rapid virus antigen detection point of care (POC) tests.

Serology tests are used to look for the possibility of previous infection. Serology tests look for antibodies to SARS-CoV-2 in the blood. There are currently two types of serology tests: the enzyme-linked immunosorbent assay (ELISA) test and the rapid antibody detection POC test. Serology tests do not diagnose disease and do not guarantee immunity, but might provide information about previous infection.

Correctional includes state and federal prisons and county and city detention facilities. Testing data represents total tests performed, not individuals tested. A single individual may have more than one test completed.



# COVID-19 TESTS BY COUNTY 2020-09-23

Updated	COUNTY	TestType	Count	RatePerMillion
2020/09/23 14:48:55	Alcona	Diagnostic	2059	197886
2020/09/23 14:48:55	Alcona	Serology	55	5286
2020/09/23 14:48:55	Alcona	Total	2114	203172
2020/09/23 14:48:55	Alger	Diagnostic	1191	130764
2020/09/23 14:48:55	Alger	Serology	66	7246
2020/09/23 14:48:55	Alger	Total	1257	138011
2020/09/23 14:48:55	Allegan	Diagnostic	31425	266131
2020/09/23 14:48:55	Allegan	Serology	964	8164
2020/09/23 14:48:55	Allegan	Total	32389	274295
2020/09/23 14:48:55	Alpena	Serology	161	5668
2020/09/23 14:48:55	Alpena	Diagnostic	2840	99982
2020/09/23 14:48:55	Alpena	Total	3001	105650
2020/09/23 14:48:55	Antrim	Serology	141	6045
2020/09/23 14:48:55	Antrim	Diagnostic	5448	233579
2020/09/23 14:48:55	Antrim	Total	5589	239624
2020/09/23 14:48:55	Arenac	Diagnostic	3891	261439
2020/09/23 14:48:55	Arenac	Serology	153	10280
2020/09/23 14:48:55	Arenac	Total	4044	271719
2020/09/23 14:48:55	Baraga	Diagnostic	2133	259837
2020/09/23 14:48:55	Baraga	Serology	41	4995
2020/09/23 14:48:55	Baraga	Total	2174	264831
2020/09/23 14:48:55	Barry	Diagnostic	16813	273160
2020/09/23 14:48:55	Barry	Serology	718	11665
2020/09/23 14:48:55	Barry	Total	17531	284825
2020/09/23 14:48:55	Bay	Diagnostic	35067	340040
2020/09/23 14:48:55	Bay	Serology	1888	18308
2020/09/23 14:48:55	Bay	Total	36955	358348
2020/09/23 14:48:55	Benzie	Diagnostic	4074	229314
2020/09/23 14:48:55	Benzie	Serology	143	8049
2020/09/23 14:48:55	Benzie	Total	4217	237364
2020/09/23 14:48:55	Berrien	Diagnostic	66083	430786
2020/09/23 14:48:55	Berrien	Serology	2105	13722
2020/09/23 14:48:55	Berrien	Total	68188	444508
2020/09/23 14:48:55	Branch	Diagnostic	9458	217340
2020/09/23 14:48:55	Branch	Serology	154	3539
2020/09/23 14:48:55	Branch	Total	9612	220879
2020/09/23 14:48:55	Calhoun	Diagnostic	51278	382218
2020/09/23 14:48:55	Calhoun	Serology	767	5717
2020/09/23 14:48:55	Calhoun	Total	52045	387935
2020/09/23 14:48:55	Cass	Serology	260	5021
2020/09/23 14:48:55	Cass	Diagnostic	10720	207002
2020/09/23 14:48:55	Cass	Total	10980	212022
2020/09/23 14:48:55	Charlevoix	Serology	386	14765
2020/09/23 14:48:55	Charlevoix	Diagnostic	6622	253299
2020/09/23 14:48:55	Charlevoix	Total	7008	268064
2020/09/23 14:48:55	Cheboygan	Diagnostic	3529	139619
2020/09/23 14:48:55	Cheboygan	Serology	211	8348

2020/09/23 14:48:55	Cheboygan	Total	3740	147966
2020/09/23 14:48:55	Chippewa	Serology	92	2463
2020/09/23 14:48:55	Chippewa	Diagnostic	4923	131811
2020/09/23 14:48:55	Chippewa	Total	5015	134274
2020/09/23 14:48:55	Clare	Diagnostic	4817	155638
2020/09/23 14:48:55	Clare	Serology	286	9241
2020/09/23 14:48:55	Clare	Total	5103	164879
2020/09/23 14:48:55	Clinton	Serology	2546	31987
2020/09/23 14:48:55	Clinton	Diagnostic	17513	220026
2020/09/23 14:48:55	Clinton	Total	20059	252013
2020/09/23 14:48:55	Correctional	Serology	11051	
2020/09/23 14:48:55	Correctional	Diagnostic	92225	
2020/09/23 14:48:55	Correctional	Total	103276	
2020/09/23 14:48:55	Crawford	Diagnostic	2789	198802
2020/09/23 14:48:55	Crawford	Serology	77	5489
2020/09/23 14:48:55	Crawford	Total	2866	204291
2020/09/23 14:48:55	Delta	Serology	238	6651
2020/09/23 14:48:55	Delta	Diagnostic	10664	298010
2020/09/23 14:48:55	Delta	Total	10902	304661
2020/09/23 14:48:55	Detroit City	Serology	14309	22020
2020/09/23 14:48:55	Detroit City	Diagnostic	269616	414919
2020/09/23 14:48:55	Detroit City	Total	283925	436939
2020/09/23 14:48:55	Dickinson	Diagnostic	3919	155276
2020/09/23 14:48:55	Dickinson	Serology	70	2773
2020/09/23 14:48:55	Dickinson	Total	3989	158049
2020/09/23 14:48:55	Eaton	Diagnostic	37189	337260
2020/09/23 14:48:55	Eaton	Serology	3851	34924
2020/09/23 14:48:55	Eaton	Total	41040	372184
2020/09/23 14:48:55	Emmet	Diagnostic	8693	260153
2020/09/23 14:48:55	Emmet	Serology	843	25228
2020/09/23 14:48:55	Emmet	Total	9536	285381
2020/09/23 14:48:55	Genesee	Diagnostic	94889	233824
2020/09/23 14:48:55	Genesee	Serology	11046	27219
2020/09/23 14:48:55	Genesee	Total	105935	261044
2020/09/23 14:48:55	Gladwin	Serology	220	8645
2020/09/23 14:48:55	Gladwin	Diagnostic	5088	199929
2020/09/23 14:48:55	Gladwin	Total	5308	208574
2020/09/23 14:48:55	Gogebic	Diagnostic	7157	512129
2020/09/23 14:48:55	Gogebic	Serology	71	5081
2020/09/23 14:48:55	Gogebic	Total	7228	517209
2020/09/23 14:48:55	Grand Traverse	Diagnostic	23016	247250
2020/09/23 14:48:55	Grand Traverse	Serology	1137	12214
2020/09/23 14:48:55	Grand Traverse	Total	24153	259464
2020/09/23 14:48:55	Gratiot	Diagnostic	16901	415146
2020/09/23 14:48:55	Gratiot	Serology	409	10046
2020/09/23 14:48:55	Gratiot	Total	17310	425192
2020/09/23 14:48:55	Hillsdale	Diagnostic	11303	247846
2020/09/23 14:48:55	Hillsdale	Serology	324	7104
2020/09/23 14:48:55	Hillsdale	Total	11627	254950
2020/09/23 14:48:55	Houghton	Serology	135	3783

2020/09/23 14:48:55	Houghton	Diagnostic	9632	269925
2020/09/23 14:48:55	Houghton	Total	9767	273708
2020/09/23 14:48:55	Huron	Diagnostic	9289	299829
2020/09/23 14:48:55	Huron	Serology	272	8780
2020/09/23 14:48:55	Huron	Total	9561	308609
2020/09/23 14:48:55	Ingham	Diagnostic	106136	362975
2020/09/23 14:48:55	Ingham	Serology	13144	44951
2020/09/23 14:48:55	Ingham	Total	119280	407926
2020/09/23 14:48:55	Ionia	Diagnostic	19317	298576
2020/09/23 14:48:55	Ionia	Serology	1075	16616
2020/09/23 14:48:55	Ionia	Total	20392	315192
2020/09/23 14:48:55	Iosco	Diagnostic	7294	290285
2020/09/23 14:48:55	Iosco	Serology	180	7164
2020/09/23 14:48:55	Iosco	Total	7474	297449
2020/09/23 14:48:55	Iron	Diagnostic	6589	595427
2020/09/23 14:48:55	Iron	Serology	24	2169
2020/09/23 14:48:55	Iron	Total	6613	597596
2020/09/23 14:48:55	Isabella	Diagnostic	12786	182992
2020/09/23 14:48:55	Isabella	Serology	527	7542
2020/09/23 14:48:55	Isabella	Total	13313	190534
2020/09/23 14:48:55	Jackson	Diagnostic	61627	388789
2020/09/23 14:48:55	Jackson	Serology	1559	9835
2020/09/23 14:48:55	Jackson	Total	63186	398625
2020/09/23 14:48:55	Kalamazoo	Diagnostic	78635	296662
2020/09/23 14:48:55	Kalamazoo	Serology	2909	10975
2020/09/23 14:48:55	Kalamazoo	Total	81544	307637
2020/09/23 14:48:55	Kalkaska	Diagnostic	5956	330192
2020/09/23 14:48:55	Kalkaska	Serology	135	7484
2020/09/23 14:48:55	Kalkaska	Total	6091	337676
2020/09/23 14:48:55	Kent	Serology	15953	24283
2020/09/23 14:48:55	Kent	Diagnostic	244791	372615
2020/09/23 14:48:55	Kent	Total	260744	396898
2020/09/23 14:48:55	Keweenaw	Diagnostic	549	259452
2020/09/23 14:48:55	Keweenaw	Serology	16	7561
2020/09/23 14:48:55	Keweenaw	Total	565	267013
2020/09/23 14:48:55	Lake	Diagnostic	3492	294609
2020/09/23 14:48:55	Lake	Serology	111	9365
2020/09/23 14:48:55	Lake	Total	3603	303974
2020/09/23 14:48:55	Lapeer	Serology	1631	18617
2020/09/23 14:48:55	Lapeer	Diagnostic	17243	196822
2020/09/23 14:48:55	Lapeer	Total	18874	215439
2020/09/23 14:48:55	Leelanau	Diagnostic	3927	180460
2020/09/23 14:48:55	Leelanau	Serology	164	7536
2020/09/23 14:48:55	Leelanau	Total	4091	187997
2020/09/23 14:48:55	Lenawee	Serology	894	9081
2020/09/23 14:48:55	Lenawee	Diagnostic	24177	245574
2020/09/23 14:48:55	Lenawee	Total	25071	254655
2020/09/23 14:48:55	Livingston	Serology	4486	23365
2020/09/23 14:48:55	Livingston	Diagnostic	54214	282372
2020/09/23 14:48:55	Livingston	Total	58700	305737

2020/09/23 14:48:55	Luce	Diagnostic	1399	224595
2020/09/23 14:48:55	Luce	Serology	33	5298
2020/09/23 14:48:55	Luce	Total	1432	229892
2020/09/23 14:48:55	Mackinac	Diagnostic	2118	196129
2020/09/23 14:48:55	Mackinac	Serology	51	4723
2020/09/23 14:48:55	Mackinac	Total	2169	200852
2020/09/23 14:48:55	Macomb	Serology	28661	32794
2020/09/23 14:48:55	Macomb	Diagnostic	232788	266356
2020/09/23 14:48:55	Macomb	Total	261449	299150
2020/09/23 14:48:55	Manistee	Diagnostic	4657	189633
2020/09/23 14:48:55	Manistee	Serology	231	9406
2020/09/23 14:48:55	Manistee	Total	4888	199039
2020/09/23 14:48:55	Marquette	Diagnostic	31318	469542
2020/09/23 14:48:55	Marquette	Serology	936	14033
2020/09/23 14:48:55	Marquette	Total	32254	483575
2020/09/23 14:48:55	Mason	Serology	451	15475
2020/09/23 14:48:55	Mason	Diagnostic	10281	352766
2020/09/23 14:48:55	Mason	Total	10732	368240
2020/09/23 14:48:55	Mecosta	Diagnostic	11631	267669
2020/09/23 14:48:55	Mecosta	Serology	436	10034
2020/09/23 14:48:55	Mecosta	Total	12067	277702
2020/09/23 14:48:55	Menominee	Diagnostic	4956	217559
2020/09/23 14:48:55	Menominee	Serology	43	1888
2020/09/23 14:48:55	Menominee	Total	4999	219447
2020/09/23 14:48:55	Midland	Diagnostic	13162	158281
2020/09/23 14:48:55	Midland	Serology	1557	18724
2020/09/23 14:48:55	Midland	Total	14719	177005
2020/09/23 14:48:55	Missaukee	Diagnostic	2878	190369
2020/09/23 14:48:55	Missaukee	Serology	113	7475
2020/09/23 14:48:55	Missaukee	Total	2991	197844
2020/09/23 14:48:55	Monroe	Diagnostic	36308	241249
2020/09/23 14:48:55	Monroe	Serology	2555	16977
2020/09/23 14:48:55	Monroe	Total	38863	258226
2020/09/23 14:48:55	Montcalm	Serology	1020	15965
2020/09/23 14:48:55	Montcalm	Diagnostic	20566	321907
2020/09/23 14:48:55	Montcalm	Total	21586	337873
2020/09/23 14:48:55	Montmorency	Serology	117	12543
2020/09/23 14:48:55	Montmorency	Diagnostic	1410	151158
2020/09/23 14:48:55	Montmorency	Total	1527	163701
2020/09/23 14:48:55	Muskegon	Diagnostic	62866	362202
2020/09/23 14:48:55	Muskegon	Serology	1362	7847
2020/09/23 14:48:55	Muskegon	Total	64228	370049
2020/09/23 14:48:55	Newaygo	Diagnostic	13833	282421
2020/09/23 14:48:55	Newaygo	Serology	660	13475
2020/09/23 14:48:55	Newaygo	Total	14493	295896
2020/09/23 14:48:55	Oakland	Serology	62872	49994
2020/09/23 14:48:55	Oakland	Diagnostic	369448	293776
2020/09/23 14:48:55	Oakland	Total	432320	343770
2020/09/23 14:48:55	Oceana	Diagnostic	11652	440246
2020/09/23 14:48:55	Oceana	Serology	293	11070

2020/09/23 14:48:55	Oceana	Total	11945	451317
2020/09/23 14:48:55	Ogemaw	Serology	163	7763
2020/09/23 14:48:55	Ogemaw	Diagnostic	4245	202172
2020/09/23 14:48:55	Ogemaw	Total	4408	209935
2020/09/23 14:48:55	Ontonagon	Diagnostic	2595	453671
2020/09/23 14:48:55	Ontonagon	Serology	20	3497
2020/09/23 14:48:55	Ontonagon	Total	2615	457168
2020/09/23 14:48:55	Osceola	Diagnostic	7811	332950
2020/09/23 14:48:55	Osceola	Serology	278	11850
2020/09/23 14:48:55	Osceola	Total	8089	344800
2020/09/23 14:48:55	Oscoda	Diagnostic	1354	164300
2020/09/23 14:48:55	Oscoda	Serology	21	2548
2020/09/23 14:48:55	Oscoda	Total	1375	166849
2020/09/23 14:48:55	Otsego	Diagnostic	4065	164788
2020/09/23 14:48:55	Otsego	Serology	279	11310
2020/09/23 14:48:55	Otsego	Total	4344	176099
2020/09/23 14:48:55	Ottawa	Serology	4769	16342
2020/09/23 14:48:55	Ottawa	Diagnostic	100333	343806
2020/09/23 14:48:55	Ottawa	Total	105102	360148
2020/09/23 14:48:55	Presque Isle	Diagnostic	1818	144377
2020/09/23 14:48:55	Presque Isle	Serology	140	11118
2020/09/23 14:48:55	Presque Isle	Total	1958	155496
2020/09/23 14:48:55	Roscommon	Diagnostic	5615	233773
2020/09/23 14:48:55	Roscommon	Serology	285	11866
2020/09/23 14:48:55	Roscommon	Total	5900	245639
2020/09/23 14:48:55	Saginaw	Diagnostic	76333	400616
2020/09/23 14:48:55	Saginaw	Serology	2100	11021
2020/09/23 14:48:55	Saginaw	Total	78433	411638
2020/09/23 14:48:55	Sanilac	Diagnostic	11932	289823
2020/09/23 14:48:55	Sanilac	Serology	484	11756
2020/09/23 14:48:55	Sanilac	Total	12416	301579
2020/09/23 14:48:55	Schoolcraft	Diagnostic	1608	198666
2020/09/23 14:48:55	Schoolcraft	Serology	41	5065
2020/09/23 14:48:55	Schoolcraft	Total	1649	203731
2020/09/23 14:48:55	Shiawassee	Diagnostic	18991	278779
2020/09/23 14:48:55	Shiawassee	Serology	1502	22049
2020/09/23 14:48:55	Shiawassee	Total	20493	300828
2020/09/23 14:48:55	St Clair	Diagnostic	32984	207280
2020/09/23 14:48:55	St Clair	Serology	4094	25728
2020/09/23 14:48:55	St Clair	Total	37078	233007
2020/09/23 14:48:55	St Joseph	Diagnostic	17451	286251
2020/09/23 14:48:55	St Joseph	Serology	606	9940
2020/09/23 14:48:55	St Joseph	Total	18057	296191
2020/09/23 14:48:55	Tuscola	Diagnostic	19392	371174
2020/09/23 14:48:55	Tuscola	Serology	641	12269
2020/09/23 14:48:55	Tuscola	Total	20033	383443
2020/09/23 14:48:55	Unknown	Diagnostic	227645	
2020/09/23 14:48:55	Unknown	Serology	19848	
2020/09/23 14:48:55	Unknown	Total	247493	
2020/09/23 14:48:55	Van Buren	Diagnostic	27435	362528

2020/09/23 14:48:55	Van Buren	Serology	582	7691
2020/09/23 14:48:55	Van Buren	Total	28017	370218
2020/09/23 14:48:55	Washtenaw	Diagnostic	136546	371452
2020/09/23 14:48:55	Washtenaw	Serology	10256	27900
2020/09/23 14:48:55	Washtenaw	Total	146802	399351
2020/09/23 14:48:55	Wayne	Diagnostic	393733	356703
2020/09/23 14:48:55	Wayne	Serology	41425	37529
2020/09/23 14:48:55	Wayne	Total	435158	394232
2020/09/23 14:48:55	Wexford	Serology	239	7107
2020/09/23 14:48:55	Wexford	Diagnostic	8146	242217
2020/09/23 14:48:55	Wexford	Total	8385	249324

# PUBLIC USE DATASETS

## Diagnostic Tests by Result and County

### README

Data include diagnostic tests for COVID-19 by date and county.

Diagnostic tests are used to find current infection and look for genes or proteins from the severe acute respiratory syndrome coronavirus 2 (SARS-CoV-2), the virus that causes COVID-19. These tests, which are performed as nasal swabs, include: Nucleic acid amplification test/real-time polymerase chain reaction (NAAT/RT-PCR) test and rapid virus antigen detection point of care (POC) tests.

Correctional includes state and federal prisons and county and city detection facilities. Testing data represents total tests performed, not individuals tested. A single individual may have more than one test completed.

The total number of positive tests may exceed the number of confirmed cases due to 1) a single individual may have more than one test performed; 2) MDHHS may receive data on positive tests in advance of a local health department classifying an individual as a confirmed or probable case, and 3) although efforts have been made to deduplicate testing data, some duplication may occur.

# DIAGNOSTIC TESTS BY RESULT AND COUNTY 2020-09-23

MessageDate	COUNTY	Negative	Positive	Total
9/22/2020	Alcona	10	0	10
9/22/2020	Alger	7	0	7
9/22/2020	Allegan	370	4	374
9/22/2020	Alpena	23	1	24
9/22/2020	Antrim	23	0	23
9/22/2020	Arenac	14	1	15
9/22/2020	Baraga	3	0	3
9/22/2020	Barry	138	2	140
9/22/2020	Bay	211	11	222
9/22/2020	Benzie	30	1	31
9/22/2020	Berrien	613	10	623
9/22/2020	Branch	247	7	254
9/22/2020	Calhoun	828	35	863
9/22/2020	Cass	167	12	179
9/22/2020	Charlevoix	115	1	116
9/22/2020	Cheboygan	21	0	21
9/22/2020	Chippewa	37	1	38
9/22/2020	Clare	29	1	30
9/22/2020	Clinton	213	9	222
9/22/2020	Correctional	2730	2	2732
9/22/2020	Crawford	29	1	30
9/22/2020	Delta	127	10	137
9/22/2020	Detroit City	1710	41	1751
9/22/2020	Dickinson	14	0	14
9/22/2020	Eaton	443	13	456
9/22/2020	Emmet	35	0	35
9/22/2020	Genesee	1009	26	1035
9/22/2020	Gladwin	16	0	16
9/22/2020	Gogebic	41	0	41
9/22/2020	Grand Traverse	130	6	136
9/22/2020	Gratiot	190	1	191
9/22/2020	Hillsdale	134	4	138
9/22/2020	Houghton	91	4	95
9/22/2020	Huron	64	0	64
9/22/2020	Ingham	1228	52	1280
9/22/2020	Ionia	179	3	182
9/22/2020	Iosco	41	4	45
9/22/2020	Iron	115	27	142
9/22/2020	Isabella	85	5	90
9/22/2020	Jackson	1012	54	1066
9/22/2020	Kalamazoo	1509	53	1562
9/22/2020	Kalkaska	23	0	23
9/22/2020	Kent	2299	66	2365
9/22/2020	Keweenaw	5	0	5
9/22/2020	Lake	10	0	10
9/22/2020	Lapeer	207	6	213
9/22/2020	Leelanau	18	1	19



9/22/2020	Lenawee	244	4	248
9/22/2020	Livingston	417	6	423
9/22/2020	Luce	9	0	9
9/22/2020	Mackinac	52	1	53
9/22/2020	Macomb	1920	70	1990
9/22/2020	Manistee	20	0	20
9/22/2020	Marquette	129	6	135
9/22/2020	Mason	122	1	123
9/22/2020	Mecosta	143	1	144
9/22/2020	Menominee	18	2	20
9/22/2020	Midland	102	5	107
9/22/2020	Missaukee	31	1	32
9/22/2020	Monroe	349	7	356
9/22/2020	Montcalm	222	7	229
9/22/2020	Montmorency	10	0	10
9/22/2020	Muskegon	647	15	662
9/22/2020	Newaygo	128	7	135
9/22/2020	Oakland	2302	84	2386
9/22/2020	Oceana	114	1	115
9/22/2020	Ogemaw	73	0	73
9/22/2020	Ontonagon	20	0	20
9/22/2020	Osceola	58	0	58
9/22/2020	Oscoda	67	0	67
9/22/2020	Otsego	45	0	45
9/22/2020	Ottawa	1078	30	1108
9/22/2020	Presque Isle	5	0	5
9/22/2020	Roscommon	40	4	44
9/22/2020	Saginaw	380	14	394
9/22/2020	Sanilac	96	0	96
9/22/2020	Schoolcraft	8	0	8
9/22/2020	Shiawassee	390	4	394
9/22/2020	St Clair	240	4	244
9/22/2020	St Joseph	177	3	180
9/22/2020	Tuscola	95	2	97
9/22/2020	Unknown	465	11	476
9/22/2020	Van Buren	452	9	461
9/22/2020	Washtenaw	1308	18	1326
9/22/2020	Wayne	2991	150	3141
9/22/2020	Wexford	76	0	76