



Western Michigan University
ScholarWorks at WMU

Cumulative Michigan COVID-19 Data

Michigan COVID-19 State Data

9-24-2020

2020-09-24_MichiganOverview_COVIDstats

Michigan Department of Health & Human Services

Follow this and additional works at: <https://scholarworks.wmich.edu/michigan-covid-data-state-cumulative>



Part of the Public Health Commons

WMU ScholarWorks Citation

Michigan Department of Health & Human Services, "2020-09-24_MichiganOverview_COVIDstats" (2020).
Cumulative Michigan COVID-19 Data. 181.

<https://scholarworks.wmich.edu/michigan-covid-data-state-cumulative/181>

This Website is brought to you for free and open access
by the Michigan COVID-19 State Data at ScholarWorks at
WMU. It has been accepted for inclusion in Cumulative
Michigan COVID-19 Data by an authorized administrator
of ScholarWorks at WMU. For more information, please
contact wmu-scholarworks@wmich.edu.



Coronavirus

CORONAVIRUS / MICHIGAN DATA

Michigan Data



**DATA ABOUT
PLACES**

LONG TERM CARE FACILITIES

**CORONAVIRUS
SYMPTOMS**

**CUMULATIVE
RECOVERED**

**OUTBREAK
REPORTING**



**SCHOOL-RELATED
OUTBREAK REPORTING**



9/24/2020

Coronavirus - Michigan Data

***Note on deaths (09/24/20):** Regular reviews of death certificate data maintained in Vital Records reporting systems are conducted by MDHHS staff three times per week. As a part of this process, records that identify COVID-19 infection as a contributing factor to death are compared against all laboratory confirmed cases of COVID-19 in the Michigan Disease Surveillance System (MDSS). If a death certificate is matched to a confirmed COVID-19 case and that record in the MDSS does not indicate the individual died, the MDSS record is updated to indicate the death and the appropriate local health department is notified. These matched deaths are then included with mortality information posted to the Michigan Coronavirus website. As a result of the most recent assessment, today's data includes **6** additional deaths identified by this methodology

The State of Michigan is working around the clock to test and treat COVID-19 patients. Below is the most recent data healthcare experts across the state have compiled. It is updated Monday - Saturday.

CURRENT STATUS

DAILY CASES

CUMULATIVE TRENDS

DEMOGRAPHICS

TOTAL TESTING

DIAGNOSTIC TESTING

LEARN MORE

View Cases

View Deaths

View Table

Select Preparedness Region:

All

Select County:

All

This report is provisional and subject to change. City of Detroit and Wayne County are reported separately. MDHHS began tracking probable cases April 5, 2020. FCI indicates federal correctional institute. MDOC indicates Michigan Department of Corrections. Diagnostic tests, including nucleic acid amplification/real-time polymerase chain reaction (NAAT/RT-PCR) and rapid virus antigen detection point of care (POC) tests, look for current infection. Serology (antibody) tests are used to look for the possibility of previous infection.

Source: Michigan Disease Surveillance System (MDSS) and Vital Records.

COVID-19 Cases by County

Confirmed cases include individuals with a positive diagnostic test for COVID-19. Probable cases include individuals with COVID-19 symptoms and an epidemiologic link to confirmed COVID-19, but no diagnostic test.

Cases by County

7-41

42-262

263-1844

1845-20345

20346+

Michigan

Thursday, September 24, 2020

Michigan (Statewide) Case Fatality Rate

5.6%

Current Totals



Case Status	Cases	Deaths
Confirmed	119,597	6,700
Probable	12,740	319
Total	132,337	7,019


Laboratory Testing

Test Type	Tests Performed
Diagnostic	3,498,071
Serology	288,257
Total	3,786,328

Microsoft Power BI

< 1 of 7 >





https://www.michigan.gov/coronavirus/0,9753,7-406-98163_98173---,00.html

2/4

Cases by Hispanic/Latino Ethnicity

Hispanic/Latino Ethnicity	Percentage of Overall Cases by Ethnicity	Percentage of Deceased Cases by Ethnicity
Hispanic/Latino	8%	3%
Non-Hispanic Latino	69%	85%
Unknown	23%	12%

Totals may not add to 100% due to rounding

Cases by Arab Ethnicity

Arab Ethnicity	Percentage of Overall Cases by Ethnicity	Percentage of Deceased Cases by Ethnicity
Arab	5%	2%
Non-Arab	53%	47%
Unknown	42%	51%

Totals may not add to 100% due to rounding

PUBLIC USE DATASETS 9/24/2020

(Downloadable .xlsx files)

Cases and Deaths by County

Cases and Deaths by County by Date

Cases by Demographics Statewide

COVID-19 Tests by County

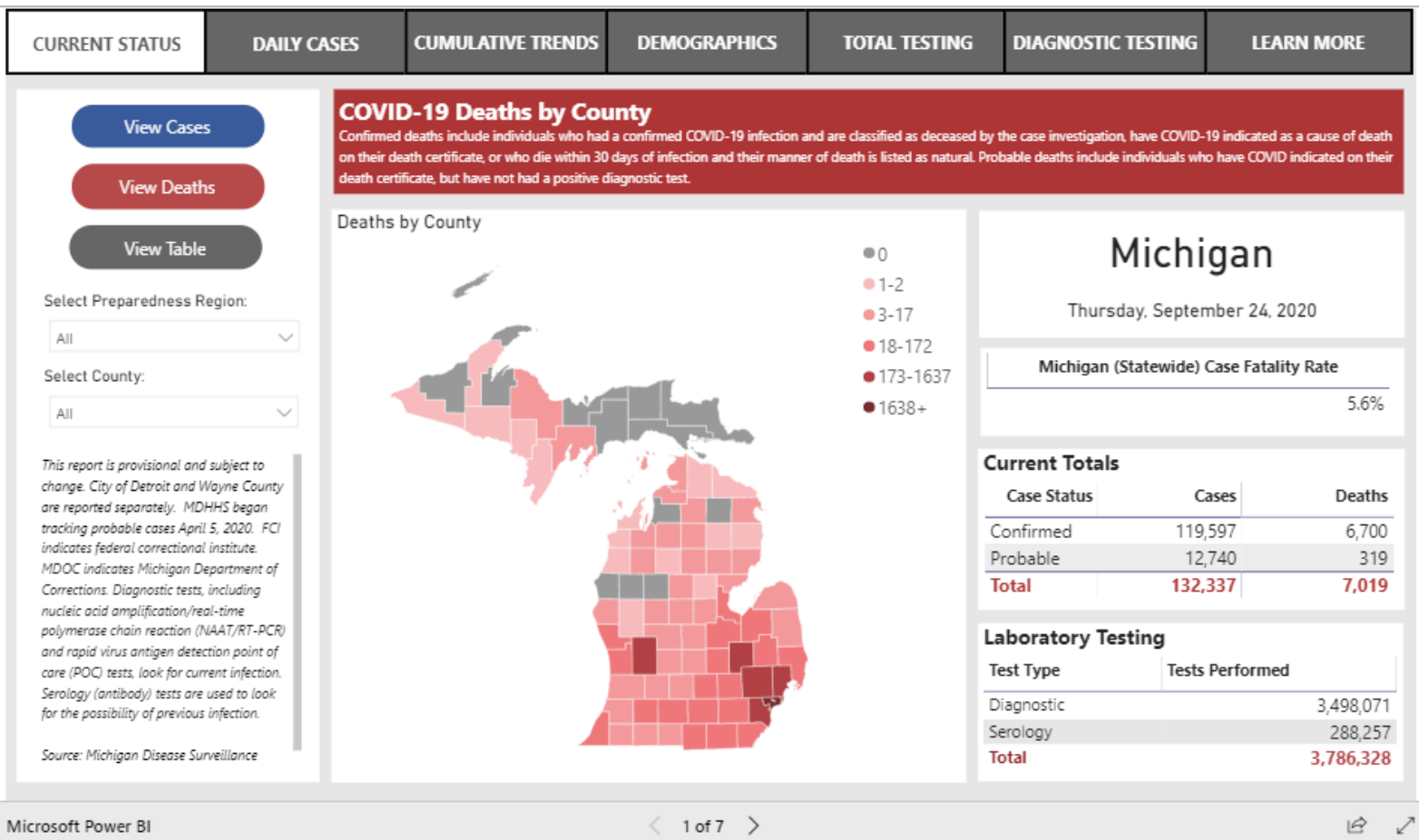
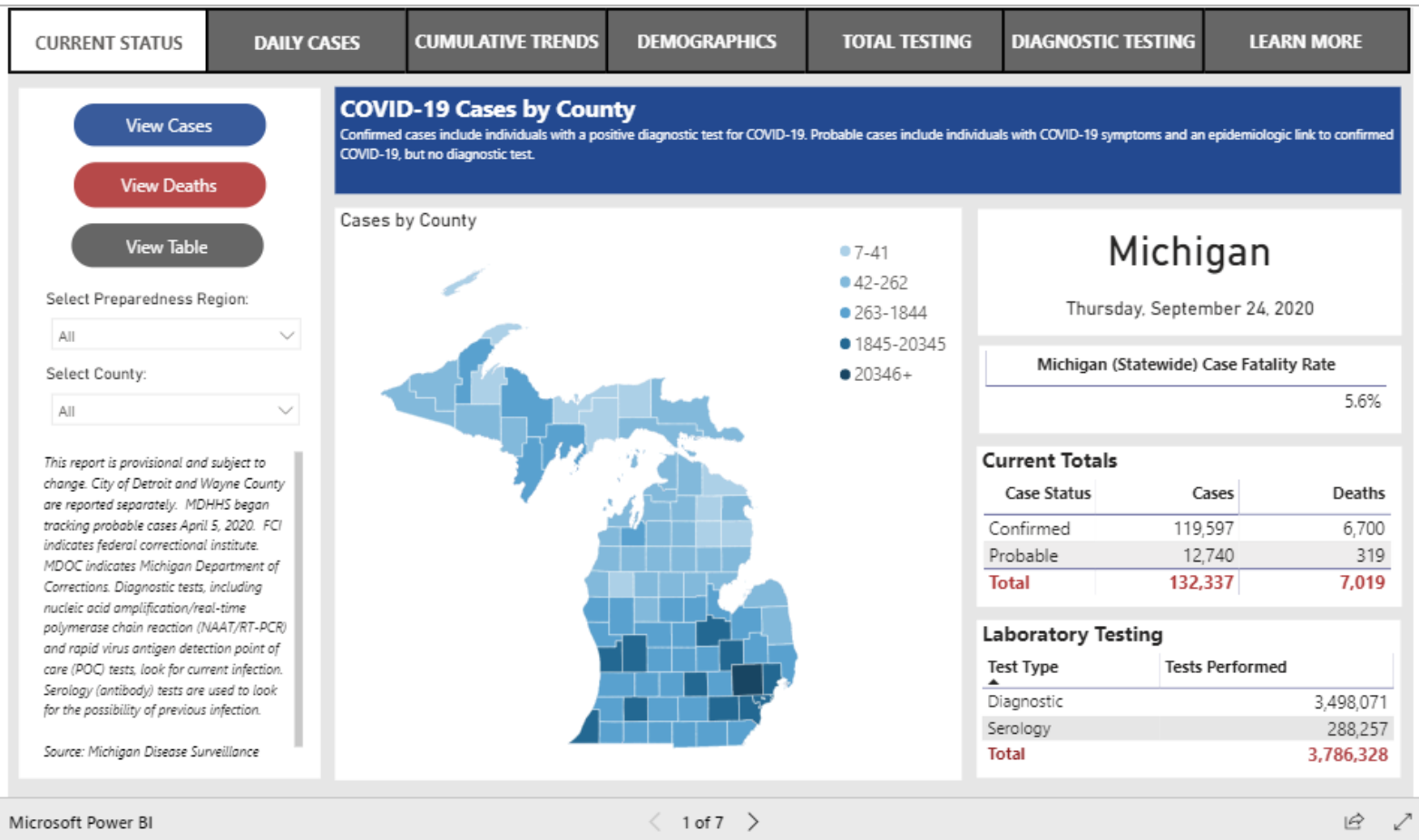
Diagnostic Tests by Result and County

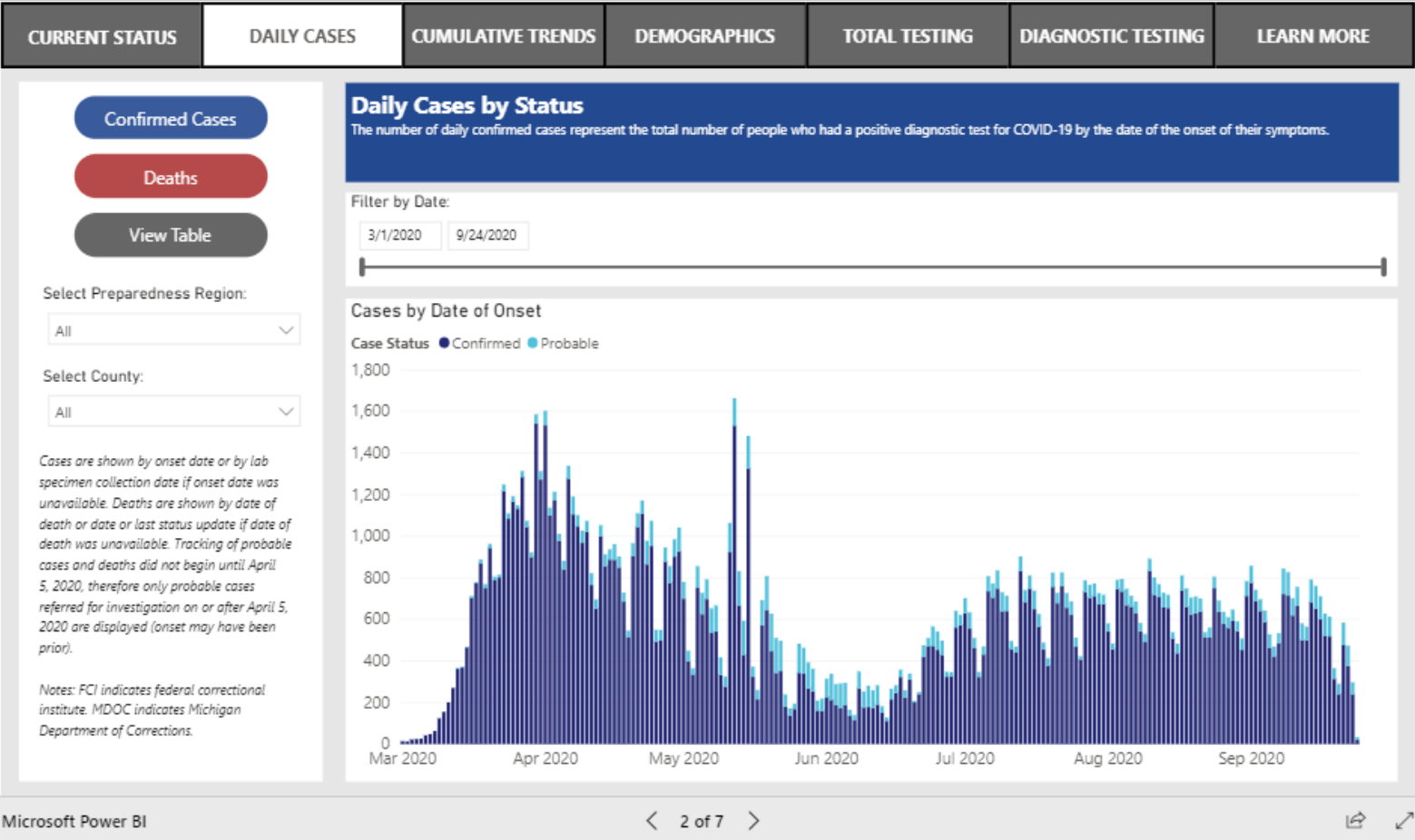
Cumulative Total of Recovered COVID-19 Cases

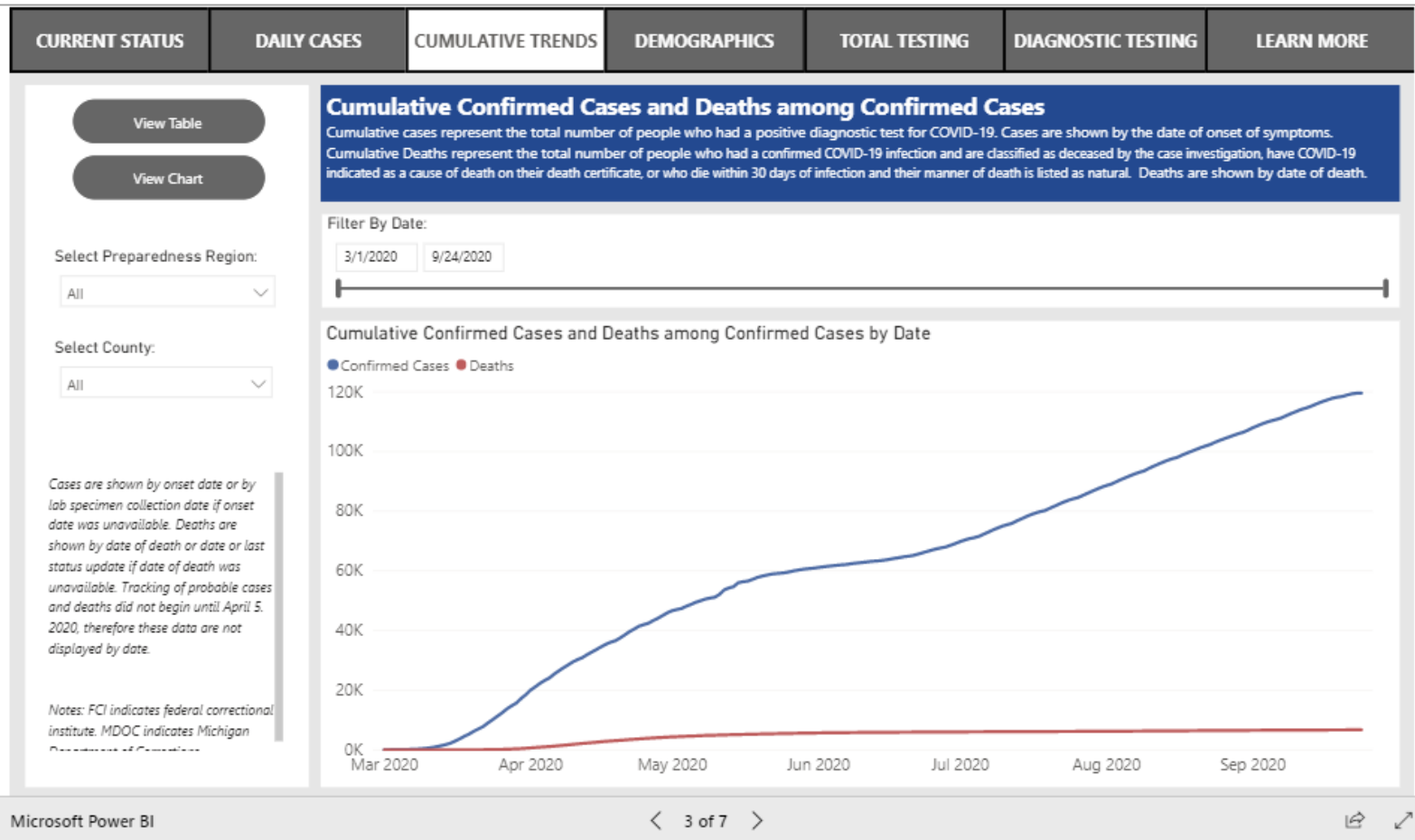
Cumulative Total of Recovered COVID-19 Cases (as of 09/18/2020): 90,216

Note on recovery: During this response, MDHHS is reviewing vital records statistics to identify any laboratory confirmed COVID-19 cases who are 30 days out from their onset of illness to represent recovery status. As the pandemic continues to impact Michigan, this pool will expand to include more cases. Recovered is defined as the number of persons with a confirmed COVID-19 diagnosis who are alive 30 days post-onset (or referral date if onset is not available). The number of persons recovered on September 18, 2020 represents COVID-19 confirmed individuals with an onset date on or prior to August 19, 2020. If an individual dies from a COVID-related cause >30 days from onset/referral, they are removed from the number of persons recovered. These numbers will be updated every Saturday.

Source: Michigan Disease Surveillance System and Vital Records







Cases by Demographic Characteristics

Data are suppressed when the number of cases is five or below to protect the confidentiality of individuals. The sum of the cases for individual categories may be fewer than the total number of cases due to data suppression. Rates are not calculated for multiple races, other, and unknown race categories due to the unavailability of an appropriate denominator.

Cases

Deaths

Select case status:

☐ Confirmed

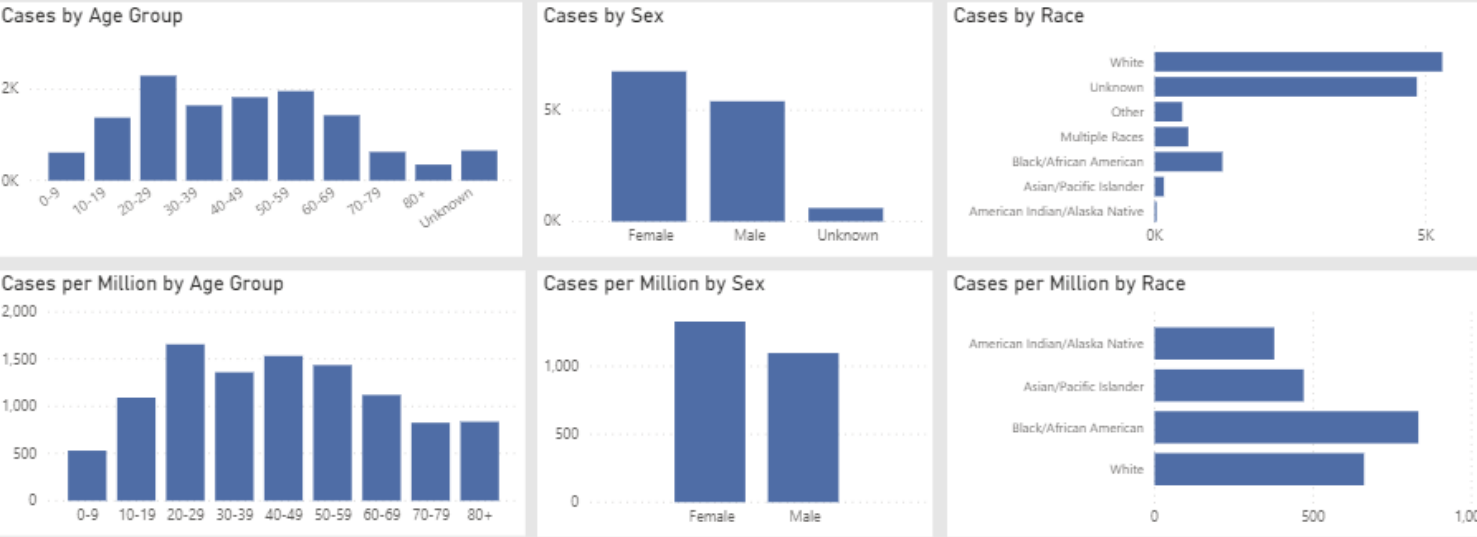
☒ Probable

Select Preparedness Region:

All

Select county:

All



Deaths by Demographic Characteristics

Data are suppressed when the number of deaths is five or below to protect the confidentiality of individuals. The sum of the deaths for individual categories may be fewer than the total number of deaths due to data suppression. Rates are not calculated for multiple races, other, and unknown race categories due to the unavailability of an appropriate denominator.

Cases

Deaths

Select case status:

☒ Confirmed

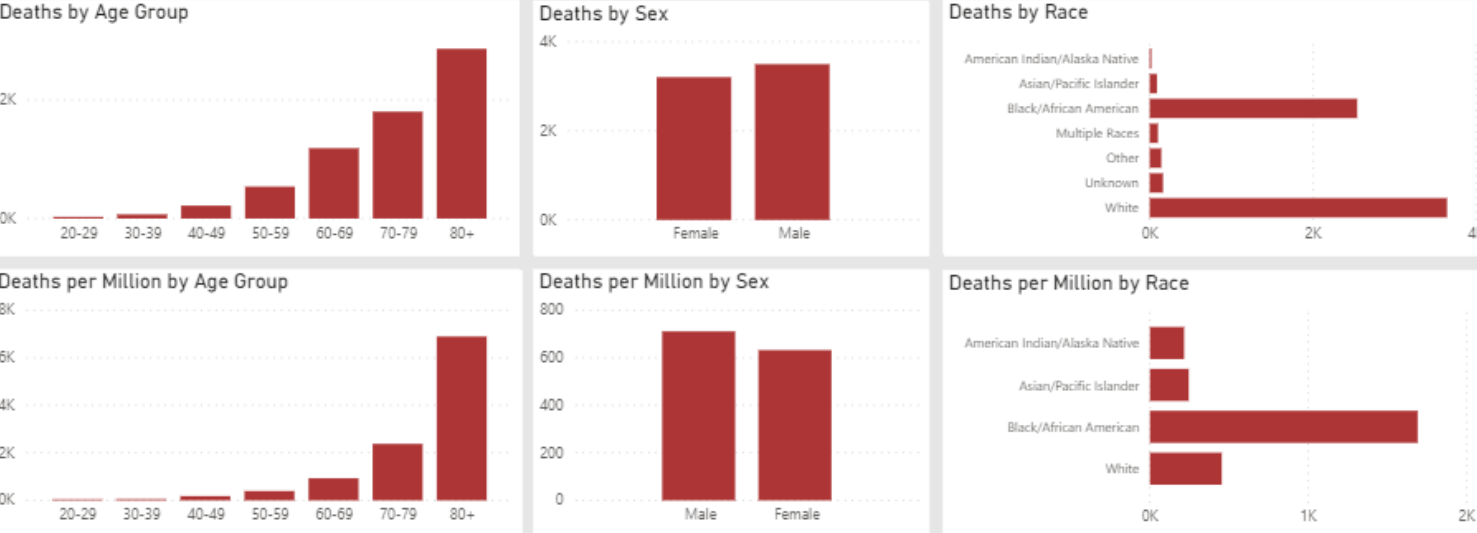
☐ Probable

Select Preparedness Region:

All

Select county:

All



Deaths by Demographic Characteristics

Data are suppressed when the number of deaths is five or below to protect the confidentiality of individuals. The sum of the deaths for individual categories may be fewer than the total number of deaths due to data suppression. Rates are not calculated for multiple races, other, and unknown race categories due to the unavailability of an appropriate denominator.



View Table

View Charts

Select Preparedness Region:

All

Select County:

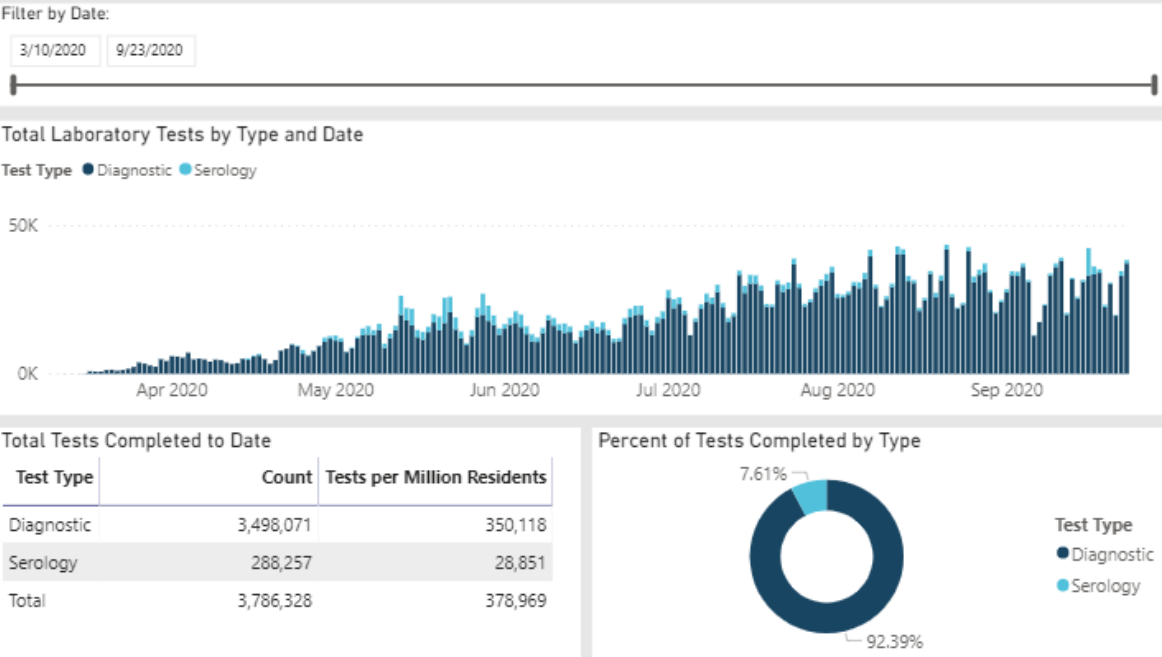
All

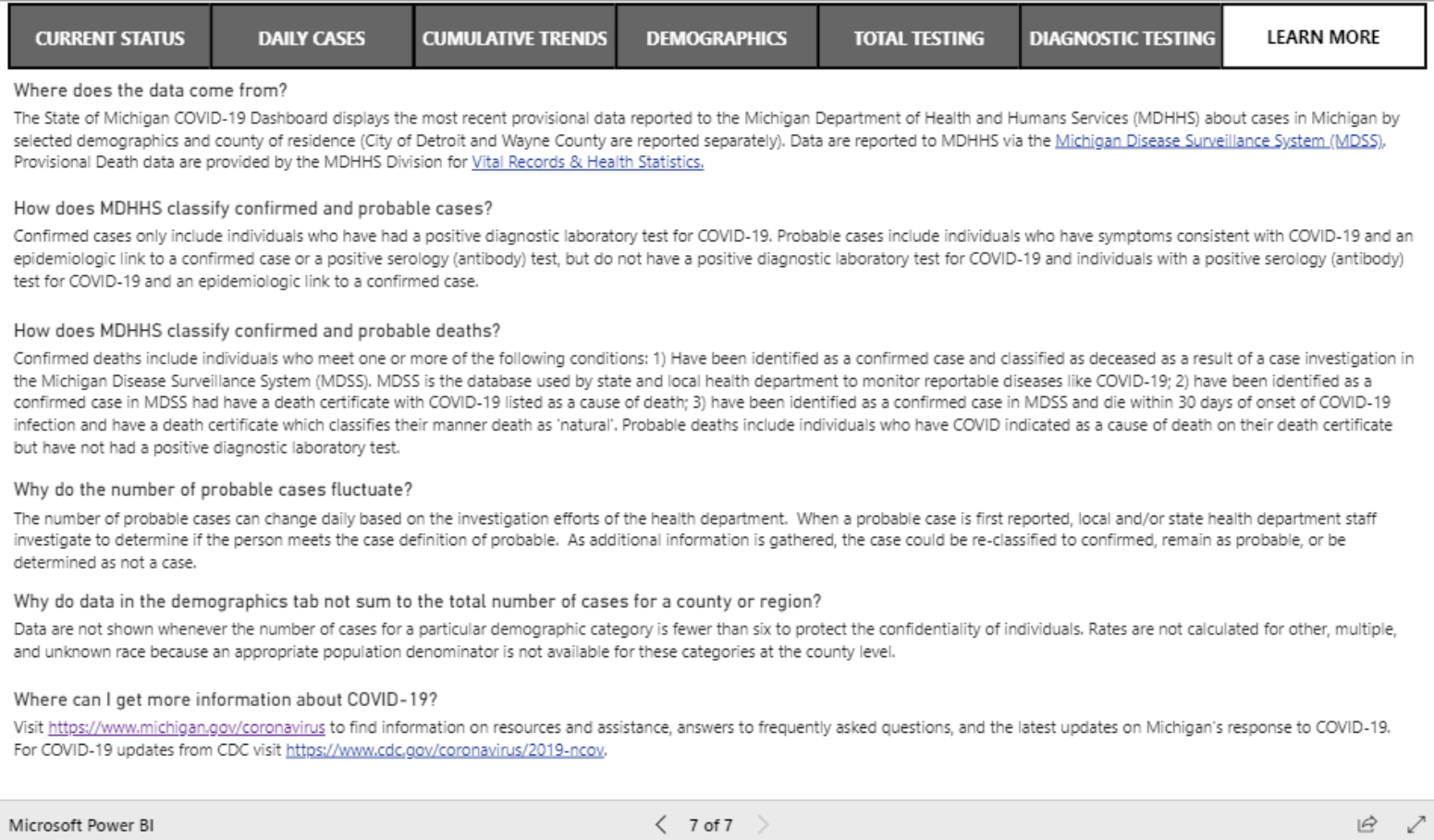
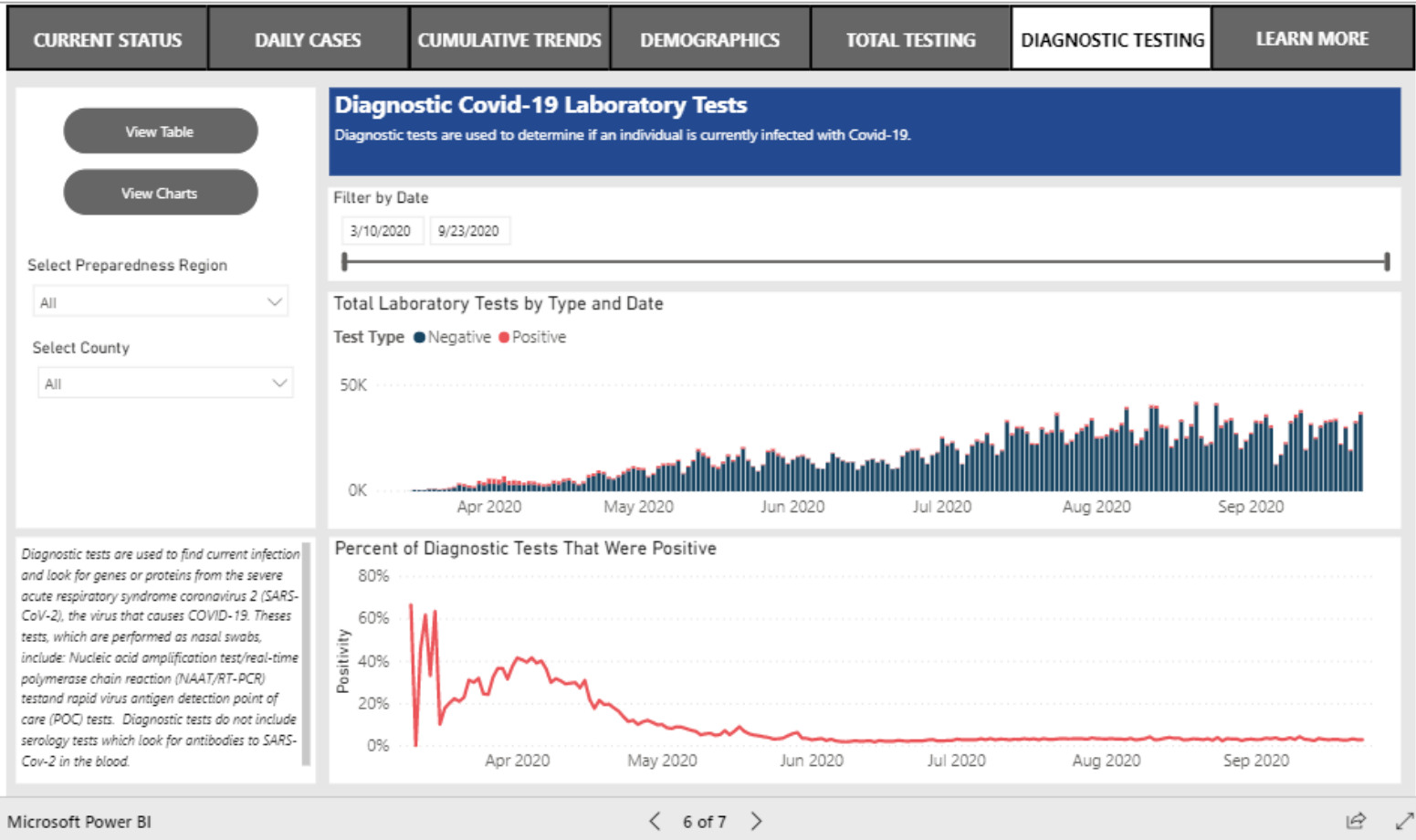
Diagnostic tests are used to find current infection and look for genes or proteins from the severe acute respiratory syndrome coronavirus 2 (SARS-CoV-2), the virus that causes COVID-19. These tests, which are performed as nasal swabs, include: Nucleic acid amplification test/real-time polymerase chain reaction (NAAT/RT-PCR) test and rapid virus antigen detection point of care (POC) tests.

Serology tests are used to look for the possibility of previous infection. Serology tests look for antibodies to SARS-CoV-2 in the blood. There are currently two types of serology tests: the enzyme-linked immunosorbent assay (ELISA) test and the rapid antibody detection POC test. Serology tests do not diagnose disease and do not guarantee immunity, but might provide information about previous infection.

Total Covid-19 Laboratory Tests

Total testing includes both diagnostic tests which are used to determine if an individual currently has COVID-19 and serology testing which is used to determine if a person has antibodies to Covid-19.





PUBLIC USE DATASETS

Cases and Deaths by County

README

Includes total cases and deaths to date by case status (confirmed or probable) and county.

County is based on the county of residence.

Confirmed cases only include individuals who have had a positive diagnostic laboratory test for COVID-19.

Probable cases include individuals who have symptoms consistent with COVID-19 and an epidemiologic link to a confirmed case or a positive serology (antibody) test, but do not have a positive diagnostic laboratory test for COVID-19 and individuals with a positive serology (antibody) test for COVID-19 and an epidemiologic link to a confirmed case.

Confirmed deaths include individuals who meet one or more of the following conditions: 1) Have been identified as a confirmed case and classified as deceased as a result of a case investigation in the Michigan Disease Surveillance System (MDSS). MDSS is the database used by state and local health department to monitor reportable diseases like COVID-19; 2) have been identified as a confirmed case in MDSS had have a death certificate with COVID-19 listed as a cause of death; 3) have been identified as a confirmed case in MDSS and die within 30 days of onset of COVID-19 infection and have a death certificate which classifies their manner death as 'natural'.

Probable deaths include individuals who have COVID indicated as a cause of death on their death certificate but have not had a positive diagnostic laboratory test.

The number of probable cases can change daily based on information obtained through the health department investigation. Probable cases can be re-classified as a confirmed case or determined to not be a case.

CASES AND DEATH BY COUNTY 2020-09-24

Updated	COUNTY	ConfirmedCases	ConfirmedDeaths	ProbableCases	ProbableDeaths
2020/09/24 14:36:36	Alcona	34	2	7	0
2020/09/24 14:36:36	Alger	16	0	1	0
2020/09/24 14:36:36	Allegan	671	7	81	0
2020/09/24 14:36:36	Alpena	126	14	27	0
2020/09/24 14:36:36	Antrim	62	0	8	0
2020/09/24 14:36:36	Arenac	63	3	6	0
2020/09/24 14:36:36	Baraga	17	0	8	0
2020/09/24 14:36:36	Barry	260	3	29	0
2020/09/24 14:36:36	Bay	897	50	95	0
2020/09/24 14:36:36	Benzie	74	2	5	0
2020/09/24 14:36:36	Berrien	1647	73	198	1
2020/09/24 14:36:36	Branch	537	5	61	0
2020/09/24 14:36:36	Calhoun	1140	44	147	1
2020/09/24 14:36:36	Cass	512	16	45	0
2020/09/24 14:36:36	Charlevoix	92	3	12	0
2020/09/24 14:36:36	Cheboygan	73	2	17	0
2020/09/24 14:36:36	Chippewa	50	0	27	0
2020/09/24 14:36:36	Clare	102	4	9	0
2020/09/24 14:36:36	Clinton	579	13	82	0
2020/09/24 14:36:36	Crawford	113	5	10	0
2020/09/24 14:36:36	Delta	300	7	47	0
2020/09/24 14:36:36	Dickinson	120	2	3	0
2020/09/24 14:36:36	Eaton	571	11	68	0
2020/09/24 14:36:36	Emmet	141	4	14	0
2020/09/24 14:36:36	Genesee	3649	283	802	25
2020/09/24 14:36:36	Gladwin	83	2	9	0
2020/09/24 14:36:36	Gogebic	144	1	12	0
2020/09/24 14:36:36	Grand Traverse	419	7	59	0
2020/09/24 14:36:36	Gratiot	227	15	36	0
2020/09/24 14:36:36	Hillsdale	307	26	28	1
2020/09/24 14:36:36	Houghton	336	2	79	0
2020/09/24 14:36:36	Huron	188	5	35	0
2020/09/24 14:36:36	Ingham	3333	47	73	0
2020/09/24 14:36:36	Ionia	318	7	37	0
2020/09/24 14:36:36	Iosco	176	11	37	1
2020/09/24 14:36:36	Iron	121	1	4	0
2020/09/24 14:36:36	Isabella	616	13	74	0
2020/09/24 14:36:36	Jackson	1034	42	24	2
2020/09/24 14:36:36	Kalamazoo	2254	90	509	3
2020/09/24 14:36:36	Kalkaska	69	4	15	0
2020/09/24 14:36:36	Kent	8886	170	781	3
2020/09/24 14:36:36	Keweenaw	7	0	1	0
2020/09/24 14:36:36	Lake	31	0	1	0
2020/09/24 14:36:36	Lapeer	509	35	92	1
2020/09/24 14:36:36	Leelanau	105	1	7	0
2020/09/24 14:36:36	Lenawee	742	18	46	0
2020/09/24 14:36:36	Livingston	1142	29	204	1

2020/09/24 14:36:36	Luce	12	0	1	0
2020/09/24 14:36:36	Mackinac	41	0	16	0
2020/09/24 14:36:36	Macomb	13791	969	536	48
2020/09/24 14:36:36	Manistee	66	2	5	0
2020/09/24 14:36:36	Marquette	293	12	56	0
2020/09/24 14:36:36	Mason	119	0	16	0
2020/09/24 14:36:36	Mecosta	189	3	12	0
2020/09/24 14:36:36	Menominee	313	1	45	0
2020/09/24 14:36:36	Midland	491	11	99	0
2020/09/24 14:36:36	Missaukee	43	1	16	0
2020/09/24 14:36:36	Monroe	1344	27	160	1
2020/09/24 14:36:36	Montcalm	280	5	28	0
2020/09/24 14:36:36	Montmorency	13	0	1	0
2020/09/24 14:36:36	Muskegon	1421	69	64	0
2020/09/24 14:36:36	Newaygo	339	1	15	0
2020/09/24 14:36:36	Oakland	16336	1147	4010	49
2020/09/24 14:36:36	Oceana	488	6	27	0
2020/09/24 14:36:36	Ogemaw	49	5	16	0
2020/09/24 14:36:36	Ontonagon	41	0	1	0
2020/09/24 14:36:36	Osceola	82	0	11	0
2020/09/24 14:36:36	Oscoda	23	1	7	0
2020/09/24 14:36:36	Otsego	151	11	23	0
2020/09/24 14:36:36	Ottawa	3177	61	160	5
2020/09/24 14:36:36	Presque Isle	24	1	2	0
2020/09/24 14:36:36	Roscommon	77	4	17	0
2020/09/24 14:36:36	Saginaw	2700	135	202	4
2020/09/24 14:36:36	Sanilac	140	6	6	1
2020/09/24 14:36:36	Schoolcraft	22	0	2	0
2020/09/24 14:36:36	Shiawassee	473	30	31	1
2020/09/24 14:36:36	St Clair	852	55	140	1
2020/09/24 14:36:36	St Joseph	658	11	100	0
2020/09/24 14:36:36	Tuscola	435	31	67	0
2020/09/24 14:36:36	Van Buren	663	15	86	2
2020/09/24 14:36:36	Washtenaw	3085	115	397	0
2020/09/24 14:36:36	Wayne	18092	1282	1267	50
2020/09/24 14:36:36	Wexford	107	4	16	0
2020/09/24 14:36:36	MDOC	5583	73	8	0
2020/09/24 14:36:36	FCI	190	5	5	0
2020/09/24 14:36:36	Out-of-State	186	1	5	1
2020/09/24 14:36:36	Unknown	1	0	6	0
2020/09/24 14:36:36	Detroit City	14314	1521	1086	117

PUBLIC USE DATASETS

Cases by Demographics Statewide

README

Includes the total number of confirmed and probable cases and confirmed and probable deaths to date by demographic characteristics

Confirmed cases only include individuals who have had a positive diagnostic laboratory test for COVID-19.

Probable cases include individuals who have symptoms consistent with COVID-19 and an epidemiologic link to a confirmed case or a positive serology (antibody) test, but do not have a positive diagnostic laboratory test for COVID-19 and individuals with a positive serology (antibody) test for COVID-19 and an epidemiologic link to a confirmed case.

Confirmed deaths include individuals who meet one or more of the following conditions: 1) Have been identified as a confirmed case and classified as deceased as a result of a case investigation in the Michigan Disease Surveillance System (MDSS). MDSS is the database used by state and local health department to monitor reportable diseases like COVID-19; 2) have been identified as a confirmed case in MDSS had have a death certificate with COVID-19 listed as a cause of death; 3) have been identified as a confirmed case in MDSS and die within 30 days of onset of COVID-19 infection and have a death certificate which classifies their manner death as 'natural'.

Probable deaths include individuals who have COVID indicated as a cause of death on their death certificate but have not had a positive diagnostic laboratory test.

The number of probable cases can change daily based on information obtained through the health department investigation. Probable cases can be re-classified as a confirmed case or determined to not be a case.

Data is suppressed when the number of cases or deaths in a single category is between one and five to protect the confidentiality of individuals.

CASES BY DEMOGRAPHICS STATEWIDE 2020-09-24

CASE_STATUS	AgeCat	RaceCat	SEX	Cases	Deaths
Confirmed	0-9	American Indian/Alaska Native	Female	8	0
Confirmed	10-19	American Indian/Alaska Native	Female	30	0
Confirmed	20-29	American Indian/Alaska Native	Female	57	0
Confirmed	30-39	American Indian/Alaska Native	Female	47	0
Confirmed	40-49	American Indian/Alaska Native	Female	47	0
Confirmed	50-59	American Indian/Alaska Native	Female	50	0
Confirmed	60-69	American Indian/Alaska Native	Female	23	Suppressed
Confirmed	70-79	American Indian/Alaska Native	Female	18	Suppressed
Confirmed	80+	American Indian/Alaska Native	Female	8	Suppressed
Confirmed	Unknown	American Indian/Alaska Native	Female	Suppressed	0
Confirmed	0-9	Asian/Pacific Islander	Female	20	0
Confirmed	10-19	Asian/Pacific Islander	Female	76	0
Confirmed	20-29	Asian/Pacific Islander	Female	221	0
Confirmed	30-39	Asian/Pacific Islander	Female	242	0
Confirmed	40-49	Asian/Pacific Islander	Female	228	0
Confirmed	50-59	Asian/Pacific Islander	Female	200	Suppressed
Confirmed	60-69	Asian/Pacific Islander	Female	114	Suppressed
Confirmed	70-79	Asian/Pacific Islander	Female	53	11
Confirmed	80+	Asian/Pacific Islander	Female	58	23
Confirmed	Unknown	Asian/Pacific Islander	Female	0	0
Confirmed	0-9	Black/African American	Female	190	Suppressed
Confirmed	10-19	Black/African American	Female	505	Suppressed
Confirmed	20-29	Black/African American	Female	2115	Suppressed
Confirmed	30-39	Black/African American	Female	2095	8
Confirmed	40-49	Black/African American	Female	2213	53
Confirmed	50-59	Black/African American	Female	2133	108
Confirmed	60-69	Black/African American	Female	1939	232
Confirmed	70-79	Black/African American	Female	1343	323
Confirmed	80+	Black/African American	Female	1046	434
Confirmed	Unknown	Black/African American	Female	Suppressed	0
Confirmed	0-9	Multiple Races	Female	82	0
Confirmed	10-19	Multiple Races	Female	401	0
Confirmed	20-29	Multiple Races	Female	920	0
Confirmed	30-39	Multiple Races	Female	667	Suppressed
Confirmed	40-49	Multiple Races	Female	760	Suppressed
Confirmed	50-59	Multiple Races	Female	800	Suppressed
Confirmed	60-69	Multiple Races	Female	483	Suppressed
Confirmed	70-79	Multiple Races	Female	235	11
Confirmed	80+	Multiple Races	Female	212	22
Confirmed	Unknown	Multiple Races	Female	Suppressed	0
Confirmed	0-9	Other	Female	153	0
Confirmed	10-19	Other	Female	482	0
Confirmed	20-29	Other	Female	887	0
Confirmed	30-39	Other	Female	639	Suppressed
Confirmed	40-49	Other	Female	612	Suppressed
Confirmed	50-59	Other	Female	430	Suppressed
Confirmed	60-69	Other	Female	280	15

Confirmed	70-79	Other	Female	137	16
Confirmed	80+	Other	Female	117	25
Confirmed	Unknown	Other	Female	0	0
Confirmed	0-9	Unknown	Female	125	0
Confirmed	10-19	Unknown	Female	730	0
Confirmed	20-29	Unknown	Female	1379	0
Confirmed	30-39	Unknown	Female	1094	0
Confirmed	40-49	Unknown	Female	1218	Suppressed
Confirmed	50-59	Unknown	Female	1229	7
Confirmed	60-69	Unknown	Female	903	14
Confirmed	70-79	Unknown	Female	496	20
Confirmed	80+	Unknown	Female	562	32
Confirmed	Unknown	Unknown	Female	27	0
Confirmed	0-9	White	Female	519	0
Confirmed	10-19	White	Female	3315	0
Confirmed	20-29	White	Female	6460	7
Confirmed	30-39	White	Female	3707	10
Confirmed	40-49	White	Female	3847	24
Confirmed	50-59	White	Female	4226	69
Confirmed	60-69	White	Female	3295	182
Confirmed	70-79	White	Female	2389	398
Confirmed	80+	White	Female	3296	1122
Confirmed	Unknown	White	Female	24	0
Confirmed	0-9	American Indian/Alaska Native	Male	10	0
Confirmed	10-19	American Indian/Alaska Native	Male	15	0
Confirmed	20-29	American Indian/Alaska Native	Male	43	0
Confirmed	30-39	American Indian/Alaska Native	Male	44	0
Confirmed	40-49	American Indian/Alaska Native	Male	50	0
Confirmed	50-59	American Indian/Alaska Native	Male	43	Suppressed
Confirmed	60-69	American Indian/Alaska Native	Male	33	6
Confirmed	70-79	American Indian/Alaska Native	Male	18	6
Confirmed	80+	American Indian/Alaska Native	Male	Suppressed	Suppressed
Confirmed	Unknown	American Indian/Alaska Native	Male	0	0
Confirmed	0-9	Asian/Pacific Islander	Male	39	0
Confirmed	10-19	Asian/Pacific Islander	Male	75	0
Confirmed	20-29	Asian/Pacific Islander	Male	231	0
Confirmed	30-39	Asian/Pacific Islander	Male	210	Suppressed
Confirmed	40-49	Asian/Pacific Islander	Male	185	Suppressed
Confirmed	50-59	Asian/Pacific Islander	Male	154	Suppressed
Confirmed	60-69	Asian/Pacific Islander	Male	115	14
Confirmed	70-79	Asian/Pacific Islander	Male	54	15
Confirmed	80+	Asian/Pacific Islander	Male	37	17
Confirmed	Unknown	Asian/Pacific Islander	Male	0	0
Confirmed	0-9	Black/African American	Male	183	0
Confirmed	10-19	Black/African American	Male	519	0
Confirmed	20-29	Black/African American	Male	1652	10
Confirmed	30-39	Black/African American	Male	1731	29
Confirmed	40-49	Black/African American	Male	1929	74
Confirmed	50-59	Black/African American	Male	2253	195
Confirmed	60-69	Black/African American	Male	2094	344

Confirmed	70-79	Black/African American	Male	1309	417
Confirmed	80+	Black/African American	Male	612	307
Confirmed	Unknown	Black/African American	Male	Suppressed	0
Confirmed	0-9	Multiple Races	Male	104	Suppressed
Confirmed	10-19	Multiple Races	Male	369	0
Confirmed	20-29	Multiple Races	Male	693	0
Confirmed	30-39	Multiple Races	Male	527	Suppressed
Confirmed	40-49	Multiple Races	Male	571	Suppressed
Confirmed	50-59	Multiple Races	Male	591	Suppressed
Confirmed	60-69	Multiple Races	Male	419	20
Confirmed	70-79	Multiple Races	Male	206	14
Confirmed	80+	Multiple Races	Male	89	17
Confirmed	Unknown	Multiple Races	Male	Suppressed	0
Confirmed	0-9	Other	Male	178	0
Confirmed	10-19	Other	Male	512	0
Confirmed	20-29	Other	Male	993	Suppressed
Confirmed	30-39	Other	Male	764	Suppressed
Confirmed	40-49	Other	Male	662	7
Confirmed	50-59	Other	Male	481	8
Confirmed	60-69	Other	Male	304	26
Confirmed	70-79	Other	Male	151	20
Confirmed	80+	Other	Male	63	14
Confirmed	Unknown	Other	Male	Suppressed	0
Confirmed	0-9	Unknown	Male	155	0
Confirmed	10-19	Unknown	Male	755	0
Confirmed	20-29	Unknown	Male	1476	0
Confirmed	30-39	Unknown	Male	1259	Suppressed
Confirmed	40-49	Unknown	Male	1272	10
Confirmed	50-59	Unknown	Male	1318	8
Confirmed	60-69	Unknown	Male	934	16
Confirmed	70-79	Unknown	Male	445	23
Confirmed	80+	Unknown	Male	267	28
Confirmed	Unknown	Unknown	Male	23	0
Confirmed	0-9	White	Male	622	0
Confirmed	10-19	White	Male	2773	0
Confirmed	20-29	White	Male	5380	6
Confirmed	30-39	White	Male	3566	14
Confirmed	40-49	White	Male	3511	38
Confirmed	50-59	White	Male	4213	127
Confirmed	60-69	White	Male	3549	308
Confirmed	70-79	White	Male	2388	524
Confirmed	80+	White	Male	1858	814
Confirmed	Unknown	White	Male	16	0
Confirmed	0-9	American Indian/Alaska Native	Unknown	0	0
Confirmed	10-19	American Indian/Alaska Native	Unknown	0	0
Confirmed	20-29	American Indian/Alaska Native	Unknown	0	0
Confirmed	30-39	American Indian/Alaska Native	Unknown	0	0
Confirmed	40-49	American Indian/Alaska Native	Unknown	0	0
Confirmed	50-59	American Indian/Alaska Native	Unknown	0	0
Confirmed	60-69	American Indian/Alaska Native	Unknown	0	0

Confirmed	70-79	American Indian/Alaska Native	Unknown	0	0
Confirmed	80+	American Indian/Alaska Native	Unknown	0	0
Confirmed	Unknown	American Indian/Alaska Native	Unknown	0	0
Confirmed	0-9	Asian/Pacific Islander	Unknown	0	0
Confirmed	10-19	Asian/Pacific Islander	Unknown	0	0
Confirmed	20-29	Asian/Pacific Islander	Unknown	0	0
Confirmed	30-39	Asian/Pacific Islander	Unknown	Suppressed	0
Confirmed	40-49	Asian/Pacific Islander	Unknown	0	0
Confirmed	50-59	Asian/Pacific Islander	Unknown	0	0
Confirmed	60-69	Asian/Pacific Islander	Unknown	0	0
Confirmed	70-79	Asian/Pacific Islander	Unknown	0	0
Confirmed	80+	Asian/Pacific Islander	Unknown	0	0
Confirmed	Unknown	Asian/Pacific Islander	Unknown	0	0
Confirmed	0-9	Black/African American	Unknown	Suppressed	0
Confirmed	10-19	Black/African American	Unknown	Suppressed	0
Confirmed	20-29	Black/African American	Unknown	Suppressed	0
Confirmed	30-39	Black/African American	Unknown	Suppressed	0
Confirmed	40-49	Black/African American	Unknown	Suppressed	0
Confirmed	50-59	Black/African American	Unknown	Suppressed	0
Confirmed	60-69	Black/African American	Unknown	Suppressed	0
Confirmed	70-79	Black/African American	Unknown	Suppressed	0
Confirmed	80+	Black/African American	Unknown	Suppressed	0
Confirmed	Unknown	Black/African American	Unknown	0	0
Confirmed	0-9	Multiple Races	Unknown	0	0
Confirmed	10-19	Multiple Races	Unknown	6	0
Confirmed	20-29	Multiple Races	Unknown	7	0
Confirmed	30-39	Multiple Races	Unknown	Suppressed	0
Confirmed	40-49	Multiple Races	Unknown	0	0
Confirmed	50-59	Multiple Races	Unknown	Suppressed	0
Confirmed	60-69	Multiple Races	Unknown	Suppressed	0
Confirmed	70-79	Multiple Races	Unknown	Suppressed	0
Confirmed	80+	Multiple Races	Unknown	0	0
Confirmed	Unknown	Multiple Races	Unknown	Suppressed	0
Confirmed	0-9	Other	Unknown	Suppressed	0
Confirmed	10-19	Other	Unknown	Suppressed	0
Confirmed	20-29	Other	Unknown	Suppressed	0
Confirmed	30-39	Other	Unknown	Suppressed	0
Confirmed	40-49	Other	Unknown	Suppressed	0
Confirmed	50-59	Other	Unknown	Suppressed	0
Confirmed	60-69	Other	Unknown	Suppressed	0
Confirmed	70-79	Other	Unknown	0	0
Confirmed	80+	Other	Unknown	0	0
Confirmed	Unknown	Other	Unknown	Suppressed	0
Confirmed	0-9	Unknown	Unknown	7	0
Confirmed	10-19	Unknown	Unknown	9	0
Confirmed	20-29	Unknown	Unknown	35	0
Confirmed	30-39	Unknown	Unknown	20	0
Confirmed	40-49	Unknown	Unknown	32	0
Confirmed	50-59	Unknown	Unknown	24	0
Confirmed	60-69	Unknown	Unknown	8	0

Confirmed	70-79	Unknown	Unknown	Suppressed	0
Confirmed	80+	Unknown	Unknown	6	0
Confirmed	Unknown	Unknown	Unknown	6	0
Confirmed	0-9	White	Unknown	Suppressed	0
Confirmed	10-19	White	Unknown	17	0
Confirmed	20-29	White	Unknown	12	0
Confirmed	30-39	White	Unknown	7	0
Confirmed	40-49	White	Unknown	6	0
Confirmed	50-59	White	Unknown	Suppressed	0
Confirmed	60-69	White	Unknown	9	0
Confirmed	70-79	White	Unknown	Suppressed	0
Confirmed	80+	White	Unknown	Suppressed	0
Confirmed	Unknown	White	Unknown	0	0
Probable	0-9	American Indian/Alaska Native	Female	Suppressed	0
Probable	10-19	American Indian/Alaska Native	Female	0	0
Probable	20-29	American Indian/Alaska Native	Female	7	0
Probable	30-39	American Indian/Alaska Native	Female	Suppressed	0
Probable	40-49	American Indian/Alaska Native	Female	Suppressed	0
Probable	50-59	American Indian/Alaska Native	Female	Suppressed	0
Probable	60-69	American Indian/Alaska Native	Female	Suppressed	0
Probable	70-79	American Indian/Alaska Native	Female	Suppressed	0
Probable	80+	American Indian/Alaska Native	Female	0	0
Probable	Unknown	American Indian/Alaska Native	Female	0	0
Probable	0-9	Asian/Pacific Islander	Female	9	0
Probable	10-19	Asian/Pacific Islander	Female	11	0
Probable	20-29	Asian/Pacific Islander	Female	23	0
Probable	30-39	Asian/Pacific Islander	Female	17	0
Probable	40-49	Asian/Pacific Islander	Female	10	0
Probable	50-59	Asian/Pacific Islander	Female	15	0
Probable	60-69	Asian/Pacific Islander	Female	Suppressed	0
Probable	70-79	Asian/Pacific Islander	Female	Suppressed	0
Probable	80+	Asian/Pacific Islander	Female	0	0
Probable	Unknown	Asian/Pacific Islander	Female	Suppressed	0
Probable	0-9	Black/African American	Female	23	0
Probable	10-19	Black/African American	Female	43	0
Probable	20-29	Black/African American	Female	118	0
Probable	30-39	Black/African American	Female	98	0
Probable	40-49	Black/African American	Female	127	Suppressed
Probable	50-59	Black/African American	Female	140	8
Probable	60-69	Black/African American	Female	111	12
Probable	70-79	Black/African American	Female	50	12
Probable	80+	Black/African American	Female	35	24
Probable	Unknown	Black/African American	Female	6	0
Probable	0-9	Multiple Races	Female	19	0
Probable	10-19	Multiple Races	Female	38	0
Probable	20-29	Multiple Races	Female	55	0
Probable	30-39	Multiple Races	Female	24	0
Probable	40-49	Multiple Races	Female	57	0
Probable	50-59	Multiple Races	Female	59	0
Probable	60-69	Multiple Races	Female	43	0

Probable	70-79	Multiple Races	Female	11	0
Probable	80+	Multiple Races	Female	6	Suppressed
Probable	Unknown	Multiple Races	Female	12	0
Probable	0-9	Other	Female	21	0
Probable	10-19	Other	Female	43	0
Probable	20-29	Other	Female	52	0
Probable	30-39	Other	Female	43	0
Probable	40-49	Other	Female	38	0
Probable	50-59	Other	Female	25	Suppressed
Probable	60-69	Other	Female	15	Suppressed
Probable	70-79	Other	Female	8	0
Probable	80+	Other	Female	Suppressed	0
Probable	Unknown	Other	Female	Suppressed	0
Probable	0-9	Unknown	Female	40	0
Probable	10-19	Unknown	Female	204	0
Probable	20-29	Unknown	Female	414	0
Probable	30-39	Unknown	Female	312	0
Probable	40-49	Unknown	Female	412	0
Probable	50-59	Unknown	Female	415	0
Probable	60-69	Unknown	Female	340	Suppressed
Probable	70-79	Unknown	Female	136	0
Probable	80+	Unknown	Female	71	Suppressed
Probable	Unknown	Unknown	Female	65	0
Probable	0-9	White	Female	156	0
Probable	10-19	White	Female	356	0
Probable	20-29	White	Female	548	0
Probable	30-39	White	Female	354	0
Probable	40-49	White	Female	420	Suppressed
Probable	50-59	White	Female	462	Suppressed
Probable	60-69	White	Female	288	16
Probable	70-79	White	Female	149	19
Probable	80+	White	Female	103	51
Probable	Unknown	White	Female	56	0
Probable	0-9	American Indian/Alaska Native	Male	0	0
Probable	10-19	American Indian/Alaska Native	Male	Suppressed	0
Probable	20-29	American Indian/Alaska Native	Male	Suppressed	0
Probable	30-39	American Indian/Alaska Native	Male	Suppressed	0
Probable	40-49	American Indian/Alaska Native	Male	Suppressed	0
Probable	50-59	American Indian/Alaska Native	Male	Suppressed	0
Probable	60-69	American Indian/Alaska Native	Male	Suppressed	0
Probable	70-79	American Indian/Alaska Native	Male	0	0
Probable	80+	American Indian/Alaska Native	Male	Suppressed	Suppressed
Probable	Unknown	American Indian/Alaska Native	Male	0	0
Probable	0-9	Asian/Pacific Islander	Male	16	0
Probable	10-19	Asian/Pacific Islander	Male	6	0
Probable	20-29	Asian/Pacific Islander	Male	19	0
Probable	30-39	Asian/Pacific Islander	Male	19	0
Probable	40-49	Asian/Pacific Islander	Male	Suppressed	0
Probable	50-59	Asian/Pacific Islander	Male	8	0
Probable	60-69	Asian/Pacific Islander	Male	Suppressed	0

Probable	70-79	Asian/Pacific Islander	Male	Suppressed	Suppressed
Probable	80+	Asian/Pacific Islander	Male	0	0
Probable	Unknown	Asian/Pacific Islander	Male	0	0
Probable	0-9	Black/African American	Male	34	0
Probable	10-19	Black/African American	Male	43	0
Probable	20-29	Black/African American	Male	66	0
Probable	30-39	Black/African American	Male	56	0
Probable	40-49	Black/African American	Male	55	8
Probable	50-59	Black/African American	Male	87	8
Probable	60-69	Black/African American	Male	86	21
Probable	70-79	Black/African American	Male	45	25
Probable	80+	Black/African American	Male	20	15
Probable	Unknown	Black/African American	Male	Suppressed	0
Probable	0-9	Multiple Races	Male	25	0
Probable	10-19	Multiple Races	Male	35	0
Probable	20-29	Multiple Races	Male	55	0
Probable	30-39	Multiple Races	Male	35	0
Probable	40-49	Multiple Races	Male	47	Suppressed
Probable	50-59	Multiple Races	Male	35	0
Probable	60-69	Multiple Races	Male	23	0
Probable	70-79	Multiple Races	Male	12	0
Probable	80+	Multiple Races	Male	Suppressed	Suppressed
Probable	Unknown	Multiple Races	Male	12	0
Probable	0-9	Other	Male	20	0
Probable	10-19	Other	Male	43	0
Probable	20-29	Other	Male	56	0
Probable	30-39	Other	Male	43	0
Probable	40-49	Other	Male	39	0
Probable	50-59	Other	Male	20	0
Probable	60-69	Other	Male	17	Suppressed
Probable	70-79	Other	Male	7	Suppressed
Probable	80+	Other	Male	Suppressed	0
Probable	Unknown	Other	Male	Suppressed	0
Probable	0-9	Unknown	Male	47	0
Probable	10-19	Unknown	Male	189	0
Probable	20-29	Unknown	Male	336	0
Probable	30-39	Unknown	Male	311	Suppressed
Probable	40-49	Unknown	Male	292	Suppressed
Probable	50-59	Unknown	Male	318	0
Probable	60-69	Unknown	Male	227	Suppressed
Probable	70-79	Unknown	Male	95	Suppressed
Probable	80+	Unknown	Male	37	Suppressed
Probable	Unknown	Unknown	Male	51	0
Probable	0-9	White	Male	180	0
Probable	10-19	White	Male	341	0
Probable	20-29	White	Male	498	Suppressed
Probable	30-39	White	Male	295	Suppressed
Probable	40-49	White	Male	275	Suppressed
Probable	50-59	White	Male	342	6
Probable	60-69	White	Male	245	15

Probable	70-79	White	Male	100	13
Probable	80+	White	Male	67	26
Probable	Unknown	White	Male	30	0
Probable	0-9	American Indian/Alaska Native	Unknown	0	0
Probable	10-19	American Indian/Alaska Native	Unknown	0	0
Probable	20-29	American Indian/Alaska Native	Unknown	Suppressed	0
Probable	30-39	American Indian/Alaska Native	Unknown	0	0
Probable	40-49	American Indian/Alaska Native	Unknown	0	0
Probable	50-59	American Indian/Alaska Native	Unknown	0	0
Probable	60-69	American Indian/Alaska Native	Unknown	0	0
Probable	70-79	American Indian/Alaska Native	Unknown	0	0
Probable	80+	American Indian/Alaska Native	Unknown	0	0
Probable	Unknown	American Indian/Alaska Native	Unknown	0	0
Probable	0-9	Asian/Pacific Islander	Unknown	0	0
Probable	10-19	Asian/Pacific Islander	Unknown	0	0
Probable	20-29	Asian/Pacific Islander	Unknown	Suppressed	0
Probable	30-39	Asian/Pacific Islander	Unknown	0	0
Probable	40-49	Asian/Pacific Islander	Unknown	0	0
Probable	50-59	Asian/Pacific Islander	Unknown	0	0
Probable	60-69	Asian/Pacific Islander	Unknown	0	0
Probable	70-79	Asian/Pacific Islander	Unknown	0	0
Probable	80+	Asian/Pacific Islander	Unknown	0	0
Probable	Unknown	Asian/Pacific Islander	Unknown	0	0
Probable	0-9	Black/African American	Unknown	0	0
Probable	10-19	Black/African American	Unknown	0	0
Probable	20-29	Black/African American	Unknown	0	0
Probable	30-39	Black/African American	Unknown	0	0
Probable	40-49	Black/African American	Unknown	0	0
Probable	50-59	Black/African American	Unknown	0	0
Probable	60-69	Black/African American	Unknown	Suppressed	0
Probable	70-79	Black/African American	Unknown	0	0
Probable	80+	Black/African American	Unknown	0	0
Probable	Unknown	Black/African American	Unknown	Suppressed	0
Probable	0-9	Multiple Races	Unknown	Suppressed	0
Probable	10-19	Multiple Races	Unknown	0	0
Probable	20-29	Multiple Races	Unknown	Suppressed	0
Probable	30-39	Multiple Races	Unknown	Suppressed	0
Probable	40-49	Multiple Races	Unknown	Suppressed	0
Probable	50-59	Multiple Races	Unknown	Suppressed	0
Probable	60-69	Multiple Races	Unknown	Suppressed	0
Probable	70-79	Multiple Races	Unknown	0	0
Probable	80+	Multiple Races	Unknown	0	0
Probable	Unknown	Multiple Races	Unknown	0	0
Probable	0-9	Other	Unknown	Suppressed	0
Probable	10-19	Other	Unknown	Suppressed	0
Probable	20-29	Other	Unknown	0	0
Probable	30-39	Other	Unknown	0	0
Probable	40-49	Other	Unknown	Suppressed	0
Probable	50-59	Other	Unknown	Suppressed	0
Probable	60-69	Other	Unknown	Suppressed	0

Probable	70-79	Other	Unknown	0	0
Probable	80+	Other	Unknown	0	0
Probable	Unknown	Other	Unknown	Suppressed	0
Probable	0-9	Unknown	Unknown	12	0
Probable	10-19	Unknown	Unknown	14	0
Probable	20-29	Unknown	Unknown	24	0
Probable	30-39	Unknown	Unknown	23	0
Probable	40-49	Unknown	Unknown	27	0
Probable	50-59	Unknown	Unknown	14	0
Probable	60-69	Unknown	Unknown	13	0
Probable	70-79	Unknown	Unknown	6	0
Probable	80+	Unknown	Unknown	Suppressed	0
Probable	Unknown	Unknown	Unknown	396	0
Probable	0-9	White	Unknown	Suppressed	0
Probable	10-19	White	Unknown	Suppressed	0
Probable	20-29	White	Unknown	9	0
Probable	30-39	White	Unknown	Suppressed	0
Probable	40-49	White	Unknown	6	0
Probable	50-59	White	Unknown	7	0
Probable	60-69	White	Unknown	Suppressed	0
Probable	70-79	White	Unknown	0	0
Probable	80+	White	Unknown	0	0
Probable	Unknown	White	Unknown	9	0

PUBLIC USE DATASETS

COVID-19 Tests by County

README

Data includes tests by type (diagnostic, serology or total combined) by county.

Diagnostic tests are used to find current infection and look for genes or proteins from the severe acute respiratory syndrome coronavirus 2 (SARS-CoV-2), the virus that causes COVID-19. These tests, which are performed as nasal swabs, include: Nucleic acid amplification test/real-time polymerase chain reaction (NAAT/RT-PCR) test and rapid virus antigen detection point of care (POC) tests.

Serology tests are used to look for the possibility of previous infection. Serology tests look for antibodies to SARS-CoV-2 in the blood. There are currently two types of serology tests: the enzyme-linked immunosorbent assay (ELISA) test and the rapid antibody detection POC test. Serology tests do not diagnose disease and do not guarantee immunity, but might provide information about previous infection.

Correctional includes state and federal prisons and county and city detention facilities. Testing data represents total tests performed, not individuals tested. A single individual may have more than one test completed.

COVID-19 TESTS BY COUNTY 2020-09-24

Updated	COUNTY	TestType	Count	RatePerMillion
2020/09/24 14:36:39	Alcona	Serology	56	5382
2020/09/24 14:36:39	Alcona	Diagnostic	2072	199135
2020/09/24 14:36:39	Alcona	Total	2128	204517
2020/09/24 14:36:39	Alger	Serology	67	7356
2020/09/24 14:36:39	Alger	Diagnostic	1208	132631
2020/09/24 14:36:39	Alger	Total	1275	139987
2020/09/24 14:36:39	Allegan	Diagnostic	31738	268782
2020/09/24 14:36:39	Allegan	Serology	965	8172
2020/09/24 14:36:39	Allegan	Total	32703	276954
2020/09/24 14:36:39	Alpena	Serology	161	5668
2020/09/24 14:36:39	Alpena	Diagnostic	2861	100722
2020/09/24 14:36:39	Alpena	Total	3022	106390
2020/09/24 14:36:39	Antrim	Diagnostic	5493	235508
2020/09/24 14:36:39	Antrim	Serology	143	6131
2020/09/24 14:36:39	Antrim	Total	5636	241640
2020/09/24 14:36:39	Arenac	Diagnostic	3904	262313
2020/09/24 14:36:39	Arenac	Serology	153	10280
2020/09/24 14:36:39	Arenac	Total	4057	272593
2020/09/24 14:36:39	Baraga	Diagnostic	2182	265806
2020/09/24 14:36:39	Baraga	Serology	41	4995
2020/09/24 14:36:39	Baraga	Total	2223	270800
2020/09/24 14:36:39	Barry	Serology	719	11682
2020/09/24 14:36:39	Barry	Diagnostic	17033	276734
2020/09/24 14:36:39	Barry	Total	17752	288416
2020/09/24 14:36:39	Bay	Diagnostic	35426	343522
2020/09/24 14:36:39	Bay	Serology	1891	18337
2020/09/24 14:36:39	Bay	Total	37317	361858
2020/09/24 14:36:39	Benzie	Diagnostic	4110	231341
2020/09/24 14:36:39	Benzie	Serology	143	8049
2020/09/24 14:36:39	Benzie	Total	4253	239390
2020/09/24 14:36:39	Berrien	Diagnostic	66712	434886
2020/09/24 14:36:39	Berrien	Serology	2115	13787
2020/09/24 14:36:39	Berrien	Total	68827	448674
2020/09/24 14:36:39	Branch	Serology	155	3562
2020/09/24 14:36:39	Branch	Diagnostic	9590	220374
2020/09/24 14:36:39	Branch	Total	9745	223935
2020/09/24 14:36:39	Calhoun	Diagnostic	51744	385692
2020/09/24 14:36:39	Calhoun	Serology	771	5747
2020/09/24 14:36:39	Calhoun	Total	52515	391439
2020/09/24 14:36:39	Cass	Serology	261	5040
2020/09/24 14:36:39	Cass	Diagnostic	10893	210342
2020/09/24 14:36:39	Cass	Total	11154	215382
2020/09/24 14:36:39	Charlevoix	Diagnostic	6713	256780
2020/09/24 14:36:39	Charlevoix	Serology	389	14880
2020/09/24 14:36:39	Charlevoix	Total	7102	271660
2020/09/24 14:36:39	Cheboygan	Diagnostic	3561	140885
2020/09/24 14:36:39	Cheboygan	Serology	213	8427

2020/09/24 14:36:39	Cheboygan	Total	3774	149312
2020/09/24 14:36:39	Chippewa	Diagnostic	4963	132882
2020/09/24 14:36:39	Chippewa	Serology	92	2463
2020/09/24 14:36:39	Chippewa	Total	5055	135345
2020/09/24 14:36:39	Clare	Diagnostic	4835	156220
2020/09/24 14:36:39	Clare	Serology	290	9370
2020/09/24 14:36:39	Clare	Total	5125	165590
2020/09/24 14:36:39	Clinton	Diagnostic	17679	222112
2020/09/24 14:36:39	Clinton	Serology	2547	31999
2020/09/24 14:36:39	Clinton	Total	20226	254111
2020/09/24 14:36:39	Correctional	Diagnostic	94781	
2020/09/24 14:36:39	Correctional	Serology	11096	
2020/09/24 14:36:39	Correctional	Total	105877	
2020/09/24 14:36:39	Crawford	Diagnostic	2822	201155
2020/09/24 14:36:39	Crawford	Serology	77	5489
2020/09/24 14:36:39	Crawford	Total	2899	206643
2020/09/24 14:36:39	Delta	Diagnostic	10844	303040
2020/09/24 14:36:39	Delta	Serology	238	6651
2020/09/24 14:36:39	Delta	Total	11082	309691
2020/09/24 14:36:39	Detroit City	Diagnostic	272304	419056
2020/09/24 14:36:39	Detroit City	Serology	14365	22107
2020/09/24 14:36:39	Detroit City	Total	286669	441162
2020/09/24 14:36:39	Dickinson	Serology	70	2773
2020/09/24 14:36:39	Dickinson	Diagnostic	3992	158168
2020/09/24 14:36:39	Dickinson	Total	4062	160941
2020/09/24 14:36:39	Eaton	Serology	3858	34987
2020/09/24 14:36:39	Eaton	Diagnostic	37598	340969
2020/09/24 14:36:39	Eaton	Total	41456	375957
2020/09/24 14:36:39	Emmet	Diagnostic	8760	262158
2020/09/24 14:36:39	Emmet	Serology	845	25288
2020/09/24 14:36:39	Emmet	Total	9605	287446
2020/09/24 14:36:39	Genesee	Serology	11122	27407
2020/09/24 14:36:39	Genesee	Diagnostic	96067	236727
2020/09/24 14:36:39	Genesee	Total	107189	264134
2020/09/24 14:36:39	Gladwin	Serology	220	8645
2020/09/24 14:36:39	Gladwin	Diagnostic	5091	200047
2020/09/24 14:36:39	Gladwin	Total	5311	208692
2020/09/24 14:36:39	Gogebic	Diagnostic	7187	514275
2020/09/24 14:36:39	Gogebic	Serology	76	5438
2020/09/24 14:36:39	Gogebic	Total	7263	519714
2020/09/24 14:36:39	Grand Traverse	Diagnostic	23262	249893
2020/09/24 14:36:39	Grand Traverse	Serology	1139	12236
2020/09/24 14:36:39	Grand Traverse	Total	24401	262128
2020/09/24 14:36:39	Gratiot	Diagnostic	16968	416792
2020/09/24 14:36:39	Gratiot	Serology	410	10071
2020/09/24 14:36:39	Gratiot	Total	17378	426863
2020/09/24 14:36:39	Hillsdale	Diagnostic	11481	251749
2020/09/24 14:36:39	Hillsdale	Serology	326	7148
2020/09/24 14:36:39	Hillsdale	Total	11807	258897
2020/09/24 14:36:39	Houghton	Diagnostic	9939	278528

2020/09/24 14:36:39	Houghton	Serology	136	3811
2020/09/24 14:36:39	Houghton	Total	10075	282339
2020/09/24 14:36:39	Huron	Diagnostic	9380	302766
2020/09/24 14:36:39	Huron	Serology	272	8780
2020/09/24 14:36:39	Huron	Total	9652	311546
2020/09/24 14:36:39	Ingham	Serology	13185	45091
2020/09/24 14:36:39	Ingham	Diagnostic	107107	366295
2020/09/24 14:36:39	Ingham	Total	120292	411387
2020/09/24 14:36:39	Ionia	Diagnostic	19553	302224
2020/09/24 14:36:39	Ionia	Serology	1078	16662
2020/09/24 14:36:39	Ionia	Total	20631	318887
2020/09/24 14:36:39	Iosco	Diagnostic	7315	291121
2020/09/24 14:36:39	Iosco	Serology	180	7164
2020/09/24 14:36:39	Iosco	Total	7495	298285
2020/09/24 14:36:39	Iron	Diagnostic	6629	599042
2020/09/24 14:36:39	Iron	Serology	25	2259
2020/09/24 14:36:39	Iron	Total	6654	601301
2020/09/24 14:36:39	Isabella	Diagnostic	12903	184666
2020/09/24 14:36:39	Isabella	Serology	531	7600
2020/09/24 14:36:39	Isabella	Total	13434	192266
2020/09/24 14:36:39	Jackson	Diagnostic	62419	393786
2020/09/24 14:36:39	Jackson	Serology	1566	9880
2020/09/24 14:36:39	Jackson	Total	63985	403665
2020/09/24 14:36:39	Kalamazoo	Serology	2928	11046
2020/09/24 14:36:39	Kalamazoo	Diagnostic	79707	300706
2020/09/24 14:36:39	Kalamazoo	Total	82635	311753
2020/09/24 14:36:39	Kalkaska	Diagnostic	5989	332021
2020/09/24 14:36:39	Kalkaska	Serology	137	7595
2020/09/24 14:36:39	Kalkaska	Total	6126	339616
2020/09/24 14:36:39	Kent	Serology	16023	24390
2020/09/24 14:36:39	Kent	Diagnostic	247288	376415
2020/09/24 14:36:39	Kent	Total	263311	400805
2020/09/24 14:36:39	Keweenaw	Diagnostic	552	260870
2020/09/24 14:36:39	Keweenaw	Serology	16	7561
2020/09/24 14:36:39	Keweenaw	Total	568	268431
2020/09/24 14:36:39	Lake	Serology	111	9365
2020/09/24 14:36:39	Lake	Diagnostic	3518	296802
2020/09/24 14:36:39	Lake	Total	3629	306167
2020/09/24 14:36:39	Lapeer	Diagnostic	17416	198797
2020/09/24 14:36:39	Lapeer	Serology	1645	18777
2020/09/24 14:36:39	Lapeer	Total	19061	217574
2020/09/24 14:36:39	Leelanau	Diagnostic	3965	182207
2020/09/24 14:36:39	Leelanau	Serology	166	7628
2020/09/24 14:36:39	Leelanau	Total	4131	189835
2020/09/24 14:36:39	Lenawee	Serology	896	9101
2020/09/24 14:36:39	Lenawee	Diagnostic	24578	249647
2020/09/24 14:36:39	Lenawee	Total	25474	258748
2020/09/24 14:36:39	Livingston	Serology	4494	23407
2020/09/24 14:36:39	Livingston	Diagnostic	54971	286315
2020/09/24 14:36:39	Livingston	Total	59465	309722

2020/09/24 14:36:39	Luce	Serology	33	5298
2020/09/24 14:36:39	Luce	Diagnostic	1409	226200
2020/09/24 14:36:39	Luce	Total	1442	231498
2020/09/24 14:36:39	Mackinac	Diagnostic	2141	198259
2020/09/24 14:36:39	Mackinac	Serology	51	4723
2020/09/24 14:36:39	Mackinac	Total	2192	202982
2020/09/24 14:36:39	Macomb	Diagnostic	235124	269029
2020/09/24 14:36:39	Macomb	Serology	28770	32919
2020/09/24 14:36:39	Macomb	Total	263894	301948
2020/09/24 14:36:39	Manistee	Serology	231	9406
2020/09/24 14:36:39	Manistee	Diagnostic	4780	194641
2020/09/24 14:36:39	Manistee	Total	5011	204048
2020/09/24 14:36:39	Marquette	Serology	938	14063
2020/09/24 14:36:39	Marquette	Diagnostic	31722	475599
2020/09/24 14:36:39	Marquette	Total	32660	489663
2020/09/24 14:36:39	Mason	Diagnostic	10370	355819
2020/09/24 14:36:39	Mason	Serology	453	15544
2020/09/24 14:36:39	Mason	Total	10823	371363
2020/09/24 14:36:39	Mecosta	Diagnostic	12008	276345
2020/09/24 14:36:39	Mecosta	Serology	438	10080
2020/09/24 14:36:39	Mecosta	Total	12446	286424
2020/09/24 14:36:39	Menominee	Diagnostic	4979	218569
2020/09/24 14:36:39	Menominee	Serology	43	1888
2020/09/24 14:36:39	Menominee	Total	5022	220457
2020/09/24 14:36:39	Midland	Serology	1558	18736
2020/09/24 14:36:39	Midland	Diagnostic	13222	159002
2020/09/24 14:36:39	Midland	Total	14780	177738
2020/09/24 14:36:39	Missaukee	Diagnostic	2912	192618
2020/09/24 14:36:39	Missaukee	Serology	113	7475
2020/09/24 14:36:39	Missaukee	Total	3025	200093
2020/09/24 14:36:39	Monroe	Serology	2559	17003
2020/09/24 14:36:39	Monroe	Diagnostic	36623	243342
2020/09/24 14:36:39	Monroe	Total	39182	260346
2020/09/24 14:36:39	Montcalm	Diagnostic	20828	326008
2020/09/24 14:36:39	Montcalm	Serology	1023	16012
2020/09/24 14:36:39	Montcalm	Total	21851	342020
2020/09/24 14:36:39	Montmorency	Diagnostic	1432	153516
2020/09/24 14:36:39	Montmorency	Serology	117	12543
2020/09/24 14:36:39	Montmorency	Total	1549	166059
2020/09/24 14:36:39	Muskegon	Serology	1368	7882
2020/09/24 14:36:39	Muskegon	Diagnostic	63189	364063
2020/09/24 14:36:39	Muskegon	Total	64557	371945
2020/09/24 14:36:39	Newaygo	Serology	664	13557
2020/09/24 14:36:39	Newaygo	Diagnostic	14020	286239
2020/09/24 14:36:39	Newaygo	Total	14684	299796
2020/09/24 14:36:39	Oakland	Serology	63147	50213
2020/09/24 14:36:39	Oakland	Diagnostic	374074	297454
2020/09/24 14:36:39	Oakland	Total	437221	347667
2020/09/24 14:36:39	Oceana	Diagnostic	11813	446329
2020/09/24 14:36:39	Oceana	Serology	296	11184

2020/09/24 14:36:39	Oceana	Total	12109	457513
2020/09/24 14:36:39	Ogemaw	Diagnostic	4346	206982
2020/09/24 14:36:39	Ogemaw	Serology	164	7811
2020/09/24 14:36:39	Ogemaw	Total	4510	214793
2020/09/24 14:36:39	Ontonagon	Diagnostic	2612	456643
2020/09/24 14:36:39	Ontonagon	Serology	21	3671
2020/09/24 14:36:39	Ontonagon	Total	2633	460315
2020/09/24 14:36:39	Osceola	Diagnostic	7893	336445
2020/09/24 14:36:39	Osceola	Serology	280	11935
2020/09/24 14:36:39	Osceola	Total	8173	348380
2020/09/24 14:36:39	Oscoda	Diagnostic	1362	165271
2020/09/24 14:36:39	Oscoda	Serology	21	2548
2020/09/24 14:36:39	Oscoda	Total	1383	167819
2020/09/24 14:36:39	Otsego	Diagnostic	4110	166613
2020/09/24 14:36:39	Otsego	Serology	279	11310
2020/09/24 14:36:39	Otsego	Total	4389	177923
2020/09/24 14:36:39	Ottawa	Serology	4789	16410
2020/09/24 14:36:39	Ottawa	Diagnostic	101337	347247
2020/09/24 14:36:39	Ottawa	Total	106126	363657
2020/09/24 14:36:39	Presque Isle	Serology	140	11118
2020/09/24 14:36:39	Presque Isle	Diagnostic	1835	145727
2020/09/24 14:36:39	Presque Isle	Total	1975	156846
2020/09/24 14:36:39	Roscommon	Serology	286	11907
2020/09/24 14:36:39	Roscommon	Diagnostic	5655	235439
2020/09/24 14:36:39	Roscommon	Total	5941	247346
2020/09/24 14:36:39	Saginaw	Diagnostic	76971	403965
2020/09/24 14:36:39	Saginaw	Serology	2114	11095
2020/09/24 14:36:39	Saginaw	Total	79085	415059
2020/09/24 14:36:39	Sanilac	Diagnostic	12033	292276
2020/09/24 14:36:39	Sanilac	Serology	485	11780
2020/09/24 14:36:39	Sanilac	Total	12518	304056
2020/09/24 14:36:39	Schoolcraft	Diagnostic	1615	199531
2020/09/24 14:36:39	Schoolcraft	Serology	41	5065
2020/09/24 14:36:39	Schoolcraft	Total	1656	204596
2020/09/24 14:36:39	Shiawassee	Diagnostic	19264	282787
2020/09/24 14:36:39	Shiawassee	Serology	1509	22151
2020/09/24 14:36:39	Shiawassee	Total	20773	304938
2020/09/24 14:36:39	St Clair	Diagnostic	33249	208945
2020/09/24 14:36:39	St Clair	Serology	4101	25772
2020/09/24 14:36:39	St Clair	Total	37350	234717
2020/09/24 14:36:39	St Joseph	Diagnostic	17547	287826
2020/09/24 14:36:39	St Joseph	Serology	608	9973
2020/09/24 14:36:39	St Joseph	Total	18155	297799
2020/09/24 14:36:39	Tuscola	Serology	644	12327
2020/09/24 14:36:39	Tuscola	Diagnostic	19522	373663
2020/09/24 14:36:39	Tuscola	Total	20166	385989
2020/09/24 14:36:39	Unknown	Serology	19867	
2020/09/24 14:36:39	Unknown	Diagnostic	228391	
2020/09/24 14:36:39	Unknown	Total	248258	
2020/09/24 14:36:39	Van Buren	Diagnostic	27794	367271

2020/09/24 14:36:39	Van Buren	Serology	584	7717
2020/09/24 14:36:39	Van Buren	Total	28378	374988
2020/09/24 14:36:39	Washtenaw	Diagnostic	138178	375891
2020/09/24 14:36:39	Washtenaw	Serology	10288	27987
2020/09/24 14:36:39	Washtenaw	Total	148466	403878
2020/09/24 14:36:39	Wayne	Diagnostic	398391	360923
2020/09/24 14:36:39	Wayne	Serology	41591	37679
2020/09/24 14:36:39	Wayne	Total	439982	398602
2020/09/24 14:36:39	Wexford	Diagnostic	8217	244328
2020/09/24 14:36:39	Wexford	Serology	240	7136
2020/09/24 14:36:39	Wexford	Total	8457	251464

PUBLIC USE DATASETS

Diagnostic Tests by Result and County

README

Data include diagnostic tests for COVID-19 by date and county.

Diagnostic tests are used to find current infection and look for genes or proteins from the severe acute respiratory syndrome coronavirus 2 (SARS-CoV-2), the virus that causes COVID-19. These tests, which are performed as nasal swabs, include: Nucleic acid amplification test/real-time polymerase chain reaction (NAAT/RT-PCR) test and rapid virus antigen detection point of care (POC) tests.

Correctional includes state and federal prisons and county and city detection facilities. Testing data represents total tests performed, not individuals tested. A single individual may have more than one test completed.

The total number of positive tests may exceed the number of confirmed cases due to 1) a single individual may have more than one test performed; 2) MDHHS may receive data on positive tests in advance of a local health department classifying an individual as a confirmed or probable case, and 3) although efforts have been made to deduplicate testing data, some duplication may occur.

DIAGNOSTIC TESTS BY RESULT AND COUNTY 2020-09-24

MessageDate	COUNTY	Negative	Positive	Total
9/23/2020	Alcona	13	0	13
9/23/2020	Alger	12	2	14
9/23/2020	Allegan	319	3	322
9/23/2020	Alpena	25	0	25
9/23/2020	Antrim	40	3	43
9/23/2020	Arenac	33	0	33
9/23/2020	Baraga	47	1	48
9/23/2020	Barry	226	2	228
9/23/2020	Bay	317	3	320
9/23/2020	Benzie	34	1	35
9/23/2020	Berrien	617	9	626
9/23/2020	Branch	127	3	130
9/23/2020	Calhoun	438	23	461
9/23/2020	Cass	156	14	170
9/23/2020	Charlevoix	83	7	90
9/23/2020	Cheboygan	19	0	19
9/23/2020	Chippewa	40	0	40
9/23/2020	Clare	18	0	18
9/23/2020	Clinton	164	3	167
9/23/2020	Correctional	2556	0	2556
9/23/2020	Crawford	25	0	25
9/23/2020	Delta	158	23	181
9/23/2020	Detroit City	2539	54	2593
9/23/2020	Dickinson	71	0	71
9/23/2020	Eaton	394	10	404
9/23/2020	Emmet	61	2	63
9/23/2020	Genesee	1128	53	1181
9/23/2020	Gladwin	15	0	15
9/23/2020	Gogebic	26	0	26
9/23/2020	Grand Traverse	245	4	249
9/23/2020	Gratiot	81	0	81
9/23/2020	Hillsdale	182	3	185
9/23/2020	Houghton	242	58	300
9/23/2020	Huron	85	0	85
9/23/2020	Ingham	917	44	961
9/23/2020	Ionia	228	6	234
9/23/2020	Iosco	42	4	46
9/23/2020	Iron	34	5	39
9/23/2020	Isabella	112	3	115
9/23/2020	Jackson	780	10	790
9/23/2020	Kalamazoo	1045	31	1076
9/23/2020	Kalkaska	31	2	33
9/23/2020	Kent	2375	75	2450
9/23/2020	Keweenaw	3	0	3
9/23/2020	Lake	25	0	25
9/23/2020	Lapeer	157	6	163
9/23/2020	Leelanau	37	0	37

9/23/2020	Lenawee	396	1	397
9/23/2020	Livingston	730	15	745
9/23/2020	Luce	9	1	10
9/23/2020	Mackinac	21	1	22
9/23/2020	Macomb	2168	107	2275
9/23/2020	Manistee	116	0	116
9/23/2020	Marquette	393	3	396
9/23/2020	Mason	88	0	88
9/23/2020	Mecosta	374	1	375
9/23/2020	Menominee	18	3	21
9/23/2020	Midland	51	6	57
9/23/2020	Missaukee	29	0	29
9/23/2020	Monroe	299	14	313
9/23/2020	Montcalm	258	2	260
9/23/2020	Montmorency	17	1	18
9/23/2020	Muskegon	311	7	318
9/23/2020	Newaygo	174	11	185
9/23/2020	Oakland	4203	127	4330
9/23/2020	Oceana	158	0	158
9/23/2020	Ogemaw	47	2	49
9/23/2020	Ontonagon	17	0	17
9/23/2020	Osceola	73	0	73
9/23/2020	Oscoda	8	0	8
9/23/2020	Otsego	44	0	44
9/23/2020	Ottawa	952	43	995
9/23/2020	Presque Isle	13	0	13
9/23/2020	Roscommon	36	1	37
9/23/2020	Saginaw	592	11	603
9/23/2020	Sanilac	90	0	90
9/23/2020	Schoolcraft	7	1	8
9/23/2020	Shiawassee	261	10	271
9/23/2020	St Clair	249	6	255
9/23/2020	St Joseph	91	1	92
9/23/2020	Tuscola	141	4	145
9/23/2020	Unknown	1330	23	1353
9/23/2020	Van Buren	330	6	336
9/23/2020	Washtenaw	1515	20	1535
9/23/2020	Wayne	4229	223	4452
9/23/2020	Wexford	69	1	70