



Western Michigan University  
ScholarWorks at WMU

---

Cumulative Michigan COVID-19 Data

Michigan COVID-19 State Data

---

9-25-2020

## 2020-09-25\_MichiganOverview\_COVIDstats

Michigan Department of Health & Human Services

Follow this and additional works at: <https://scholarworks.wmich.edu/michigan-covid-data-state-cumulative>



Part of the Public Health Commons

---

### WMU ScholarWorks Citation

Michigan Department of Health & Human Services, "2020-09-25\_MichiganOverview\_COVIDstats" (2020).  
*Cumulative Michigan COVID-19 Data*. 180.

<https://scholarworks.wmich.edu/michigan-covid-data-state-cumulative/180>

This Website is brought to you for free and open access  
by the Michigan COVID-19 State Data at ScholarWorks at  
WMU. It has been accepted for inclusion in Cumulative  
Michigan COVID-19 Data by an authorized administrator  
of ScholarWorks at WMU. For more information, please  
contact [wmu-scholarworks@wmich.edu](mailto:wmu-scholarworks@wmich.edu).





# Michigan Data

DATA ABOUT  
PLACES

LONG TERM CARE FACILITIES

CORONAVIRUS  
SYMPTOMS

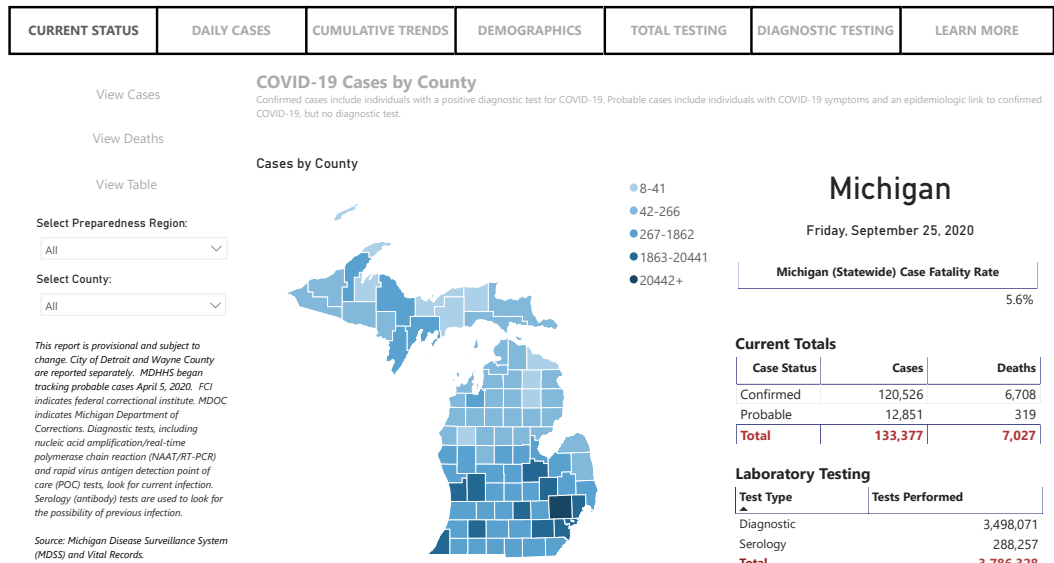
CUMULATIVE  
RECOVERED

OUTBREAK  
REPORTING



SCHOOL-RELATED  
OUTBREAK REPORTING





***Totals may not add to 100% due to rounding***

### Cases by Arab Ethnicity

Arab Ethnicity	Percentage of Overall Cases by Ethnicity	Percentage of Deceased Cases by Ethnicity
Arab	5%	2%
Non-Arab	53%	47%
Unknown	42%	51%

***Totals may not add to 100% due to rounding***

PUBLIC USE DATASETS 9/25/2020

(Downloadable .xlsx files)

Cases and Deaths by County

Cases and Deaths by County by Date

Cases by Demographics Statewide

COVID-19 Tests by County

Diagnostic Tests by Result and County

## Cumulative Total of Recovered COVID-19 Cases

Cumulative Total of Recovered COVID-19 Cases (as of 09/18/2020): **90,216**

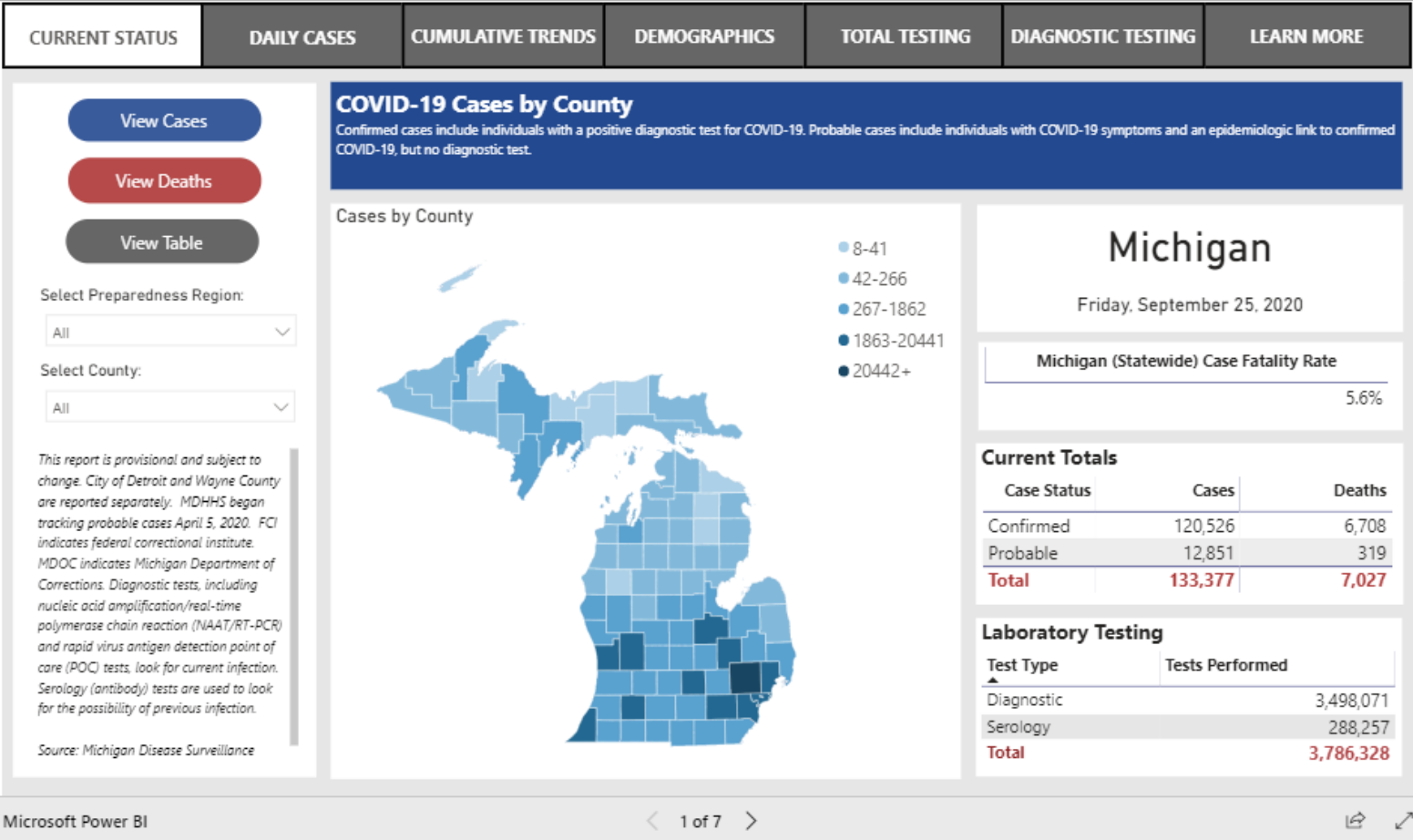
**Note on recovery:** During this response, MDHHS is reviewing vital records statistics to identify any laboratory confirmed COVID-19 cases who are 30 days out from their onset of illness to represent recovery status. As the pandemic continues to impact Michigan, this pool will expand to include more cases. Recovered is defined as the number of persons with a confirmed COVID-19 diagnosis who are alive 30 days post-onset (or referral date if onset is not available). The number of persons recovered on September 18, 2020 represents COVID-19 confirmed individuals with an onset date on or prior to August 19, 2020. If an individual dies from a COVID-related cause >30 days from onset/referral, they are removed from the number of persons recovered. These numbers will be updated every Saturday.

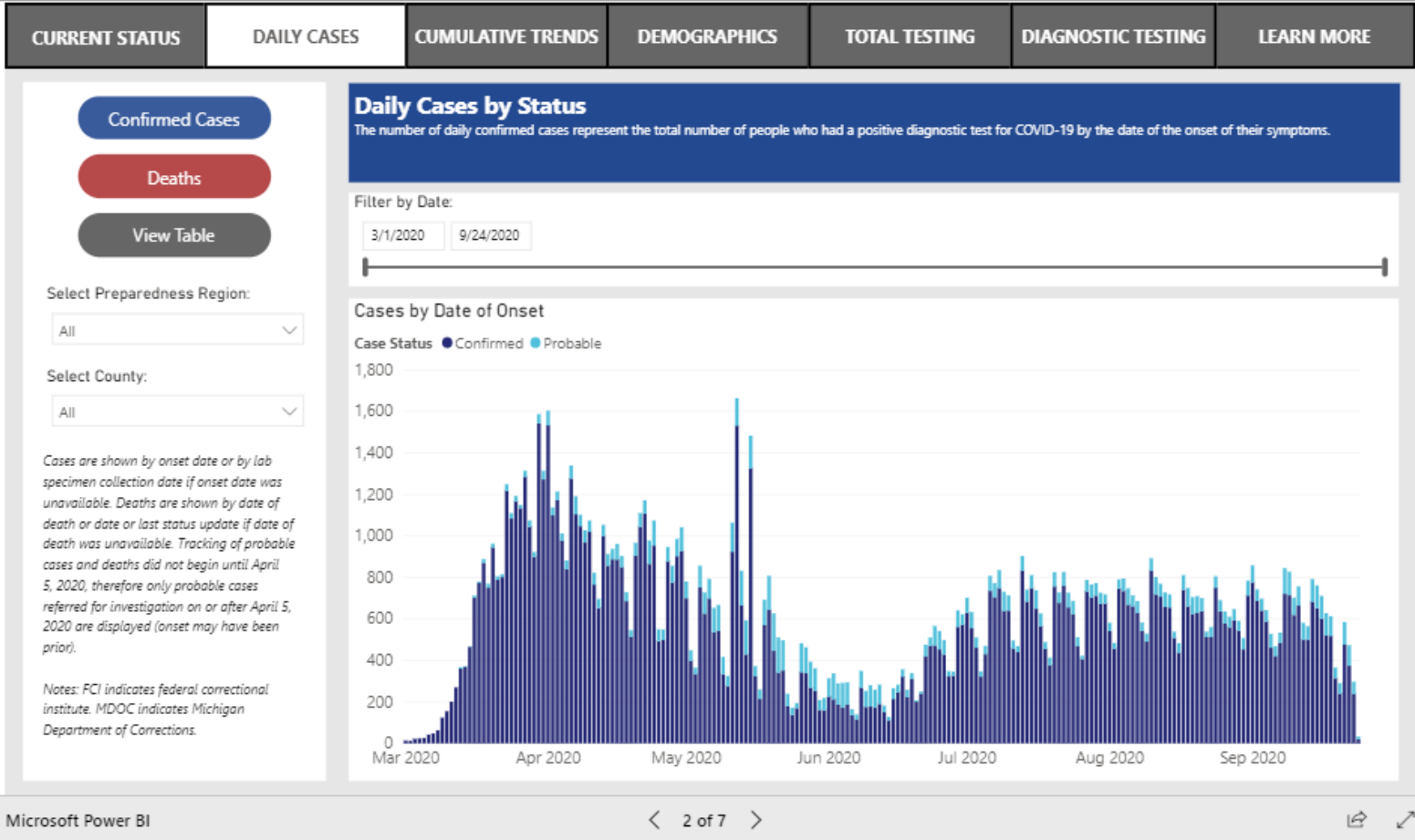
**Source:** Michigan Disease Surveillance System and Vital Records

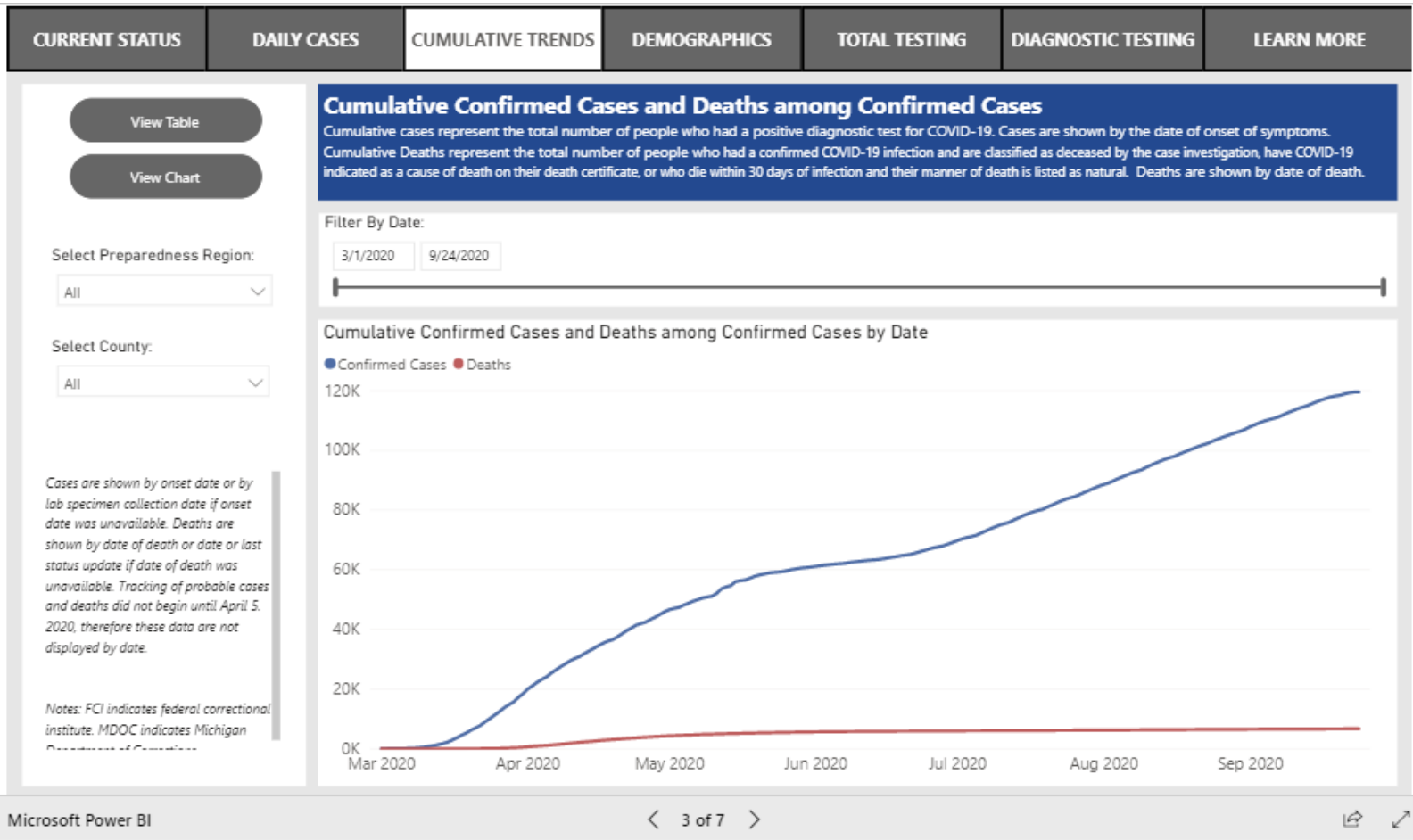


**MICHIGAN.GOV HOME**  
**ADA**  
**MICHIGAN NEWS**  
**POLICIES**









Cases by Demographic Characteristics

Data are suppressed when the number of cases is five or below to protect the confidentiality of individuals. The sum of the cases for individual categories may be fewer than the total number of cases due to data suppression. Rates are not calculated for multiple races, other, and unknown race categories due to the unavailability of an appropriate denominator.



Deaths by Demographic Characteristics

Data are suppressed when the number of deaths is five or below to protect the confidentiality of individuals. The sum of the deaths for individual categories may be fewer than the total number of deaths due to data suppression. Rates are not calculated for multiple races, other, and unknown race categories due to the unavailability of an appropriate denominator.





## Deaths by Demographic Characteristics

Data are suppressed when the number of deaths is five or below to protect the confidentiality of individuals. The sum of the deaths for individual categories may be fewer than the total number of deaths due to data suppression. Rates are not calculated for multiple races, other, and unknown race categories due to the unavailability of an appropriate denominator.

Cases

Deaths

Select case status:

- ☐ Confirmed  
☒ Probable

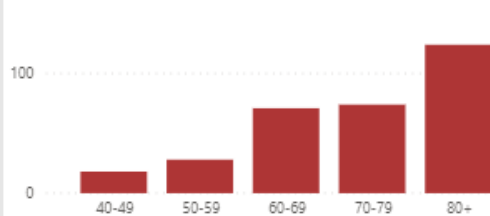
Select Preparedness Region:

All

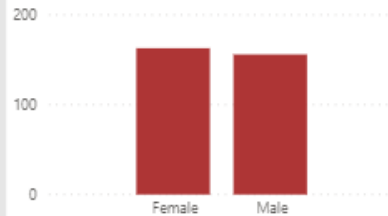
Select county:

All

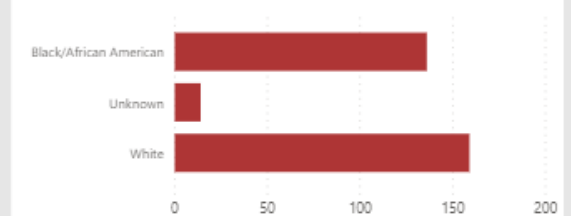
### Deaths by Age Group



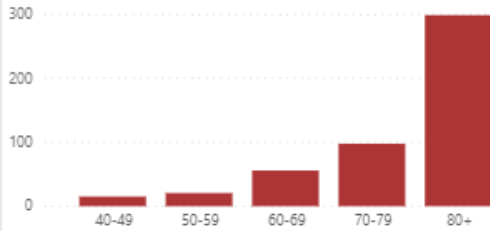
### Deaths by Sex



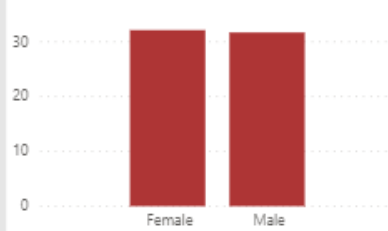
### Deaths by Race



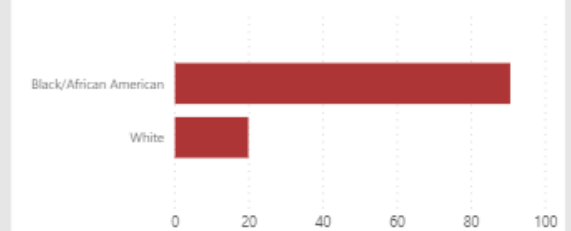
### Deaths per Million by Age Group



### Deaths per Million by Sex



### Deaths per Million by Race



Microsoft Power BI

&lt; 4 of 7 &gt;



View Table

View Charts

Select Preparedness Region:

All

Select County:

All

Diagnostic tests are used to find current infection and look for genes or proteins from the severe acute respiratory syndrome coronavirus 2 (SARS-CoV-2), the virus that causes COVID-19. These tests, which are performed as nasal swabs, include: Nucleic acid amplification test/real-time polymerase chain reaction (NAAT/RT-PCR) test and rapid virus antigen detection point of care (POC) tests.

Serology tests are used to look for the possibility of previous infection. Serology tests look for antibodies to SARS-CoV-2 in the blood. There are currently two types of serology tests: the enzyme-linked immunosorbent assay (ELISA) test and the rapid antibody detection POC test. Serology tests do not diagnose disease and do not guarantee immunity, but might provide information about previous infection.

## Total Covid-19 Laboratory Tests

Total testing includes both diagnostic tests which are used to determine if an individual currently has COVID-19 and serology testing which is used to determine if a person has antibodies to Covid-19.

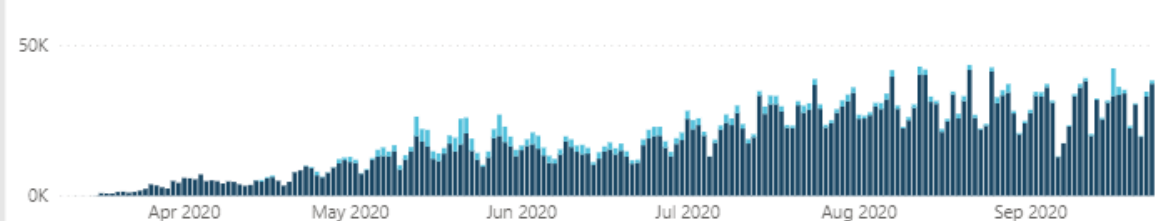
Filter by Date:

3/10/2020

9/23/2020

### Total Laboratory Tests by Type and Date

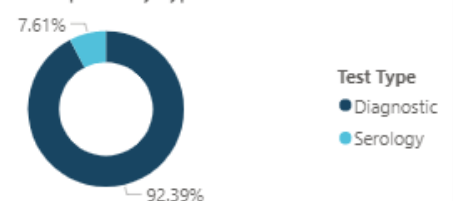
Test Type ● Diagnostic ● Serology



### Total Tests Completed to Date

Test Type	Count	Tests per Million Residents
Diagnostic	3,537,643	354,078
Serology	289,151	28,941
Total	3,826,794	383,019

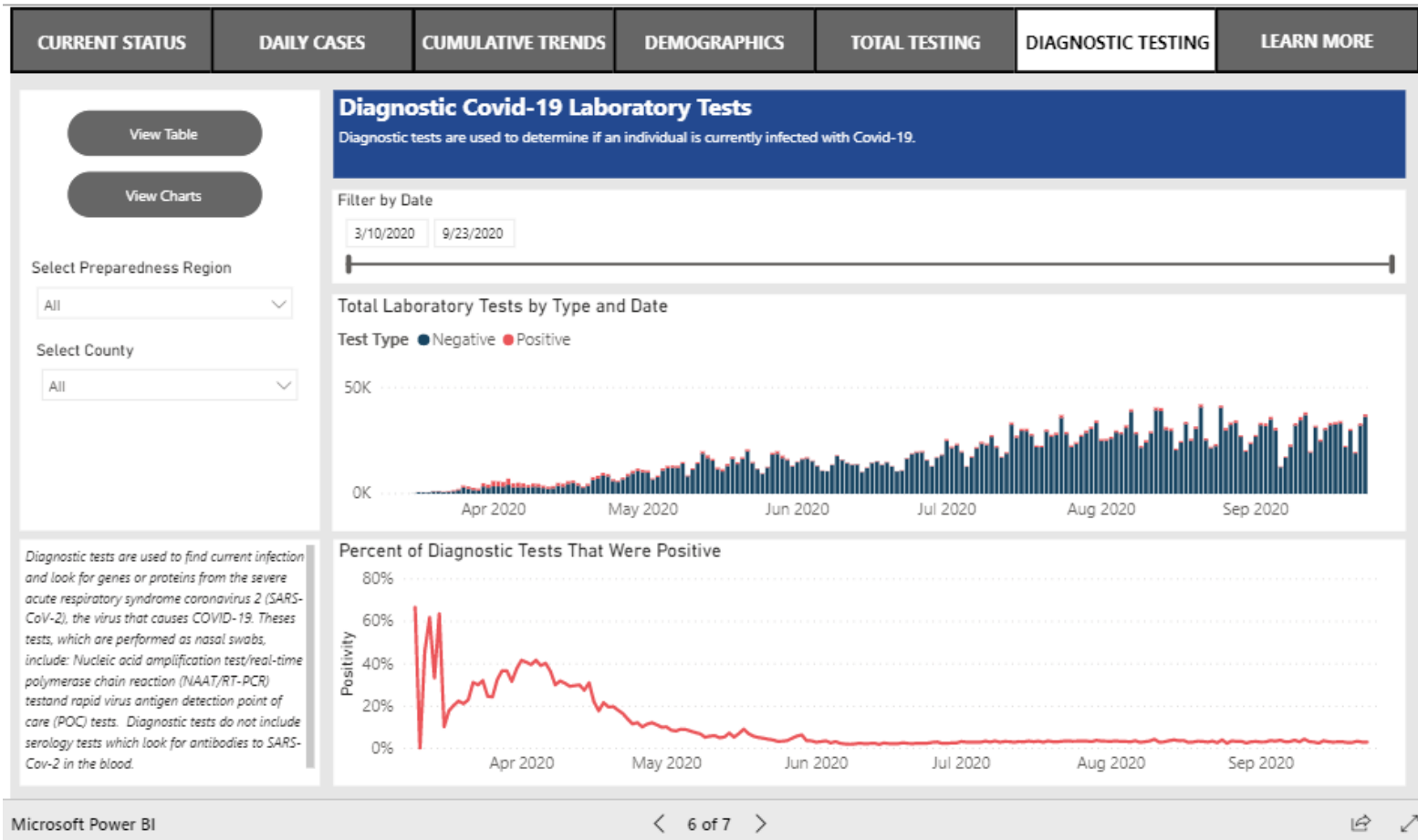
### Percent of Tests Completed by Type



Microsoft Power BI

&lt; 5 of 7 &gt;





# PUBLIC USE DATASETS

## Cases and Deaths by County

### README

Includes total cases and deaths to date by case status (confirmed or probable) and county.

County is based on the county of residence.

Confirmed cases only include individuals who have had a positive diagnostic laboratory test for COVID-19.

Probable cases include individuals who have symptoms consistent with COVID-19 and an epidemiologic link to a confirmed case or a positive serology (antibody) test, but do not have a positive diagnostic laboratory test for COVID-19 and individuals with a positive serology (antibody) test for COVID-19 and an epidemiologic link to a confirmed case.

Confirmed deaths include individuals who meet one or more of the following conditions: 1) Have been identified as a confirmed case and classified as deceased as a result of a case investigation in the Michigan Disease Surveillance System (MDSS). MDSS is the database used by state and local health department to monitor reportable diseases like COVID-19; 2) have been identified as a confirmed case in MDSS had have a death certificate with COVID-19 listed as a cause of death; 3) have been identified as a confirmed case in MDSS and die within 30 days of onset of COVID-19 infection and have a death certificate which classifies their manner death as 'natural'.

Probable deaths include individuals who have COVID indicated as a cause of death on their death certificate but have not had a positive diagnostic laboratory test.

The number of probable cases can change daily based on information obtained through the health department investigation. Probable cases can be re-classified as a confirmed case or determined to not be a case.

# **CASES AND DEATHS BY COUNTY 2020-09-25**

Updated	COUNTY	ConfirmedCases	ConfirmedDeaths	ProbableCases	ProbableDeaths
2020/09/25 14:38:28	Alcona	35	2	7	0
2020/09/25 14:38:28	Alger	16	0	1	0
2020/09/25 14:38:28	Allegan	675	7	80	0
2020/09/25 14:38:28	Alpena	127	14	21	0
2020/09/25 14:38:28	Antrim	62	0	8	0
2020/09/25 14:38:28	Arenac	63	3	6	0
2020/09/25 14:38:28	Baraga	17	0	9	0
2020/09/25 14:38:28	Barry	263	4	29	0
2020/09/25 14:38:28	Bay	905	50	95	0
2020/09/25 14:38:28	Benzie	74	2	5	0
2020/09/25 14:38:28	Berrien	1665	73	198	1
2020/09/25 14:38:28	Branch	548	5	62	0
2020/09/25 14:38:28	Calhoun	1181	44	151	1
2020/09/25 14:38:28	Cass	527	16	45	0
2020/09/25 14:38:28	Charlevoix	95	3	12	0
2020/09/25 14:38:28	Cheboygan	73	2	17	0
2020/09/25 14:38:28	Chippewa	50	0	27	0
2020/09/25 14:38:28	Clare	103	4	9	0
2020/09/25 14:38:28	Clinton	588	13	81	0
2020/09/25 14:38:28	Crawford	114	5	9	0
2020/09/25 14:38:28	Delta	334	7	43	0
2020/09/25 14:38:28	Dickinson	125	2	3	0
2020/09/25 14:38:28	Eaton	578	11	69	0
2020/09/25 14:38:28	Emmet	143	4	13	0
2020/09/25 14:38:28	Genesee	3690	283	807	25
2020/09/25 14:38:28	Gladwin	84	2	9	0
2020/09/25 14:38:28	Gogebic	146	1	12	0
2020/09/25 14:38:28	Grand Traverse	419	7	58	0
2020/09/25 14:38:28	Gratiot	231	15	36	0
2020/09/25 14:38:28	Hillsdale	316	26	28	1
2020/09/25 14:38:28	Houghton	362	1	80	0
2020/09/25 14:38:28	Huron	188	5	37	0
2020/09/25 14:38:28	Ingham	3389	47	73	0
2020/09/25 14:38:28	Ionia	326	7	38	0
2020/09/25 14:38:28	Iosco	178	11	37	1
2020/09/25 14:38:28	Iron	141	1	4	0
2020/09/25 14:38:28	Isabella	621	13	72	0
2020/09/25 14:38:28	Jackson	1047	42	24	2
2020/09/25 14:38:28	Kalamazoo	2300	90	533	3
2020/09/25 14:38:28	Kalkaska	68	4	15	0
2020/09/25 14:38:28	Kent	8965	172	787	3
2020/09/25 14:38:28	Keweenaw	8	0	1	0
2020/09/25 14:38:28	Lake	31	0	1	0
2020/09/25 14:38:28	Lapeer	514	35	92	1
2020/09/25 14:38:28	Leelanau	105	1	7	0
2020/09/25 14:38:28	Lenawee	748	18	46	0
2020/09/25 14:38:28	Livingston	1154	29	207	1

2020/09/25 14:38:28	Luce	12	0	1	0
2020/09/25 14:38:28	Mackinac	41	0	16	0
2020/09/25 14:38:28	Macomb	13861	972	539	48
2020/09/25 14:38:28	Manistee	70	2	5	0
2020/09/25 14:38:28	Marquette	297	12	57	0
2020/09/25 14:38:28	Mason	118	0	16	0
2020/09/25 14:38:28	Mecosta	193	3	12	0
2020/09/25 14:38:28	Menominee	323	1	46	0
2020/09/25 14:38:28	Midland	499	11	100	0
2020/09/25 14:38:28	Missaukee	46	1	16	0
2020/09/25 14:38:28	Monroe	1346	27	160	1
2020/09/25 14:38:28	Montcalm	284	5	28	0
2020/09/25 14:38:28	Montmorency	13	0	1	0
2020/09/25 14:38:28	Muskegon	1438	69	64	0
2020/09/25 14:38:28	Newaygo	347	1	15	0
2020/09/25 14:38:28	Oakland	16407	1147	4035	49
2020/09/25 14:38:28	Oceana	489	6	27	0
2020/09/25 14:38:28	Ogemaw	49	5	16	0
2020/09/25 14:38:28	Ontonagon	41	0	1	0
2020/09/25 14:38:28	Osceola	83	0	10	0
2020/09/25 14:38:28	Oscoda	24	1	7	0
2020/09/25 14:38:28	Otsego	151	11	23	0
2020/09/25 14:38:28	Ottawa	3215	61	155	5
2020/09/25 14:38:28	Presque Isle	24	1	2	0
2020/09/25 14:38:28	Roscommon	80	4	17	0
2020/09/25 14:38:28	Saginaw	2716	135	205	4
2020/09/25 14:38:28	Sanilac	140	6	6	1
2020/09/25 14:38:28	Schoolcraft	23	0	2	0
2020/09/25 14:38:28	Shiawassee	479	30	31	1
2020/09/25 14:38:28	St Clair	858	55	140	1
2020/09/25 14:38:28	St Joseph	662	11	101	0
2020/09/25 14:38:28	Tuscola	439	31	71	0
2020/09/25 14:38:28	Van Buren	667	15	86	2
2020/09/25 14:38:28	Washtenaw	3119	115	398	0
2020/09/25 14:38:28	Wayne	18169	1283	1300	50
2020/09/25 14:38:28	Wexford	108	4	16	0
2020/09/25 14:38:28	MDOC	5585	73	8	0
2020/09/25 14:38:28	FCI	190	5	5	0
2020/09/25 14:38:28	Out-of-State	190	1	5	1
2020/09/25 14:38:28	Unknown	2	0	6	0
2020/09/25 14:38:28	Detroit City	14336	1523	1098	117

# PUBLIC USE DATASETS

## Cases by Demographics Statewide

### README

Includes the total number of confirmed and probable cases and confirmed and probable deaths to date by demographic characteristics

Confirmed cases only include individuals who have had a positive diagnostic laboratory test for COVID-19.

Probable cases include individuals who have symptoms consistent with COVID-19 and an epidemiologic link to a confirmed case or a positive serology (antibody) test, but do not have a positive diagnostic laboratory test for COVID-19 and individuals with a positive serology (antibody) test for COVID-19 and an epidemiologic link to a confirmed case.

Confirmed deaths include individuals who meet one or more of the following conditions: 1) Have been identified as a confirmed case and classified as deceased as a result of a case investigation in the Michigan Disease Surveillance System (MDSS). MDSS is the database used by state and local health department to monitor reportable diseases like COVID-19; 2) have been identified as a confirmed case in MDSS had have a death certificate with COVID-19 listed as a cause of death; 3) have been identified as a confirmed case in MDSS and die within 30 days of onset of COVID-19 infection and have a death certificate which classifies their manner death as 'natural'.

Probable deaths include individuals who have COVID indicated as a cause of death on their death certificate but have not had a positive diagnostic laboratory test.

The number of probable cases can change daily based on information obtained through the health department investigation. Probable cases can be re-classified as a confirmed case or determined to not be a case.

Data is suppressed when the number of cases or deaths in a single category is between one and five to protect the confidentiality of individuals.

# **CASES BY DEMOGRAPHICS 2020-09-25**

CASE_STATUS	AgeCat	RaceCat	SEX	Cases	Deaths
Confirmed	0-9	American Indian/Alaska Native	Female	8	0
Confirmed	10-19	American Indian/Alaska Native	Female	31	0
Confirmed	20-29	American Indian/Alaska Native	Female	57	0
Confirmed	30-39	American Indian/Alaska Native	Female	48	0
Confirmed	40-49	American Indian/Alaska Native	Female	48	0
Confirmed	50-59	American Indian/Alaska Native	Female	51	0
Confirmed	60-69	American Indian/Alaska Native	Female	23	Suppressed
Confirmed	70-79	American Indian/Alaska Native	Female	18	Suppressed
Confirmed	80+	American Indian/Alaska Native	Female	9	Suppressed
Confirmed	Unknown	American Indian/Alaska Native	Female	0	0
Confirmed	0-9	Asian/Pacific Islander	Female	20	0
Confirmed	10-19	Asian/Pacific Islander	Female	79	0
Confirmed	20-29	Asian/Pacific Islander	Female	222	0
Confirmed	30-39	Asian/Pacific Islander	Female	243	0
Confirmed	40-49	Asian/Pacific Islander	Female	228	0
Confirmed	50-59	Asian/Pacific Islander	Female	204	Suppressed
Confirmed	60-69	Asian/Pacific Islander	Female	115	Suppressed
Confirmed	70-79	Asian/Pacific Islander	Female	53	11
Confirmed	80+	Asian/Pacific Islander	Female	58	23
Confirmed	Unknown	Asian/Pacific Islander	Female	0	0
Confirmed	0-9	Black/African American	Female	190	Suppressed
Confirmed	10-19	Black/African American	Female	507	Suppressed
Confirmed	20-29	Black/African American	Female	2121	Suppressed
Confirmed	30-39	Black/African American	Female	2099	8
Confirmed	40-49	Black/African American	Female	2214	54
Confirmed	50-59	Black/African American	Female	2135	108
Confirmed	60-69	Black/African American	Female	1942	232
Confirmed	70-79	Black/African American	Female	1344	323
Confirmed	80+	Black/African American	Female	1048	434
Confirmed	Unknown	Black/African American	Female	Suppressed	0
Confirmed	0-9	Multiple Races	Female	82	0
Confirmed	10-19	Multiple Races	Female	406	0
Confirmed	20-29	Multiple Races	Female	929	0
Confirmed	30-39	Multiple Races	Female	667	Suppressed
Confirmed	40-49	Multiple Races	Female	761	Suppressed
Confirmed	50-59	Multiple Races	Female	807	Suppressed
Confirmed	60-69	Multiple Races	Female	487	Suppressed
Confirmed	70-79	Multiple Races	Female	236	12
Confirmed	80+	Multiple Races	Female	214	22
Confirmed	Unknown	Multiple Races	Female	Suppressed	0
Confirmed	0-9	Other	Female	152	0
Confirmed	10-19	Other	Female	489	0
Confirmed	20-29	Other	Female	897	0
Confirmed	30-39	Other	Female	645	Suppressed
Confirmed	40-49	Other	Female	616	Suppressed
Confirmed	50-59	Other	Female	430	Suppressed
Confirmed	60-69	Other	Female	283	15

Confirmed	70-79	Other	Female	137	16
Confirmed	80+	Other	Female	118	25
Confirmed	Unknown	Other	Female	0	0
Confirmed	0-9	Unknown	Female	125	0
Confirmed	10-19	Unknown	Female	715	0
Confirmed	20-29	Unknown	Female	1378	0
Confirmed	30-39	Unknown	Female	1098	0
Confirmed	40-49	Unknown	Female	1215	Suppressed
Confirmed	50-59	Unknown	Female	1227	7
Confirmed	60-69	Unknown	Female	911	14
Confirmed	70-79	Unknown	Female	496	20
Confirmed	80+	Unknown	Female	569	32
Confirmed	Unknown	Unknown	Female	27	0
Confirmed	0-9	White	Female	535	0
Confirmed	10-19	White	Female	3379	Suppressed
Confirmed	20-29	White	Female	6548	7
Confirmed	30-39	White	Female	3752	11
Confirmed	40-49	White	Female	3887	24
Confirmed	50-59	White	Female	4285	68
Confirmed	60-69	White	Female	3330	182
Confirmed	70-79	White	Female	2409	399
Confirmed	80+	White	Female	3307	1123
Confirmed	Unknown	White	Female	23	0
Confirmed	0-9	American Indian/Alaska Native	Male	10	0
Confirmed	10-19	American Indian/Alaska Native	Male	15	0
Confirmed	20-29	American Indian/Alaska Native	Male	43	0
Confirmed	30-39	American Indian/Alaska Native	Male	44	0
Confirmed	40-49	American Indian/Alaska Native	Male	50	0
Confirmed	50-59	American Indian/Alaska Native	Male	45	Suppressed
Confirmed	60-69	American Indian/Alaska Native	Male	33	6
Confirmed	70-79	American Indian/Alaska Native	Male	18	6
Confirmed	80+	American Indian/Alaska Native	Male	Suppressed	Suppressed
Confirmed	Unknown	American Indian/Alaska Native	Male	0	0
Confirmed	0-9	Asian/Pacific Islander	Male	39	0
Confirmed	10-19	Asian/Pacific Islander	Male	77	0
Confirmed	20-29	Asian/Pacific Islander	Male	236	0
Confirmed	30-39	Asian/Pacific Islander	Male	213	Suppressed
Confirmed	40-49	Asian/Pacific Islander	Male	185	Suppressed
Confirmed	50-59	Asian/Pacific Islander	Male	159	Suppressed
Confirmed	60-69	Asian/Pacific Islander	Male	119	14
Confirmed	70-79	Asian/Pacific Islander	Male	55	15
Confirmed	80+	Asian/Pacific Islander	Male	37	17
Confirmed	Unknown	Asian/Pacific Islander	Male	0	0
Confirmed	0-9	Black/African American	Male	184	0
Confirmed	10-19	Black/African American	Male	521	0
Confirmed	20-29	Black/African American	Male	1655	10
Confirmed	30-39	Black/African American	Male	1733	29
Confirmed	40-49	Black/African American	Male	1932	74
Confirmed	50-59	Black/African American	Male	2255	196
Confirmed	60-69	Black/African American	Male	2096	344



Confirmed	70-79	Black/African American	Male	1309	417
Confirmed	80+	Black/African American	Male	613	307
Confirmed	Unknown	Black/African American	Male	Suppressed	0
Confirmed	0-9	Multiple Races	Male	105	Suppressed
Confirmed	10-19	Multiple Races	Male	373	0
Confirmed	20-29	Multiple Races	Male	697	0
Confirmed	30-39	Multiple Races	Male	528	Suppressed
Confirmed	40-49	Multiple Races	Male	574	Suppressed
Confirmed	50-59	Multiple Races	Male	590	Suppressed
Confirmed	60-69	Multiple Races	Male	421	21
Confirmed	70-79	Multiple Races	Male	207	14
Confirmed	80+	Multiple Races	Male	91	17
Confirmed	Unknown	Multiple Races	Male	Suppressed	0
Confirmed	0-9	Other	Male	177	0
Confirmed	10-19	Other	Male	536	0
Confirmed	20-29	Other	Male	1011	Suppressed
Confirmed	30-39	Other	Male	767	Suppressed
Confirmed	40-49	Other	Male	668	7
Confirmed	50-59	Other	Male	489	8
Confirmed	60-69	Other	Male	305	25
Confirmed	70-79	Other	Male	153	20
Confirmed	80+	Other	Male	64	14
Confirmed	Unknown	Other	Male	Suppressed	0
Confirmed	0-9	Unknown	Male	151	0
Confirmed	10-19	Unknown	Male	767	0
Confirmed	20-29	Unknown	Male	1495	0
Confirmed	30-39	Unknown	Male	1261	Suppressed
Confirmed	40-49	Unknown	Male	1276	10
Confirmed	50-59	Unknown	Male	1309	8
Confirmed	60-69	Unknown	Male	934	16
Confirmed	70-79	Unknown	Male	455	24
Confirmed	80+	Unknown	Male	263	28
Confirmed	Unknown	Unknown	Male	24	0
Confirmed	0-9	White	Male	635	0
Confirmed	10-19	White	Male	2819	0
Confirmed	20-29	White	Male	5459	6
Confirmed	30-39	White	Male	3601	14
Confirmed	40-49	White	Male	3547	38
Confirmed	50-59	White	Male	4257	127
Confirmed	60-69	White	Male	3566	309
Confirmed	70-79	White	Male	2413	524
Confirmed	80+	White	Male	1871	815
Confirmed	Unknown	White	Male	16	0
Confirmed	0-9	American Indian/Alaska Native	Unknown	0	0
Confirmed	10-19	American Indian/Alaska Native	Unknown	0	0
Confirmed	20-29	American Indian/Alaska Native	Unknown	0	0
Confirmed	30-39	American Indian/Alaska Native	Unknown	0	0
Confirmed	40-49	American Indian/Alaska Native	Unknown	0	0
Confirmed	50-59	American Indian/Alaska Native	Unknown	0	0
Confirmed	60-69	American Indian/Alaska Native	Unknown	0	0

Confirmed	70-79	American Indian/Alaska Native	Unknown	0	0
Confirmed	80+	American Indian/Alaska Native	Unknown	0	0
Confirmed	Unknown	American Indian/Alaska Native	Unknown	0	0
Confirmed	0-9	Asian/Pacific Islander	Unknown	0	0
Confirmed	10-19	Asian/Pacific Islander	Unknown	Suppressed	0
Confirmed	20-29	Asian/Pacific Islander	Unknown	0	0
Confirmed	30-39	Asian/Pacific Islander	Unknown	Suppressed	0
Confirmed	40-49	Asian/Pacific Islander	Unknown	0	0
Confirmed	50-59	Asian/Pacific Islander	Unknown	0	0
Confirmed	60-69	Asian/Pacific Islander	Unknown	0	0
Confirmed	70-79	Asian/Pacific Islander	Unknown	0	0
Confirmed	80+	Asian/Pacific Islander	Unknown	0	0
Confirmed	Unknown	Asian/Pacific Islander	Unknown	0	0
Confirmed	0-9	Black/African American	Unknown	Suppressed	0
Confirmed	10-19	Black/African American	Unknown	6	0
Confirmed	20-29	Black/African American	Unknown	Suppressed	0
Confirmed	30-39	Black/African American	Unknown	Suppressed	0
Confirmed	40-49	Black/African American	Unknown	Suppressed	0
Confirmed	50-59	Black/African American	Unknown	Suppressed	0
Confirmed	60-69	Black/African American	Unknown	Suppressed	0
Confirmed	70-79	Black/African American	Unknown	Suppressed	0
Confirmed	80+	Black/African American	Unknown	Suppressed	0
Confirmed	Unknown	Black/African American	Unknown	0	0
Confirmed	0-9	Multiple Races	Unknown	0	0
Confirmed	10-19	Multiple Races	Unknown	6	0
Confirmed	20-29	Multiple Races	Unknown	7	0
Confirmed	30-39	Multiple Races	Unknown	Suppressed	0
Confirmed	40-49	Multiple Races	Unknown	0	0
Confirmed	50-59	Multiple Races	Unknown	Suppressed	0
Confirmed	60-69	Multiple Races	Unknown	Suppressed	0
Confirmed	70-79	Multiple Races	Unknown	Suppressed	0
Confirmed	80+	Multiple Races	Unknown	0	0
Confirmed	Unknown	Multiple Races	Unknown	Suppressed	0
Confirmed	0-9	Other	Unknown	Suppressed	0
Confirmed	10-19	Other	Unknown	Suppressed	0
Confirmed	20-29	Other	Unknown	Suppressed	0
Confirmed	30-39	Other	Unknown	Suppressed	0
Confirmed	40-49	Other	Unknown	Suppressed	0
Confirmed	50-59	Other	Unknown	Suppressed	0
Confirmed	60-69	Other	Unknown	Suppressed	0
Confirmed	70-79	Other	Unknown	0	0
Confirmed	80+	Other	Unknown	0	0
Confirmed	Unknown	Other	Unknown	Suppressed	0
Confirmed	0-9	Unknown	Unknown	7	0
Confirmed	10-19	Unknown	Unknown	9	0
Confirmed	20-29	Unknown	Unknown	35	0
Confirmed	30-39	Unknown	Unknown	20	0
Confirmed	40-49	Unknown	Unknown	33	0
Confirmed	50-59	Unknown	Unknown	25	0
Confirmed	60-69	Unknown	Unknown	8	0

Confirmed	70-79	Unknown	Unknown	Suppressed	0
Confirmed	80+	Unknown	Unknown	6	0
Confirmed	Unknown	Unknown	Unknown	6	0
Confirmed	0-9	White	Unknown	Suppressed	0
Confirmed	10-19	White	Unknown	17	0
Confirmed	20-29	White	Unknown	12	0
Confirmed	30-39	White	Unknown	7	0
Confirmed	40-49	White	Unknown	Suppressed	0
Confirmed	50-59	White	Unknown	Suppressed	0
Confirmed	60-69	White	Unknown	9	0
Confirmed	70-79	White	Unknown	Suppressed	0
Confirmed	80+	White	Unknown	Suppressed	0
Confirmed	Unknown	White	Unknown	0	0
Probable	0-9	American Indian/Alaska Native	Female	Suppressed	0
Probable	10-19	American Indian/Alaska Native	Female	0	0
Probable	20-29	American Indian/Alaska Native	Female	7	0
Probable	30-39	American Indian/Alaska Native	Female	Suppressed	0
Probable	40-49	American Indian/Alaska Native	Female	Suppressed	0
Probable	50-59	American Indian/Alaska Native	Female	Suppressed	0
Probable	60-69	American Indian/Alaska Native	Female	Suppressed	0
Probable	70-79	American Indian/Alaska Native	Female	Suppressed	0
Probable	80+	American Indian/Alaska Native	Female	0	0
Probable	Unknown	American Indian/Alaska Native	Female	0	0
Probable	0-9	Asian/Pacific Islander	Female	9	0
Probable	10-19	Asian/Pacific Islander	Female	12	0
Probable	20-29	Asian/Pacific Islander	Female	24	0
Probable	30-39	Asian/Pacific Islander	Female	17	0
Probable	40-49	Asian/Pacific Islander	Female	10	0
Probable	50-59	Asian/Pacific Islander	Female	15	0
Probable	60-69	Asian/Pacific Islander	Female	Suppressed	0
Probable	70-79	Asian/Pacific Islander	Female	Suppressed	0
Probable	80+	Asian/Pacific Islander	Female	0	0
Probable	Unknown	Asian/Pacific Islander	Female	Suppressed	0
Probable	0-9	Black/African American	Female	23	0
Probable	10-19	Black/African American	Female	44	0
Probable	20-29	Black/African American	Female	118	0
Probable	30-39	Black/African American	Female	100	0
Probable	40-49	Black/African American	Female	128	Suppressed
Probable	50-59	Black/African American	Female	140	8
Probable	60-69	Black/African American	Female	111	12
Probable	70-79	Black/African American	Female	50	12
Probable	80+	Black/African American	Female	35	24
Probable	Unknown	Black/African American	Female	6	0
Probable	0-9	Multiple Races	Female	19	0
Probable	10-19	Multiple Races	Female	38	0
Probable	20-29	Multiple Races	Female	56	0
Probable	30-39	Multiple Races	Female	24	0
Probable	40-49	Multiple Races	Female	56	0
Probable	50-59	Multiple Races	Female	59	0
Probable	60-69	Multiple Races	Female	43	0

Probable	70-79	Multiple Races	Female	11	0
Probable	80+	Multiple Races	Female	Suppressed	Suppressed
Probable	Unknown	Multiple Races	Female	13	0
Probable	0-9	Other	Female	21	0
Probable	10-19	Other	Female	44	0
Probable	20-29	Other	Female	52	0
Probable	30-39	Other	Female	43	0
Probable	40-49	Other	Female	39	0
Probable	50-59	Other	Female	26	Suppressed
Probable	60-69	Other	Female	15	Suppressed
Probable	70-79	Other	Female	8	0
Probable	80+	Other	Female	Suppressed	0
Probable	Unknown	Other	Female	Suppressed	0
Probable	0-9	Unknown	Female	40	0
Probable	10-19	Unknown	Female	205	0
Probable	20-29	Unknown	Female	420	0
Probable	30-39	Unknown	Female	316	0
Probable	40-49	Unknown	Female	418	0
Probable	50-59	Unknown	Female	413	0
Probable	60-69	Unknown	Female	341	Suppressed
Probable	70-79	Unknown	Female	135	0
Probable	80+	Unknown	Female	72	Suppressed
Probable	Unknown	Unknown	Female	66	0
Probable	0-9	White	Female	157	0
Probable	10-19	White	Female	373	0
Probable	20-29	White	Female	555	0
Probable	30-39	White	Female	355	0
Probable	40-49	White	Female	425	Suppressed
Probable	50-59	White	Female	464	Suppressed
Probable	60-69	White	Female	289	16
Probable	70-79	White	Female	150	19
Probable	80+	White	Female	104	51
Probable	Unknown	White	Female	53	0
Probable	0-9	American Indian/Alaska Native	Male	0	0
Probable	10-19	American Indian/Alaska Native	Male	Suppressed	0
Probable	20-29	American Indian/Alaska Native	Male	Suppressed	0
Probable	30-39	American Indian/Alaska Native	Male	Suppressed	0
Probable	40-49	American Indian/Alaska Native	Male	Suppressed	0
Probable	50-59	American Indian/Alaska Native	Male	Suppressed	0
Probable	60-69	American Indian/Alaska Native	Male	Suppressed	0
Probable	70-79	American Indian/Alaska Native	Male	0	0
Probable	80+	American Indian/Alaska Native	Male	Suppressed	Suppressed
Probable	Unknown	American Indian/Alaska Native	Male	0	0
Probable	0-9	Asian/Pacific Islander	Male	16	0
Probable	10-19	Asian/Pacific Islander	Male	6	0
Probable	20-29	Asian/Pacific Islander	Male	20	0
Probable	30-39	Asian/Pacific Islander	Male	20	0
Probable	40-49	Asian/Pacific Islander	Male	Suppressed	0
Probable	50-59	Asian/Pacific Islander	Male	8	0
Probable	60-69	Asian/Pacific Islander	Male	Suppressed	0

Probable	70-79	Asian/Pacific Islander	Male	Suppressed	Suppressed
Probable	80+	Asian/Pacific Islander	Male	0	0
Probable	Unknown	Asian/Pacific Islander	Male	0	0
Probable	0-9	Black/African American	Male	34	0
Probable	10-19	Black/African American	Male	44	0
Probable	20-29	Black/African American	Male	66	0
Probable	30-39	Black/African American	Male	56	0
Probable	40-49	Black/African American	Male	55	8
Probable	50-59	Black/African American	Male	88	8
Probable	60-69	Black/African American	Male	87	21
Probable	70-79	Black/African American	Male	46	25
Probable	80+	Black/African American	Male	20	15
Probable	Unknown	Black/African American	Male	Suppressed	0
Probable	0-9	Multiple Races	Male	25	0
Probable	10-19	Multiple Races	Male	35	0
Probable	20-29	Multiple Races	Male	56	0
Probable	30-39	Multiple Races	Male	35	0
Probable	40-49	Multiple Races	Male	47	Suppressed
Probable	50-59	Multiple Races	Male	35	0
Probable	60-69	Multiple Races	Male	23	0
Probable	70-79	Multiple Races	Male	12	0
Probable	80+	Multiple Races	Male	Suppressed	Suppressed
Probable	Unknown	Multiple Races	Male	12	0
Probable	0-9	Other	Male	20	0
Probable	10-19	Other	Male	43	0
Probable	20-29	Other	Male	56	0
Probable	30-39	Other	Male	43	0
Probable	40-49	Other	Male	38	0
Probable	50-59	Other	Male	20	0
Probable	60-69	Other	Male	17	Suppressed
Probable	70-79	Other	Male	7	Suppressed
Probable	80+	Other	Male	Suppressed	0
Probable	Unknown	Other	Male	Suppressed	0
Probable	0-9	Unknown	Male	47	0
Probable	10-19	Unknown	Male	192	0
Probable	20-29	Unknown	Male	335	0
Probable	30-39	Unknown	Male	308	Suppressed
Probable	40-49	Unknown	Male	298	Suppressed
Probable	50-59	Unknown	Male	319	0
Probable	60-69	Unknown	Male	226	Suppressed
Probable	70-79	Unknown	Male	95	Suppressed
Probable	80+	Unknown	Male	37	Suppressed
Probable	Unknown	Unknown	Male	53	0
Probable	0-9	White	Male	182	0
Probable	10-19	White	Male	346	0
Probable	20-29	White	Male	505	Suppressed
Probable	30-39	White	Male	299	Suppressed
Probable	40-49	White	Male	284	Suppressed
Probable	50-59	White	Male	342	6
Probable	60-69	White	Male	248	15

Probable	70-79	White	Male	100	13
Probable	80+	White	Male	67	26
Probable	Unknown	White	Male	32	0
Probable	0-9	American Indian/Alaska Native	Unknown	0	0
Probable	10-19	American Indian/Alaska Native	Unknown	0	0
Probable	20-29	American Indian/Alaska Native	Unknown	Suppressed	0
Probable	30-39	American Indian/Alaska Native	Unknown	0	0
Probable	40-49	American Indian/Alaska Native	Unknown	0	0
Probable	50-59	American Indian/Alaska Native	Unknown	0	0
Probable	60-69	American Indian/Alaska Native	Unknown	0	0
Probable	70-79	American Indian/Alaska Native	Unknown	0	0
Probable	80+	American Indian/Alaska Native	Unknown	0	0
Probable	Unknown	American Indian/Alaska Native	Unknown	0	0
Probable	0-9	Asian/Pacific Islander	Unknown	0	0
Probable	10-19	Asian/Pacific Islander	Unknown	0	0
Probable	20-29	Asian/Pacific Islander	Unknown	Suppressed	0
Probable	30-39	Asian/Pacific Islander	Unknown	0	0
Probable	40-49	Asian/Pacific Islander	Unknown	0	0
Probable	50-59	Asian/Pacific Islander	Unknown	0	0
Probable	60-69	Asian/Pacific Islander	Unknown	0	0
Probable	70-79	Asian/Pacific Islander	Unknown	0	0
Probable	80+	Asian/Pacific Islander	Unknown	0	0
Probable	Unknown	Asian/Pacific Islander	Unknown	0	0
Probable	0-9	Black/African American	Unknown	0	0
Probable	10-19	Black/African American	Unknown	0	0
Probable	20-29	Black/African American	Unknown	0	0
Probable	30-39	Black/African American	Unknown	0	0
Probable	40-49	Black/African American	Unknown	0	0
Probable	50-59	Black/African American	Unknown	0	0
Probable	60-69	Black/African American	Unknown	Suppressed	0
Probable	70-79	Black/African American	Unknown	0	0
Probable	80+	Black/African American	Unknown	0	0
Probable	Unknown	Black/African American	Unknown	Suppressed	0
Probable	0-9	Multiple Races	Unknown	Suppressed	0
Probable	10-19	Multiple Races	Unknown	0	0
Probable	20-29	Multiple Races	Unknown	Suppressed	0
Probable	30-39	Multiple Races	Unknown	Suppressed	0
Probable	40-49	Multiple Races	Unknown	Suppressed	0
Probable	50-59	Multiple Races	Unknown	Suppressed	0
Probable	60-69	Multiple Races	Unknown	Suppressed	0
Probable	70-79	Multiple Races	Unknown	0	0
Probable	80+	Multiple Races	Unknown	0	0
Probable	Unknown	Multiple Races	Unknown	0	0
Probable	0-9	Other	Unknown	Suppressed	0
Probable	10-19	Other	Unknown	Suppressed	0
Probable	20-29	Other	Unknown	0	0
Probable	30-39	Other	Unknown	0	0
Probable	40-49	Other	Unknown	Suppressed	0
Probable	50-59	Other	Unknown	Suppressed	0
Probable	60-69	Other	Unknown	Suppressed	0

Probable	70-79	Other	Unknown	0	0
Probable	80+	Other	Unknown	0	0
Probable	Unknown	Other	Unknown	Suppressed	0
Probable	0-9	Unknown	Unknown	12	0
Probable	10-19	Unknown	Unknown	19	0
Probable	20-29	Unknown	Unknown	22	0
Probable	30-39	Unknown	Unknown	23	0
Probable	40-49	Unknown	Unknown	27	0
Probable	50-59	Unknown	Unknown	14	0
Probable	60-69	Unknown	Unknown	14	0
Probable	70-79	Unknown	Unknown	6	0
Probable	80+	Unknown	Unknown	Suppressed	0
Probable	Unknown	Unknown	Unknown	395	0
Probable	0-9	White	Unknown	Suppressed	0
Probable	10-19	White	Unknown	7	0
Probable	20-29	White	Unknown	10	0
Probable	30-39	White	Unknown	Suppressed	0
Probable	40-49	White	Unknown	6	0
Probable	50-59	White	Unknown	8	0
Probable	60-69	White	Unknown	Suppressed	0
Probable	70-79	White	Unknown	0	0
Probable	80+	White	Unknown	0	0
Probable	Unknown	White	Unknown	9	0

# PUBLIC USE DATASETS

## COVID-19 Tests by County

### README

Data includes tests by type (diagnostic, serology or total combined) by county.

Diagnostic tests are used to find current infection and look for genes or proteins from the severe acute respiratory syndrome coronavirus 2 (SARS-CoV-2), the virus that causes COVID-19. These tests, which are performed as nasal swabs, include: Nucleic acid amplification test/real-time polymerase chain reaction (NAAT/RT-PCR) test and rapid virus antigen detection point of care (POC) tests.

Serology tests are used to look for the possibility of previous infection. Serology tests look for antibodies to SARS-CoV-2 in the blood. There are currently two types of serology tests: the enzyme-linked immunosorbent assay (ELISA) test and the rapid antibody detection POC test. Serology tests do not diagnose disease and do not guarantee immunity, but might provide information about previous infection.

Correctional includes state and federal prisons and county and city detection facilities. Testing data represents total tests performed, not individuals tested. A single individual may have more than one test completed.



# COVID-19 TESTS BY COUNTY 2020-09-25

Updated	COUNTY	TestType	Count	RatePerMillion
2020/09/25 14:38:31	Alcona	Diagnostic	2088	200673
2020/09/25 14:38:31	Alcona	Serology	57	5478
2020/09/25 14:38:31	Alcona	Total	2145	206151
2020/09/25 14:38:31	Alger	Serology	67	7356
2020/09/25 14:38:31	Alger	Diagnostic	1220	133948
2020/09/25 14:38:31	Alger	Total	1287	141304
2020/09/25 14:38:31	Allegan	Diagnostic	32189	272601
2020/09/25 14:38:31	Allegan	Serology	971	8223
2020/09/25 14:38:31	Allegan	Total	33160	280824
2020/09/25 14:38:31	Alpena	Diagnostic	2893	101848
2020/09/25 14:38:31	Alpena	Serology	162	5703
2020/09/25 14:38:31	Alpena	Total	3055	107551
2020/09/25 14:38:31	Antrim	Diagnostic	5517	236537
2020/09/25 14:38:31	Antrim	Serology	145	6217
2020/09/25 14:38:31	Antrim	Total	5662	242754
2020/09/25 14:38:31	Arenac	Diagnostic	3922	263522
2020/09/25 14:38:31	Arenac	Serology	154	10347
2020/09/25 14:38:31	Arenac	Total	4076	273870
2020/09/25 14:38:31	Baraga	Diagnostic	2547	310269
2020/09/25 14:38:31	Baraga	Serology	41	4995
2020/09/25 14:38:31	Baraga	Total	2588	315264
2020/09/25 14:38:31	Barry	Diagnostic	17197	279399
2020/09/25 14:38:31	Barry	Serology	723	11747
2020/09/25 14:38:31	Barry	Total	17920	291145
2020/09/25 14:38:31	Bay	Diagnostic	35755	346712
2020/09/25 14:38:31	Bay	Serology	1895	18376
2020/09/25 14:38:31	Bay	Total	37650	365087
2020/09/25 14:38:31	Benzie	Diagnostic	4164	234380
2020/09/25 14:38:31	Benzie	Serology	143	8049
2020/09/25 14:38:31	Benzie	Total	4307	242429
2020/09/25 14:38:31	Berrien	Diagnostic	67278	438576
2020/09/25 14:38:31	Berrien	Serology	2118	13807
2020/09/25 14:38:31	Berrien	Total	69396	452383
2020/09/25 14:38:31	Branch	Diagnostic	9689	222649
2020/09/25 14:38:31	Branch	Serology	155	3562
2020/09/25 14:38:31	Branch	Total	9844	226210
2020/09/25 14:38:31	Calhoun	Serology	776	5784
2020/09/25 14:38:31	Calhoun	Diagnostic	53115	395911
2020/09/25 14:38:31	Calhoun	Total	53891	401695
2020/09/25 14:38:31	Cass	Diagnostic	11119	214706
2020/09/25 14:38:31	Cass	Serology	262	5059
2020/09/25 14:38:31	Cass	Total	11381	219766
2020/09/25 14:38:31	Charlevoix	Diagnostic	6747	258081
2020/09/25 14:38:31	Charlevoix	Serology	389	14880
2020/09/25 14:38:31	Charlevoix	Total	7136	272960
2020/09/25 14:38:31	Cheboygan	Diagnostic	3579	141597
2020/09/25 14:38:31	Cheboygan	Serology	213	8427

2020/09/25 14:38:31	Cheboygan	Total	3792	150024
2020/09/25 14:38:31	Chippewa	Diagnostic	5222	139816
2020/09/25 14:38:31	Chippewa	Serology	128	3427
2020/09/25 14:38:31	Chippewa	Total	5350	143243
2020/09/25 14:38:31	Clare	Serology	291	9402
2020/09/25 14:38:31	Clare	Diagnostic	4913	158740
2020/09/25 14:38:31	Clare	Total	5204	168142
2020/09/25 14:38:31	Clinton	Diagnostic	17853	224298
2020/09/25 14:38:31	Clinton	Serology	2551	32050
2020/09/25 14:38:31	Clinton	Total	20404	256348
2020/09/25 14:38:31	Correctional	Serology	11108	
2020/09/25 14:38:31	Correctional	Diagnostic	96885	
2020/09/25 14:38:31	Correctional	Total	107993	
2020/09/25 14:38:31	Crawford	Diagnostic	2830	201725
2020/09/25 14:38:31	Crawford	Serology	80	5702
2020/09/25 14:38:31	Crawford	Total	2910	207427
2020/09/25 14:38:31	Delta	Diagnostic	11192	312765
2020/09/25 14:38:31	Delta	Serology	238	6651
2020/09/25 14:38:31	Delta	Total	11430	319416
2020/09/25 14:38:31	Detroit City	Diagnostic	274040	421727
2020/09/25 14:38:31	Detroit City	Serology	14425	22199
2020/09/25 14:38:31	Detroit City	Total	288465	443926
2020/09/25 14:38:31	Dickinson	Diagnostic	4012	158960
2020/09/25 14:38:31	Dickinson	Serology	70	2773
2020/09/25 14:38:31	Dickinson	Total	4082	161734
2020/09/25 14:38:31	Eaton	Serology	3863	35033
2020/09/25 14:38:31	Eaton	Diagnostic	38021	344805
2020/09/25 14:38:31	Eaton	Total	41884	379838
2020/09/25 14:38:31	Emmet	Diagnostic	8822	264013
2020/09/25 14:38:31	Emmet	Serology	849	25408
2020/09/25 14:38:31	Emmet	Total	9671	289421
2020/09/25 14:38:31	Genesee	Diagnostic	97068	239194
2020/09/25 14:38:31	Genesee	Serology	11156	27490
2020/09/25 14:38:31	Genesee	Total	108224	266684
2020/09/25 14:38:31	Gladwin	Serology	223	8763
2020/09/25 14:38:31	Gladwin	Diagnostic	5193	204055
2020/09/25 14:38:31	Gladwin	Total	5416	212818
2020/09/25 14:38:31	Gogebic	Diagnostic	7372	527513
2020/09/25 14:38:31	Gogebic	Serology	77	5510
2020/09/25 14:38:31	Gogebic	Total	7449	533023
2020/09/25 14:38:31	Grand Traverse	Diagnostic	23434	251740
2020/09/25 14:38:31	Grand Traverse	Serology	1144	12289
2020/09/25 14:38:31	Grand Traverse	Total	24578	264030
2020/09/25 14:38:31	Gratiot	Diagnostic	17443	428459
2020/09/25 14:38:31	Gratiot	Serology	423	10390
2020/09/25 14:38:31	Gratiot	Total	17866	438849
2020/09/25 14:38:31	Hillsdale	Diagnostic	11648	255411
2020/09/25 14:38:31	Hillsdale	Serology	326	7148
2020/09/25 14:38:31	Hillsdale	Total	11974	262559
2020/09/25 14:38:31	Houghton	Diagnostic	9983	279761

2020/09/25 14:38:31	Houghton	Serology	136	3811
2020/09/25 14:38:31	Houghton	Total	10119	283572
2020/09/25 14:38:31	Huron	Serology	273	8812
2020/09/25 14:38:31	Huron	Diagnostic	9515	307124
2020/09/25 14:38:31	Huron	Total	9788	315936
2020/09/25 14:38:31	Ingham	Diagnostic	108301	370379
2020/09/25 14:38:31	Ingham	Serology	13231	45249
2020/09/25 14:38:31	Ingham	Total	121532	415628
2020/09/25 14:38:31	Ionia	Diagnostic	19807	306150
2020/09/25 14:38:31	Ionia	Serology	1087	16801
2020/09/25 14:38:31	Ionia	Total	20894	322952
2020/09/25 14:38:31	Iosco	Diagnostic	7398	294424
2020/09/25 14:38:31	Iosco	Serology	180	7164
2020/09/25 14:38:31	Iosco	Total	7578	301588
2020/09/25 14:38:31	Iron	Diagnostic	6681	603741
2020/09/25 14:38:31	Iron	Serology	25	2259
2020/09/25 14:38:31	Iron	Total	6706	606000
2020/09/25 14:38:31	Isabella	Diagnostic	13044	186684
2020/09/25 14:38:31	Isabella	Serology	534	7643
2020/09/25 14:38:31	Isabella	Total	13578	194327
2020/09/25 14:38:31	Jackson	Diagnostic	63537	400839
2020/09/25 14:38:31	Jackson	Serology	1566	9880
2020/09/25 14:38:31	Jackson	Total	65103	410719
2020/09/25 14:38:31	Kalamazoo	Diagnostic	80891	305173
2020/09/25 14:38:31	Kalamazoo	Serology	2937	11080
2020/09/25 14:38:31	Kalamazoo	Total	83828	316253
2020/09/25 14:38:31	Kalkaska	Diagnostic	6035	334571
2020/09/25 14:38:31	Kalkaska	Serology	137	7595
2020/09/25 14:38:31	Kalkaska	Total	6172	342167
2020/09/25 14:38:31	Kent	Diagnostic	250289	380983
2020/09/25 14:38:31	Kent	Serology	16099	24505
2020/09/25 14:38:31	Kent	Total	266388	405489
2020/09/25 14:38:31	Keweenaw	Diagnostic	552	260870
2020/09/25 14:38:31	Keweenaw	Serology	16	7561
2020/09/25 14:38:31	Keweenaw	Total	568	268431
2020/09/25 14:38:31	Lake	Serology	111	9365
2020/09/25 14:38:31	Lake	Diagnostic	3562	300515
2020/09/25 14:38:31	Lake	Total	3673	309879
2020/09/25 14:38:31	Lapeer	Diagnostic	17812	203317
2020/09/25 14:38:31	Lapeer	Serology	1649	18823
2020/09/25 14:38:31	Lapeer	Total	19461	222140
2020/09/25 14:38:31	Leelanau	Diagnostic	4002	183907
2020/09/25 14:38:31	Leelanau	Serology	166	7628
2020/09/25 14:38:31	Leelanau	Total	4168	191535
2020/09/25 14:38:31	Lenawee	Diagnostic	24908	252999
2020/09/25 14:38:31	Lenawee	Serology	898	9121
2020/09/25 14:38:31	Lenawee	Total	25806	262120
2020/09/25 14:38:31	Livingston	Serology	4510	23490
2020/09/25 14:38:31	Livingston	Diagnostic	55522	289185
2020/09/25 14:38:31	Livingston	Total	60032	312675

2020/09/25 14:38:31	Luce	Serology	33	5298
2020/09/25 14:38:31	Luce	Diagnostic	1417	227484
2020/09/25 14:38:31	Luce	Total	1450	232782
2020/09/25 14:38:31	Mackinac	Serology	55	5093
2020/09/25 14:38:31	Mackinac	Diagnostic	2178	201685
2020/09/25 14:38:31	Mackinac	Total	2233	206778
2020/09/25 14:38:31	Macomb	Serology	28873	33037
2020/09/25 14:38:31	Macomb	Diagnostic	236960	271130
2020/09/25 14:38:31	Macomb	Total	265833	304166
2020/09/25 14:38:31	Manistee	Diagnostic	4821	196311
2020/09/25 14:38:31	Manistee	Serology	231	9406
2020/09/25 14:38:31	Manistee	Total	5052	205717
2020/09/25 14:38:31	Marquette	Diagnostic	32216	483006
2020/09/25 14:38:31	Marquette	Serology	940	14093
2020/09/25 14:38:31	Marquette	Total	33156	497099
2020/09/25 14:38:31	Mason	Diagnostic	10471	359285
2020/09/25 14:38:31	Mason	Serology	456	15646
2020/09/25 14:38:31	Mason	Total	10927	374931
2020/09/25 14:38:31	Mecosta	Diagnostic	12306	283203
2020/09/25 14:38:31	Mecosta	Serology	441	10149
2020/09/25 14:38:31	Mecosta	Total	12747	293351
2020/09/25 14:38:31	Menominee	Serology	43	1888
2020/09/25 14:38:31	Menominee	Diagnostic	5060	222125
2020/09/25 14:38:31	Menominee	Total	5103	224012
2020/09/25 14:38:31	Midland	Serology	1563	18796
2020/09/25 14:38:31	Midland	Diagnostic	13442	161648
2020/09/25 14:38:31	Midland	Total	15005	180444
2020/09/25 14:38:31	Missaukee	Serology	113	7475
2020/09/25 14:38:31	Missaukee	Diagnostic	2944	194735
2020/09/25 14:38:31	Missaukee	Total	3057	202209
2020/09/25 14:38:31	Monroe	Diagnostic	37183	247063
2020/09/25 14:38:31	Monroe	Serology	2561	17017
2020/09/25 14:38:31	Monroe	Total	39744	264080
2020/09/25 14:38:31	Montcalm	Diagnostic	21191	331690
2020/09/25 14:38:31	Montcalm	Serology	1033	16169
2020/09/25 14:38:31	Montcalm	Total	22224	347859
2020/09/25 14:38:31	Montmorency	Diagnostic	1446	155017
2020/09/25 14:38:31	Montmorency	Serology	117	12543
2020/09/25 14:38:31	Montmorency	Total	1563	167560
2020/09/25 14:38:31	Muskegon	Serology	1372	7905
2020/09/25 14:38:31	Muskegon	Diagnostic	64219	369998
2020/09/25 14:38:31	Muskegon	Total	65591	377902
2020/09/25 14:38:31	Newaygo	Diagnostic	14205	290016
2020/09/25 14:38:31	Newaygo	Serology	670	13679
2020/09/25 14:38:31	Newaygo	Total	14875	303695
2020/09/25 14:38:31	Oakland	Serology	63346	50371
2020/09/25 14:38:31	Oakland	Diagnostic	377509	300186
2020/09/25 14:38:31	Oakland	Total	440855	350557
2020/09/25 14:38:31	Oceana	Diagnostic	11985	452828
2020/09/25 14:38:31	Oceana	Serology	300	11335

2020/09/25 14:38:31	Oceana	Total	12285	464163
2020/09/25 14:38:31	Ogemaw	Diagnostic	4366	207934
2020/09/25 14:38:31	Ogemaw	Serology	164	7811
2020/09/25 14:38:31	Ogemaw	Total	4530	215745
2020/09/25 14:38:31	Ontonagon	Diagnostic	2625	458916
2020/09/25 14:38:31	Ontonagon	Serology	23	4021
2020/09/25 14:38:31	Ontonagon	Total	2648	462937
2020/09/25 14:38:31	Osceola	Diagnostic	7973	339855
2020/09/25 14:38:31	Osceola	Serology	280	11935
2020/09/25 14:38:31	Osceola	Total	8253	351790
2020/09/25 14:38:31	Oscoda	Diagnostic	1367	165878
2020/09/25 14:38:31	Oscoda	Serology	21	2548
2020/09/25 14:38:31	Oscoda	Total	1388	168426
2020/09/25 14:38:31	Otsego	Diagnostic	4177	169329
2020/09/25 14:38:31	Otsego	Serology	281	11391
2020/09/25 14:38:31	Otsego	Total	4458	180720
2020/09/25 14:38:31	Ottawa	Serology	4817	16506
2020/09/25 14:38:31	Ottawa	Diagnostic	102912	352644
2020/09/25 14:38:31	Ottawa	Total	107729	369150
2020/09/25 14:38:31	Presque Isle	Diagnostic	1858	147554
2020/09/25 14:38:31	Presque Isle	Serology	141	11198
2020/09/25 14:38:31	Presque Isle	Total	1999	158752
2020/09/25 14:38:31	Roscommon	Diagnostic	5715	237937
2020/09/25 14:38:31	Roscommon	Serology	286	11907
2020/09/25 14:38:31	Roscommon	Total	6001	249844
2020/09/25 14:38:31	Saginaw	Diagnostic	77920	408945
2020/09/25 14:38:31	Saginaw	Serology	2124	11147
2020/09/25 14:38:31	Saginaw	Total	80044	420092
2020/09/25 14:38:31	Sanilac	Diagnostic	12289	298494
2020/09/25 14:38:31	Sanilac	Serology	488	11853
2020/09/25 14:38:31	Sanilac	Total	12777	310347
2020/09/25 14:38:31	Schoolcraft	Diagnostic	1683	207932
2020/09/25 14:38:31	Schoolcraft	Serology	41	5065
2020/09/25 14:38:31	Schoolcraft	Total	1724	212997
2020/09/25 14:38:31	Shiawassee	Serology	1515	22240
2020/09/25 14:38:31	Shiawassee	Diagnostic	19476	285899
2020/09/25 14:38:31	Shiawassee	Total	20991	308138
2020/09/25 14:38:31	St Clair	Serology	4108	25816
2020/09/25 14:38:31	St Clair	Diagnostic	33522	210661
2020/09/25 14:38:31	St Clair	Total	37630	236476
2020/09/25 14:38:31	St Joseph	Diagnostic	17972	294797
2020/09/25 14:38:31	St Joseph	Serology	610	10006
2020/09/25 14:38:31	St Joseph	Total	18582	304803
2020/09/25 14:38:31	Tuscola	Diagnostic	19959	382027
2020/09/25 14:38:31	Tuscola	Serology	646	12365
2020/09/25 14:38:31	Tuscola	Total	20605	394392
2020/09/25 14:38:31	Unknown	Serology	19769	
2020/09/25 14:38:31	Unknown	Diagnostic	229426	
2020/09/25 14:38:31	Unknown	Total	249195	
2020/09/25 14:38:31	Van Buren	Diagnostic	28099	371302

2020/09/25 14:38:31	Van Buren	Serology	584	7717
2020/09/25 14:38:31	Van Buren	Total	28683	379019
2020/09/25 14:38:31	Washtenaw	Diagnostic	139686	379994
2020/09/25 14:38:31	Washtenaw	Serology	10325	28088
2020/09/25 14:38:31	Washtenaw	Total	150011	408081
2020/09/25 14:38:31	Wayne	Diagnostic	401960	364156
2020/09/25 14:38:31	Wayne	Serology	41763	37835
2020/09/25 14:38:31	Wayne	Total	443723	401991
2020/09/25 14:38:31	Wexford	Serology	240	7136
2020/09/25 14:38:31	Wexford	Diagnostic	8299	246766
2020/09/25 14:38:31	Wexford	Total	8539	253903

# PUBLIC USE DATASETS

## Diagnostic Tests by Result and County

### README

Data include diagnostic tests for COVID-19 by date and county.

Diagnostic tests are used to find current infection and look for genes or proteins from the severe acute respiratory syndrome coronavirus 2 (SARS-CoV-2), the virus that causes COVID-19. These tests, which are performed as nasal swabs, include: Nucleic acid amplification test/real-time polymerase chain reaction (NAAT/RT-PCR) test and rapid virus antigen detection point of care (POC) tests.

Correctional includes state and federal prisons and county and city detection facilities. Testing data represents total tests performed, not individuals tested. A single individual may have more than one test completed.

The total number of positive tests may exceed the number of confirmed cases due to 1) a single individual may have more than one test performed; 2) MDHHS may receive data on positive tests in advance of a local health department classifying an individual as a confirmed or probable case, and 3) although efforts have been made to deduplicate testing data, some duplication may occur.

# DIAGNOSTIC TESTS BY RESULT AND COUNTY 2020-09-25

MessageDate	COUNTY	Negative	Positive	Total
9/24/2020	Alcona	17	0	17
9/24/2020	Alger	13	0	13
9/24/2020	Allegan	443	6	449
9/24/2020	Alpena	28	0	28
9/24/2020	Antrim	20	3	23
9/24/2020	Arenac	17	0	17
9/24/2020	Baraga	356	1	357
9/24/2020	Barry	166	4	170
9/24/2020	Bay	325	6	331
9/24/2020	Benzie	53	0	53
9/24/2020	Berrien	556	15	571
9/24/2020	Branch	116	9	125
9/24/2020	Calhoun	1325	49	1374
9/24/2020	Cass	207	16	223
9/24/2020	Charlevoix	37	1	38
9/24/2020	Cheboygan	27	0	27
9/24/2020	Chippewa	254	0	254
9/24/2020	Clare	62	0	62
9/24/2020	Clinton	168	6	174
9/24/2020	Correctional	2101	3	2104
9/24/2020	Crawford	8	0	8
9/24/2020	Delta	318	31	349
9/24/2020	Detroit City	1670	19	1689
9/24/2020	Dickinson	18	1	19
9/24/2020	Eaton	413	11	424
9/24/2020	Emmet	59	0	59
9/24/2020	Genesee	962	35	997
9/24/2020	Gladwin	102	0	102
9/24/2020	Gogebic	185	0	185
9/24/2020	Grand Traverse	181	2	183
9/24/2020	Gratiot	482	4	486
9/24/2020	Hillsdale	164	9	173
9/24/2020	Houghton	43	1	44
9/24/2020	Huron	136	1	137
9/24/2020	Ingham	1123	50	1173
9/24/2020	Ionia	235	8	243
9/24/2020	Iosco	75	6	81
9/24/2020	Iron	43	8	51
9/24/2020	Isabella	135	5	140
9/24/2020	Jackson	1033	85	1118
9/24/2020	Kalamazoo	1129	60	1189
9/24/2020	Kalkaska	42	1	43
9/24/2020	Kent	2850	89	2939
9/24/2020	Lake	46	0	46
9/24/2020	Lapeer	335	8	343
9/24/2020	Leelanau	36	1	37
9/24/2020	Lenawee	334	6	340



9/24/2020	Livingston	520	21	541
9/24/2020	Luce	6	1	7
9/24/2020	Mackinac	35	1	36
9/24/2020	Macomb	1786	84	1870
9/24/2020	Manistee	37	1	38
9/24/2020	Marquette	462	3	465
9/24/2020	Mason	92	1	93
9/24/2020	Mecosta	284	5	289
9/24/2020	Menominee	77	3	80
9/24/2020	Midland	206	5	211
9/24/2020	Missaukee	27	0	27
9/24/2020	Monroe	560	6	566
9/24/2020	Montcalm	335	5	340
9/24/2020	Montmorency	13	0	13
9/24/2020	Muskegon	997	28	1025
9/24/2020	Newaygo	174	9	183
9/24/2020	Oakland	3244	95	3339
9/24/2020	Oceana	173	3	176
9/24/2020	Ogemaw	21	0	21
9/24/2020	Ontonagon	13	0	13
9/24/2020	Osceola	78	2	80
9/24/2020	Oscoda	5	0	5
9/24/2020	Otsego	54	2	56
9/24/2020	Ottawa	1496	58	1554
9/24/2020	Presque Isle	14	1	15
9/24/2020	Roscommon	53	6	59
9/24/2020	Saginaw	911	24	935
9/24/2020	Sanilac	242	2	244
9/24/2020	Schoolcraft	68	0	68
9/24/2020	Shiawassee	188	7	195
9/24/2020	St Clair	260	8	268
9/24/2020	St Joseph	385	21	406
9/24/2020	Tuscola	431	4	435
9/24/2020	Unknown	1745	24	1769
9/24/2020	Van Buren	271	6	277
9/24/2020	Washtenaw	1334	39	1373
9/24/2020	Wayne	3284	84	3368
9/24/2020	Wexford	76	2	78