



Western Michigan University
ScholarWorks at WMU

Cumulative Michigan COVID-19 Data

Michigan COVID-19 State Data

10-10-2020

2020-10-10_MichiganOverview_COVIDstats

Michigan Department of Health & Human Services

Follow this and additional works at: <https://scholarworks.wmich.edu/michigan-covid-data-state-cumulative>



Part of the Public Health Commons

WMU ScholarWorks Citation

Michigan Department of Health & Human Services, "2020-10-10_MichiganOverview_COVIDstats" (2020).
Cumulative Michigan COVID-19 Data. 220.

<https://scholarworks.wmich.edu/michigan-covid-data-state-cumulative/220>

This Website is brought to you for free and open access
by the Michigan COVID-19 State Data at ScholarWorks at
WMU. It has been accepted for inclusion in Cumulative
Michigan COVID-19 Data by an authorized administrator
of ScholarWorks at WMU. For more information, please
contact wmu-scholarworks@wmich.edu.





Michigan Data

DATA ABOUT
PLACES

LONG TERM CARE FACILITIES

CORONAVIRUS
SYMPTOMS

CUMULATIVE
RECOVERED

OUTBREAK
REPORTING





SCHOOL-RELATED
OUTBREAK REPORTING



Note on deaths (10/10/20): Regular reviews of death certificate data maintained in Vital Records reporting systems are conducted by MDHHS staff three times per week. As a part of this process, records that identify COVID-19 infection as a contributing factor to death are compared against all laboratory confirmed cases of COVID-19 in the Michigan Disease Surveillance System (MDSS). If a death certificate is matched to a confirmed COVID-19 case and that record in the MDSS does not indicate the individual died, the MDSS record is updated to indicate the death and the appropriate local health department is notified. These matched deaths are then included with mortality information posted to the Michigan Coronavirus website. As a result of the most recent assessment, today's data includes 28 additional deaths identified by this methodology. Corrections made by local health departments to the provisional data resulted in a net daily count of 15 deaths.

The State of Michigan is working around the clock to test and treat COVID-19 patients. Below is the most recent data healthcare experts across the state have compiled. It is updated Monday - Saturday.



CURRENT STATUS	DAILY CASES	CUMULATIVE TRENDS	DEMOGRAPHICS	TOTAL TESTING	DIAGNOSTIC TESTING	LEARN MORE
----------------	-------------	-------------------	--------------	---------------	--------------------	------------

[View Cases](#)

[View Deaths](#)

[View Table](#)

Select Preparedness Region:

All

Select County:

All

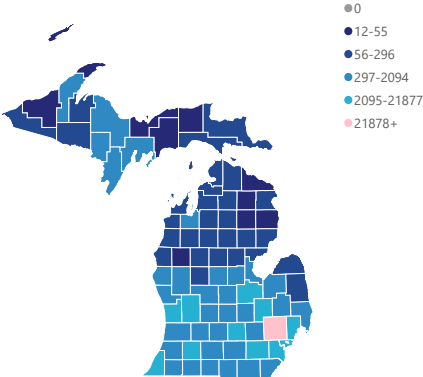
This report is provisional and subject to change. City of Detroit and Wayne County are reported separately. MDHHS began tracking probable cases April 5, 2020. FCI indicates federal correctional institute. MDOC indicates Michigan Department of Corrections. Diagnostic tests, including nucleic acid amplification/real-time polymerase chain reaction (NAAT/RT-PCR) and rapid virus antigen detection point of care (POC) tests, look for current infection. Serology (antibody) tests are used to look for the possibility of previous infection.

Source: Michigan Disease Surveillance System (MDSS) and Vital Records.

COVID-19 Cases by County

Confirmed cases include individuals with a positive diagnostic test for COVID-19. Probable cases include individuals with COVID-19 symptoms and an epidemiologic link to confirmed COVID-19, but no diagnostic test.

Cases by County



Michigan

Saturday, October 10, 2020

Michigan (Statewide) Case Fatality Rate

5.3%

Current Totals

Case Status	Cases	Deaths
Confirmed	128,998	6,816
Probable	14,805	328
Total	143,803	7,144

Laboratory Testing

Test Type	Tests Performed
Diagnostic	4,046,782
Serology	306,564
Total	4,353,346

Microsoft Power BI

< 1 of 7 >



Cases by Hispanic/Latino Ethnicity

Hispanic/Latino Ethnicity	Percentage of Overall Cases by Ethnicity	Percentage of Deceased Cases by Ethnicity
Hispanic/Latino	8%	3%
Non-Hispanic Latino	70%	86%
Unknown	22%	12%

Totals may not add to 100% due to rounding



Cases by Arab Ethnicity

Arab Ethnicity	Percentage of Overall Cases by Ethnicity	Percentage of Deceased Cases by Ethnicity
Arab	5%	2%
Non-Arab	55%	48%
Unknown	40%	50%

Totals may not add to 100% due to rounding

PUBLIC USE DATASETS 10/10/2020

(Downloadable .xlsx files)

Cases and Deaths by County

Cases and Deaths by County by Date

Cases by Demographics Statewide

COVID-19 Tests by County

Diagnostic Tests by Result and County

Cumulative Total of Recovered COVID-19 Cases

Cumulative Total of Recovered COVID-19 Cases (as of 10/09/2020): **104,271**

Note on recovery: During this response, MDHHS is reviewing vital records statistics to identify any laboratory confirmed COVID-19 cases who are 30 days out from their onset of illness to represent recovery status. As the pandemic continues to impact Michigan, this pool will expand to include more cases. Recovered is defined as the number of persons with a confirmed COVID-19 diagnosis who are alive 30 days post-onset (or referral date if onset is not available). The number of persons recovered on October 9, 2020 represents COVID-19 confirmed individuals with an onset date on or prior to September 9, 2020. If an individual dies from a COVID-related cause >30 days from onset/referral, they are removed from the number of persons recovered. These numbers will be updated every Saturday.

Source: Michigan Disease Surveillance System and Vital Records



MICHIGAN.GOV HOME
ADA
MICHIGAN NEWS
POLICIES

COPYRIGHT 2020 STATE OF MICHIGAN



CURRENT STATUS	DAILY CASES	CUMULATIVE TRENDS	DEMOGRAPHICS	TOTAL TESTING	DIAGNOSTIC TESTING	LEARN MORE
----------------	-------------	-------------------	--------------	---------------	--------------------	------------

View Cases

View Deaths

View Table

Select Preparedness Region:

All

Select County:

All

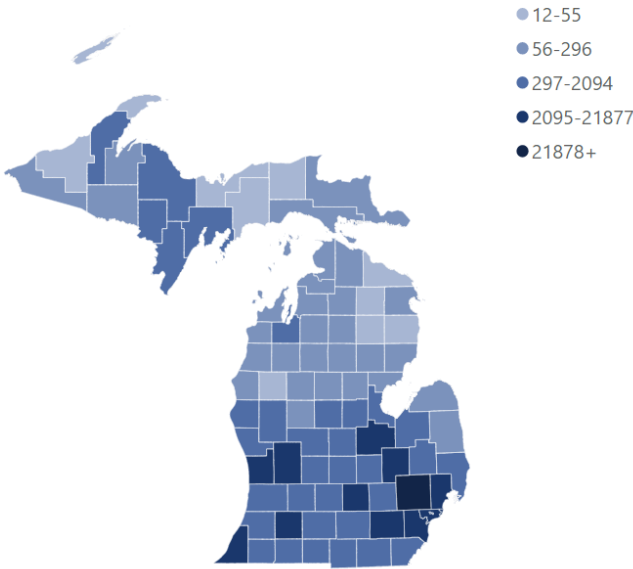
This report is provisional and subject to change. City of Detroit and Wayne County are reported separately. MDHHS began tracking probable cases April 5, 2020. FCI indicates federal correctional institute. MDOC indicates Michigan Department of Corrections. Diagnostic tests, including nucleic acid amplification/real-time polymerase chain reaction (NAAT/RT-PCR) and rapid virus antigen detection point of care (POC) tests, look for current infection. Serology (antibody) tests are used to look for the possibility of previous infection.

Source: Michigan Disease Surveillance System (MDSS) and Vital Records.

COVID-19 Cases by County

Confirmed cases include individuals with a positive diagnostic test for COVID-19. Probable cases include individuals with COVID-19 symptoms and an epidemiologic link to confirmed COVID-19, but no diagnostic test.

Cases by County



Michigan

Saturday, October 10, 2020

Michigan (Statewide) Case Fatality Rate

5.1%

Current Totals

Case Status	Cases	Deaths
Confirmed	134,656	6,891
Probable	14,808	328
Total	149,464	7,219

Laboratory Testing

Test Type	Tests Performed
Diagnostic	4,046,782
Serology	306,564
Total	4,353,346

CURRENT STATUS	DAILY CASES	CUMULATIVE TRENDS	DEMOGRAPHICS	TOTAL TESTING	DIAGNOSTIC TESTING	LEARN MORE
----------------	-------------	-------------------	--------------	---------------	--------------------	------------

View Cases

View Deaths

View Table

Select Preparedness Region:

All

Select County:

All

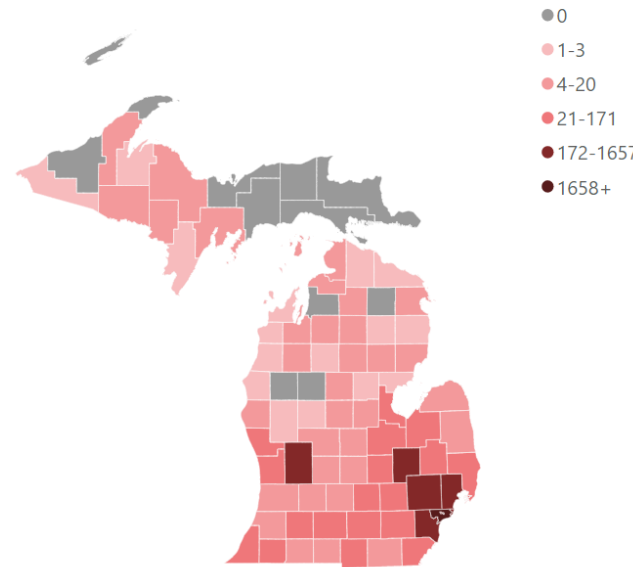
This report is provisional and subject to change. City of Detroit and Wayne County are reported separately. MDHHS began tracking probable cases April 5, 2020. FCI indicates federal correctional institute. MDOC indicates Michigan Department of Corrections. Diagnostic tests, including nucleic acid amplification/real-time polymerase chain reaction (NAAT/RT-PCR) and rapid virus antigen detection point of care (POC) tests, look for current infection. Serology (antibody) tests are used to look for the possibility of previous infection.

Source: Michigan Disease Surveillance System (MDSS) and Vital Records.

COVID-19 Deaths by County

Confirmed deaths include individuals who had a confirmed COVID-19 infection and are classified as deceased by the case investigation, have COVID-19 indicated as a cause of death on their death certificate, or who die within 30 days of infection and their manner of death is listed as natural. Probable deaths include individuals who have COVID indicated on their death certificate, but have not had a positive diagnostic test.

Deaths by County



Michigan

Saturday, October 10, 2020

Michigan (Statewide) Case Fatality Rate

5.1%

Current Totals

Case Status	Cases	Deaths
Confirmed	134,656	6,891
Probable	14,808	328
Total	149,464	7,219

Laboratory Testing

Test Type	Tests Performed
Diagnostic	4,046,782
Serology	306,564
Total	4,353,346

Confirmed Cases

Deaths

View Table

Select Preparedness Region:

All

Select County:

All

Cases are shown by onset date or by lab specimen collection date if onset date was unavailable. Deaths are shown by date of death or date of last status update if date of death was unavailable. Tracking of probable cases and deaths did not begin until April 5, 2020, therefore only probable cases referred for investigation on or after April 5, 2020 are displayed (onset may have been prior).

Notes: FCI indicates federal correctional institute. MDOC indicates Michigan Department of Corrections.

Daily Cases by Status

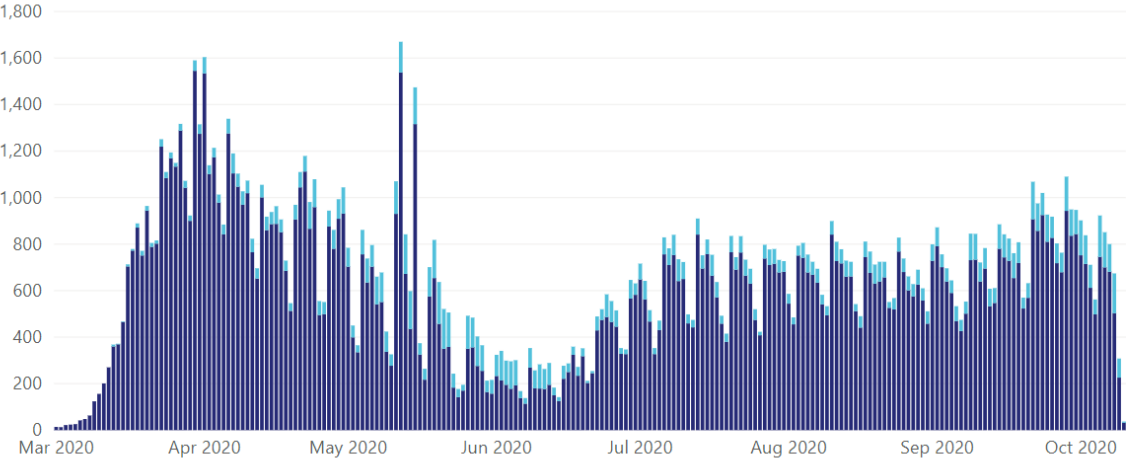
The number of daily confirmed cases represent the total number of people who had a positive diagnostic test for COVID-19 by the date of the onset of their symptoms.

Filter by Date:

3/1/2020 10/10/2020

Cases by Date of Onset

Case Status ● Confirmed ● Probable



CURRENT STATUS

DAILY CASES

CUMULATIVE TRENDS

DEMOGRAPHICS

TOTAL TESTING

DIAGNOSTIC TESTING

LEARN MORE

Confirmed Cases

Deaths

View Table

Select Preparedness Region:

All

Select County:

All

Cases are shown by onset date or by lab specimen collection date if onset date was unavailable. Deaths are shown by date of death or date of last status update if date of death was unavailable. Tracking of probable cases and deaths did not begin until April 5, 2020, therefore only probable cases referred for investigation on or after April 5, 2020 are displayed (onset may have been prior).

Notes: FCI indicates federal correctional institute. MDOC indicates Michigan Department of Corrections.

Daily Deaths by Status

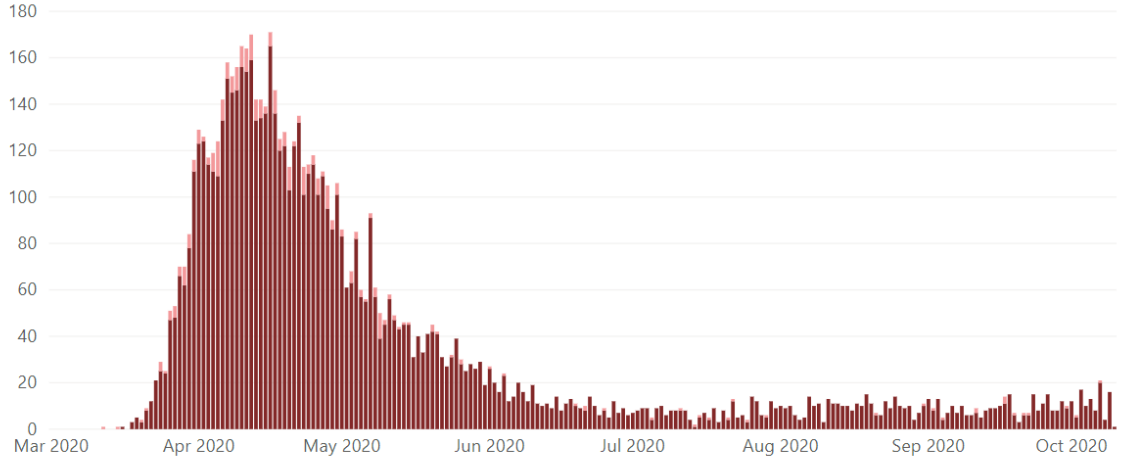
Confirmed deaths include individuals who had a confirmed COVID-19 infection and are classified as deceased by the case investigation, have COVID-19 indicated as a cause of death on their death certificate, or who die within 30 days of infection and their manner of death is listed as natural. Data are shown by the date of death.

Filter by Date:

3/1/2020 10/10/2020

Deaths by Date of Death

Case Status ● Confirmed ● Probable



Cumulative Confirmed Cases and Deaths among Confirmed Cases

Cumulative cases represent the total number of people who had a positive diagnostic test for COVID-19. Cases are shown by the date of onset of symptoms. Cumulative Deaths represent the total number of people who had a confirmed COVID-19 infection and are classified as deceased by the case investigation, have COVID-19 indicated as a cause of death on their death certificate, or who die within 30 days of infection and their manner of death is listed as natural. Deaths are shown by date of death.

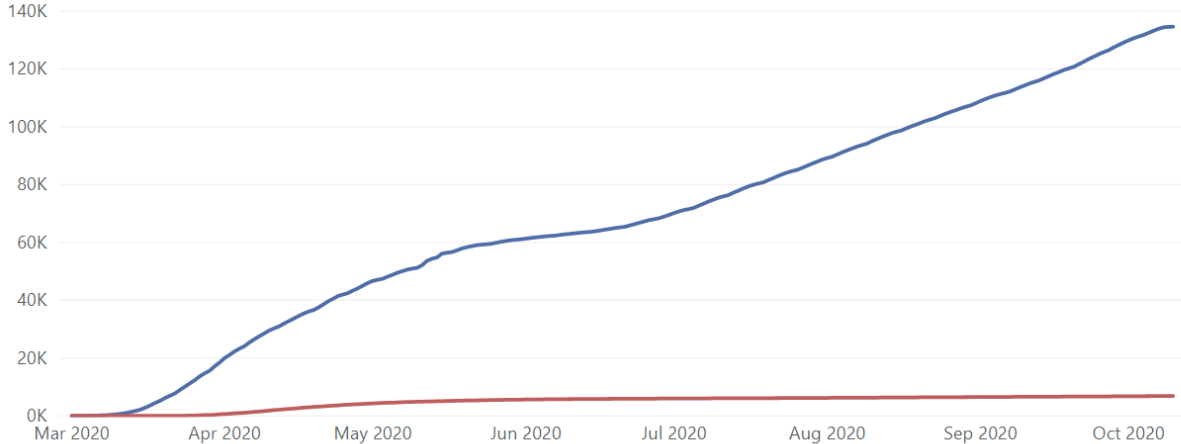
Filter By Date:

3/1/2020

10/10/2020

Cumulative Confirmed Cases and Deaths among Confirmed Cases by Date

Confirmed Cases Deaths



Cases are shown by onset date or by lab specimen collection date if onset date was unavailable. Deaths are shown by date of death or date of last status update if date of death was unavailable. Tracking of probable cases and deaths did not begin until April 5, 2020, therefore these data are not displayed by date.

Notes: FCI indicates federal correctional institute. MDOC indicates Michigan Department of Corrections.

Cases by Demographic Characteristics

Data are suppressed when the number of cases is five or below to protect the confidentiality of individuals. The sum of the cases for individual categories may be fewer than the total number of cases due to data suppression. Rates are not calculated for multiple races, other, and unknown race categories due to the unavailability of an appropriate denominator.

Cases

Deaths

Select case status:

- Confirmed
- Probable

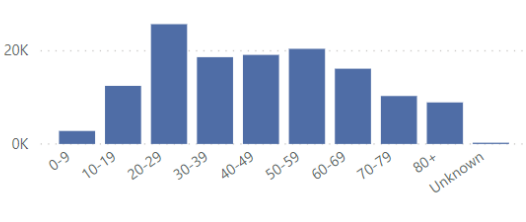
Select Preparedness Region:

All

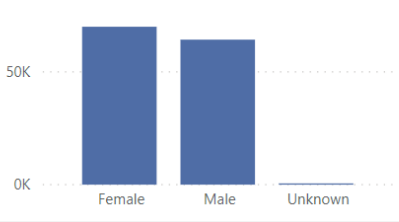
Select county:

All

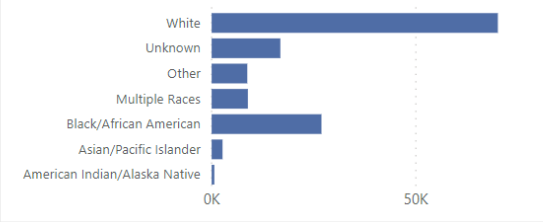
Cases by Age Group



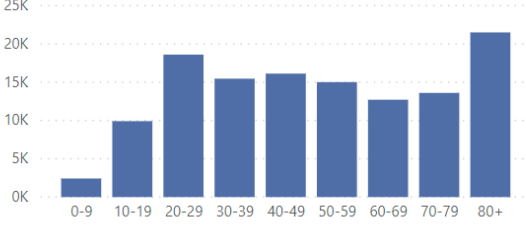
Cases by Sex



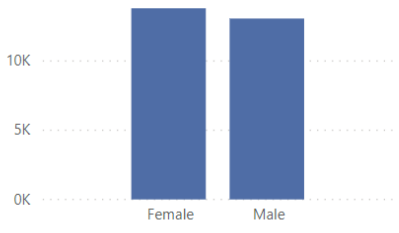
Cases by Race



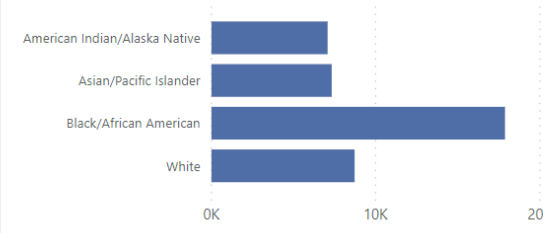
Cases per Million by Age Group



Cases per Million by Sex

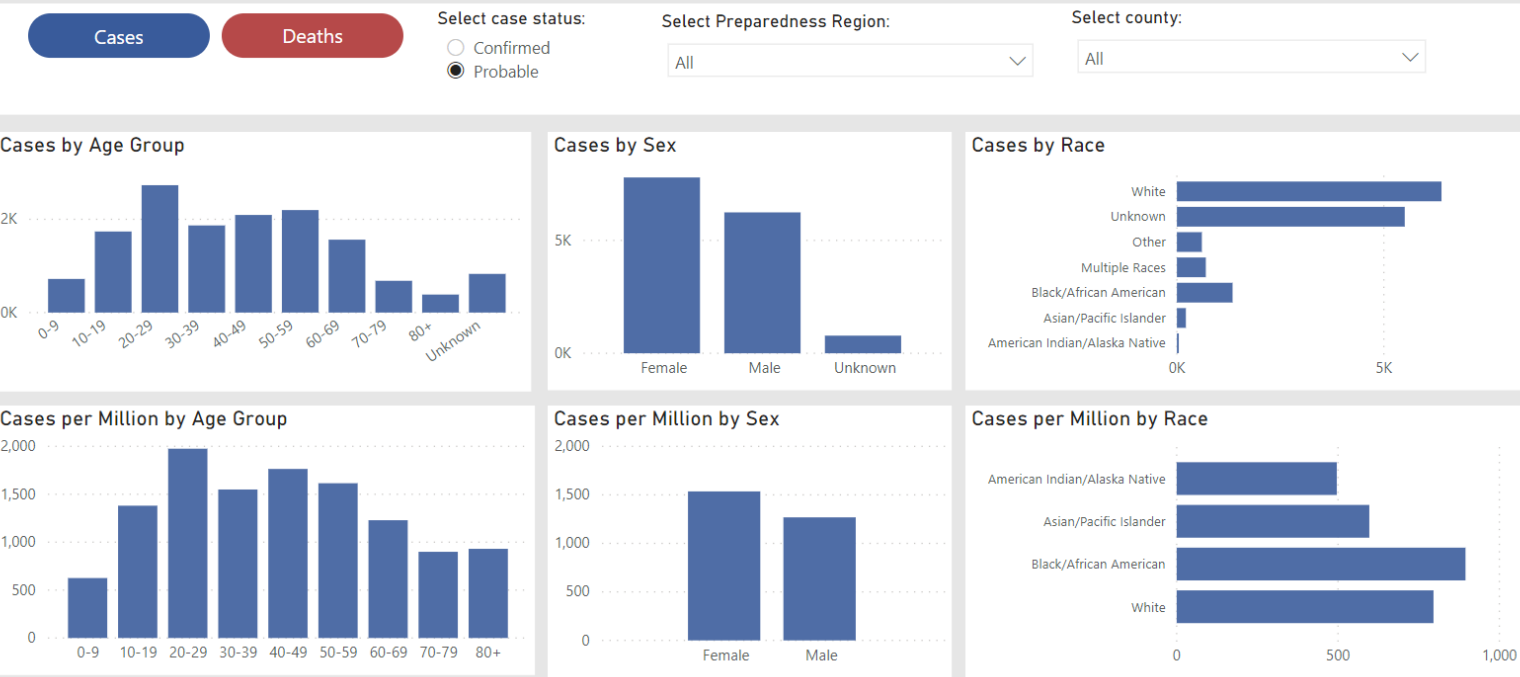


Cases per Million by Race



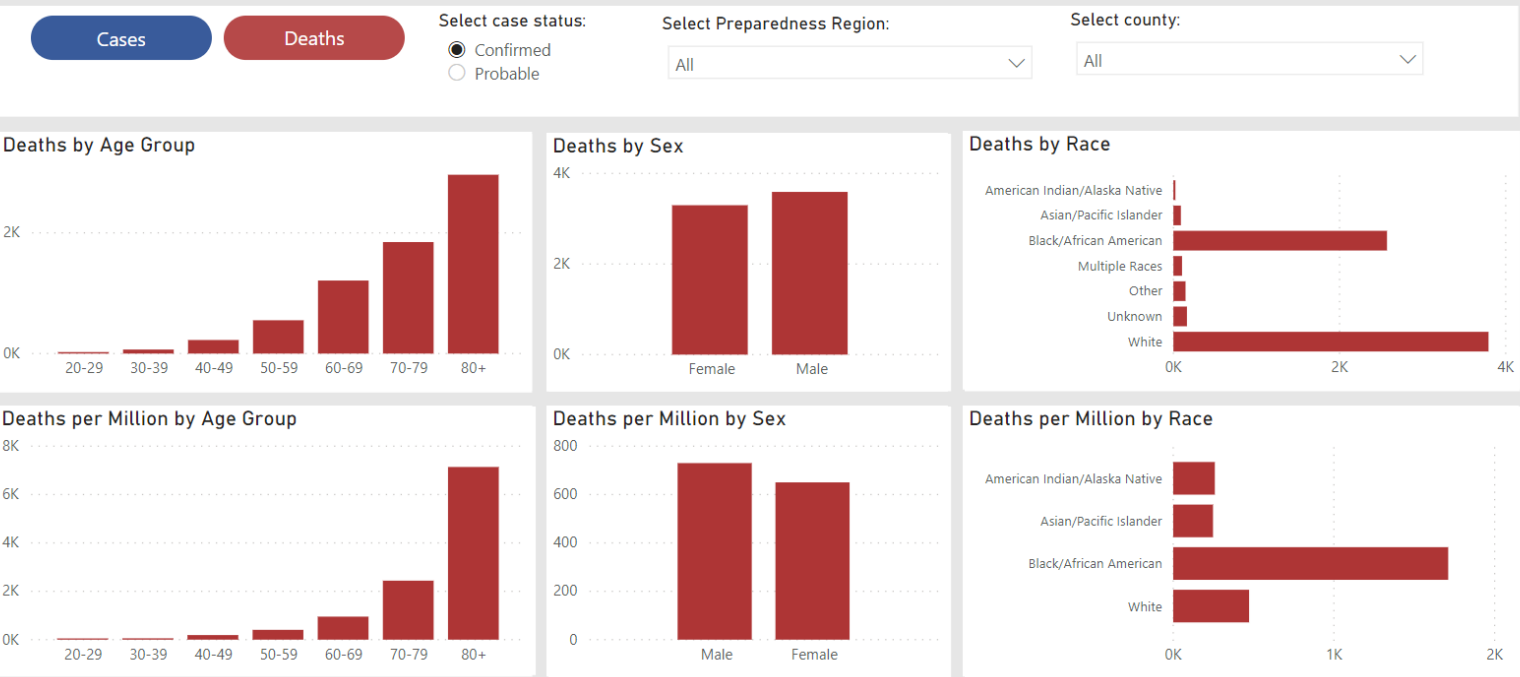
Cases by Demographic Characteristics

Data are suppressed when the number of cases is five or below to protect the confidentiality of individuals. The sum of the cases for individual categories may be fewer than the total number of cases due to data suppression. Rates are not calculated for multiple races, other, and unknown race categories due to the unavailability of an appropriate denominator.



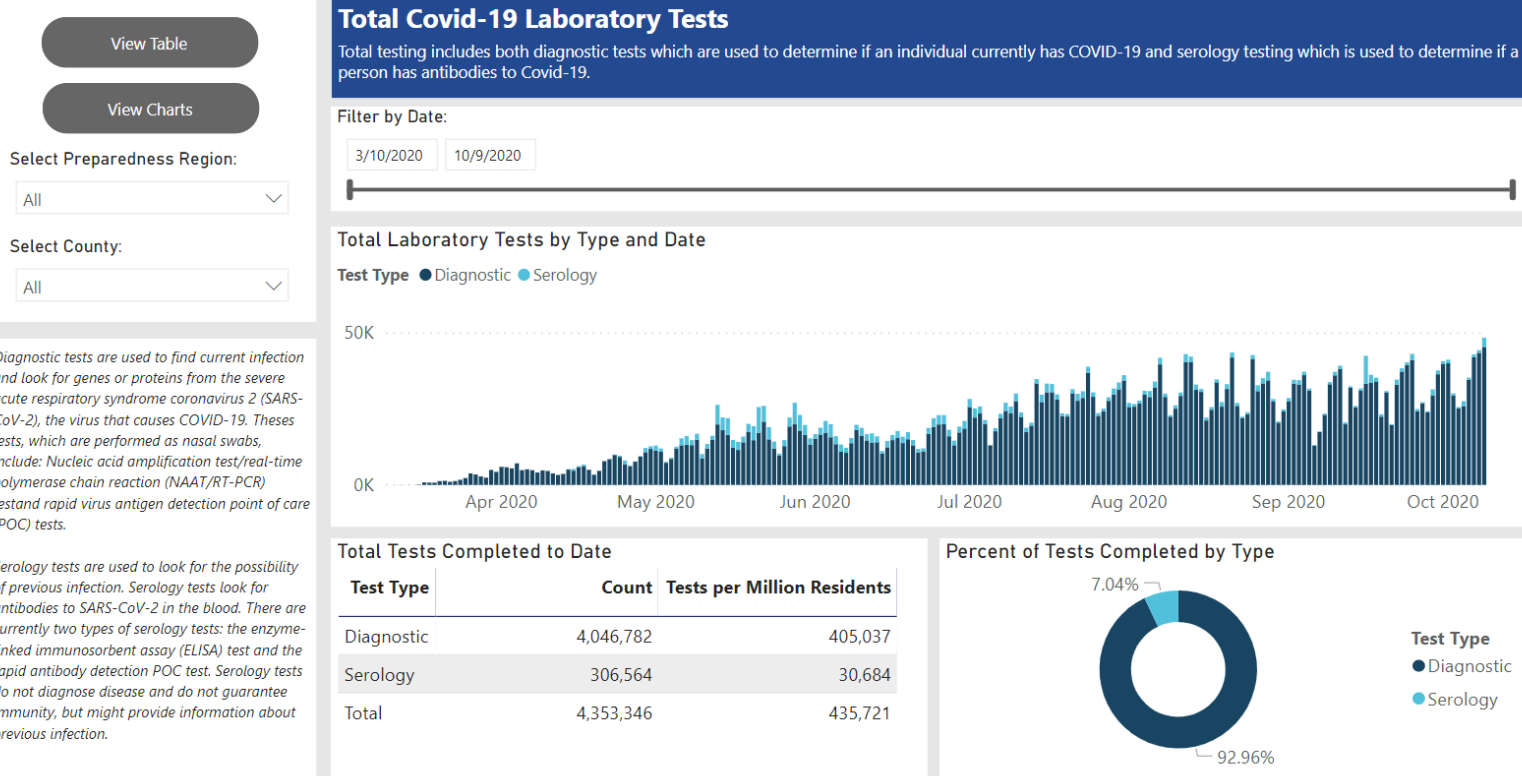
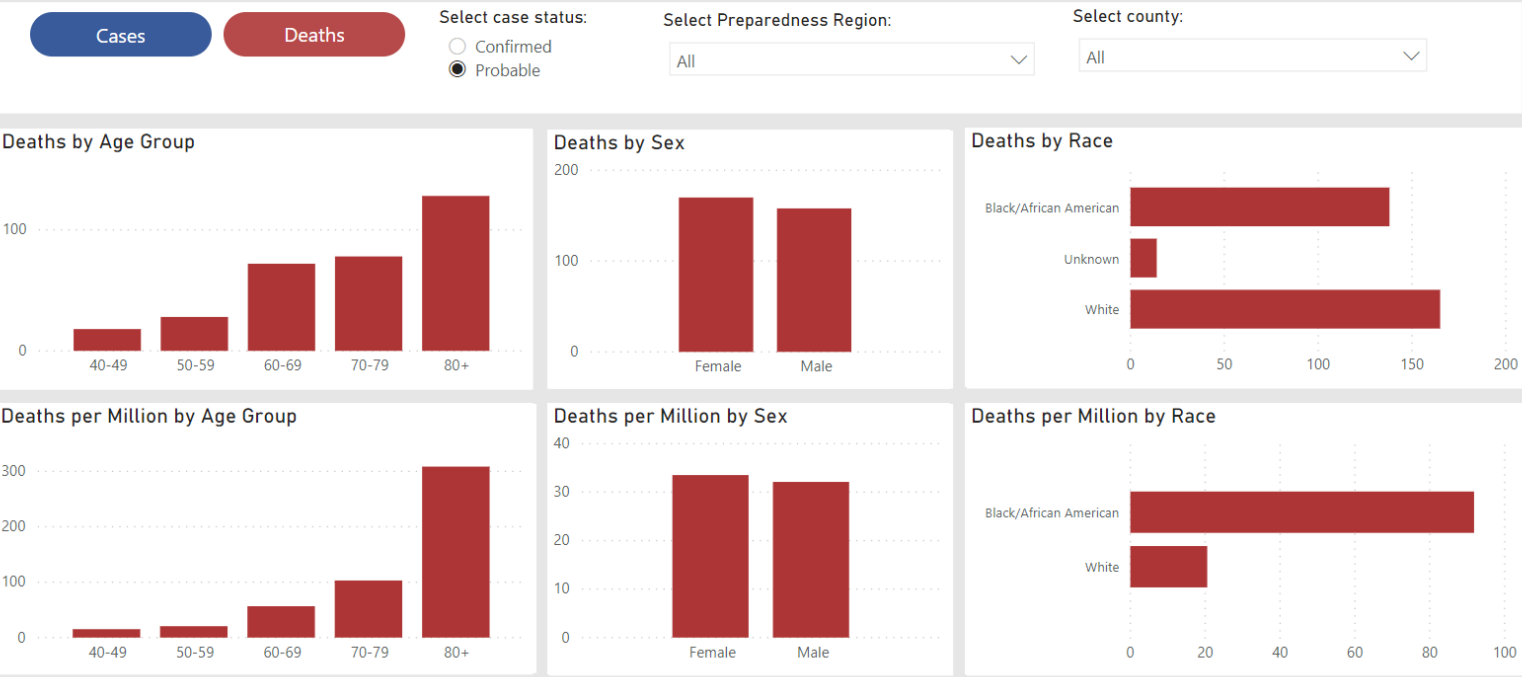
Deaths by Demographic Characteristics

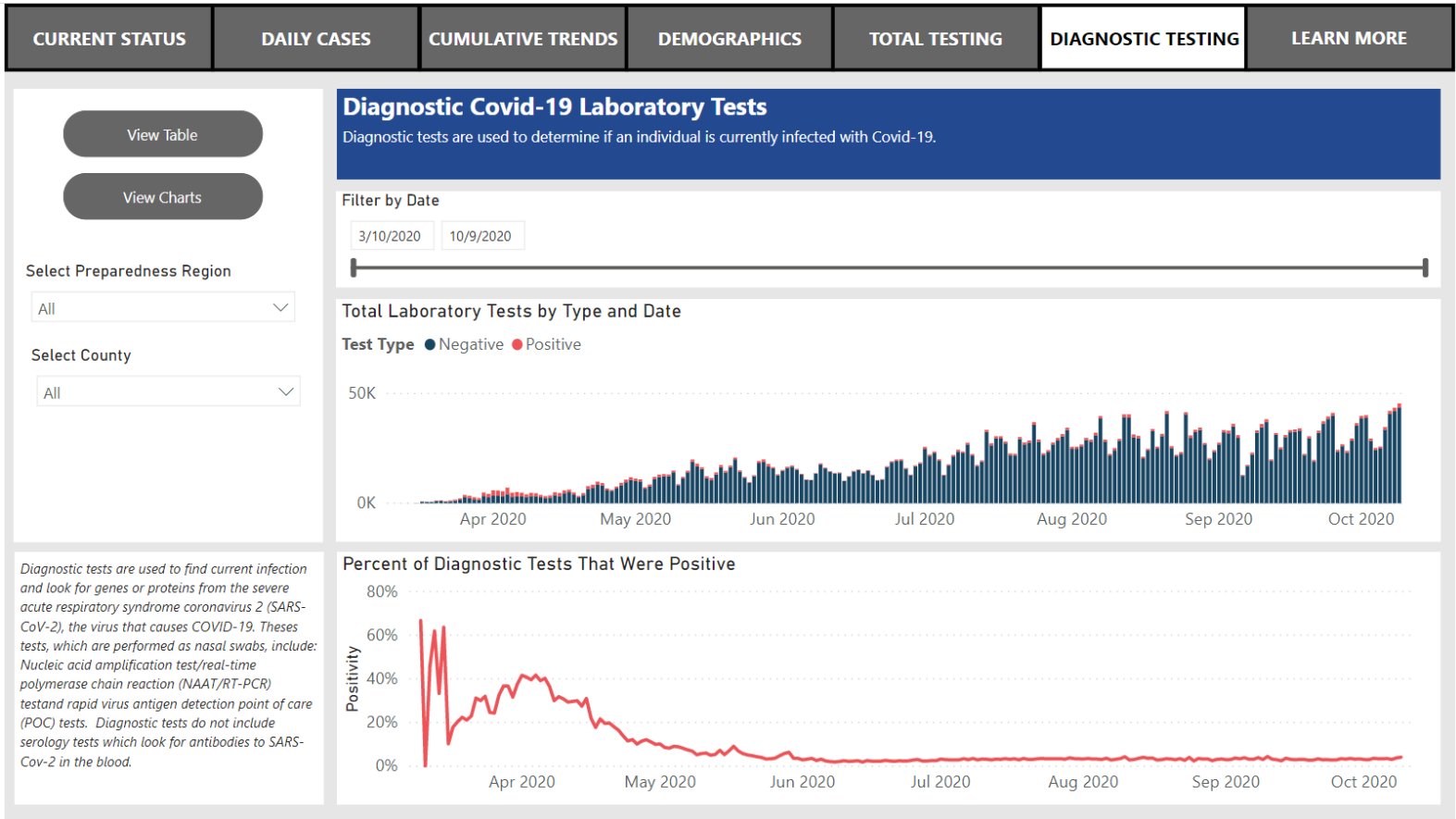
Data are suppressed when the number of deaths is five or below to protect the confidentiality of individuals. The sum of the deaths for individual categories may be fewer than the total number of deaths due to data suppression. Rates are not calculated for multiple races, other, and unknown race categories due to the unavailability of an appropriate denominator.



Deaths by Demographic Characteristics

Data are suppressed when the number of deaths is five or below to protect the confidentiality of individuals. The sum of the deaths for individual categories may be fewer than the total number of deaths due to data suppression. Rates are not calculated for multiple races, other, and unknown race categories due to the unavailability of an appropriate denominator.





PUBLIC USE DATASETS

Cases and Deaths by County

README

Includes total cases and deaths to date by case status (confirmed or probable) and county.

County is based on the county of residence.

Confirmed cases only include individuals who have had a positive diagnostic laboratory test for COVID-19.

Probable cases include individuals who have symptoms consistent with COVID-19 and an epidemiologic link to a confirmed case or a positive serology (antibody) test, but do not have a positive diagnostic laboratory test for COVID-19 and individuals with a positive serology (antibody) test for COVID-19 and an epidemiologic link to a confirmed case.

Confirmed deaths include individuals who meet one or more of the following conditions: 1) Have been identified as a confirmed case and classified as deceased as a result of a case investigation in the Michigan Disease Surveillance System (MDSS). MDSS is the database used by state and local health department to monitor reportable diseases like COVID-19; 2) have been identified as a confirmed case in MDSS had have a death certificate with COVID-19 listed as a cause of death; 3) have been identified as a confirmed case in MDSS and die within 30 days of onset of COVID-19 infection and have a death certificate which classifies their manner death as 'natural'.

Probable deaths include individuals who have COVID indicated as a cause of death on their death certificate but have not had a positive diagnostic laboratory test.

The number of probable cases can change daily based on information obtained through the health department investigation. Probable cases can be re-classified as a confirmed case or determined to not be a case.

CASES AND DEATHS BY COUNTY 2020-10-10

Updated	COUNTY	ConfirmedCases	ConfirmedDeaths	ProbableCases	ProbableDeaths
2020/10/10 14:21:15	Alcona	40	2	8	0
2020/10/10 14:21:15	Alger	36	0	11	0
2020/10/10 14:21:15	Allegan	806	7	95	0
2020/10/10 14:21:15	Alpena	128	14	18	0
2020/10/10 14:21:15	Antrim	70	0	9	0
2020/10/10 14:21:15	Arenac	74	3	7	0
2020/10/10 14:21:15	Baraga	46	3	10	0
2020/10/10 14:21:15	Barry	378	4	36	0
2020/10/10 14:21:15	Bay	998	54	104	0
2020/10/10 14:21:15	Benzie	85	2	6	0
2020/10/10 14:21:15	Berrien	1892	75	203	1
2020/10/10 14:21:15	Branch	617	8	79	1
2020/10/10 14:21:15	Calhoun	1635	49	190	2
2020/10/10 14:21:15	Cass	635	21	54	0
2020/10/10 14:21:15	Charlevoix	103	4	15	0
2020/10/10 14:21:15	Cheboygan	83	2	16	0
2020/10/10 14:21:15	Chippewa	57	0	32	0
2020/10/10 14:21:15	Clare	137	6	12	0
2020/10/10 14:21:15	Clinton	692	14	97	0
2020/10/10 14:21:15	Crawford	119	5	10	0
2020/10/10 14:21:15	Delta	712	13	96	0
2020/10/10 14:21:15	Dickinson	286	5	11	0
2020/10/10 14:21:15	Eaton	735	10	81	0
2020/10/10 14:21:15	Emmet	164	4	13	0
2020/10/10 14:21:15	Genesee	4456	287	838	26
2020/10/10 14:21:15	Gladwin	113	2	16	0
2020/10/10 14:21:15	Gogebic	176	1	16	1
2020/10/10 14:21:15	Grand Traverse	511	9	67	0
2020/10/10 14:21:15	Gratiot	301	16	43	0
2020/10/10 14:21:15	Hillsdale	358	26	36	1
2020/10/10 14:21:15	Houghton	654	5	140	0
2020/10/10 14:21:15	Huron	202	5	42	0
2020/10/10 14:21:15	Ingham	3912	53	77	0
2020/10/10 14:21:15	Ionia	420	7	37	0
2020/10/10 14:21:15	Iosco	207	12	39	1
2020/10/10 14:21:15	Iron	281	10	11	0
2020/10/10 14:21:15	Isabella	731	15	91	0
2020/10/10 14:21:15	Jackson	1298	51	31	2
2020/10/10 14:21:15	Kalamazoo	2919	93	730	3
2020/10/10 14:21:15	Kalkaska	81	4	17	0
2020/10/10 14:21:15	Kent	10401	169	867	3
2020/10/10 14:21:15	Keweenaw	12	0	0	0
2020/10/10 14:21:15	Lake	37	0	1	0
2020/10/10 14:21:15	Lapeer	582	36	116	1
2020/10/10 14:21:15	Leelanau	111	1	8	0
2020/10/10 14:21:15	Lenawee	878	18	48	0
2020/10/10 14:21:15	Livingston	1330	31	236	1

2020/10/10 14:21:15	Luce	20	0	5	0
2020/10/10 14:21:15	Mackinac	81	0	23	0
2020/10/10 14:21:15	Macomb	15095	992	816	49
2020/10/10 14:21:15	Manistee	86	3	6	0
2020/10/10 14:21:15	Marquette	428	12	93	0
2020/10/10 14:21:15	Mason	132	1	16	0
2020/10/10 14:21:15	Mecosta	277	3	16	0
2020/10/10 14:21:15	Menominee	467	3	70	0
2020/10/10 14:21:15	Midland	601	13	118	0
2020/10/10 14:21:15	Missaukee	54	1	16	0
2020/10/10 14:21:15	Monroe	1483	27	179	1
2020/10/10 14:21:15	Montcalm	361	7	31	0
2020/10/10 14:21:15	Montmorency	17	0	1	0
2020/10/10 14:21:15	Muskegon	1610	73	66	0
2020/10/10 14:21:15	Newaygo	431	2	14	0
2020/10/10 14:21:15	Oakland	17551	1168	4327	52
2020/10/10 14:21:15	Oceana	511	6	31	0
2020/10/10 14:21:15	Ogemaw	59	5	17	0
2020/10/10 14:21:15	Ontonagon	50	0	3	0
2020/10/10 14:21:15	Osceola	95	0	11	0
2020/10/10 14:21:15	Oscoda	30	1	20	0
2020/10/10 14:21:15	Otsego	177	11	24	0
2020/10/10 14:21:15	Ottawa	3742	65	179	5
2020/10/10 14:21:15	Presque Isle	27	1	2	0
2020/10/10 14:21:15	Roscommon	93	4	21	0
2020/10/10 14:21:15	Saginaw	2973	139	210	5
2020/10/10 14:21:15	Sanilac	151	6	7	1
2020/10/10 14:21:15	Schoolcraft	39	0	4	0
2020/10/10 14:21:15	Shiawassee	539	31	34	1
2020/10/10 14:21:15	St Clair	989	60	164	1
2020/10/10 14:21:15	St Joseph	782	12	131	0
2020/10/10 14:21:15	Tuscola	472	33	69	0
2020/10/10 14:21:15	Van Buren	757	16	89	2
2020/10/10 14:21:15	Washtenaw	3694	116	444	0
2020/10/10 14:21:15	Wayne	19387	1298	1608	50
2020/10/10 14:21:15	Wexford	123	4	17	0
2020/10/10 14:21:15	MDOC	5657	75	3	0
2020/10/10 14:21:15	FCI	190	5	5	0
2020/10/10 14:21:15	Out-of-State	211	1	9	1
2020/10/10 14:21:15	Unknown	10	0	18	0
2020/10/10 14:21:15	Detroit City	14704	1541	1171	117

PUBLIC USE DATASETS

Cases by Demographics Statewide

README

Includes the total number of confirmed and probable cases and confirmed and probable deaths to date by demographic characteristics

Confirmed cases only include individuals who have had a positive diagnostic laboratory test for COVID-19.

Probable cases include individuals who have symptoms consistent with COVID-19 and an epidemiologic link to a confirmed case or a positive serology (antibody) test, but do not have a positive diagnostic laboratory test for COVID-19 and individuals with a positive serology (antibody) test for COVID-19 and an epidemiologic link to a confirmed case.

Confirmed deaths include individuals who meet one or more of the following conditions: 1) Have been identified as a confirmed case and classified as deceased as a result of a case investigation in the Michigan Disease Surveillance System (MDSS). MDSS is the database used by state and local health department to monitor reportable diseases like COVID-19; 2) have been identified as a confirmed case in MDSS had have a death certificate with COVID-19 listed as a cause of death; 3) have been identified as a confirmed case in MDSS and die within 30 days of onset of COVID-19 infection and have a death certificate which classifies their manner death as 'natural'.

Probable deaths include individuals who have COVID indicated as a cause of death on their death certificate but have not had a positive diagnostic laboratory test.

The number of probable cases can change daily based on information obtained through the health department investigation. Probable cases can be re-classified as a confirmed case or determined to not be a case.

Data is suppressed when the number of cases or deaths in a single category is between one and five to protect the confidentiality of individuals.

CASES BY DEMOGRAPHICS STATEWIDE 2020-10-10

CASE_STATUS	AgeCat	RaceCat	SEX	Cases	Deaths
Confirmed	0-9	American Indian/Alaska Native	Female	10	0
Confirmed	10-19	American Indian/Alaska Native	Female	35	0
Confirmed	20-29	American Indian/Alaska Native	Female	67	0
Confirmed	30-39	American Indian/Alaska Native	Female	52	0
Confirmed	40-49	American Indian/Alaska Native	Female	51	0
Confirmed	50-59	American Indian/Alaska Native	Female	59	0
Confirmed	60-69	American Indian/Alaska Native	Female	30	Suppressed
Confirmed	70-79	American Indian/Alaska Native	Female	21	Suppressed
Confirmed	80+	American Indian/Alaska Native	Female	9	Suppressed
Confirmed	Unknown	American Indian/Alaska Native	Female	0	0
Confirmed	0-9	Asian/Pacific Islander	Female	26	0
Confirmed	10-19	Asian/Pacific Islander	Female	97	0
Confirmed	20-29	Asian/Pacific Islander	Female	262	0
Confirmed	30-39	Asian/Pacific Islander	Female	269	0
Confirmed	40-49	Asian/Pacific Islander	Female	258	0
Confirmed	50-59	Asian/Pacific Islander	Female	221	Suppressed
Confirmed	60-69	Asian/Pacific Islander	Female	123	Suppressed
Confirmed	70-79	Asian/Pacific Islander	Female	57	11
Confirmed	80+	Asian/Pacific Islander	Female	60	23
Confirmed	Unknown	Asian/Pacific Islander	Female	0	0
Confirmed	0-9	Black/African American	Female	198	Suppressed
Confirmed	10-19	Black/African American	Female	541	Suppressed
Confirmed	20-29	Black/African American	Female	2180	Suppressed
Confirmed	30-39	Black/African American	Female	2151	8
Confirmed	40-49	Black/African American	Female	2245	54
Confirmed	50-59	Black/African American	Female	2193	109
Confirmed	60-69	Black/African American	Female	1988	232
Confirmed	70-79	Black/African American	Female	1360	326
Confirmed	80+	Black/African American	Female	1054	438
Confirmed	Unknown	Black/African American	Female	Suppressed	0
Confirmed	0-9	Multiple Races	Female	90	0
Confirmed	10-19	Multiple Races	Female	456	0
Confirmed	20-29	Multiple Races	Female	1004	0
Confirmed	30-39	Multiple Races	Female	715	0
Confirmed	40-49	Multiple Races	Female	807	Suppressed
Confirmed	50-59	Multiple Races	Female	863	Suppressed
Confirmed	60-69	Multiple Races	Female	518	Suppressed
Confirmed	70-79	Multiple Races	Female	255	12
Confirmed	80+	Multiple Races	Female	223	23
Confirmed	Unknown	Multiple Races	Female	Suppressed	0
Confirmed	0-9	Other	Female	173	0
Confirmed	10-19	Other	Female	534	0
Confirmed	20-29	Other	Female	983	0
Confirmed	30-39	Other	Female	692	Suppressed
Confirmed	40-49	Other	Female	672	Suppressed
Confirmed	50-59	Other	Female	475	Suppressed
Confirmed	60-69	Other	Female	298	15

Confirmed	70-79	Other	Female	158	16
Confirmed	80+	Other	Female	128	25
Confirmed	Unknown	Other	Female	0	0
Confirmed	0-9	Unknown	Female	131	0
Confirmed	10-19	Unknown	Female	766	0
Confirmed	20-29	Unknown	Female	1445	0
Confirmed	30-39	Unknown	Female	1171	0
Confirmed	40-49	Unknown	Female	1308	Suppressed
Confirmed	50-59	Unknown	Female	1311	7
Confirmed	60-69	Unknown	Female	977	13
Confirmed	70-79	Unknown	Female	540	20
Confirmed	80+	Unknown	Female	600	33
Confirmed	Unknown	Unknown	Female	27	0
Confirmed	0-9	White	Female	660	0
Confirmed	10-19	White	Female	4046	0
Confirmed	20-29	White	Female	7663	Suppressed
Confirmed	30-39	White	Female	4422	10
Confirmed	40-49	White	Female	4557	27
Confirmed	50-59	White	Female	5078	71
Confirmed	60-69	White	Female	3908	189
Confirmed	70-79	White	Female	2812	417
Confirmed	80+	White	Female	3607	1174
Confirmed	Unknown	White	Female	24	0
Confirmed	0-9	American Indian/Alaska Native	Male	12	0
Confirmed	10-19	American Indian/Alaska Native	Male	25	0
Confirmed	20-29	American Indian/Alaska Native	Male	47	0
Confirmed	30-39	American Indian/Alaska Native	Male	36	0
Confirmed	40-49	American Indian/Alaska Native	Male	47	0
Confirmed	50-59	American Indian/Alaska Native	Male	38	Suppressed
Confirmed	60-69	American Indian/Alaska Native	Male	35	8
Confirmed	70-79	American Indian/Alaska Native	Male	19	6
Confirmed	80+	American Indian/Alaska Native	Male	7	Suppressed
Confirmed	Unknown	American Indian/Alaska Native	Male	0	0
Confirmed	0-9	Asian/Pacific Islander	Male	46	0
Confirmed	10-19	Asian/Pacific Islander	Male	97	0
Confirmed	20-29	Asian/Pacific Islander	Male	274	0
Confirmed	30-39	Asian/Pacific Islander	Male	235	0
Confirmed	40-49	Asian/Pacific Islander	Male	199	Suppressed
Confirmed	50-59	Asian/Pacific Islander	Male	185	Suppressed
Confirmed	60-69	Asian/Pacific Islander	Male	138	14
Confirmed	70-79	Asian/Pacific Islander	Male	62	16
Confirmed	80+	Asian/Pacific Islander	Male	38	17
Confirmed	Unknown	Asian/Pacific Islander	Male	Suppressed	0
Confirmed	0-9	Black/African American	Male	194	0
Confirmed	10-19	Black/African American	Male	541	0
Confirmed	20-29	Black/African American	Male	1317	11
Confirmed	30-39	Black/African American	Male	1264	29
Confirmed	40-49	Black/African American	Male	1465	73
Confirmed	50-59	Black/African American	Male	1848	191
Confirmed	60-69	Black/African American	Male	1901	334

Confirmed	70-79	Black/African American	Male	1255	414
Confirmed	80+	Black/African American	Male	611	311
Confirmed	Unknown	Black/African American	Male	Suppressed	0
Confirmed	0-9	Multiple Races	Male	118	Suppressed
Confirmed	10-19	Multiple Races	Male	426	0
Confirmed	20-29	Multiple Races	Male	735	0
Confirmed	30-39	Multiple Races	Male	542	Suppressed
Confirmed	40-49	Multiple Races	Male	596	Suppressed
Confirmed	50-59	Multiple Races	Male	629	Suppressed
Confirmed	60-69	Multiple Races	Male	445	20
Confirmed	70-79	Multiple Races	Male	234	14
Confirmed	80+	Multiple Races	Male	96	16
Confirmed	Unknown	Multiple Races	Male	Suppressed	0
Confirmed	0-9	Other	Male	202	0
Confirmed	10-19	Other	Male	585	0
Confirmed	20-29	Other	Male	1113	Suppressed
Confirmed	30-39	Other	Male	843	Suppressed
Confirmed	40-49	Other	Male	727	7
Confirmed	50-59	Other	Male	545	8
Confirmed	60-69	Other	Male	327	27
Confirmed	70-79	Other	Male	166	21
Confirmed	80+	Other	Male	74	16
Confirmed	Unknown	Other	Male	Suppressed	0
Confirmed	0-9	Unknown	Male	174	0
Confirmed	10-19	Unknown	Male	821	0
Confirmed	20-29	Unknown	Male	1473	0
Confirmed	30-39	Unknown	Male	1160	Suppressed
Confirmed	40-49	Unknown	Male	1165	10
Confirmed	50-59	Unknown	Male	1230	8
Confirmed	60-69	Unknown	Male	932	16
Confirmed	70-79	Unknown	Male	460	23
Confirmed	80+	Unknown	Male	299	28
Confirmed	Unknown	Unknown	Male	21	0
Confirmed	0-9	White	Male	747	0
Confirmed	10-19	White	Male	3418	0
Confirmed	20-29	White	Male	6132	Suppressed
Confirmed	30-39	White	Male	3618	14
Confirmed	40-49	White	Male	3634	40
Confirmed	50-59	White	Male	4593	126
Confirmed	60-69	White	Male	3945	308
Confirmed	70-79	White	Male	2681	522
Confirmed	80+	White	Male	2076	850
Confirmed	Unknown	White	Male	17	0
Confirmed	0-9	American Indian/Alaska Native	Unknown	0	0
Confirmed	10-19	American Indian/Alaska Native	Unknown	0	0
Confirmed	20-29	American Indian/Alaska Native	Unknown	0	0
Confirmed	30-39	American Indian/Alaska Native	Unknown	0	0
Confirmed	40-49	American Indian/Alaska Native	Unknown	0	0
Confirmed	50-59	American Indian/Alaska Native	Unknown	0	0
Confirmed	60-69	American Indian/Alaska Native	Unknown	0	0

Confirmed	70-79	American Indian/Alaska Native	Unknown	0	0
Confirmed	80+	American Indian/Alaska Native	Unknown	0	0
Confirmed	Unknown	American Indian/Alaska Native	Unknown	0	0
Confirmed	0-9	Asian/Pacific Islander	Unknown	0	0
Confirmed	10-19	Asian/Pacific Islander	Unknown	Suppressed	0
Confirmed	20-29	Asian/Pacific Islander	Unknown	0	0
Confirmed	30-39	Asian/Pacific Islander	Unknown	Suppressed	0
Confirmed	40-49	Asian/Pacific Islander	Unknown	Suppressed	0
Confirmed	50-59	Asian/Pacific Islander	Unknown	0	0
Confirmed	60-69	Asian/Pacific Islander	Unknown	0	0
Confirmed	70-79	Asian/Pacific Islander	Unknown	0	0
Confirmed	80+	Asian/Pacific Islander	Unknown	0	0
Confirmed	Unknown	Asian/Pacific Islander	Unknown	0	0
Confirmed	0-9	Black/African American	Unknown	Suppressed	0
Confirmed	10-19	Black/African American	Unknown	7	0
Confirmed	20-29	Black/African American	Unknown	Suppressed	0
Confirmed	30-39	Black/African American	Unknown	Suppressed	0
Confirmed	40-49	Black/African American	Unknown	Suppressed	0
Confirmed	50-59	Black/African American	Unknown	Suppressed	0
Confirmed	60-69	Black/African American	Unknown	Suppressed	0
Confirmed	70-79	Black/African American	Unknown	Suppressed	0
Confirmed	80+	Black/African American	Unknown	Suppressed	0
Confirmed	Unknown	Black/African American	Unknown	0	0
Confirmed	0-9	Multiple Races	Unknown	0	0
Confirmed	10-19	Multiple Races	Unknown	Suppressed	0
Confirmed	20-29	Multiple Races	Unknown	8	0
Confirmed	30-39	Multiple Races	Unknown	Suppressed	0
Confirmed	40-49	Multiple Races	Unknown	Suppressed	0
Confirmed	50-59	Multiple Races	Unknown	Suppressed	Suppressed
Confirmed	60-69	Multiple Races	Unknown	Suppressed	0
Confirmed	70-79	Multiple Races	Unknown	Suppressed	0
Confirmed	80+	Multiple Races	Unknown	0	0
Confirmed	Unknown	Multiple Races	Unknown	Suppressed	0
Confirmed	0-9	Other	Unknown	Suppressed	0
Confirmed	10-19	Other	Unknown	Suppressed	0
Confirmed	20-29	Other	Unknown	Suppressed	0
Confirmed	30-39	Other	Unknown	Suppressed	0
Confirmed	40-49	Other	Unknown	6	0
Confirmed	50-59	Other	Unknown	Suppressed	0
Confirmed	60-69	Other	Unknown	Suppressed	0
Confirmed	70-79	Other	Unknown	0	0
Confirmed	80+	Other	Unknown	0	0
Confirmed	Unknown	Other	Unknown	Suppressed	0
Confirmed	0-9	Unknown	Unknown	8	0
Confirmed	10-19	Unknown	Unknown	10	0
Confirmed	20-29	Unknown	Unknown	44	0
Confirmed	30-39	Unknown	Unknown	30	0
Confirmed	40-49	Unknown	Unknown	37	0
Confirmed	50-59	Unknown	Unknown	27	0
Confirmed	60-69	Unknown	Unknown	15	0

Confirmed	70-79	Unknown	Unknown	Suppressed	0
Confirmed	80+	Unknown	Unknown	7	0
Confirmed	Unknown	Unknown	Unknown	Suppressed	0
Confirmed	0-9	White	Unknown	0	0
Confirmed	10-19	White	Unknown	20	0
Confirmed	20-29	White	Unknown	19	0
Confirmed	30-39	White	Unknown	7	0
Confirmed	40-49	White	Unknown	7	0
Confirmed	50-59	White	Unknown	6	0
Confirmed	60-69	White	Unknown	10	0
Confirmed	70-79	White	Unknown	Suppressed	0
Confirmed	80+	White	Unknown	Suppressed	0
Confirmed	Unknown	White	Unknown	0	0
Probable	0-9	American Indian/Alaska Native	Female	Suppressed	0
Probable	10-19	American Indian/Alaska Native	Female	Suppressed	0
Probable	20-29	American Indian/Alaska Native	Female	9	0
Probable	30-39	American Indian/Alaska Native	Female	Suppressed	0
Probable	40-49	American Indian/Alaska Native	Female	Suppressed	0
Probable	50-59	American Indian/Alaska Native	Female	Suppressed	0
Probable	60-69	American Indian/Alaska Native	Female	Suppressed	0
Probable	70-79	American Indian/Alaska Native	Female	Suppressed	0
Probable	80+	American Indian/Alaska Native	Female	0	0
Probable	Unknown	American Indian/Alaska Native	Female	Suppressed	0
Probable	0-9	Asian/Pacific Islander	Female	9	0
Probable	10-19	Asian/Pacific Islander	Female	15	0
Probable	20-29	Asian/Pacific Islander	Female	29	0
Probable	30-39	Asian/Pacific Islander	Female	22	0
Probable	40-49	Asian/Pacific Islander	Female	12	0
Probable	50-59	Asian/Pacific Islander	Female	18	0
Probable	60-69	Asian/Pacific Islander	Female	6	0
Probable	70-79	Asian/Pacific Islander	Female	Suppressed	0
Probable	80+	Asian/Pacific Islander	Female	0	0
Probable	Unknown	Asian/Pacific Islander	Female	Suppressed	0
Probable	0-9	Black/African American	Female	31	0
Probable	10-19	Black/African American	Female	55	0
Probable	20-29	Black/African American	Female	123	0
Probable	30-39	Black/African American	Female	105	0
Probable	40-49	Black/African American	Female	133	Suppressed
Probable	50-59	Black/African American	Female	143	8
Probable	60-69	Black/African American	Female	115	12
Probable	70-79	Black/African American	Female	52	13
Probable	80+	Black/African American	Female	36	25
Probable	Unknown	Black/African American	Female	6	0
Probable	0-9	Multiple Races	Female	22	0
Probable	10-19	Multiple Races	Female	51	0
Probable	20-29	Multiple Races	Female	68	0
Probable	30-39	Multiple Races	Female	25	0
Probable	40-49	Multiple Races	Female	62	0
Probable	50-59	Multiple Races	Female	63	0
Probable	60-69	Multiple Races	Female	42	0

Probable	70-79	Multiple Races	Female	14	0
Probable	80+	Multiple Races	Female	Suppressed	Suppressed
Probable	Unknown	Multiple Races	Female	12	0
Probable	0-9	Other	Female	22	0
Probable	10-19	Other	Female	49	0
Probable	20-29	Other	Female	60	0
Probable	30-39	Other	Female	51	0
Probable	40-49	Other	Female	51	0
Probable	50-59	Other	Female	31	Suppressed
Probable	60-69	Other	Female	16	Suppressed
Probable	70-79	Other	Female	9	0
Probable	80+	Other	Female	Suppressed	0
Probable	Unknown	Other	Female	6	0
Probable	0-9	Unknown	Female	55	0
Probable	10-19	Unknown	Female	235	0
Probable	20-29	Unknown	Female	470	0
Probable	30-39	Unknown	Female	346	0
Probable	40-49	Unknown	Female	444	0
Probable	50-59	Unknown	Female	444	0
Probable	60-69	Unknown	Female	353	Suppressed
Probable	70-79	Unknown	Female	140	0
Probable	80+	Unknown	Female	76	Suppressed
Probable	Unknown	Unknown	Female	130	0
Probable	0-9	White	Female	185	0
Probable	10-19	White	Female	467	0
Probable	20-29	White	Female	695	0
Probable	30-39	White	Female	409	0
Probable	40-49	White	Female	502	Suppressed
Probable	50-59	White	Female	537	Suppressed
Probable	60-69	White	Female	339	16
Probable	70-79	White	Female	170	21
Probable	80+	White	Female	118	53
Probable	Unknown	White	Female	70	0
Probable	0-9	American Indian/Alaska Native	Male	Suppressed	0
Probable	10-19	American Indian/Alaska Native	Male	Suppressed	0
Probable	20-29	American Indian/Alaska Native	Male	Suppressed	0
Probable	30-39	American Indian/Alaska Native	Male	Suppressed	0
Probable	40-49	American Indian/Alaska Native	Male	Suppressed	0
Probable	50-59	American Indian/Alaska Native	Male	Suppressed	0
Probable	60-69	American Indian/Alaska Native	Male	Suppressed	0
Probable	70-79	American Indian/Alaska Native	Male	0	0
Probable	80+	American Indian/Alaska Native	Male	Suppressed	Suppressed
Probable	Unknown	American Indian/Alaska Native	Male	Suppressed	0
Probable	0-9	Asian/Pacific Islander	Male	15	0
Probable	10-19	Asian/Pacific Islander	Male	8	0
Probable	20-29	Asian/Pacific Islander	Male	28	0
Probable	30-39	Asian/Pacific Islander	Male	25	0
Probable	40-49	Asian/Pacific Islander	Male	7	0
Probable	50-59	Asian/Pacific Islander	Male	10	0
Probable	60-69	Asian/Pacific Islander	Male	Suppressed	0

Probable	70-79	Asian/Pacific Islander	Male	Suppressed	Suppressed
Probable	80+	Asian/Pacific Islander	Male	0	0
Probable	Unknown	Asian/Pacific Islander	Male	0	0
Probable	0-9	Black/African American	Male	36	0
Probable	10-19	Black/African American	Male	50	0
Probable	20-29	Black/African American	Male	74	0
Probable	30-39	Black/African American	Male	62	0
Probable	40-49	Black/African American	Male	63	8
Probable	50-59	Black/African American	Male	92	8
Probable	60-69	Black/African American	Male	89	21
Probable	70-79	Black/African American	Male	47	25
Probable	80+	Black/African American	Male	20	15
Probable	Unknown	Black/African American	Male	Suppressed	0
Probable	0-9	Multiple Races	Male	27	0
Probable	10-19	Multiple Races	Male	51	0
Probable	20-29	Multiple Races	Male	58	0
Probable	30-39	Multiple Races	Male	40	0
Probable	40-49	Multiple Races	Male	50	Suppressed
Probable	50-59	Multiple Races	Male	38	0
Probable	60-69	Multiple Races	Male	27	0
Probable	70-79	Multiple Races	Male	13	0
Probable	80+	Multiple Races	Male	Suppressed	Suppressed
Probable	Unknown	Multiple Races	Male	12	0
Probable	0-9	Other	Male	22	0
Probable	10-19	Other	Male	52	0
Probable	20-29	Other	Male	66	0
Probable	30-39	Other	Male	52	0
Probable	40-49	Other	Male	49	0
Probable	50-59	Other	Male	24	0
Probable	60-69	Other	Male	19	Suppressed
Probable	70-79	Other	Male	8	Suppressed
Probable	80+	Other	Male	Suppressed	0
Probable	Unknown	Other	Male	6	0
Probable	0-9	Unknown	Male	55	0
Probable	10-19	Unknown	Male	228	0
Probable	20-29	Unknown	Male	378	0
Probable	30-39	Unknown	Male	334	Suppressed
Probable	40-49	Unknown	Male	310	Suppressed
Probable	50-59	Unknown	Male	347	0
Probable	60-69	Unknown	Male	245	Suppressed
Probable	70-79	Unknown	Male	96	Suppressed
Probable	80+	Unknown	Male	39	Suppressed
Probable	Unknown	Unknown	Male	96	0
Probable	0-9	White	Male	212	0
Probable	10-19	White	Male	438	0
Probable	20-29	White	Male	605	Suppressed
Probable	30-39	White	Male	344	Suppressed
Probable	40-49	White	Male	342	Suppressed
Probable	50-59	White	Male	393	6
Probable	60-69	White	Male	268	15

Probable	70-79	White	Male	114	14
Probable	80+	White	Male	80	27
Probable	Unknown	White	Male	39	0
Probable	0-9	American Indian/Alaska Native	Unknown	0	0
Probable	10-19	American Indian/Alaska Native	Unknown	0	0
Probable	20-29	American Indian/Alaska Native	Unknown	Suppressed	0
Probable	30-39	American Indian/Alaska Native	Unknown	0	0
Probable	40-49	American Indian/Alaska Native	Unknown	0	0
Probable	50-59	American Indian/Alaska Native	Unknown	0	0
Probable	60-69	American Indian/Alaska Native	Unknown	0	0
Probable	70-79	American Indian/Alaska Native	Unknown	0	0
Probable	80+	American Indian/Alaska Native	Unknown	0	0
Probable	Unknown	American Indian/Alaska Native	Unknown	0	0
Probable	0-9	Asian/Pacific Islander	Unknown	0	0
Probable	10-19	Asian/Pacific Islander	Unknown	0	0
Probable	20-29	Asian/Pacific Islander	Unknown	Suppressed	0
Probable	30-39	Asian/Pacific Islander	Unknown	Suppressed	0
Probable	40-49	Asian/Pacific Islander	Unknown	0	0
Probable	50-59	Asian/Pacific Islander	Unknown	0	0
Probable	60-69	Asian/Pacific Islander	Unknown	0	0
Probable	70-79	Asian/Pacific Islander	Unknown	0	0
Probable	80+	Asian/Pacific Islander	Unknown	0	0
Probable	Unknown	Asian/Pacific Islander	Unknown	0	0
Probable	0-9	Black/African American	Unknown	0	0
Probable	10-19	Black/African American	Unknown	0	0
Probable	20-29	Black/African American	Unknown	Suppressed	0
Probable	30-39	Black/African American	Unknown	0	0
Probable	40-49	Black/African American	Unknown	0	0
Probable	50-59	Black/African American	Unknown	Suppressed	0
Probable	60-69	Black/African American	Unknown	Suppressed	0
Probable	70-79	Black/African American	Unknown	0	0
Probable	80+	Black/African American	Unknown	0	0
Probable	Unknown	Black/African American	Unknown	Suppressed	0
Probable	0-9	Multiple Races	Unknown	Suppressed	0
Probable	10-19	Multiple Races	Unknown	Suppressed	0
Probable	20-29	Multiple Races	Unknown	Suppressed	0
Probable	30-39	Multiple Races	Unknown	Suppressed	0
Probable	40-49	Multiple Races	Unknown	Suppressed	0
Probable	50-59	Multiple Races	Unknown	Suppressed	0
Probable	60-69	Multiple Races	Unknown	Suppressed	0
Probable	70-79	Multiple Races	Unknown	0	0
Probable	80+	Multiple Races	Unknown	0	0
Probable	Unknown	Multiple Races	Unknown	Suppressed	0
Probable	0-9	Other	Unknown	Suppressed	0
Probable	10-19	Other	Unknown	Suppressed	0
Probable	20-29	Other	Unknown	0	0
Probable	30-39	Other	Unknown	0	0
Probable	40-49	Other	Unknown	Suppressed	0
Probable	50-59	Other	Unknown	Suppressed	0
Probable	60-69	Other	Unknown	Suppressed	0

Probable	70-79	Other	Unknown	0	0
Probable	80+	Other	Unknown	0	0
Probable	Unknown	Other	Unknown	Suppressed	0
Probable	0-9	Unknown	Unknown	16	0
Probable	10-19	Unknown	Unknown	25	0
Probable	20-29	Unknown	Unknown	42	0
Probable	30-39	Unknown	Unknown	41	0
Probable	40-49	Unknown	Unknown	49	0
Probable	50-59	Unknown	Unknown	37	0
Probable	60-69	Unknown	Unknown	29	0
Probable	70-79	Unknown	Unknown	10	0
Probable	80+	Unknown	Unknown	Suppressed	0
Probable	Unknown	Unknown	Unknown	430	0
Probable	0-9	White	Unknown	8	0
Probable	10-19	White	Unknown	8	0
Probable	20-29	White	Unknown	11	0
Probable	30-39	White	Unknown	Suppressed	0
Probable	40-49	White	Unknown	10	0
Probable	50-59	White	Unknown	10	0
Probable	60-69	White	Unknown	Suppressed	0
Probable	70-79	White	Unknown	0	0
Probable	80+	White	Unknown	Suppressed	0
Probable	Unknown	White	Unknown	10	0

PUBLIC USE DATASETS

COVID-19 Tests by County

README

Data includes tests by type (diagnostic, serology or total combined) by county.

Diagnostic tests are used to find current infection and look for genes or proteins from the severe acute respiratory syndrome coronavirus 2 (SARS-CoV-2), the virus that causes COVID-19. These tests, which are performed as nasal swabs, include: Nucleic acid amplification test/real-time polymerase chain reaction (NAAT/RT-PCR) test and rapid virus antigen detection point of care (POC) tests.

Serology tests are used to look for the possibility of previous infection. Serology tests look for antibodies to SARS-CoV-2 in the blood. There are currently two types of serology tests: the enzyme-linked immunosorbent assay (ELISA) test and the rapid antibody detection POC test. Serology tests do not diagnose disease and do not guarantee immunity, but might provide information about previous infection.

Correctional includes state and federal prisons and county and city detention facilities. Testing data represents total tests performed, not individuals tested. A single individual may have more than one test completed.

COVID-19 TESTS BY COUNTY 2020-10-10

Updated	COUNTY	TestType	Count	RatePerMillion
2020/10/10 14:21:19	Alcona	Diagnostic	2381	228832
2020/10/10 14:21:19	Alcona	Serology	68	6535
2020/10/10 14:21:19	Alcona	Total	2449	235368
2020/10/10 14:21:19	Alger	Diagnostic	1549	170070
2020/10/10 14:21:19	Alger	Serology	92	10101
2020/10/10 14:21:19	Alger	Total	1641	180171
2020/10/10 14:21:19	Allegan	Diagnostic	37095	314149
2020/10/10 14:21:19	Allegan	Serology	1106	9366
2020/10/10 14:21:19	Allegan	Total	38201	323515
2020/10/10 14:21:19	Alpena	Serology	228	8027
2020/10/10 14:21:19	Alpena	Diagnostic	3421	120437
2020/10/10 14:21:19	Alpena	Total	3649	128463
2020/10/10 14:21:19	Antrim	Serology	200	8575
2020/10/10 14:21:19	Antrim	Diagnostic	6374	273281
2020/10/10 14:21:19	Antrim	Total	6574	281856
2020/10/10 14:21:19	Arenac	Serology	171	11490
2020/10/10 14:21:19	Arenac	Diagnostic	4348	292145
2020/10/10 14:21:19	Arenac	Total	4519	303635
2020/10/10 14:21:19	Baraga	Diagnostic	4921	599464
2020/10/10 14:21:19	Baraga	Serology	45	5482
2020/10/10 14:21:19	Baraga	Total	4966	604946
2020/10/10 14:21:19	Barry	Serology	809	13144
2020/10/10 14:21:19	Barry	Diagnostic	19361	314557
2020/10/10 14:21:19	Barry	Total	20170	327701
2020/10/10 14:21:19	Bay	Diagnostic	39607	384064
2020/10/10 14:21:19	Bay	Serology	2213	21459
2020/10/10 14:21:19	Bay	Total	41820	405523
2020/10/10 14:21:19	Benzie	Diagnostic	4996	281211
2020/10/10 14:21:19	Benzie	Serology	176	9907
2020/10/10 14:21:19	Benzie	Total	5172	291118
2020/10/10 14:21:19	Berrien	Serology	2342	15267
2020/10/10 14:21:19	Berrien	Diagnostic	77036	502187
2020/10/10 14:21:19	Berrien	Total	79378	517454
2020/10/10 14:21:19	Branch	Diagnostic	11590	266333
2020/10/10 14:21:19	Branch	Serology	173	3975
2020/10/10 14:21:19	Branch	Total	11763	270308
2020/10/10 14:21:19	Calhoun	Serology	836	6231
2020/10/10 14:21:19	Calhoun	Diagnostic	65365	487220
2020/10/10 14:21:19	Calhoun	Total	66201	493452
2020/10/10 14:21:19	Cass	Diagnostic	13156	254041
2020/10/10 14:21:19	Cass	Serology	289	5581
2020/10/10 14:21:19	Cass	Total	13445	259621
2020/10/10 14:21:19	Charlevoix	Diagnostic	7522	287725
2020/10/10 14:21:19	Charlevoix	Serology	418	15989
2020/10/10 14:21:19	Charlevoix	Total	7940	303714
2020/10/10 14:21:19	Cheboygan	Diagnostic	4129	163357
2020/10/10 14:21:19	Cheboygan	Serology	219	8664

2020/10/10 14:21:19	Cheboygan	Total	4348	172021
2020/10/10 14:21:19	Chippewa	Diagnostic	5990	160379
2020/10/10 14:21:19	Chippewa	Serology	136	3641
2020/10/10 14:21:19	Chippewa	Total	6126	164020
2020/10/10 14:21:19	Clare	Diagnostic	5533	178772
2020/10/10 14:21:19	Clare	Serology	366	11826
2020/10/10 14:21:19	Clare	Total	5899	190598
2020/10/10 14:21:19	Clinton	Diagnostic	20181	253546
2020/10/10 14:21:19	Clinton	Serology	2622	32942
2020/10/10 14:21:19	Clinton	Total	22803	286488
2020/10/10 14:21:19	Correctional	Serology	11427	
2020/10/10 14:21:19	Correctional	Diagnostic	128220	
2020/10/10 14:21:19	Correctional	Total	139647	
2020/10/10 14:21:19	Crawford	Diagnostic	3172	226103
2020/10/10 14:21:19	Crawford	Serology	103	7342
2020/10/10 14:21:19	Crawford	Total	3275	233445
2020/10/10 14:21:19	Delta	Diagnostic	14469	404343
2020/10/10 14:21:19	Delta	Serology	266	7433
2020/10/10 14:21:19	Delta	Total	14735	411776
2020/10/10 14:21:19	Detroit City	Serology	15407	23710
2020/10/10 14:21:19	Detroit City	Diagnostic	302635	465733
2020/10/10 14:21:19	Detroit City	Total	318042	489443
2020/10/10 14:21:19	Dickinson	Diagnostic	4823	191093
2020/10/10 14:21:19	Dickinson	Serology	71	2813
2020/10/10 14:21:19	Dickinson	Total	4894	193906
2020/10/10 14:21:19	Eaton	Diagnostic	43173	391528
2020/10/10 14:21:19	Eaton	Serology	3996	36239
2020/10/10 14:21:19	Eaton	Total	47169	427767
2020/10/10 14:21:19	Emmet	Serology	882	26395
2020/10/10 14:21:19	Emmet	Diagnostic	10151	303786
2020/10/10 14:21:19	Emmet	Total	11033	330181
2020/10/10 14:21:19	Genesee	Diagnostic	114001	280920
2020/10/10 14:21:19	Genesee	Serology	11622	28639
2020/10/10 14:21:19	Genesee	Total	125623	309559
2020/10/10 14:21:19	Gladwin	Diagnostic	5960	234194
2020/10/10 14:21:19	Gladwin	Serology	315	12378
2020/10/10 14:21:19	Gladwin	Total	6275	246572
2020/10/10 14:21:19	Gogebic	Serology	100	7156
2020/10/10 14:21:19	Gogebic	Diagnostic	8643	618462
2020/10/10 14:21:19	Gogebic	Total	8743	625617
2020/10/10 14:21:19	Grand Traverse	Serology	1536	16501
2020/10/10 14:21:19	Grand Traverse	Diagnostic	26880	288759
2020/10/10 14:21:19	Grand Traverse	Total	28416	305260
2020/10/10 14:21:19	Gratiot	Serology	458	11250
2020/10/10 14:21:19	Gratiot	Diagnostic	19509	479207
2020/10/10 14:21:19	Gratiot	Total	19967	490457
2020/10/10 14:21:19	Hillsdale	Serology	353	7740
2020/10/10 14:21:19	Hillsdale	Diagnostic	13551	297138
2020/10/10 14:21:19	Hillsdale	Total	13904	304879
2020/10/10 14:21:19	Houghton	Diagnostic	13510	378601

2020/10/10 14:21:19	Houghton	Serology	147	4119
2020/10/10 14:21:19	Houghton	Total	13657	382721
2020/10/10 14:21:19	Huron	Diagnostic	10685	344889
2020/10/10 14:21:19	Huron	Serology	283	9135
2020/10/10 14:21:19	Huron	Total	10968	354023
2020/10/10 14:21:19	Ingham	Diagnostic	122311	418292
2020/10/10 14:21:19	Ingham	Serology	13735	46972
2020/10/10 14:21:19	Ingham	Total	136046	465264
2020/10/10 14:21:19	Ionia	Diagnostic	23035	356044
2020/10/10 14:21:19	Ionia	Serology	1141	17636
2020/10/10 14:21:19	Ionia	Total	24176	373680
2020/10/10 14:21:19	Iosco	Diagnostic	8364	332869
2020/10/10 14:21:19	Iosco	Serology	224	8915
2020/10/10 14:21:19	Iosco	Total	8588	341784
2020/10/10 14:21:19	Iron	Diagnostic	8447	763329
2020/10/10 14:21:19	Iron	Serology	34	3072
2020/10/10 14:21:19	Iron	Total	8481	766402
2020/10/10 14:21:19	Isabella	Diagnostic	15017	214922
2020/10/10 14:21:19	Isabella	Serology	600	8587
2020/10/10 14:21:19	Isabella	Total	15617	223509
2020/10/10 14:21:19	Jackson	Diagnostic	73781	465466
2020/10/10 14:21:19	Jackson	Serology	1633	10302
2020/10/10 14:21:19	Jackson	Total	75414	475768
2020/10/10 14:21:19	Kalamazoo	Diagnostic	96785	365135
2020/10/10 14:21:19	Kalamazoo	Serology	3274	12352
2020/10/10 14:21:19	Kalamazoo	Total	100059	377487
2020/10/10 14:21:19	Kalkaska	Serology	166	9203
2020/10/10 14:21:19	Kalkaska	Diagnostic	6948	385187
2020/10/10 14:21:19	Kalkaska	Total	7114	394390
2020/10/10 14:21:19	Kent	Diagnostic	289581	440793
2020/10/10 14:21:19	Kent	Serology	18034	27451
2020/10/10 14:21:19	Kent	Total	307615	468244
2020/10/10 14:21:19	Keweenaw	Diagnostic	678	320416
2020/10/10 14:21:19	Keweenaw	Serology	18	8507
2020/10/10 14:21:19	Keweenaw	Total	696	328922
2020/10/10 14:21:19	Lake	Diagnostic	3923	330971
2020/10/10 14:21:19	Lake	Serology	120	10124
2020/10/10 14:21:19	Lake	Total	4043	341095
2020/10/10 14:21:19	Lapeer	Diagnostic	20802	237447
2020/10/10 14:21:19	Lapeer	Serology	1694	19336
2020/10/10 14:21:19	Lapeer	Total	22496	256783
2020/10/10 14:21:19	Leelanau	Serology	252	11580
2020/10/10 14:21:19	Leelanau	Diagnostic	4649	213639
2020/10/10 14:21:19	Leelanau	Total	4901	225219
2020/10/10 14:21:19	Lenawee	Serology	939	9538
2020/10/10 14:21:19	Lenawee	Diagnostic	29102	295599
2020/10/10 14:21:19	Lenawee	Total	30041	305137
2020/10/10 14:21:19	Livingston	Diagnostic	63575	331128
2020/10/10 14:21:19	Livingston	Serology	4756	24771
2020/10/10 14:21:19	Livingston	Total	68331	355900

2020/10/10 14:21:19	Luce	Diagnostic	1767	283673
2020/10/10 14:21:19	Luce	Serology	34	5458
2020/10/10 14:21:19	Luce	Total	1801	289131
2020/10/10 14:21:19	Mackinac	Diagnostic	2605	241226
2020/10/10 14:21:19	Mackinac	Serology	60	5556
2020/10/10 14:21:19	Mackinac	Total	2665	246782
2020/10/10 14:21:19	Macomb	Diagnostic	265876	304216
2020/10/10 14:21:19	Macomb	Serology	30172	34523
2020/10/10 14:21:19	Macomb	Total	296048	338739
2020/10/10 14:21:19	Manistee	Diagnostic	5726	233162
2020/10/10 14:21:19	Manistee	Serology	301	12257
2020/10/10 14:21:19	Manistee	Total	6027	245419
2020/10/10 14:21:19	Marquette	Diagnostic	38297	574177
2020/10/10 14:21:19	Marquette	Serology	955	14318
2020/10/10 14:21:19	Marquette	Total	39252	588495
2020/10/10 14:21:19	Mason	Diagnostic	11569	396960
2020/10/10 14:21:19	Mason	Serology	480	16470
2020/10/10 14:21:19	Mason	Total	12049	413430
2020/10/10 14:21:19	Mecosta	Diagnostic	14364	330564
2020/10/10 14:21:19	Mecosta	Serology	482	11092
2020/10/10 14:21:19	Mecosta	Total	14846	341657
2020/10/10 14:21:19	Menominee	Diagnostic	6536	286918
2020/10/10 14:21:19	Menominee	Serology	44	1932
2020/10/10 14:21:19	Menominee	Total	6580	288850
2020/10/10 14:21:19	Midland	Serology	2052	24677
2020/10/10 14:21:19	Midland	Diagnostic	15470	186036
2020/10/10 14:21:19	Midland	Total	17522	210712
2020/10/10 14:21:19	Missaukee	Diagnostic	3405	225228
2020/10/10 14:21:19	Missaukee	Serology	134	8864
2020/10/10 14:21:19	Missaukee	Total	3539	234092
2020/10/10 14:21:19	Monroe	Serology	2623	17429
2020/10/10 14:21:19	Monroe	Diagnostic	42373	281548
2020/10/10 14:21:19	Monroe	Total	44996	298977
2020/10/10 14:21:19	Montcalm	Diagnostic	25052	392124
2020/10/10 14:21:19	Montcalm	Serology	1095	17139
2020/10/10 14:21:19	Montcalm	Total	26147	409263
2020/10/10 14:21:19	Montmorency	Diagnostic	1651	176994
2020/10/10 14:21:19	Montmorency	Serology	123	13186
2020/10/10 14:21:19	Montmorency	Total	1774	190180
2020/10/10 14:21:19	Muskegon	Diagnostic	72604	418308
2020/10/10 14:21:19	Muskegon	Serology	1476	8504
2020/10/10 14:21:19	Muskegon	Total	74080	426812
2020/10/10 14:21:19	Newaygo	Diagnostic	16250	331768
2020/10/10 14:21:19	Newaygo	Serology	746	15231
2020/10/10 14:21:19	Newaygo	Total	16996	346999
2020/10/10 14:21:19	Oakland	Diagnostic	430008	341932
2020/10/10 14:21:19	Oakland	Serology	66570	52935
2020/10/10 14:21:19	Oakland	Total	496578	394867
2020/10/10 14:21:19	Oceana	Diagnostic	14179	535724
2020/10/10 14:21:19	Oceana	Serology	394	14886

2020/10/10 14:21:19	Oceana	Total	14573	550610
2020/10/10 14:21:19	Ogemaw	Serology	177	8430
2020/10/10 14:21:19	Ogemaw	Diagnostic	5067	241320
2020/10/10 14:21:19	Ogemaw	Total	5244	249750
2020/10/10 14:21:19	Ontonagon	Serology	30	5245
2020/10/10 14:21:19	Ontonagon	Diagnostic	3165	553322
2020/10/10 14:21:19	Ontonagon	Total	3195	558566
2020/10/10 14:21:19	Osceola	Diagnostic	8987	383078
2020/10/10 14:21:19	Osceola	Serology	326	13896
2020/10/10 14:21:19	Osceola	Total	9313	396974
2020/10/10 14:21:19	Oscoda	Diagnostic	1657	201068
2020/10/10 14:21:19	Oscoda	Serology	75	9101
2020/10/10 14:21:19	Oscoda	Total	1732	210169
2020/10/10 14:21:19	Otsego	Serology	321	13013
2020/10/10 14:21:19	Otsego	Diagnostic	4787	194057
2020/10/10 14:21:19	Otsego	Total	5108	207070
2020/10/10 14:21:19	Ottawa	Diagnostic	120203	411894
2020/10/10 14:21:19	Ottawa	Serology	5384	18449
2020/10/10 14:21:19	Ottawa	Total	125587	430343
2020/10/10 14:21:19	Presque Isle	Diagnostic	2184	173443
2020/10/10 14:21:19	Presque Isle	Serology	151	11992
2020/10/10 14:21:19	Presque Isle	Total	2335	185435
2020/10/10 14:21:19	Roscommon	Diagnostic	6620	275615
2020/10/10 14:21:19	Roscommon	Serology	305	12698
2020/10/10 14:21:19	Roscommon	Total	6925	288313
2020/10/10 14:21:19	Saginaw	Diagnostic	87567	459575
2020/10/10 14:21:19	Saginaw	Serology	2621	13756
2020/10/10 14:21:19	Saginaw	Total	90188	473331
2020/10/10 14:21:19	Sanilac	Serology	505	12266
2020/10/10 14:21:19	Sanilac	Diagnostic	13982	339616
2020/10/10 14:21:19	Sanilac	Total	14487	351882
2020/10/10 14:21:19	Schoolcraft	Diagnostic	2000	247097
2020/10/10 14:21:19	Schoolcraft	Serology	45	5560
2020/10/10 14:21:19	Schoolcraft	Total	2045	252656
2020/10/10 14:21:19	Shiawassee	Serology	1579	23179
2020/10/10 14:21:19	Shiawassee	Diagnostic	23093	338995
2020/10/10 14:21:19	Shiawassee	Total	24672	362174
2020/10/10 14:21:19	St Clair	Serology	4286	26934
2020/10/10 14:21:19	St Clair	Diagnostic	38780	243703
2020/10/10 14:21:19	St Clair	Total	43066	270637
2020/10/10 14:21:19	St Joseph	Diagnostic	20312	333180
2020/10/10 14:21:19	St Joseph	Serology	685	11236
2020/10/10 14:21:19	St Joseph	Total	20997	344416
2020/10/10 14:21:19	Tuscola	Serology	714	13666
2020/10/10 14:21:19	Tuscola	Diagnostic	22849	437343
2020/10/10 14:21:19	Tuscola	Total	23563	451010
2020/10/10 14:21:19	Unknown	Diagnostic	236130	
2020/10/10 14:21:19	Unknown	Serology	19754	
2020/10/10 14:21:19	Unknown	Total	255884	
2020/10/10 14:21:19	Van Buren	Diagnostic	32736	432575

2020/10/10 14:21:19	Van Buren	Serology	690	9118
2020/10/10 14:21:19	Van Buren	Total	33426	441693
2020/10/10 14:21:19	Washtenaw	Serology	10791	29355
2020/10/10 14:21:19	Washtenaw	Diagnostic	164104	446419
2020/10/10 14:21:19	Washtenaw	Total	174895	475774
2020/10/10 14:21:19	Wayne	Diagnostic	454322	411594
2020/10/10 14:21:19	Wayne	Serology	43989	39852
2020/10/10 14:21:19	Wayne	Total	498311	451446
2020/10/10 14:21:19	Wexford	Diagnostic	9570	284559
2020/10/10 14:21:19	Wexford	Serology	300	8920
2020/10/10 14:21:19	Wexford	Total	9870	293479

PUBLIC USE DATASETS

Diagnostic Tests by Result and County

README

Data include diagnostic tests for COVID-19 by date and county.

Diagnostic tests are used to find current infection and look for genes or proteins from the severe acute respiratory syndrome coronavirus 2 (SARS-CoV-2), the virus that causes COVID-19. These tests, which are performed as nasal swabs, include: Nucleic acid amplification test/real-time polymerase chain reaction (NAAT/RT-PCR) test and rapid virus antigen detection point of care (POC) tests.

Correctional includes state and federal prisons and county and city detention facilities. Testing data represents total tests performed, not individuals tested. A single individual may have more than one test completed.

The total number of positive tests may exceed the number of confirmed cases due to 1) a single individual may have more than one test performed; 2) MDHHS may receive data on positive tests in advance of a local health department classifying an individual as a confirmed or probable case, and 3) although efforts have been made to deduplicate testing data, some duplication may occur.

DIAGNOSTIC TESTS BY RESULT AND COUNTY 2020-10-10

MessageDate	COUNTY	Negative	Positive	Total
10/9/2020	Alcona	49	0	49
10/9/2020	Alger	54	1	55
10/9/2020	Allegan	364	15	379
10/9/2020	Alpena	22	0	22
10/9/2020	Antrim	59	3	62
10/9/2020	Arenac	30	1	31
10/9/2020	Baraga	748	0	748
10/9/2020	Barry	148	14	162
10/9/2020	Bay	406	9	415
10/9/2020	Benzie	66	1	67
10/9/2020	Berrien	920	41	961
10/9/2020	Branch	79	6	85
10/9/2020	Calhoun	2156	88	2244
10/9/2020	Cass	141	6	147
10/9/2020	Charlevoix	60	0	60
10/9/2020	Cheboygan	32	0	32
10/9/2020	Chippewa	71	1	72
10/9/2020	Clare	97	4	101
10/9/2020	Clinton	166	7	173
10/9/2020	Correctional	2120	8	2128
10/9/2020	Crawford	20	0	20
10/9/2020	Delta	209	12	221
10/9/2020	Detroit City	2558	49	2607
10/9/2020	Dickinson	40	20	60
10/9/2020	Eaton	352	27	379
10/9/2020	Emmet	77	0	77
10/9/2020	Genesee	1691	136	1827
10/9/2020	Gladwin	58	3	61
10/9/2020	Gogebic	63	6	69
10/9/2020	Grand Traverse	233	10	243
10/9/2020	Gratiot	240	8	248
10/9/2020	Hillsdale	205	6	211
10/9/2020	Houghton	75	15	90
10/9/2020	Huron	79	1	80
10/9/2020	Ingham	931	57	988
10/9/2020	Ionia	179	13	192
10/9/2020	Iosco	51	2	53
10/9/2020	Iron	63	5	68
10/9/2020	Isabella	214	7	221
10/9/2020	Jackson	763	40	803
10/9/2020	Kalamazoo	1192	141	1333
10/9/2020	Kalkaska	85	3	88
10/9/2020	Kent	3382	171	3553
10/9/2020	Keweenaw	1	0	1
10/9/2020	Lake	16	0	16
10/9/2020	Lapeer	284	14	298
10/9/2020	Leelanau	53	3	56

10/9/2020	Lenawee	381	14	395
10/9/2020	Livingston	388	21	409
10/9/2020	Luce	50	3	53
10/9/2020	Mackinac	17	7	24
10/9/2020	Macomb	2181	150	2331
10/9/2020	Manistee	36	1	37
10/9/2020	Marquette	685	21	706
10/9/2020	Mason	101	4	105
10/9/2020	Mecosta	158	13	171
10/9/2020	Menominee	25	3	28
10/9/2020	Midland	162	5	167
10/9/2020	Missaukee	16	0	16
10/9/2020	Monroe	520	23	543
10/9/2020	Montcalm	260	7	267
10/9/2020	Montmorency	21	0	21
10/9/2020	Muskegon	767	24	791
10/9/2020	Newaygo	120	9	129
10/9/2020	Oakland	5027	213	5240
10/9/2020	Oceana	250	6	256
10/9/2020	Ogemaw	45	0	45
10/9/2020	Ontonagon	24	2	26
10/9/2020	Osceola	79	1	80
10/9/2020	Oscoda	67	0	67
10/9/2020	Otsego	42	3	45
10/9/2020	Ottawa	1462	76	1538
10/9/2020	Presque Isle	26	0	26
10/9/2020	Roscommon	41	3	44
10/9/2020	Saginaw	642	14	656
10/9/2020	Sanilac	158	2	160
10/9/2020	Schoolcraft	35	1	36
10/9/2020	Shiawassee	253	8	261
10/9/2020	St Clair	511	10	521
10/9/2020	St Joseph	188	13	201
10/9/2020	Tuscola	294	0	294
10/9/2020	Unknown	1538	31	1569
10/9/2020	Van Buren	298	27	325
10/9/2020	Washtenaw	1367	36	1403
10/9/2020	Wayne	4394	166	4560
10/9/2020	Wexford	70	1	71