



Western Michigan University  
ScholarWorks at WMU

---

Cumulative Michigan COVID-19 Data

Michigan COVID-19 State Data

---

10-17-2020

## 2020-10-17\_MichiganOverview\_COVIDstats

Michigan Department of Health & Human Services

Follow this and additional works at: <https://scholarworks.wmich.edu/michigan-covid-data-state-cumulative>



Part of the Public Health Commons

---

### WMU ScholarWorks Citation

Michigan Department of Health & Human Services, "2020-10-17\_MichiganOverview\_COVIDstats" (2020).  
*Cumulative Michigan COVID-19 Data*. 214.

<https://scholarworks.wmich.edu/michigan-covid-data-state-cumulative/214>

This Website is brought to you for free and open access  
by the Michigan COVID-19 State Data at ScholarWorks at  
WMU. It has been accepted for inclusion in Cumulative  
Michigan COVID-19 Data by an authorized administrator  
of ScholarWorks at WMU. For more information, please  
contact [wmu-scholarworks@wmich.edu](mailto:wmu-scholarworks@wmich.edu).



# Coronavirus

CORONAVIRUS / MICHIGAN DATA

## Michigan Data



DATA ABOUT  
PLACES

LONG TERM CARE FACILITIES

CORONAVIRUS  
SYMPTOMS

CUMULATIVE  
RECOVERED

Q

OUTBREAK  
REPORTING



SCHOOL-RELATED  
OUTBREAK REPORTING



10/18/2020

Coronavirus - Michigan Data

**Note on deaths (10/17/20):** Regular reviews of death certificate data maintained in Vital Records reporting systems are conducted by MDHHS staff three times per week. As a part of this process, records that identify COVID-19 infection as a contributing factor to death are compared against all laboratory confirmed cases of COVID-19 in the Michigan Disease Surveillance System (MDSS). If a death certificate is matched to a confirmed COVID-19 case and that record in the MDSS does not indicate the individual died, the MDSS record is updated to indicate the death and the appropriate local health department is notified. These matched deaths are then included with mortality information posted to the Michigan Coronavirus website. As a result of the most recent assessment, today's data includes 15 additional deaths identified by this methodology.

The State of Michigan is working around the clock to test and treat COVID-19 patients. Below is the most recent data healthcare experts across the state have compiled. It is updated Monday - Saturday.

CURRENT STATUS

DAILY CASES

CUMULATIVE TRENDS

DEMOGRAPHICS

TOTAL TESTING

DIAGNOSTIC TESTING

LEARN MORE

View Cases

View Deaths

View Table

Select Preparedness Region:

All

Select County:

All

This report is provisional and subject to change. City of Detroit and Wayne County are reported separately. MDHHS began tracking probable cases April 5, 2020. FCI indicates federal correctional institute. MDOC indicates Michigan Department of Corrections. Diagnostic tests, including nucleic acid amplification/real-time polymerase chain reaction (NAAT/RT-PCR) and rapid virus antigen detection point of care (POC) tests, look for current infection. Serology (antibody) tests are used to look for the possibility of previous infection.

Source: Michigan Disease Surveillance System (MDSS) and Vital Records.

COVID-19 Cases by County

Confirmed cases include individuals with a positive diagnostic test for COVID-19. Probable cases include individuals with COVID-19 symptoms and an epidemiologic link to confirmed COVID-19, but no diagnostic test.

Cases by County

10-68

69-335

336-2307

2308-22930

22931+

Michigan

Saturday, October 17, 2020

Michigan (Statewide) Case Fatality Rate

4.9%

Current Totals

Case Status	Cases	Deaths
Confirmed	143,106	6,987
Probable	16,013	330
Total	159,119	7,317

Laboratory Testing

Test Type	Tests Performed
Diagnostic	4,261,714
Serology	310,344
Total	4,572,058

Microsoft Power BI

< 1 of 7 >

https://www.michigan.gov/coronavirus/0,9753,7-406-98163\_98173---,00.html

2/4

**Cases by Hispanic/Latino Ethnicity**

<b>Hispanic/Latino Ethnicity</b>	<b>Percentage of Overall Cases by Ethnicity</b>	<b>Percentage of Deceased Cases by Ethnicity</b>
Hispanic/Latino	8%	3%
Non-Hispanic Latino	71%	86%
Unknown	21%	12%

***Totals may not add to 100% due to rounding***

**Cases by Arab Ethnicity**

<b>Arab Ethnicity</b>	<b>Percentage of Overall Cases by Ethnicity</b>	<b>Percentage of Deceased Cases by Ethnicity</b>
Arab	5%	2%
Non-Arab	56%	48%
Unknown	39%	50%

***Totals may not add to 100% due to rounding***

PUBLIC USE DATASETS 10/17/2020

(Downloadable .xlsx files)

Cases and Deaths by County

Cases and Deaths by County by Date

Cases by Demographics Statewide

COVID-19 Tests by County

Diagnostic Tests by Result and County

## Cumulative Total of Recovered COVID-19 Cases

Cumulative Total of Recovered COVID-19 Cases (as of 10/17/2020): **109,539**

Note on recovery: During this response, MDHHS is reviewing vital records statistics to identify any laboratory confirmed COVID-19 cases who are 30 days out from their onset of illness to represent recovery status. As the pandemic continues to impact Michigan, this pool will expand to include more cases. Recovered is defined as the number of persons with a confirmed COVID-19 diagnosis who are alive 30 days post-onset (or referral date if onset is not available). The number of persons recovered on October 16, 2020 represents COVID-19 confirmed individuals with an onset date on or prior to September 16, 2020. If an individual dies from a COVID-related cause >30 days from onset/referral, they are removed from the number of persons recovered. These numbers will be updated every Saturday.

**Source:** Michigan Disease Surveillance System and Vital Records

View Cases

View Deaths

View Table

Select Preparedness Region:

All

Select County:

All

This report is provisional and subject to change. City of Detroit and Wayne County are reported separately. MDHHS began tracking probable cases April 5, 2020. FCI indicates federal correctional institute. MDOC indicates Michigan Department of Corrections. Diagnostic tests, including nucleic acid amplification/real-time polymerase chain reaction (NAAT/RT-PCR) and rapid virus antigen detection point of care (POC) tests, look for current infection. Serology (antibody) tests are used to look for the possibility of previous infection.

Source: Michigan Disease Surveillance System (MDSS) and Vital Records.

COVID-19 Cases by County

Confirmed cases include individuals with a positive diagnostic test for COVID-19. Probable cases include individuals with COVID-19 symptoms and an epidemiologic link to confirmed COVID-19, but no diagnostic test.

Cases by County

10-68

69-335

336-2307

2308-22930

22931+

Michigan

Saturday, October 17, 2020

Michigan (Statewide) Case Fatality Rate

4.9%

Current Totals

Case Status	Cases	Deaths
Confirmed	143,106	6,987
Probable	16,013	330
Total	159,119	7,317

Laboratory Testing

Test Type	Tests Performed
Diagnostic	4,261,714
Serology	310,344
Total	4,572,058

View Cases

View Deaths

View Table

Select Preparedness Region:

All

Select County:

All

This report is provisional and subject to change. City of Detroit and Wayne County are reported separately. MDHHS began tracking probable cases April 5, 2020. FCI indicates federal correctional institute. MDOC indicates Michigan Department of Corrections. Diagnostic tests, including nucleic acid amplification/real-time polymerase chain reaction (NAAT/RT-PCR) and rapid virus antigen detection point of care (POC) tests, look for current infection. Serology (antibody) tests are used to look for the possibility of previous infection.

Source: Michigan Disease Surveillance System (MDSS) and Vital Records.

COVID-19 Deaths by County

Confirmed deaths include individuals who had a confirmed COVID-19 infection and are classified as deceased by the case investigation, have COVID-19 indicated as a cause of death on their death certificate, or who die within 30 days of infection and their manner of death is listed as natural. Probable deaths include individuals who have COVID indicated on their death certificate, but have not had a positive diagnostic test.

Deaths by County

0

1-4

5-22

23-177

178-1662

1663+

Michigan

Saturday, October 17, 2020

Michigan (Statewide) Case Fatality Rate

4.9%

Current Totals

Case Status	Cases	Deaths
Confirmed	143,106	6,987
Probable	16,013	330
Total	159,119	7,317

Laboratory Testing

Test Type	Tests Performed
Diagnostic	4,261,714
Serology	310,344
Total	4,572,058

Confirmed Cases

Deaths

View Table

Select Preparedness Region:

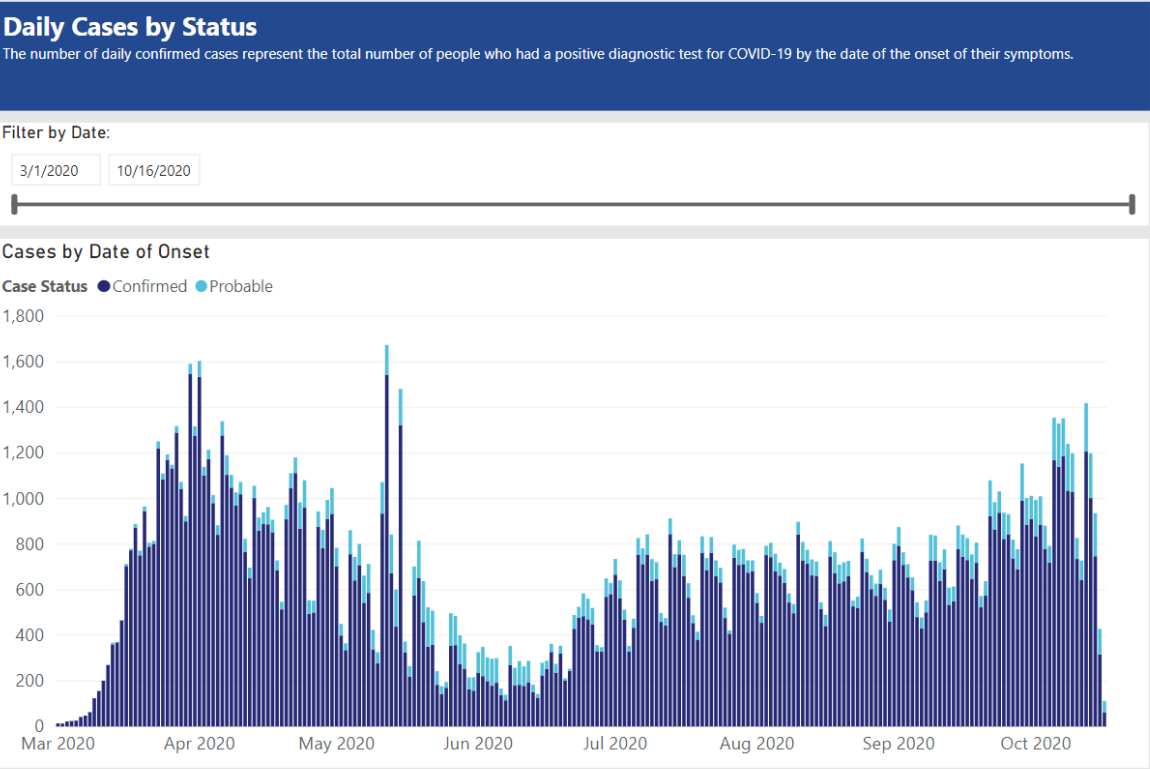
All

Select County:

All

Cases are shown by onset date or by lab specimen collection date if onset date was unavailable. Deaths are shown by date of death or date of last status update if date of death was unavailable. Tracking of probable cases and deaths did not begin until April 5, 2020, therefore only probable cases referred for investigation on or after April 5, 2020 are displayed (onset may have been prior).

Notes: FCI indicates federal correctional institute. MDOC indicates Michigan Department of Corrections.



Confirmed Cases

Deaths

View Table

Select Preparedness Region:

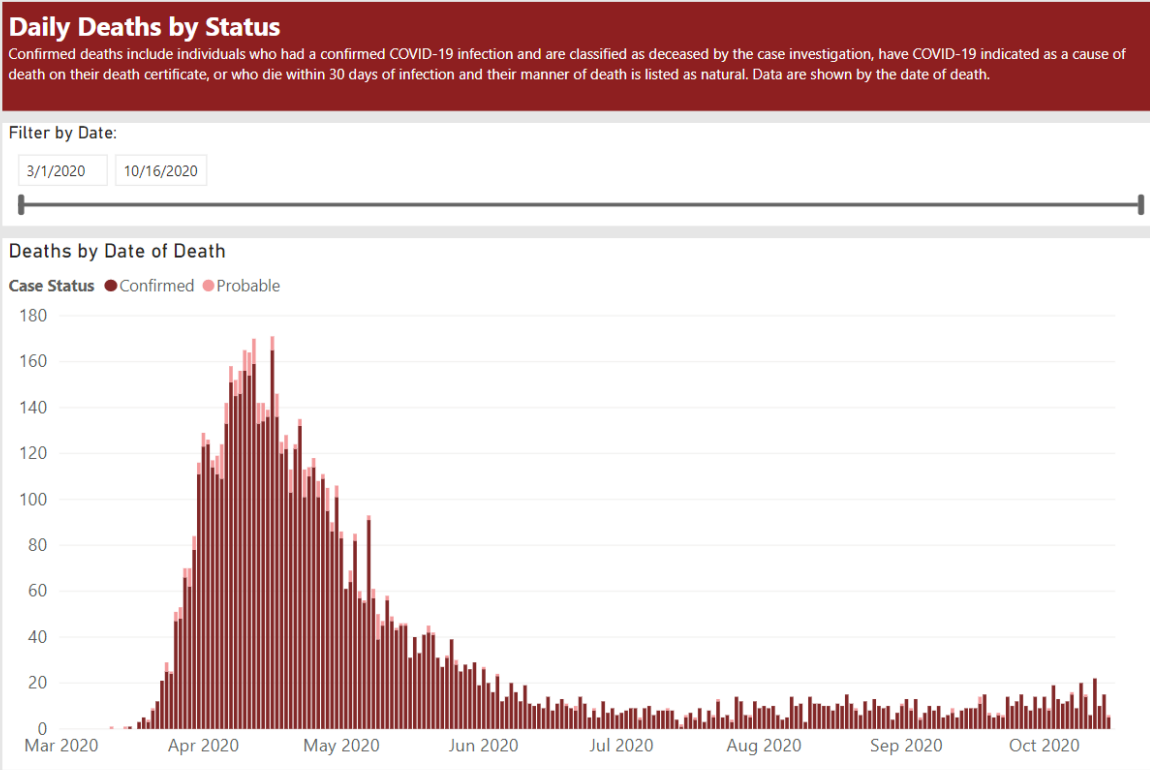
All

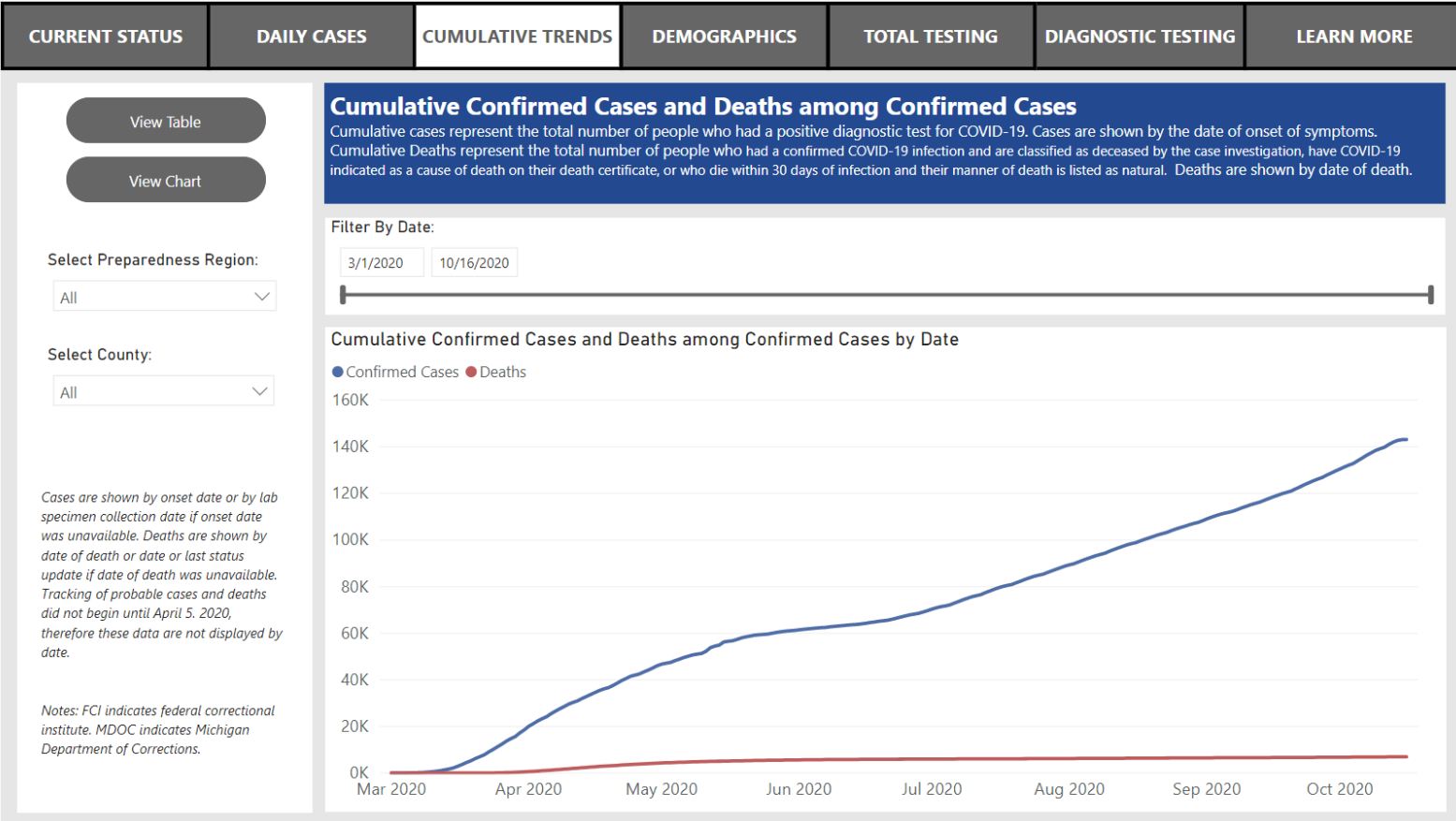
Select County:

All

Cases are shown by onset date or by lab specimen collection date if onset date was unavailable. Deaths are shown by date of death or date of last status update if date of death was unavailable. Tracking of probable cases and deaths did not begin until April 5, 2020, therefore only probable cases referred for investigation on or after April 5, 2020 are displayed (onset may have been prior).

Notes: FCI indicates federal correctional institute. MDOC indicates Michigan Department of Corrections.





CURRENT STATUS

DAILY CASES

CUMULATIVE TRENDS

DEMOGRAPHICS

TOTAL TESTING

DIAGNOSTIC TESTING

LEARN MORE

## Cases by Demographic Characteristics

Data are suppressed when the number of cases is five or below to protect the confidentiality of individuals. The sum of the cases for individual categories may be fewer than the total number of cases due to data suppression. Rates are not calculated for multiple races, other, and unknown race categories due to the unavailability of an appropriate denominator.

Cases

Deaths

Select case status:

☐ Confirmed☒ Probable

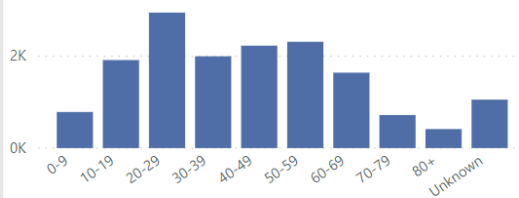
Select Preparedness Region:

All

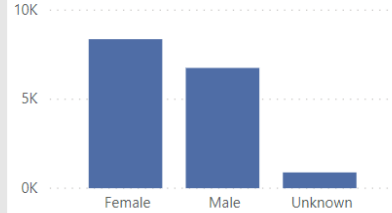
Select county:

All

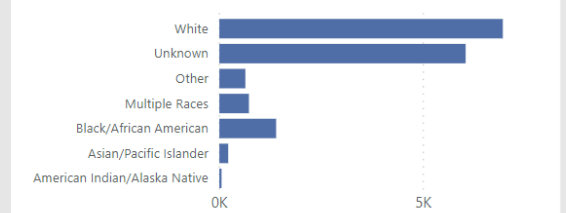
### Cases by Age Group



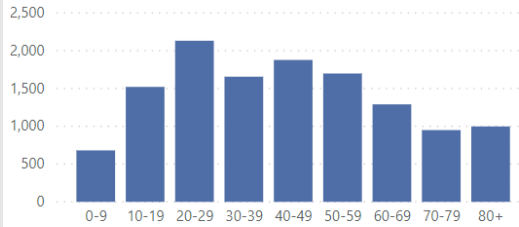
### Cases by Sex



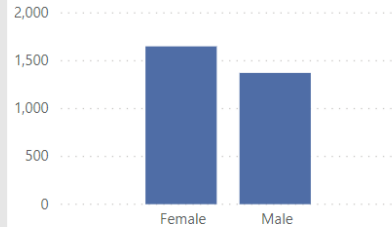
### Cases by Race



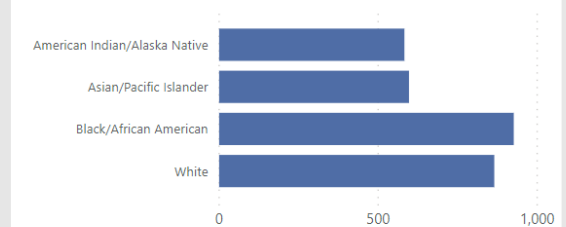
### Cases per Million by Age Group



### Cases per Million by Sex



### Cases per Million by Race



CURRENT STATUS

DAILY CASES

CUMULATIVE TRENDS

DEMOGRAPHICS

TOTAL TESTING

DIAGNOSTIC TESTING

LEARN MORE

## Deaths by Demographic Characteristics

Data are suppressed when the number of deaths is five or below to protect the confidentiality of individuals. The sum of the deaths for individual categories may be fewer than the total number of deaths due to data suppression. Rates are not calculated for multiple races, other, and unknown race categories due to the unavailability of an appropriate denominator.

Cases

Deaths

Select case status:

☒ Confirmed☐ Probable

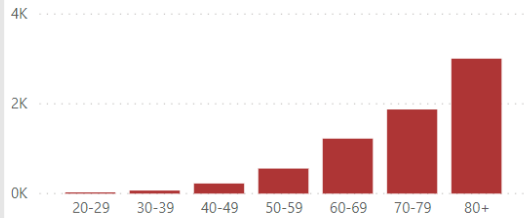
Select Preparedness Region:

All

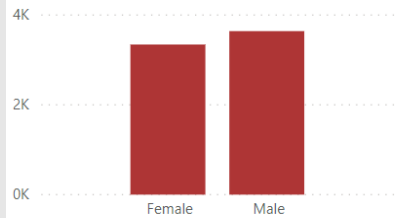
Select county:

All

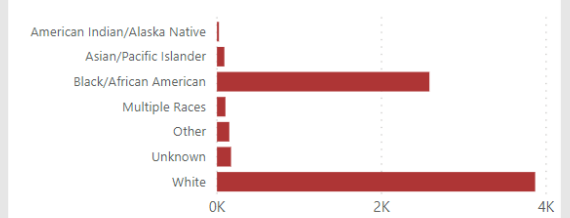
### Deaths by Age Group



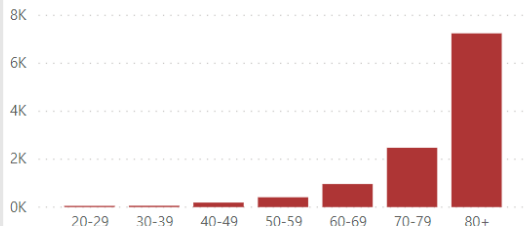
### Deaths by Sex



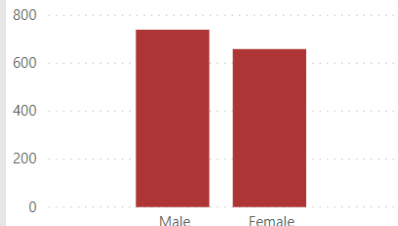
### Deaths by Race



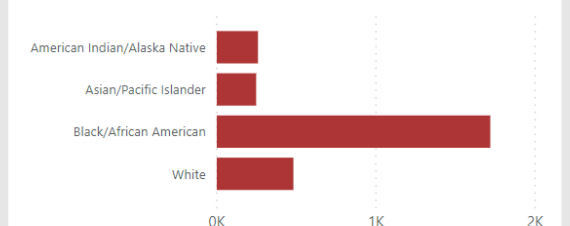
### Deaths per Million by Age Group



### Deaths per Million by Sex



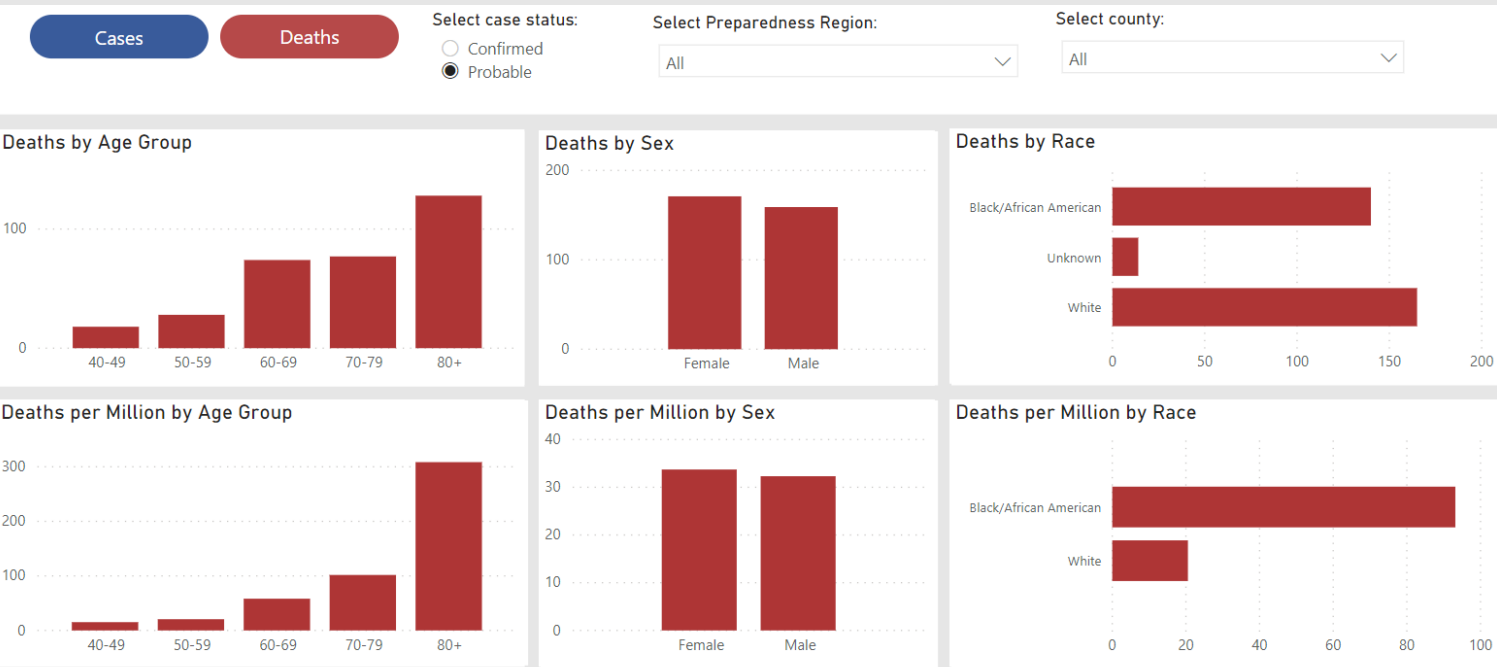
### Deaths per Million by Race





Deaths by Demographic Characteristics

Data are suppressed when the number of deaths is five or below to protect the confidentiality of individuals. The sum of the deaths for individual categories may be fewer than the total number of deaths due to data suppression. Rates are not calculated for multiple races, other, and unknown race categories due to the unavailability of an appropriate denominator.



View Table

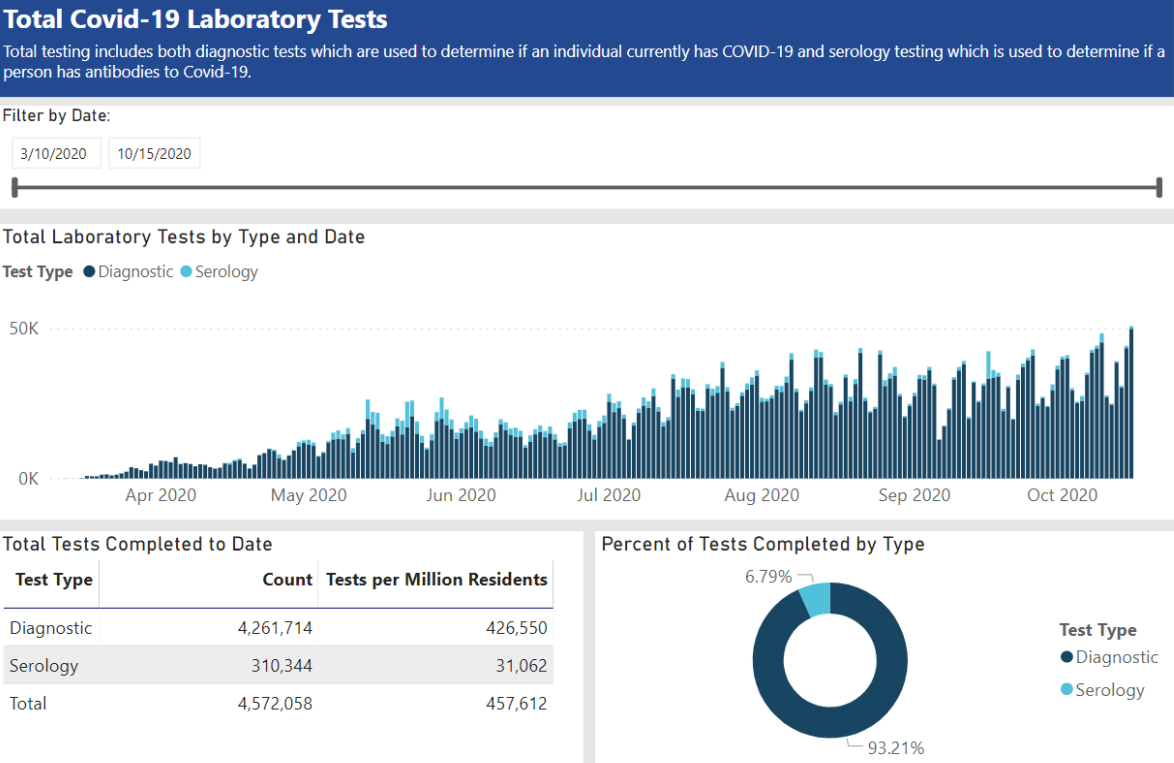
View Charts

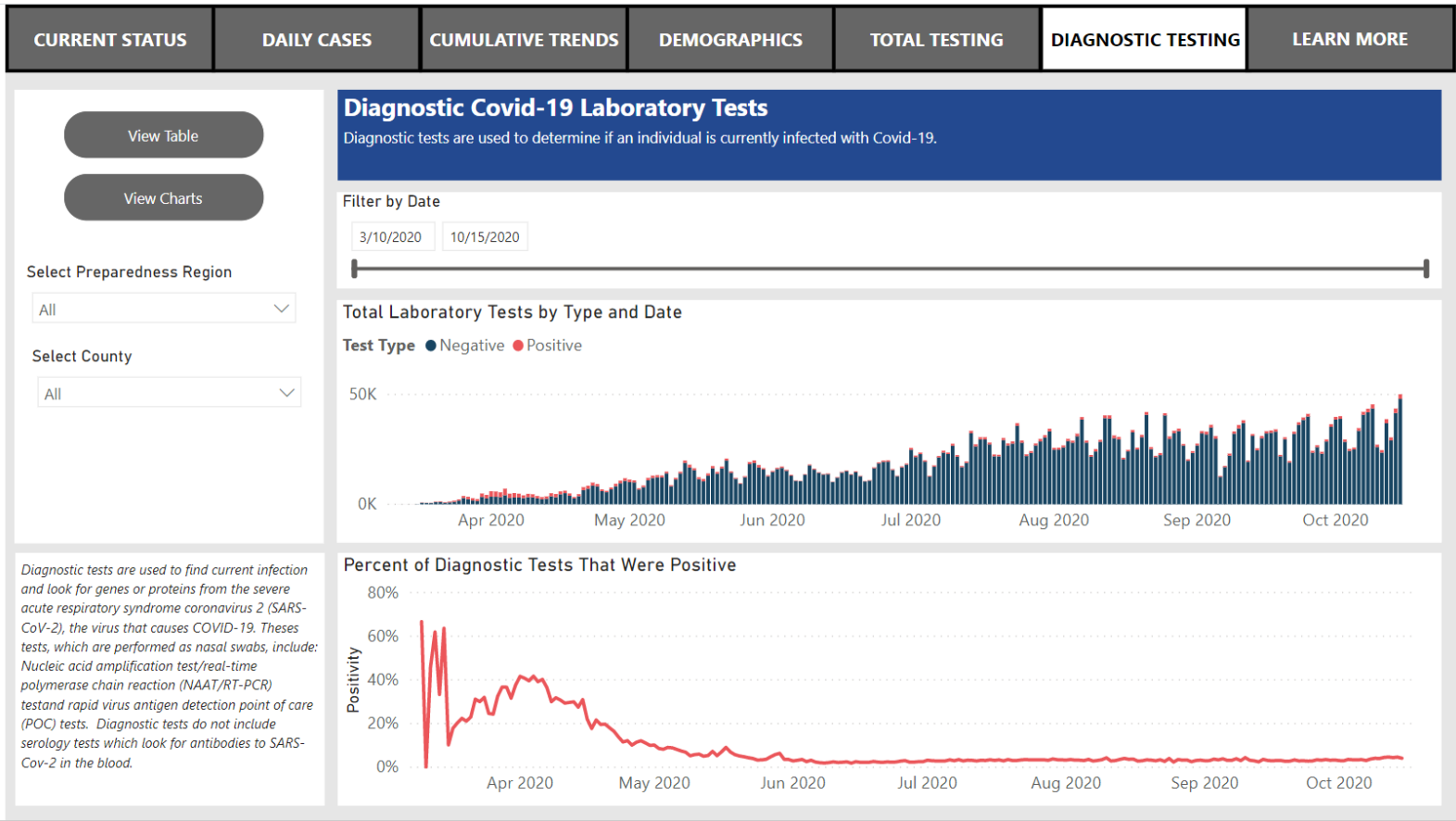
Select Preparedness Region:  
All

Select County:  
All

Diagnostic tests are used to find current infection and look for genes or proteins from the severe acute respiratory syndrome coronavirus 2 (SARS-CoV-2), the virus that causes COVID-19. These tests, which are performed as nasal swabs, include: Nucleic acid amplification test/real-time polymerase chain reaction (NAAT/RT-PCR) test and rapid virus antigen detection point of care (POC) tests.

Serology tests are used to look for the possibility of previous infection. Serology tests look for antibodies to SARS-CoV-2 in the blood. There are currently two types of serology tests: the enzyme-linked immunosorbent assay (ELISA) test and the rapid antibody detection POC test. Serology tests do not diagnose disease and do not guarantee immunity, but might provide information about previous infection.





Where does the data come from?

The State of Michigan COVID-19 Dashboard displays the most recent provisional data reported to the Michigan Department of Health and Humans Services (MDHHS) about cases in Michigan by selected demographics and county of residence (City of Detroit and Wayne County are reported separately). Data are reported to MDHHS via the [Michigan Disease Surveillance System \(MDSS\)](#). Provisional Death data are provided by the MDHHS Division for [Vital Records & Health Statistics](#).

How does MDHHS classify confirmed and probable cases?

Confirmed cases only include individuals who have had a positive diagnostic laboratory test for COVID-19. Probable cases include individuals who have symptoms consistent with COVID-19 and an epidemiologic link to a confirmed case or a positive serology (antibody) test, but do not have a positive diagnostic laboratory test for COVID-19 and individuals with a positive serology (antibody) test for COVID-19 and an epidemiologic link to a confirmed case.

How does MDHHS classify confirmed and probable deaths?

Confirmed deaths include individuals who meet one or more of the following conditions: 1) Have been identified as a confirmed case and classified as deceased as a result of a case investigation in the Michigan Disease Surveillance System (MDSS). MDSS is the database used by state and local health department to monitor reportable diseases like COVID-19; 2) have been identified as a confirmed case in MDSS had have a death certificate with COVID-19 listed as a cause of death; 3) have been identified as a confirmed case in MDSS and die within 30 days of onset of COVID-19 infection and have a death certificate which classifies their manner death as 'natural'. Probable deaths include individuals who have COVID indicated as a cause of death on their death certificate but have not had a positive diagnostic laboratory test.

Why do the number of probable cases fluctuate?

The number of probable cases can change daily based on the investigation efforts of the health department. When a probable case is first reported, local and/or state health department staff investigate to determine if the person meets the case definition of probable. As additional information is gathered, the case could be re-classified to confirmed, remain as probable, or be determined as not a case.

Why do data in the demographics tab not sum to the total number of cases for a county or region?

Data are not shown whenever the number of cases for a particular demographic category is fewer than six to protect the confidentiality of individuals. Rates are not calculated for other, multiple, and unknown race because an appropriate population denominator is not available for these categories at the county level.

Where can I get more information about COVID-19?

Visit <https://www.michigan.gov/coronavirus> to find information on resources and assistance, answers to frequently asked questions, and the latest updates on Michigan's response to COVID-19. For COVID-19 updates from CDC visit <https://www.cdc.gov/coronavirus/2019-ncov>.

# PUBLIC USE DATASETS

## Cases and Deaths by County

### README

Includes total cases and deaths to date by case status (confirmed or probable) and county.

County is based on the county of residence.

Confirmed cases only include individuals who have had a positive diagnostic laboratory test for COVID-19.

Probable cases include individuals who have symptoms consistent with COVID-19 and an epidemiologic link to a confirmed case or a positive serology (antibody) test, but do not have a positive diagnostic laboratory test for COVID-19 and individuals with a positive serology (antibody) test for COVID-19 and an epidemiologic link to a confirmed case.

Confirmed deaths include individuals who meet one or more of the following conditions: 1) Have been identified as a confirmed case and classified as deceased as a result of a case investigation in the Michigan Disease Surveillance System (MDSS). MDSS is the database used by state and local health department to monitor reportable diseases like COVID-19; 2) have been identified as a confirmed case in MDSS had have a death certificate with COVID-19 listed as a cause of death; 3) have been identified as a confirmed case in MDSS and die within 30 days of onset of COVID-19 infection and have a death certificate which classifies their manner death as 'natural'.

Probable deaths include individuals who have COVID indicated as a cause of death on their death certificate but have not had a positive diagnostic laboratory test.

The number of probable cases can change daily based on information obtained through the health department investigation. Probable cases can be re-classified as a confirmed case or determined to not be a case.

# **CASES AND DEATHS BY COUNTY 2020-10-17**

Updated	COUNTY	ConfirmedCases	ConfirmedDeaths	ProbableCases	ProbableDeaths
2020/10/17 14:15:15	Alcona	43	2	8	0
2020/10/17 14:15:15	Alger	69	0	19	0
2020/10/17 14:15:15	Allegan	927	7	113	0
2020/10/17 14:15:15	Alpena	130	14	22	0
2020/10/17 14:15:15	Antrim	81	0	11	0
2020/10/17 14:15:15	Arenac	80	3	7	0
2020/10/17 14:15:15	Baraga	54	4	12	0
2020/10/17 14:15:15	Barry	465	5	50	0
2020/10/17 14:15:15	Bay	1112	55	109	0
2020/10/17 14:15:15	Benzie	96	2	8	0
2020/10/17 14:15:15	Berrien	2089	76	219	1
2020/10/17 14:15:15	Branch	675	9	92	1
2020/10/17 14:15:15	Calhoun	1964	50	228	2
2020/10/17 14:15:15	Cass	739	23	66	0
2020/10/17 14:15:15	Charlevoix	118	4	15	0
2020/10/17 14:15:15	Cheboygan	96	2	16	0
2020/10/17 14:15:15	Chippewa	64	0	40	0
2020/10/17 14:15:15	Clare	187	7	22	0
2020/10/17 14:15:15	Clinton	773	14	101	0
2020/10/17 14:15:15	Crawford	126	5	10	0
2020/10/17 14:15:15	Delta	842	17	116	0
2020/10/17 14:15:15	Dickinson	434	7	10	1
2020/10/17 14:15:15	Eaton	833	10	93	0
2020/10/17 14:15:15	Emmet	170	4	13	0
2020/10/17 14:15:15	Genesee	4947	296	963	26
2020/10/17 14:15:15	Gladwin	133	2	23	0
2020/10/17 14:15:15	Gogebic	200	1	64	1
2020/10/17 14:15:15	Grand Traverse	560	13	71	0
2020/10/17 14:15:15	Gratiot	338	16	58	0
2020/10/17 14:15:15	Hillsdale	414	26	37	1
2020/10/17 14:15:15	Houghton	698	6	148	0
2020/10/17 14:15:15	Huron	214	5	43	0
2020/10/17 14:15:15	Ingham	4152	58	85	0
2020/10/17 14:15:15	Ionia	522	7	38	0
2020/10/17 14:15:15	Iosco	216	13	40	1
2020/10/17 14:15:15	Iron	318	17	18	1
2020/10/17 14:15:15	Isabella	812	15	102	0
2020/10/17 14:15:15	Jackson	1486	59	30	2
2020/10/17 14:15:15	Kalamazoo	3324	96	809	3
2020/10/17 14:15:15	Kalkaska	96	4	18	0
2020/10/17 14:15:15	Kent	11448	174	895	4
2020/10/17 14:15:15	Keweenaw	15	0	2	0
2020/10/17 14:15:15	Lake	42	0	1	0
2020/10/17 14:15:15	Lapeer	659	37	129	1
2020/10/17 14:15:15	Leelanau	120	1	10	0
2020/10/17 14:15:15	Lenawee	957	18	50	0
2020/10/17 14:15:15	Livingston	1492	31	248	1

2020/10/17 14:15:15	Luce	28	0	9	0
2020/10/17 14:15:15	Mackinac	108	0	29	0
2020/10/17 14:15:15	Macomb	15932	1012	938	49
2020/10/17 14:15:15	Manistee	103	3	6	0
2020/10/17 14:15:15	Marquette	849	12	107	0
2020/10/17 14:15:15	Mason	156	1	17	0
2020/10/17 14:15:15	Mecosta	338	4	18	0
2020/10/17 14:15:15	Menominee	519	3	74	0
2020/10/17 14:15:15	Midland	674	13	126	0
2020/10/17 14:15:15	Missaukee	61	1	17	0
2020/10/17 14:15:15	Monroe	1605	29	190	1
2020/10/17 14:15:15	Montcalm	439	8	41	0
2020/10/17 14:15:15	Montmorency	18	0	2	0
2020/10/17 14:15:15	Muskegon	1728	76	66	0
2020/10/17 14:15:15	Newaygo	493	2	18	0
2020/10/17 14:15:15	Oakland	18418	1175	4513	51
2020/10/17 14:15:15	Oceana	536	6	31	0
2020/10/17 14:15:15	Ogemaw	67	5	17	0
2020/10/17 14:15:15	Ontonagon	65	0	4	0
2020/10/17 14:15:15	Osceola	108	0	12	0
2020/10/17 14:15:15	Oscoda	33	1	19	0
2020/10/17 14:15:15	Otsego	181	11	25	0
2020/10/17 14:15:15	Ottawa	4085	67	214	5
2020/10/17 14:15:15	Presque Isle	31	1	4	0
2020/10/17 14:15:15	Roscommon	108	4	25	0
2020/10/17 14:15:15	Saginaw	3154	143	224	5
2020/10/17 14:15:15	Sanilac	158	6	7	1
2020/10/17 14:15:15	Schoolcraft	50	0	4	0
2020/10/17 14:15:15	Shiawassee	574	32	37	1
2020/10/17 14:15:15	St Clair	1080	62	199	1
2020/10/17 14:15:15	St Joseph	887	12	150	0
2020/10/17 14:15:15	Tuscola	499	34	78	0
2020/10/17 14:15:15	Van Buren	836	16	93	2
2020/10/17 14:15:15	Washtenaw	4127	116	534	0
2020/10/17 14:15:15	Wayne	20183	1309	1814	50
2020/10/17 14:15:15	Wexford	129	4	17	0
2020/10/17 14:15:15	MDOC	5843	75	3	0
2020/10/17 14:15:15	FCI	190	5	5	0
2020/10/17 14:15:15	Out-of-State	241	1	13	1
2020/10/17 14:15:15	Unknown	2	0	8	0
2020/10/17 14:15:15	Detroit City	14931	1546	1218	117

# PUBLIC USE DATASETS

## Cases by Demographics Statewide

### README

Includes the total number of confirmed and probable cases and confirmed and probable deaths to date by demographic characteristics

Confirmed cases only include individuals who have had a positive diagnostic laboratory test for COVID-19.

Probable cases include individuals who have symptoms consistent with COVID-19 and an epidemiologic link to a confirmed case or a positive serology (antibody) test, but do not have a positive diagnostic laboratory test for COVID-19 and individuals with a positive serology (antibody) test for COVID-19 and an epidemiologic link to a confirmed case.

Confirmed deaths include individuals who meet one or more of the following conditions: 1) Have been identified as a confirmed case and classified as deceased as a result of a case investigation in the Michigan Disease Surveillance System (MDSS). MDSS is the database used by state and local health department to monitor reportable diseases like COVID-19; 2) have been identified as a confirmed case in MDSS had have a death certificate with COVID-19 listed as a cause of death; 3) have been identified as a confirmed case in MDSS and die within 30 days of onset of COVID-19 infection and have a death certificate which classifies their manner death as 'natural'.

Probable deaths include individuals who have COVID indicated as a cause of death on their death certificate but have not had a positive diagnostic laboratory test.

The number of probable cases can change daily based on information obtained through the health department investigation. Probable cases can be re-classified as a confirmed case or determined to not be a case.

Data is suppressed when the number of cases or deaths in a single category is between one and five to protect the confidentiality of individuals.

# **CASES BY DEMOGRAPHICS STATEWIDE 2020-10-17**

CASE_STATUS	AgeCat	RaceCat	SEX	Cases	Deaths
Confirmed	0-9	American Indian/Alaska Native	Female	13	0
Confirmed	10-19	American Indian/Alaska Native	Female	42	0
Confirmed	20-29	American Indian/Alaska Native	Female	78	0
Confirmed	30-39	American Indian/Alaska Native	Female	61	0
Confirmed	40-49	American Indian/Alaska Native	Female	56	0
Confirmed	50-59	American Indian/Alaska Native	Female	64	0
Confirmed	60-69	American Indian/Alaska Native	Female	34	Suppressed
Confirmed	70-79	American Indian/Alaska Native	Female	21	Suppressed
Confirmed	80+	American Indian/Alaska Native	Female	10	Suppressed
Confirmed	Unknown	American Indian/Alaska Native	Female	0	0
Confirmed	0-9	Asian/Pacific Islander	Female	29	0
Confirmed	10-19	Asian/Pacific Islander	Female	113	0
Confirmed	20-29	Asian/Pacific Islander	Female	283	0
Confirmed	30-39	Asian/Pacific Islander	Female	280	0
Confirmed	40-49	Asian/Pacific Islander	Female	271	0
Confirmed	50-59	Asian/Pacific Islander	Female	237	Suppressed
Confirmed	60-69	Asian/Pacific Islander	Female	132	Suppressed
Confirmed	70-79	Asian/Pacific Islander	Female	59	11
Confirmed	80+	Asian/Pacific Islander	Female	62	23
Confirmed	Unknown	Asian/Pacific Islander	Female	0	0
Confirmed	0-9	Black/African American	Female	210	Suppressed
Confirmed	10-19	Black/African American	Female	577	Suppressed
Confirmed	20-29	Black/African American	Female	2291	Suppressed
Confirmed	30-39	Black/African American	Female	2231	8
Confirmed	40-49	Black/African American	Female	2309	54
Confirmed	50-59	Black/African American	Female	2244	110
Confirmed	60-69	Black/African American	Female	2025	236
Confirmed	70-79	Black/African American	Female	1371	330
Confirmed	80+	Black/African American	Female	1061	441
Confirmed	Unknown	Black/African American	Female	Suppressed	0
Confirmed	0-9	Multiple Races	Female	98	0
Confirmed	10-19	Multiple Races	Female	480	0
Confirmed	20-29	Multiple Races	Female	1041	0
Confirmed	30-39	Multiple Races	Female	755	0
Confirmed	40-49	Multiple Races	Female	845	Suppressed
Confirmed	50-59	Multiple Races	Female	904	Suppressed
Confirmed	60-69	Multiple Races	Female	540	Suppressed
Confirmed	70-79	Multiple Races	Female	272	12
Confirmed	80+	Multiple Races	Female	237	23
Confirmed	Unknown	Multiple Races	Female	Suppressed	0
Confirmed	0-9	Other	Female	182	0
Confirmed	10-19	Other	Female	577	0
Confirmed	20-29	Other	Female	1028	0
Confirmed	30-39	Other	Female	731	Suppressed
Confirmed	40-49	Other	Female	714	Suppressed
Confirmed	50-59	Other	Female	488	Suppressed
Confirmed	60-69	Other	Female	324	15

Confirmed	70-79	Other	Female	169	16
Confirmed	80+	Other	Female	133	26
Confirmed	Unknown	Other	Female	0	0
Confirmed	0-9	Unknown	Female	147	0
Confirmed	10-19	Unknown	Female	843	0
Confirmed	20-29	Unknown	Female	1577	Suppressed
Confirmed	30-39	Unknown	Female	1259	0
Confirmed	40-49	Unknown	Female	1381	Suppressed
Confirmed	50-59	Unknown	Female	1394	7
Confirmed	60-69	Unknown	Female	1059	14
Confirmed	70-79	Unknown	Female	571	20
Confirmed	80+	Unknown	Female	656	35
Confirmed	Unknown	Unknown	Female	35	0
Confirmed	0-9	White	Female	736	0
Confirmed	10-19	White	Female	4537	0
Confirmed	20-29	White	Female	8342	Suppressed
Confirmed	30-39	White	Female	4967	10
Confirmed	40-49	White	Female	5051	26
Confirmed	50-59	White	Female	5629	72
Confirmed	60-69	White	Female	4317	192
Confirmed	70-79	White	Female	3088	432
Confirmed	80+	White	Female	3811	1199
Confirmed	Unknown	White	Female	26	0
Confirmed	0-9	American Indian/Alaska Native	Male	14	0
Confirmed	10-19	American Indian/Alaska Native	Male	33	0
Confirmed	20-29	American Indian/Alaska Native	Male	61	0
Confirmed	30-39	American Indian/Alaska Native	Male	53	0
Confirmed	40-49	American Indian/Alaska Native	Male	66	0
Confirmed	50-59	American Indian/Alaska Native	Male	55	Suppressed
Confirmed	60-69	American Indian/Alaska Native	Male	44	8
Confirmed	70-79	American Indian/Alaska Native	Male	23	6
Confirmed	80+	American Indian/Alaska Native	Male	7	Suppressed
Confirmed	Unknown	American Indian/Alaska Native	Male	0	0
Confirmed	0-9	Asian/Pacific Islander	Male	50	0
Confirmed	10-19	Asian/Pacific Islander	Male	106	0
Confirmed	20-29	Asian/Pacific Islander	Male	306	0
Confirmed	30-39	Asian/Pacific Islander	Male	263	0
Confirmed	40-49	Asian/Pacific Islander	Male	223	Suppressed
Confirmed	50-59	Asian/Pacific Islander	Male	196	Suppressed
Confirmed	60-69	Asian/Pacific Islander	Male	148	15
Confirmed	70-79	Asian/Pacific Islander	Male	66	16
Confirmed	80+	Asian/Pacific Islander	Male	40	17
Confirmed	Unknown	Asian/Pacific Islander	Male	0	0
Confirmed	0-9	Black/African American	Male	197	0
Confirmed	10-19	Black/African American	Male	610	0
Confirmed	20-29	Black/African American	Male	1864	12
Confirmed	30-39	Black/African American	Male	1933	29
Confirmed	40-49	Black/African American	Male	2090	74
Confirmed	50-59	Black/African American	Male	2386	201
Confirmed	60-69	Black/African American	Male	2180	349



Confirmed	70-79	Black/African American	Male	1343	422
Confirmed	80+	Black/African American	Male	629	315
Confirmed	Unknown	Black/African American	Male	Suppressed	0
Confirmed	0-9	Multiple Races	Male	131	Suppressed
Confirmed	10-19	Multiple Races	Male	452	0
Confirmed	20-29	Multiple Races	Male	794	0
Confirmed	30-39	Multiple Races	Male	604	Suppressed
Confirmed	40-49	Multiple Races	Male	646	Suppressed
Confirmed	50-59	Multiple Races	Male	674	Suppressed
Confirmed	60-69	Multiple Races	Male	492	21
Confirmed	70-79	Multiple Races	Male	251	15
Confirmed	80+	Multiple Races	Male	103	16
Confirmed	Unknown	Multiple Races	Male	Suppressed	0
Confirmed	0-9	Other	Male	209	0
Confirmed	10-19	Other	Male	630	0
Confirmed	20-29	Other	Male	1180	Suppressed
Confirmed	30-39	Other	Male	890	Suppressed
Confirmed	40-49	Other	Male	771	7
Confirmed	50-59	Other	Male	575	9
Confirmed	60-69	Other	Male	350	27
Confirmed	70-79	Other	Male	173	24
Confirmed	80+	Other	Male	78	16
Confirmed	Unknown	Other	Male	Suppressed	0
Confirmed	0-9	Unknown	Male	182	0
Confirmed	10-19	Unknown	Male	895	0
Confirmed	20-29	Unknown	Male	1774	0
Confirmed	30-39	Unknown	Male	1443	Suppressed
Confirmed	40-49	Unknown	Male	1397	10
Confirmed	50-59	Unknown	Male	1476	9
Confirmed	60-69	Unknown	Male	1052	17
Confirmed	70-79	Unknown	Male	506	25
Confirmed	80+	Unknown	Male	309	29
Confirmed	Unknown	Unknown	Male	27	0
Confirmed	0-9	White	Male	831	0
Confirmed	10-19	White	Male	3798	0
Confirmed	20-29	White	Male	6972	Suppressed
Confirmed	30-39	White	Male	4651	14
Confirmed	40-49	White	Male	4632	42
Confirmed	50-59	White	Male	5558	134
Confirmed	60-69	White	Male	4601	325
Confirmed	70-79	White	Male	3051	551
Confirmed	80+	White	Male	2237	874
Confirmed	Unknown	White	Male	19	0
Confirmed	0-9	American Indian/Alaska Native	Unknown	0	0
Confirmed	10-19	American Indian/Alaska Native	Unknown	0	0
Confirmed	20-29	American Indian/Alaska Native	Unknown	0	0
Confirmed	30-39	American Indian/Alaska Native	Unknown	0	0
Confirmed	40-49	American Indian/Alaska Native	Unknown	0	0
Confirmed	50-59	American Indian/Alaska Native	Unknown	0	0
Confirmed	60-69	American Indian/Alaska Native	Unknown	0	0

Confirmed	70-79	American Indian/Alaska Native	Unknown	Suppressed	0
Confirmed	80+	American Indian/Alaska Native	Unknown	0	0
Confirmed	Unknown	American Indian/Alaska Native	Unknown	0	0
Confirmed	0-9	Asian/Pacific Islander	Unknown	0	0
Confirmed	10-19	Asian/Pacific Islander	Unknown	Suppressed	0
Confirmed	20-29	Asian/Pacific Islander	Unknown	0	0
Confirmed	30-39	Asian/Pacific Islander	Unknown	Suppressed	0
Confirmed	40-49	Asian/Pacific Islander	Unknown	Suppressed	0
Confirmed	50-59	Asian/Pacific Islander	Unknown	0	0
Confirmed	60-69	Asian/Pacific Islander	Unknown	0	0
Confirmed	70-79	Asian/Pacific Islander	Unknown	0	0
Confirmed	80+	Asian/Pacific Islander	Unknown	0	0
Confirmed	Unknown	Asian/Pacific Islander	Unknown	0	0
Confirmed	0-9	Black/African American	Unknown	Suppressed	0
Confirmed	10-19	Black/African American	Unknown	7	0
Confirmed	20-29	Black/African American	Unknown	Suppressed	0
Confirmed	30-39	Black/African American	Unknown	Suppressed	0
Confirmed	40-49	Black/African American	Unknown	Suppressed	0
Confirmed	50-59	Black/African American	Unknown	6	0
Confirmed	60-69	Black/African American	Unknown	Suppressed	0
Confirmed	70-79	Black/African American	Unknown	Suppressed	0
Confirmed	80+	Black/African American	Unknown	Suppressed	0
Confirmed	Unknown	Black/African American	Unknown	0	0
Confirmed	0-9	Multiple Races	Unknown	0	0
Confirmed	10-19	Multiple Races	Unknown	6	0
Confirmed	20-29	Multiple Races	Unknown	9	0
Confirmed	30-39	Multiple Races	Unknown	Suppressed	0
Confirmed	40-49	Multiple Races	Unknown	Suppressed	0
Confirmed	50-59	Multiple Races	Unknown	Suppressed	Suppressed
Confirmed	60-69	Multiple Races	Unknown	Suppressed	0
Confirmed	70-79	Multiple Races	Unknown	Suppressed	0
Confirmed	80+	Multiple Races	Unknown	0	0
Confirmed	Unknown	Multiple Races	Unknown	Suppressed	0
Confirmed	0-9	Other	Unknown	Suppressed	0
Confirmed	10-19	Other	Unknown	Suppressed	0
Confirmed	20-29	Other	Unknown	Suppressed	0
Confirmed	30-39	Other	Unknown	Suppressed	0
Confirmed	40-49	Other	Unknown	6	0
Confirmed	50-59	Other	Unknown	Suppressed	0
Confirmed	60-69	Other	Unknown	Suppressed	0
Confirmed	70-79	Other	Unknown	0	0
Confirmed	80+	Other	Unknown	0	0
Confirmed	Unknown	Other	Unknown	Suppressed	0
Confirmed	0-9	Unknown	Unknown	8	0
Confirmed	10-19	Unknown	Unknown	10	0
Confirmed	20-29	Unknown	Unknown	44	0
Confirmed	30-39	Unknown	Unknown	29	0
Confirmed	40-49	Unknown	Unknown	49	0
Confirmed	50-59	Unknown	Unknown	39	0
Confirmed	60-69	Unknown	Unknown	15	0

Confirmed	70-79	Unknown	Unknown	7	0
Confirmed	80+	Unknown	Unknown	7	0
Confirmed	Unknown	Unknown	Unknown	Suppressed	0
Confirmed	0-9	White	Unknown	0	0
Confirmed	10-19	White	Unknown	19	0
Confirmed	20-29	White	Unknown	22	0
Confirmed	30-39	White	Unknown	10	0
Confirmed	40-49	White	Unknown	7	0
Confirmed	50-59	White	Unknown	Suppressed	0
Confirmed	60-69	White	Unknown	11	0
Confirmed	70-79	White	Unknown	Suppressed	0
Confirmed	80+	White	Unknown	Suppressed	0
Confirmed	Unknown	White	Unknown	0	0
Probable	0-9	American Indian/Alaska Native	Female	Suppressed	0
Probable	10-19	American Indian/Alaska Native	Female	Suppressed	0
Probable	20-29	American Indian/Alaska Native	Female	11	0
Probable	30-39	American Indian/Alaska Native	Female	Suppressed	0
Probable	40-49	American Indian/Alaska Native	Female	Suppressed	0
Probable	50-59	American Indian/Alaska Native	Female	Suppressed	0
Probable	60-69	American Indian/Alaska Native	Female	Suppressed	0
Probable	70-79	American Indian/Alaska Native	Female	Suppressed	0
Probable	80+	American Indian/Alaska Native	Female	0	0
Probable	Unknown	American Indian/Alaska Native	Female	Suppressed	0
Probable	0-9	Asian/Pacific Islander	Female	9	0
Probable	10-19	Asian/Pacific Islander	Female	16	0
Probable	20-29	Asian/Pacific Islander	Female	29	0
Probable	30-39	Asian/Pacific Islander	Female	22	0
Probable	40-49	Asian/Pacific Islander	Female	13	0
Probable	50-59	Asian/Pacific Islander	Female	18	0
Probable	60-69	Asian/Pacific Islander	Female	6	0
Probable	70-79	Asian/Pacific Islander	Female	Suppressed	0
Probable	80+	Asian/Pacific Islander	Female	0	0
Probable	Unknown	Asian/Pacific Islander	Female	Suppressed	0
Probable	0-9	Black/African American	Female	35	0
Probable	10-19	Black/African American	Female	56	0
Probable	20-29	Black/African American	Female	127	0
Probable	30-39	Black/African American	Female	109	0
Probable	40-49	Black/African American	Female	135	Suppressed
Probable	50-59	Black/African American	Female	148	8
Probable	60-69	Black/African American	Female	119	12
Probable	70-79	Black/African American	Female	52	13
Probable	80+	Black/African American	Female	37	25
Probable	Unknown	Black/African American	Female	7	0
Probable	0-9	Multiple Races	Female	25	0
Probable	10-19	Multiple Races	Female	58	0
Probable	20-29	Multiple Races	Female	73	0
Probable	30-39	Multiple Races	Female	28	0
Probable	40-49	Multiple Races	Female	64	0
Probable	50-59	Multiple Races	Female	66	0
Probable	60-69	Multiple Races	Female	44	0

Probable	70-79	Multiple Races	Female	15	0
Probable	80+	Multiple Races	Female	6	Suppressed
Probable	Unknown	Multiple Races	Female	13	0
Probable	0-9	Other	Female	28	0
Probable	10-19	Other	Female	54	0
Probable	20-29	Other	Female	66	0
Probable	30-39	Other	Female	55	0
Probable	40-49	Other	Female	52	0
Probable	50-59	Other	Female	31	Suppressed
Probable	60-69	Other	Female	16	Suppressed
Probable	70-79	Other	Female	9	0
Probable	80+	Other	Female	Suppressed	0
Probable	Unknown	Other	Female	7	0
Probable	0-9	Unknown	Female	57	0
Probable	10-19	Unknown	Female	262	0
Probable	20-29	Unknown	Female	521	0
Probable	30-39	Unknown	Female	375	0
Probable	40-49	Unknown	Female	459	0
Probable	50-59	Unknown	Female	477	0
Probable	60-69	Unknown	Female	371	Suppressed
Probable	70-79	Unknown	Female	145	0
Probable	80+	Unknown	Female	87	Suppressed
Probable	Unknown	Unknown	Female	206	0
Probable	0-9	White	Female	207	0
Probable	10-19	White	Female	538	0
Probable	20-29	White	Female	759	0
Probable	30-39	White	Female	441	0
Probable	40-49	White	Female	558	Suppressed
Probable	50-59	White	Female	573	Suppressed
Probable	60-69	White	Female	358	17
Probable	70-79	White	Female	174	21
Probable	80+	White	Female	130	53
Probable	Unknown	White	Female	91	0
Probable	0-9	American Indian/Alaska Native	Male	Suppressed	0
Probable	10-19	American Indian/Alaska Native	Male	Suppressed	0
Probable	20-29	American Indian/Alaska Native	Male	Suppressed	0
Probable	30-39	American Indian/Alaska Native	Male	Suppressed	0
Probable	40-49	American Indian/Alaska Native	Male	Suppressed	0
Probable	50-59	American Indian/Alaska Native	Male	Suppressed	0
Probable	60-69	American Indian/Alaska Native	Male	Suppressed	0
Probable	70-79	American Indian/Alaska Native	Male	0	0
Probable	80+	American Indian/Alaska Native	Male	Suppressed	Suppressed
Probable	Unknown	American Indian/Alaska Native	Male	Suppressed	0
Probable	0-9	Asian/Pacific Islander	Male	15	0
Probable	10-19	Asian/Pacific Islander	Male	8	0
Probable	20-29	Asian/Pacific Islander	Male	28	0
Probable	30-39	Asian/Pacific Islander	Male	25	0
Probable	40-49	Asian/Pacific Islander	Male	9	0
Probable	50-59	Asian/Pacific Islander	Male	11	0
Probable	60-69	Asian/Pacific Islander	Male	Suppressed	0

Probable	70-79	Asian/Pacific Islander	Male	Suppressed	Suppressed
Probable	80+	Asian/Pacific Islander	Male	0	0
Probable	Unknown	Asian/Pacific Islander	Male	0	0
Probable	0-9	Black/African American	Male	38	Suppressed
Probable	10-19	Black/African American	Male	51	0
Probable	20-29	Black/African American	Male	82	0
Probable	30-39	Black/African American	Male	64	0
Probable	40-49	Black/African American	Male	66	8
Probable	50-59	Black/African American	Male	95	8
Probable	60-69	Black/African American	Male	93	21
Probable	70-79	Black/African American	Male	47	25
Probable	80+	Black/African American	Male	20	15
Probable	Unknown	Black/African American	Male	Suppressed	0
Probable	0-9	Multiple Races	Male	27	0
Probable	10-19	Multiple Races	Male	53	0
Probable	20-29	Multiple Races	Male	61	0
Probable	30-39	Multiple Races	Male	42	0
Probable	40-49	Multiple Races	Male	50	Suppressed
Probable	50-59	Multiple Races	Male	39	0
Probable	60-69	Multiple Races	Male	27	0
Probable	70-79	Multiple Races	Male	13	0
Probable	80+	Multiple Races	Male	Suppressed	Suppressed
Probable	Unknown	Multiple Races	Male	15	0
Probable	0-9	Other	Male	24	0
Probable	10-19	Other	Male	52	0
Probable	20-29	Other	Male	68	0
Probable	30-39	Other	Male	56	0
Probable	40-49	Other	Male	51	0
Probable	50-59	Other	Male	25	0
Probable	60-69	Other	Male	18	Suppressed
Probable	70-79	Other	Male	9	Suppressed
Probable	80+	Other	Male	Suppressed	0
Probable	Unknown	Other	Male	7	0
Probable	0-9	Unknown	Male	65	0
Probable	10-19	Unknown	Male	254	0
Probable	20-29	Unknown	Male	424	0
Probable	30-39	Unknown	Male	366	Suppressed
Probable	40-49	Unknown	Male	338	Suppressed
Probable	50-59	Unknown	Male	363	0
Probable	60-69	Unknown	Male	260	Suppressed
Probable	70-79	Unknown	Male	105	Suppressed
Probable	80+	Unknown	Male	45	Suppressed
Probable	Unknown	Unknown	Male	165	0
Probable	0-9	White	Male	233	0
Probable	10-19	White	Male	506	0
Probable	20-29	White	Male	675	Suppressed
Probable	30-39	White	Male	367	Suppressed
Probable	40-49	White	Male	373	Suppressed
Probable	50-59	White	Male	421	6
Probable	60-69	White	Male	290	15

Probable	70-79	White	Male	125	13
Probable	80+	White	Male	91	28
Probable	Unknown	White	Male	47	0
Probable	0-9	American Indian/Alaska Native	Unknown	0	0
Probable	10-19	American Indian/Alaska Native	Unknown	0	0
Probable	20-29	American Indian/Alaska Native	Unknown	Suppressed	0
Probable	30-39	American Indian/Alaska Native	Unknown	0	0
Probable	40-49	American Indian/Alaska Native	Unknown	0	0
Probable	50-59	American Indian/Alaska Native	Unknown	0	0
Probable	60-69	American Indian/Alaska Native	Unknown	0	0
Probable	70-79	American Indian/Alaska Native	Unknown	0	0
Probable	80+	American Indian/Alaska Native	Unknown	0	0
Probable	Unknown	American Indian/Alaska Native	Unknown	0	0
Probable	0-9	Asian/Pacific Islander	Unknown	0	0
Probable	10-19	Asian/Pacific Islander	Unknown	0	0
Probable	20-29	Asian/Pacific Islander	Unknown	Suppressed	0
Probable	30-39	Asian/Pacific Islander	Unknown	Suppressed	0
Probable	40-49	Asian/Pacific Islander	Unknown	0	0
Probable	50-59	Asian/Pacific Islander	Unknown	0	0
Probable	60-69	Asian/Pacific Islander	Unknown	0	0
Probable	70-79	Asian/Pacific Islander	Unknown	0	0
Probable	80+	Asian/Pacific Islander	Unknown	0	0
Probable	Unknown	Asian/Pacific Islander	Unknown	0	0
Probable	0-9	Black/African American	Unknown	0	0
Probable	10-19	Black/African American	Unknown	0	0
Probable	20-29	Black/African American	Unknown	Suppressed	0
Probable	30-39	Black/African American	Unknown	0	0
Probable	40-49	Black/African American	Unknown	0	0
Probable	50-59	Black/African American	Unknown	Suppressed	0
Probable	60-69	Black/African American	Unknown	Suppressed	0
Probable	70-79	Black/African American	Unknown	0	0
Probable	80+	Black/African American	Unknown	0	0
Probable	Unknown	Black/African American	Unknown	Suppressed	0
Probable	0-9	Multiple Races	Unknown	Suppressed	0
Probable	10-19	Multiple Races	Unknown	Suppressed	0
Probable	20-29	Multiple Races	Unknown	Suppressed	0
Probable	30-39	Multiple Races	Unknown	Suppressed	0
Probable	40-49	Multiple Races	Unknown	Suppressed	0
Probable	50-59	Multiple Races	Unknown	Suppressed	0
Probable	60-69	Multiple Races	Unknown	Suppressed	0
Probable	70-79	Multiple Races	Unknown	0	0
Probable	80+	Multiple Races	Unknown	0	0
Probable	Unknown	Multiple Races	Unknown	Suppressed	0
Probable	0-9	Other	Unknown	Suppressed	0
Probable	10-19	Other	Unknown	Suppressed	0
Probable	20-29	Other	Unknown	0	0
Probable	30-39	Other	Unknown	0	0
Probable	40-49	Other	Unknown	Suppressed	0
Probable	50-59	Other	Unknown	Suppressed	0
Probable	60-69	Other	Unknown	Suppressed	0

Probable	70-79	Other	Unknown	0	0
Probable	80+	Other	Unknown	0	0
Probable	Unknown	Other	Unknown	Suppressed	0
Probable	0-9	Unknown	Unknown	19	0
Probable	10-19	Unknown	Unknown	32	0
Probable	20-29	Unknown	Unknown	60	0
Probable	30-39	Unknown	Unknown	53	0
Probable	40-49	Unknown	Unknown	59	0
Probable	50-59	Unknown	Unknown	51	0
Probable	60-69	Unknown	Unknown	37	0
Probable	70-79	Unknown	Unknown	16	0
Probable	80+	Unknown	Unknown	Suppressed	0
Probable	Unknown	Unknown	Unknown	458	0
Probable	0-9	White	Unknown	9	0
Probable	10-19	White	Unknown	8	0
Probable	20-29	White	Unknown	13	0
Probable	30-39	White	Unknown	Suppressed	0
Probable	40-49	White	Unknown	11	0
Probable	50-59	White	Unknown	11	0
Probable	60-69	White	Unknown	Suppressed	0
Probable	70-79	White	Unknown	Suppressed	0
Probable	80+	White	Unknown	Suppressed	0
Probable	Unknown	White	Unknown	11	0

# PUBLIC USE DATASETS

## COVID-19 Tests by County

### README

Data includes tests by type (diagnostic, serology or total combined) by county.

Diagnostic tests are used to find current infection and look for genes or proteins from the severe acute respiratory syndrome coronavirus 2 (SARS-CoV-2), the virus that causes COVID-19. These tests, which are performed as nasal swabs, include: Nucleic acid amplification test/real-time polymerase chain reaction (NAAT/RT-PCR) test and rapid virus antigen detection point of care (POC) tests.

Serology tests are used to look for the possibility of previous infection. Serology tests look for antibodies to SARS-CoV-2 in the blood. There are currently two types of serology tests: the enzyme-linked immunosorbent assay (ELISA) test and the rapid antibody detection POC test. Serology tests do not diagnose disease and do not guarantee immunity, but might provide information about previous infection.

Correctional includes state and federal prisons and county and city detention facilities. Testing data represents total tests performed, not individuals tested. A single individual may have more than one test completed.



# COVID-19 TESTS BY COUNTY 2020-10-17

Updated	COUNTY	TestType	Count	RatePerMillion
2020/10/17 14:15:19	Alcona	Diagnostic	2475	237866
2020/10/17 14:15:19	Alcona	Serology	71	6824
2020/10/17 14:15:19	Alcona	Total	2546	244690
2020/10/17 14:15:19	Alger	Diagnostic	1809	198617
2020/10/17 14:15:19	Alger	Serology	92	10101
2020/10/17 14:15:19	Alger	Total	1901	208718
2020/10/17 14:15:19	Allegan	Serology	1162	9841
2020/10/17 14:15:19	Allegan	Diagnostic	39468	334245
2020/10/17 14:15:19	Allegan	Total	40630	344086
2020/10/17 14:15:19	Alpena	Serology	233	8203
2020/10/17 14:15:19	Alpena	Diagnostic	3558	125260
2020/10/17 14:15:19	Alpena	Total	3791	133462
2020/10/17 14:15:19	Antrim	Serology	220	9432
2020/10/17 14:15:19	Antrim	Diagnostic	6766	290087
2020/10/17 14:15:19	Antrim	Total	6986	299520
2020/10/17 14:15:19	Arenac	Serology	187	12565
2020/10/17 14:15:19	Arenac	Diagnostic	4609	309682
2020/10/17 14:15:19	Arenac	Total	4796	322247
2020/10/17 14:15:19	Baraga	Diagnostic	5810	707760
2020/10/17 14:15:19	Baraga	Serology	45	5482
2020/10/17 14:15:19	Baraga	Total	5855	713242
2020/10/17 14:15:19	Barry	Diagnostic	20479	332721
2020/10/17 14:15:19	Barry	Serology	852	13842
2020/10/17 14:15:19	Barry	Total	21331	346564
2020/10/17 14:15:19	Bay	Serology	2452	23777
2020/10/17 14:15:19	Bay	Diagnostic	41932	406609
2020/10/17 14:15:19	Bay	Total	44384	430386
2020/10/17 14:15:19	Benzie	Diagnostic	5266	296409
2020/10/17 14:15:19	Benzie	Serology	201	11314
2020/10/17 14:15:19	Benzie	Total	5467	307723
2020/10/17 14:15:19	Berrien	Diagnostic	81560	531678
2020/10/17 14:15:19	Berrien	Serology	2459	16030
2020/10/17 14:15:19	Berrien	Total	84019	547708
2020/10/17 14:15:19	Branch	Diagnostic	12784	293770
2020/10/17 14:15:19	Branch	Serology	175	4021
2020/10/17 14:15:19	Branch	Total	12959	297792
2020/10/17 14:15:19	Calhoun	Diagnostic	71219	530855
2020/10/17 14:15:19	Calhoun	Serology	872	6500
2020/10/17 14:15:19	Calhoun	Total	72091	537355
2020/10/17 14:15:19	Cass	Diagnostic	14271	275571
2020/10/17 14:15:19	Cass	Serology	304	5870
2020/10/17 14:15:19	Cass	Total	14575	281441
2020/10/17 14:15:19	Charlevoix	Diagnostic	8082	309146
2020/10/17 14:15:19	Charlevoix	Serology	473	18093
2020/10/17 14:15:19	Charlevoix	Total	8555	327239
2020/10/17 14:15:19	Cheboygan	Diagnostic	4380	173287
2020/10/17 14:15:19	Cheboygan	Serology	225	8902

2020/10/17 14:15:19	Cheboygan	Total	4605	182189
2020/10/17 14:15:19	Chippewa	Diagnostic	6234	166912
2020/10/17 14:15:19	Chippewa	Serology	137	3668
2020/10/17 14:15:19	Chippewa	Total	6371	170580
2020/10/17 14:15:19	Clare	Diagnostic	5866	189532
2020/10/17 14:15:19	Clare	Serology	391	12633
2020/10/17 14:15:19	Clare	Total	6257	202165
2020/10/17 14:15:19	Clinton	Diagnostic	21416	269062
2020/10/17 14:15:19	Clinton	Serology	2657	33381
2020/10/17 14:15:19	Clinton	Total	24073	302444
2020/10/17 14:15:19	Correctional	Serology	11530	
2020/10/17 14:15:19	Correctional	Diagnostic	144987	
2020/10/17 14:15:19	Correctional	Total	156517	
2020/10/17 14:15:19	Crawford	Diagnostic	3572	254615
2020/10/17 14:15:19	Crawford	Serology	105	7484
2020/10/17 14:15:19	Crawford	Total	3677	262100
2020/10/17 14:15:19	Delta	Diagnostic	15721	439330
2020/10/17 14:15:19	Delta	Serology	277	7741
2020/10/17 14:15:19	Delta	Total	15998	447071
2020/10/17 14:15:19	Detroit City	Diagnostic	316978	487806
2020/10/17 14:15:19	Detroit City	Serology	15761	24255
2020/10/17 14:15:19	Detroit City	Total	332739	512061
2020/10/17 14:15:19	Dickinson	Diagnostic	5173	204961
2020/10/17 14:15:19	Dickinson	Serology	72	2853
2020/10/17 14:15:19	Dickinson	Total	5245	207813
2020/10/17 14:15:19	Eaton	Serology	4063	36847
2020/10/17 14:15:19	Eaton	Diagnostic	45742	414826
2020/10/17 14:15:19	Eaton	Total	49805	451672
2020/10/17 14:15:19	Emmet	Serology	895	26784
2020/10/17 14:15:19	Emmet	Diagnostic	10771	322340
2020/10/17 14:15:19	Emmet	Total	11666	349125
2020/10/17 14:15:19	Genesee	Diagnostic	122467	301782
2020/10/17 14:15:19	Genesee	Serology	11789	29050
2020/10/17 14:15:19	Genesee	Total	134256	330832
2020/10/17 14:15:19	Gladwin	Diagnostic	6334	248890
2020/10/17 14:15:19	Gladwin	Serology	329	12928
2020/10/17 14:15:19	Gladwin	Total	6663	261818
2020/10/17 14:15:19	Gogebic	Diagnostic	9374	670769
2020/10/17 14:15:19	Gogebic	Serology	112	8014
2020/10/17 14:15:19	Gogebic	Total	9486	678784
2020/10/17 14:15:19	Grand Traverse	Serology	1750	18799
2020/10/17 14:15:19	Grand Traverse	Diagnostic	28312	304142
2020/10/17 14:15:19	Grand Traverse	Total	30062	322942
2020/10/17 14:15:19	Gratiot	Diagnostic	20527	504213
2020/10/17 14:15:19	Gratiot	Serology	466	11447
2020/10/17 14:15:19	Gratiot	Total	20993	515659
2020/10/17 14:15:19	Hillsdale	Diagnostic	14571	319504
2020/10/17 14:15:19	Hillsdale	Serology	356	7806
2020/10/17 14:15:19	Hillsdale	Total	14927	327311
2020/10/17 14:15:19	Houghton	Diagnostic	14527	407101

2020/10/17 14:15:19	Houghton	Serology	152	4260
2020/10/17 14:15:19	Houghton	Total	14679	411361
2020/10/17 14:15:19	Huron	Diagnostic	11294	364546
2020/10/17 14:15:19	Huron	Serology	303	9780
2020/10/17 14:15:19	Huron	Total	11597	374326
2020/10/17 14:15:19	Ingham	Diagnostic	128810	440518
2020/10/17 14:15:19	Ingham	Serology	13923	47615
2020/10/17 14:15:19	Ingham	Total	142733	488133
2020/10/17 14:15:19	Ionia	Serology	1178	18208
2020/10/17 14:15:19	Ionia	Diagnostic	26156	404285
2020/10/17 14:15:19	Ionia	Total	27334	422493
2020/10/17 14:15:19	Iosco	Serology	225	8955
2020/10/17 14:15:19	Iosco	Diagnostic	8785	349624
2020/10/17 14:15:19	Iosco	Total	9010	358578
2020/10/17 14:15:19	Iron	Diagnostic	9454	854329
2020/10/17 14:15:19	Iron	Serology	36	3253
2020/10/17 14:15:19	Iron	Total	9490	857582
2020/10/17 14:15:19	Isabella	Serology	608	8702
2020/10/17 14:15:19	Isabella	Diagnostic	16110	230564
2020/10/17 14:15:19	Isabella	Total	16718	239266
2020/10/17 14:15:19	Jackson	Diagnostic	79571	501994
2020/10/17 14:15:19	Jackson	Serology	1656	10447
2020/10/17 14:15:19	Jackson	Total	81227	512441
2020/10/17 14:15:19	Kalamazoo	Serology	3430	12940
2020/10/17 14:15:19	Kalamazoo	Diagnostic	104880	395675
2020/10/17 14:15:19	Kalamazoo	Total	108310	408615
2020/10/17 14:15:19	Kalkaska	Diagnostic	7326	406143
2020/10/17 14:15:19	Kalkaska	Serology	179	9923
2020/10/17 14:15:19	Kalkaska	Total	7505	416066
2020/10/17 14:15:19	Kent	Serology	19118	29101
2020/10/17 14:15:19	Kent	Diagnostic	309780	471539
2020/10/17 14:15:19	Kent	Total	328898	500640
2020/10/17 14:15:19	Keweenaw	Diagnostic	749	353970
2020/10/17 14:15:19	Keweenaw	Serology	18	8507
2020/10/17 14:15:19	Keweenaw	Total	767	362476
2020/10/17 14:15:19	Lake	Diagnostic	4110	346748
2020/10/17 14:15:19	Lake	Serology	123	10377
2020/10/17 14:15:19	Lake	Total	4233	357125
2020/10/17 14:15:19	Lapeer	Serology	1737	19827
2020/10/17 14:15:19	Lapeer	Diagnostic	22311	254671
2020/10/17 14:15:19	Lapeer	Total	24048	274499
2020/10/17 14:15:19	Leelanau	Diagnostic	4872	223887
2020/10/17 14:15:19	Leelanau	Serology	296	13602
2020/10/17 14:15:19	Leelanau	Total	5168	237489
2020/10/17 14:15:19	Lenawee	Serology	949	9639
2020/10/17 14:15:19	Lenawee	Diagnostic	32069	325736
2020/10/17 14:15:19	Lenawee	Total	33018	335375
2020/10/17 14:15:19	Livingston	Serology	4834	25178
2020/10/17 14:15:19	Livingston	Diagnostic	67395	351025
2020/10/17 14:15:19	Livingston	Total	72229	376203

2020/10/17 14:15:19	Luce	Diagnostic	2065	331514
2020/10/17 14:15:19	Luce	Serology	35	5619
2020/10/17 14:15:19	Luce	Total	2100	337133
2020/10/17 14:15:19	Mackinac	Serology	60	5556
2020/10/17 14:15:19	Mackinac	Diagnostic	2922	270581
2020/10/17 14:15:19	Mackinac	Total	2982	276137
2020/10/17 14:15:19	Macomb	Diagnostic	281423	322005
2020/10/17 14:15:19	Macomb	Serology	30862	35312
2020/10/17 14:15:19	Macomb	Total	312285	357317
2020/10/17 14:15:19	Manistee	Diagnostic	6225	253482
2020/10/17 14:15:19	Manistee	Serology	348	14171
2020/10/17 14:15:19	Manistee	Total	6573	267652
2020/10/17 14:15:19	Marquette	Serology	959	14378
2020/10/17 14:15:19	Marquette	Diagnostic	41588	623518
2020/10/17 14:15:19	Marquette	Total	42547	637896
2020/10/17 14:15:19	Mason	Serology	492	16882
2020/10/17 14:15:19	Mason	Diagnostic	12090	414837
2020/10/17 14:15:19	Mason	Total	12582	431718
2020/10/17 14:15:19	Mecosta	Serology	497	11438
2020/10/17 14:15:19	Mecosta	Diagnostic	15474	356109
2020/10/17 14:15:19	Mecosta	Total	15971	367547
2020/10/17 14:15:19	Menominee	Diagnostic	7117	312423
2020/10/17 14:15:19	Menominee	Serology	45	1975
2020/10/17 14:15:19	Menominee	Total	7162	314399
2020/10/17 14:15:19	Midland	Serology	2302	27683
2020/10/17 14:15:19	Midland	Diagnostic	16674	200515
2020/10/17 14:15:19	Midland	Total	18976	228198
2020/10/17 14:15:19	Missaukee	Serology	146	9657
2020/10/17 14:15:19	Missaukee	Diagnostic	3652	241566
2020/10/17 14:15:19	Missaukee	Total	3798	251224
2020/10/17 14:15:19	Monroe	Diagnostic	45596	302963
2020/10/17 14:15:19	Monroe	Serology	2654	17635
2020/10/17 14:15:19	Monroe	Total	48250	320598
2020/10/17 14:15:19	Montcalm	Serology	1125	17609
2020/10/17 14:15:19	Montcalm	Diagnostic	26920	421362
2020/10/17 14:15:19	Montcalm	Total	28045	438971
2020/10/17 14:15:19	Montmorency	Serology	150	16081
2020/10/17 14:15:19	Montmorency	Diagnostic	1748	187393
2020/10/17 14:15:19	Montmorency	Total	1898	203473
2020/10/17 14:15:19	Muskegon	Serology	1556	8965
2020/10/17 14:15:19	Muskegon	Diagnostic	76698	441895
2020/10/17 14:15:19	Muskegon	Total	78254	450860
2020/10/17 14:15:19	Newaygo	Diagnostic	17245	352082
2020/10/17 14:15:19	Newaygo	Serology	786	16047
2020/10/17 14:15:19	Newaygo	Total	18031	368130
2020/10/17 14:15:19	Oakland	Serology	68002	54074
2020/10/17 14:15:19	Oakland	Diagnostic	457399	363712
2020/10/17 14:15:19	Oakland	Total	525401	417786
2020/10/17 14:15:19	Oceana	Serology	407	15378
2020/10/17 14:15:19	Oceana	Diagnostic	15153	572524

2020/10/17 14:15:19	Oceana	Total	15560	587902
2020/10/17 14:15:19	Ogemaw	Diagnostic	5501	261990
2020/10/17 14:15:19	Ogemaw	Serology	198	9430
2020/10/17 14:15:19	Ogemaw	Total	5699	271420
2020/10/17 14:15:19	Ontonagon	Diagnostic	3486	609441
2020/10/17 14:15:19	Ontonagon	Serology	31	5420
2020/10/17 14:15:19	Ontonagon	Total	3517	614860
2020/10/17 14:15:19	Osceola	Diagnostic	9451	402856
2020/10/17 14:15:19	Osceola	Serology	360	15345
2020/10/17 14:15:19	Osceola	Total	9811	418201
2020/10/17 14:15:19	Oscoda	Diagnostic	1796	217935
2020/10/17 14:15:19	Oscoda	Serology	88	10678
2020/10/17 14:15:19	Oscoda	Total	1884	228613
2020/10/17 14:15:19	Otsego	Serology	329	13337
2020/10/17 14:15:19	Otsego	Diagnostic	5097	206624
2020/10/17 14:15:19	Otsego	Total	5426	219961
2020/10/17 14:15:19	Ottawa	Serology	5724	19614
2020/10/17 14:15:19	Ottawa	Diagnostic	128586	440620
2020/10/17 14:15:19	Ottawa	Total	134310	460234
2020/10/17 14:15:19	Presque Isle	Diagnostic	2282	181226
2020/10/17 14:15:19	Presque Isle	Serology	151	11992
2020/10/17 14:15:19	Presque Isle	Total	2433	193218
2020/10/17 14:15:19	Roscommon	Diagnostic	7158	298014
2020/10/17 14:15:19	Roscommon	Serology	323	13448
2020/10/17 14:15:19	Roscommon	Total	7481	311462
2020/10/17 14:15:19	Saginaw	Diagnostic	92172	483743
2020/10/17 14:15:19	Saginaw	Serology	2868	15052
2020/10/17 14:15:19	Saginaw	Total	95040	498796
2020/10/17 14:15:19	Sanilac	Diagnostic	14949	363104
2020/10/17 14:15:19	Sanilac	Serology	513	12461
2020/10/17 14:15:19	Sanilac	Total	15462	375565
2020/10/17 14:15:19	Schoolcraft	Diagnostic	2160	266864
2020/10/17 14:15:19	Schoolcraft	Serology	46	5683
2020/10/17 14:15:19	Schoolcraft	Total	2206	272548
2020/10/17 14:15:19	Shiawassee	Serology	1604	23546
2020/10/17 14:15:19	Shiawassee	Diagnostic	24584	360882
2020/10/17 14:15:19	Shiawassee	Total	26188	384428
2020/10/17 14:15:19	St Clair	Diagnostic	41511	260865
2020/10/17 14:15:19	St Clair	Serology	4368	27450
2020/10/17 14:15:19	St Clair	Total	45879	288315
2020/10/17 14:15:19	St Joseph	Diagnostic	21579	353963
2020/10/17 14:15:19	St Joseph	Serology	703	11531
2020/10/17 14:15:19	St Joseph	Total	22282	365494
2020/10/17 14:15:19	Tuscola	Diagnostic	24412	467260
2020/10/17 14:15:19	Tuscola	Serology	792	15159
2020/10/17 14:15:19	Tuscola	Total	25204	482419
2020/10/17 14:15:19	Unknown	Diagnostic	241304	
2020/10/17 14:15:19	Unknown	Serology	19663	
2020/10/17 14:15:19	Unknown	Total	260967	
2020/10/17 14:15:19	Van Buren	Diagnostic	35176	464818

2020/10/17 14:15:19	Van Buren	Serology	722	9541
2020/10/17 14:15:19	Van Buren	Total	35898	474358
2020/10/17 14:15:19	Washtenaw	Diagnostic	176379	479811
2020/10/17 14:15:19	Washtenaw	Serology	10981	29872
2020/10/17 14:15:19	Washtenaw	Total	187360	509683
2020/10/17 14:15:19	Wayne	Serology	44950	40723
2020/10/17 14:15:19	Wayne	Diagnostic	481052	435810
2020/10/17 14:15:19	Wayne	Total	526002	476532
2020/10/17 14:15:19	Wexford	Diagnostic	10191	303024
2020/10/17 14:15:19	Wexford	Serology	358	10645
2020/10/17 14:15:19	Wexford	Total	10549	313669

# PUBLIC USE DATASETS

## Diagnostic Tests by Result and County

### README

Data include diagnostic tests for COVID-19 by date and county.

Diagnostic tests are used to find current infection and look for genes or proteins from the severe acute respiratory syndrome coronavirus 2 (SARS-CoV-2), the virus that causes COVID-19. These tests, which are performed as nasal swabs, include: Nucleic acid amplification test/real-time polymerase chain reaction (NAAT/RT-PCR) test and rapid virus antigen detection point of care (POC) tests.

Correctional includes state and federal prisons and county and city detention facilities. Testing data represents total tests performed, not individuals tested. A single individual may have more than one test completed.

The total number of positive tests may exceed the number of confirmed cases due to 1) a single individual may have more than one test performed; 2) MDHHS may receive data on positive tests in advance of a local health department classifying an individual as a confirmed or probable case, and 3) although efforts have been made to deduplicate testing data, some duplication may occur.

**DIAGNOSTIC TESTS BY RESULT AND COUNTY 2020-10-17**

MessageDate	COUNTY	Negative	Positive	Total
10/16/2020	Alcona	20	0	20
10/16/2020	Alger	52	4	56
10/16/2020	Allegan	349	20	369
10/16/2020	Alpena	28	0	28
10/16/2020	Antrim	50	1	51
10/16/2020	Arenac	62	1	63
10/16/2020	Baraga	17	0	17
10/16/2020	Barry	165	9	174
10/16/2020	Bay	237	21	258
10/16/2020	Benzie	57	2	59
10/16/2020	Berrien	570	51	621
10/16/2020	Branch	192	14	206
10/16/2020	Calhoun	1180	98	1278
10/16/2020	Cass	137	21	158
10/16/2020	Charlevoix	114	1	115
10/16/2020	Cheboygan	32	4	36
10/16/2020	Chippewa	29	3	32
10/16/2020	Clare	31	2	33
10/16/2020	Clinton	182	3	185
10/16/2020	Correctional	2793	119	2912
10/16/2020	Crawford	43	1	44
10/16/2020	Delta	126	14	140
10/16/2020	Detroit City	2636	66	2702
10/16/2020	Dickinson	59	5	64
10/16/2020	Eaton	262	24	286
10/16/2020	Emmet	130	0	130
10/16/2020	Genesee	1413	109	1522
10/16/2020	Gladwin	29	0	29
10/16/2020	Gogebic	47	7	54
10/16/2020	Grand Traverse	209	14	223
10/16/2020	Gratiot	195	3	198
10/16/2020	Hillsdale	132	5	137
10/16/2020	Houghton	73	3	76
10/16/2020	Huron	75	4	79
10/16/2020	Ingham	957	27	984
10/16/2020	Ionia	310	12	322
10/16/2020	Iosco	65	1	66
10/16/2020	Iron	247	7	254
10/16/2020	Isabella	122	11	133
10/16/2020	Jackson	763	53	816
10/16/2020	Kalamazoo	1022	69	1091
10/16/2020	Kalkaska	107	6	113
10/16/2020	Kent	2591	168	2759
10/16/2020	Keweenaw	8	1	9
10/16/2020	Lake	32	2	34
10/16/2020	Lapeer	247	18	265
10/16/2020	Leelanau	47	2	49



10/16/2020	Lenawee	208	11	219
10/16/2020	Livingston	365	27	392
10/16/2020	Luce	43	2	45
10/16/2020	Mackinac	31	4	35
10/16/2020	Macomb	2930	220	3150
10/16/2020	Manistee	195	2	197
10/16/2020	Marquette	766	81	847
10/16/2020	Mason	77	7	84
10/16/2020	Mecosta	79	14	93
10/16/2020	Menominee	67	2	69
10/16/2020	Midland	111	7	118
10/16/2020	Missaukee	31	2	33
10/16/2020	Monroe	318	17	335
10/16/2020	Montcalm	237	15	252
10/16/2020	Montmorency	20	0	20
10/16/2020	Muskegon	872	39	911
10/16/2020	Newaygo	124	6	130
10/16/2020	Oakland	4612	190	4802
10/16/2020	Oceana	176	15	191
10/16/2020	Ogemaw	116	0	116
10/16/2020	Ontonagon	20	4	24
10/16/2020	Osceola	58	2	60
10/16/2020	Oscoda	16	0	16
10/16/2020	Otsego	74	2	76
10/16/2020	Ottawa	958	65	1023
10/16/2020	Presque Isle	10	0	10
10/16/2020	Roscommon	55	4	59
10/16/2020	Saginaw	645	39	684
10/16/2020	Sanilac	209	1	210
10/16/2020	Schoolcraft	13	2	15
10/16/2020	Shiawassee	232	6	238
10/16/2020	St Clair	645	24	669
10/16/2020	St Joseph	105	10	115
10/16/2020	Tuscola	258	13	271
10/16/2020	Unknown	1740	70	1810
10/16/2020	Van Buren	279	16	295
10/16/2020	Washtenaw	1469	52	1521
10/16/2020	Wayne	3937	165	4102
10/16/2020	Wexford	96	2	98