



Western Michigan University
ScholarWorks at WMU

Cumulative Michigan COVID-19 Data

Michigan COVID-19 State Data

10-22-2020

2020-10-22_MichiganOverview_COVIDstats

Michigan Department of Health & Human Services

Follow this and additional works at: <https://scholarworks.wmich.edu/michigan-covid-data-state-cumulative>



Part of the Public Health Commons

WMU ScholarWorks Citation

Michigan Department of Health & Human Services, "2020-10-22_MichiganOverview_COVIDstats" (2020).
Cumulative Michigan COVID-19 Data. 210.

<https://scholarworks.wmich.edu/michigan-covid-data-state-cumulative/210>

This Website is brought to you for free and open access
by the Michigan COVID-19 State Data at ScholarWorks at
WMU. It has been accepted for inclusion in Cumulative
Michigan COVID-19 Data by an authorized administrator
of ScholarWorks at WMU. For more information, please
contact wmu-scholarworks@wmich.edu.



Coronavirus



CORONAVIRUS / MICHIGAN DATA

Michigan Data

DATA ABOUT
PLACES

LONG TERM CARE FACILITIES

CORONAVIRUS
SYMPTOMS

CUMULATIVE
RECOVERED

OUTBREAK
REPORTING



SCHOOL-RELATED
OUTBREAK REPORTING



***Note on deaths (10/22/20):** Regular reviews of death certificate data maintained in Vital Records reporting systems are conducted by MDHHS staff three times per week. As a part of this process, records that identify COVID-19 infection as a contributing factor to death are compared against all laboratory confirmed cases of COVID-19 in the Michigan Disease Surveillance System (MDSS). If a death certificate is matched to a confirmed COVID-19 case and that record in the MDSS does not indicate the individual died, the MDSS record is updated to indicate the death and the appropriate local health department is notified. These matched deaths are then included with mortality information posted to the Michigan Coronavirus website. As a result of the most recent assessment, today's data includes 31 additional deaths identified by this methodology

The State of Michigan is working around the clock to test and treat COVID-19 patients. Below is the most recent data healthcare experts across the state have compiled. It is updated Monday - Saturday.

CURRENT STATUS

DAILY CASES

CUMULATIVE TRENDS

DEMOGRAPHICS

TOTAL TESTING

DIAGNOSTIC TESTING

LEARN MORE

View Cases

View Deaths

View Table

Select Preparedness Region:

All

Select County:

All

COVID-19 Cases by County

Confirmed cases include individuals with a positive diagnostic test for COVID-19. Probable cases include individuals with COVID-19 symptoms and an epidemiologic link to confirmed COVID-19, but no diagnostic test.

Cases by County

10-59

60-335

336-2492

2493-23826

23827+

Michigan

Thursday, October 22, 2020

Michigan (Statewide) Case Fatality Rate

4.7%

Current Totals

Case Status	Cases	Deaths
Confirmed	152,862	7,129
Probable	17,214	335
Total	170,076	7,464

Laboratory Testing

Test Type	Tests Performed
Diagnostic	4,506,888
Serology	317,645
Total	4,824,533

This report is provisional and subject to change. City of Detroit and Wayne County are reported separately. MDHHS began tracking probable cases April 5, 2020. FCI indicates federal correctional institute. MDOC indicates Michigan Department of Corrections. Diagnostic tests, including nucleic acid amplification/real-time polymerase chain reaction (NAAT/RT-PCR) and rapid virus antigen detection point of care (POC) tests, look for current infection. Serology (antibody) tests are used to look for the possibility of previous infection.

Source: Michigan Disease Surveillance System (MDSS) and Vital Records.

Microsoft Power BI

< 1 of 7 >

/

Cases by Hispanic/Latino Ethnicity

Hispanic/Latino Ethnicity	Percentage of Overall Cases by Ethnicity	Percentage of Deceased Cases by Ethnicity
Hispanic/Latino	8%	2%
Non-Hispanic Latino	72%	86%
Unknown	21%	12%

Totals may not add to 100% due to rounding

Cases by Arab Ethnicity

Arab Ethnicity	Percentage of Overall Cases by Ethnicity	Percentage of Deceased Cases by Ethnicity
Arab	4%	2%
Non-Arab	57%	48%
Unknown	38%	50%

Totals may not add to 100% due to rounding

PUBLIC USE DATASETS 10/22/2020

(Downloadable .xlsx files)

Cases and Deaths by County

Cases and Deaths by County by Date

Cases by Demographics Statewide

COVID-19 Tests by County

Diagnostic Tests by Result and County

Cumulative Total of Recovered COVID-19 Cases

Cumulative Total of Recovered COVID-19 Cases (as of 10/17/2020): 109,539

Note on recovery: During this response, MDHHS is reviewing vital records statistics to identify any laboratory confirmed COVID-19 cases who are 30 days out from their onset of illness to represent recovery status. As the pandemic continues to impact Michigan, this pool will expand to include more cases. Recovered is defined as the number of persons with a confirmed COVID-19 diagnosis who are alive 30 days post-onset (or referral date if onset is not available). The number of persons recovered on October 16, 2020 represents COVID-19 confirmed individuals with an onset date on or prior to September 16, 2020. If an individual dies from a COVID-related cause >30 days from onset/referral, they are removed from the number of persons recovered. These numbers will be updated every Saturday.

Source: Michigan Disease Surveillance System and Vital Records

View Cases

View Deaths

View Table

Select Preparedness Region:

All

Select County:

All

This report is provisional and subject to change. City of Detroit and Wayne County are reported separately. MDHHS began tracking probable cases April 5, 2020. FCI indicates federal correctional institute. MDOC indicates Michigan Department of Corrections. Diagnostic tests, including nucleic acid amplification/real-time polymerase chain reaction (NAAT/RT-PCR) and rapid virus antigen detection point of care (POC) tests, look for current infection. Serology (antibody) tests are used to look for the possibility of previous infection.

Source: Michigan Disease Surveillance System (MDSS) and Vital Records.

COVID-19 Cases by County

Confirmed cases include individuals with a positive diagnostic test for COVID-19. Probable cases include individuals with COVID-19 symptoms and an epidemiologic link to confirmed COVID-19, but no diagnostic test.

Cases by County

10-59

60-335

336-2492

2493-23826

23827+

Michigan

Thursday, October 22, 2020

Michigan (Statewide) Case Fatality Rate

4.7%

Current Totals

Case Status	Cases	Deaths
Confirmed	152,862	7,129
Probable	17,214	335
Total	170,076	7,464

Laboratory Testing

Test Type	Tests Performed
Diagnostic	4,506,888
Serology	317,645
Total	4,824,533

View Cases

View Deaths

View Table

Select Preparedness Region:

All

Select County:

All

This report is provisional and subject to change. City of Detroit and Wayne County are reported separately. MDHHS began tracking probable cases April 5, 2020. FCI indicates federal correctional institute. MDOC indicates Michigan Department of Corrections. Diagnostic tests, including nucleic acid amplification/real-time polymerase chain reaction (NAAT/RT-PCR) and rapid virus antigen detection point of care (POC) tests, look for current infection. Serology (antibody) tests are used to look for the possibility of previous infection.

Source: Michigan Disease Surveillance System (MDSS) and Vital Records.

COVID-19 Deaths by County

Confirmed deaths include individuals who had a confirmed COVID-19 infection and are classified as deceased by the case investigation, have COVID-19 indicated as a cause of death on their death certificate, or who die within 30 days of infection and their manner of death is listed as natural. Probable deaths include individuals who have COVID indicated on their death certificate, but have not had a positive diagnostic test.

Deaths by County

0

1-4

5-23

24-181

182-1664

1665+

Michigan

Thursday, October 22, 2020

Michigan (Statewide) Case Fatality Rate

4.7%

Current Totals

Case Status	Cases	Deaths
Confirmed	152,862	7,129
Probable	17,214	335
Total	170,076	7,464

Laboratory Testing

Test Type	Tests Performed
Diagnostic	4,506,888
Serology	317,645
Total	4,824,533

Confirmed Cases

Deaths

View Table

Select Preparedness Region:

All

Select County:

All

Cases are shown by onset date or by lab specimen collection date if onset date was unavailable. Deaths are shown by date of death or date or last status update if date of death was unavailable. Tracking of probable cases and deaths did not begin until April 5, 2020, therefore only probable cases referred for investigation on or after April 5, 2020 are displayed (onset may have been prior).

Notes: FCI indicates federal correctional institute. MDOC indicates Michigan Department of Corrections.

Daily Cases by Status

The number of daily confirmed cases represent the total number of people who had a positive diagnostic test for COVID-19 by the date of the onset of their symptoms.

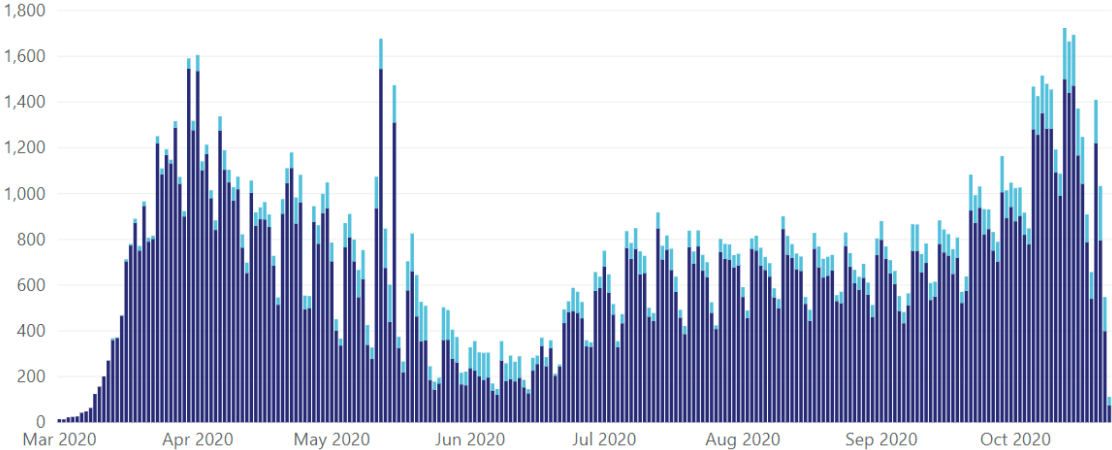
Filter by Date:

3/1/2020

10/22/2020

Cases by Date of Onset

Case Status Confirmed Probable



Confirmed Cases

Deaths

View Table

Select Preparedness Region:

All

Select County:

All

Cases are shown by onset date or by lab specimen collection date if onset date was unavailable. Deaths are shown by date of death or date or last status update if date of death was unavailable. Tracking of probable cases and deaths did not begin until April 5, 2020, therefore only probable cases referred for investigation on or after April 5, 2020 are displayed (onset may have been prior).

Notes: FCI indicates federal correctional institute. MDOC indicates Michigan Department of Corrections.

Daily Deaths by Status

Confirmed deaths include individuals who had a confirmed COVID-19 infection and are classified as deceased by the case investigation, have COVID-19 indicated as a cause of death on their death certificate, or who die within 30 days of infection and their manner of death is listed as natural. Data are shown by the date of death.

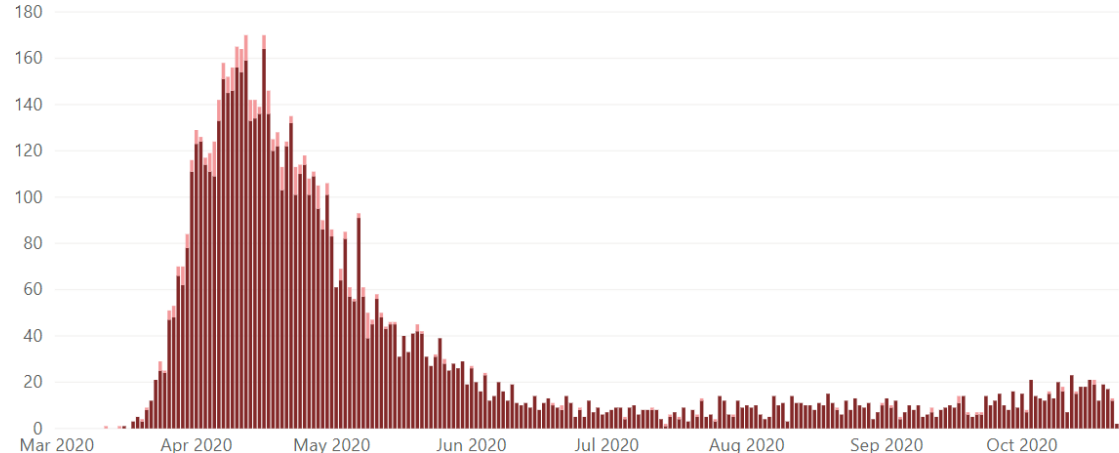
Filter by Date:

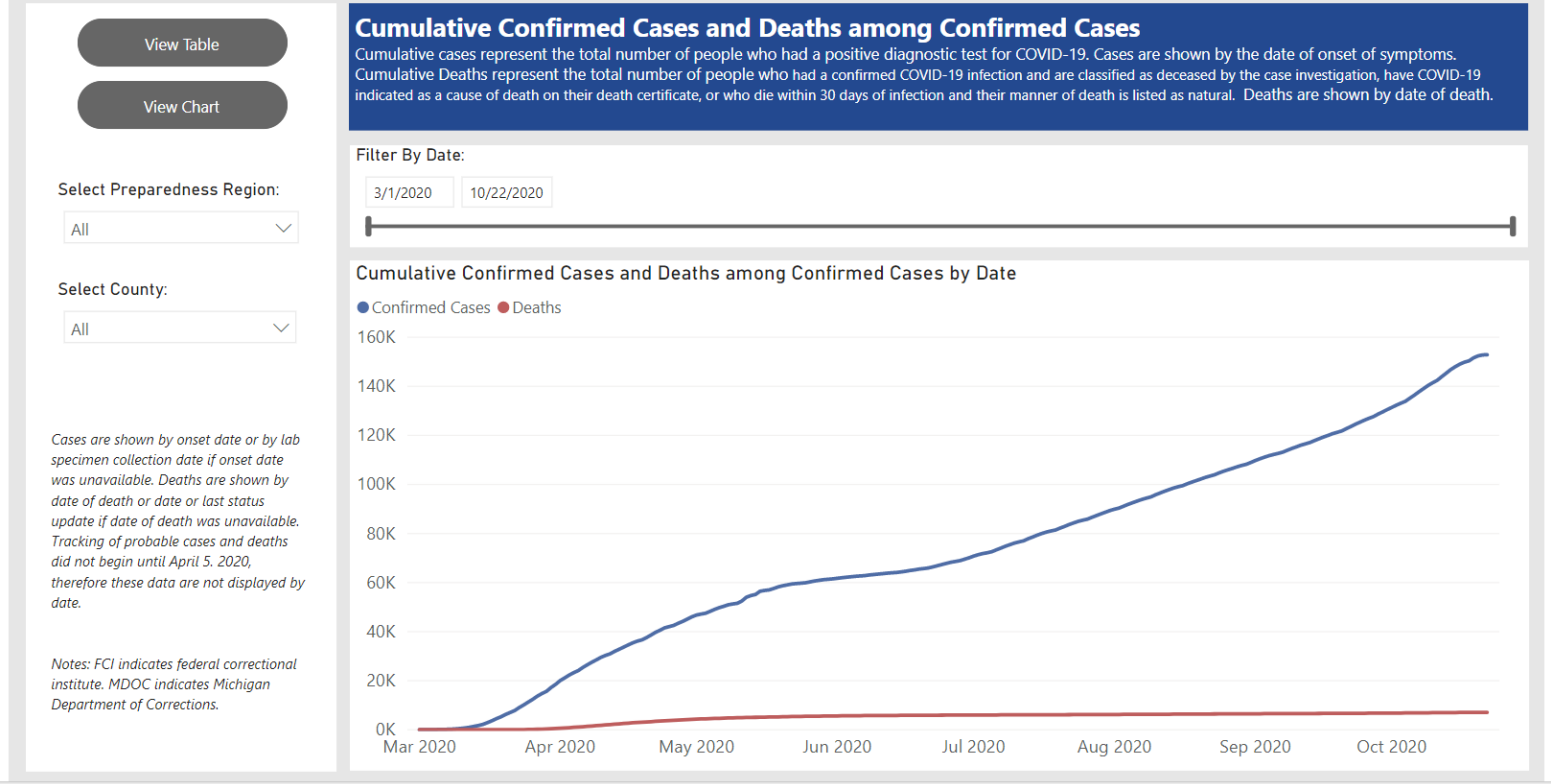
3/1/2020

10/22/2020

Deaths by Date of Death

Case Status Confirmed Probable





Cases by Demographic Characteristics

Data are suppressed when the number of cases is five or below to protect the confidentiality of individuals. The sum of the cases for individual categories may be fewer than the total number of cases due to data suppression. Rates are not calculated for multiple races, other, and unknown race categories due to the unavailability of an appropriate denominator.

Cases

Deaths

Select case status:

Confirmed

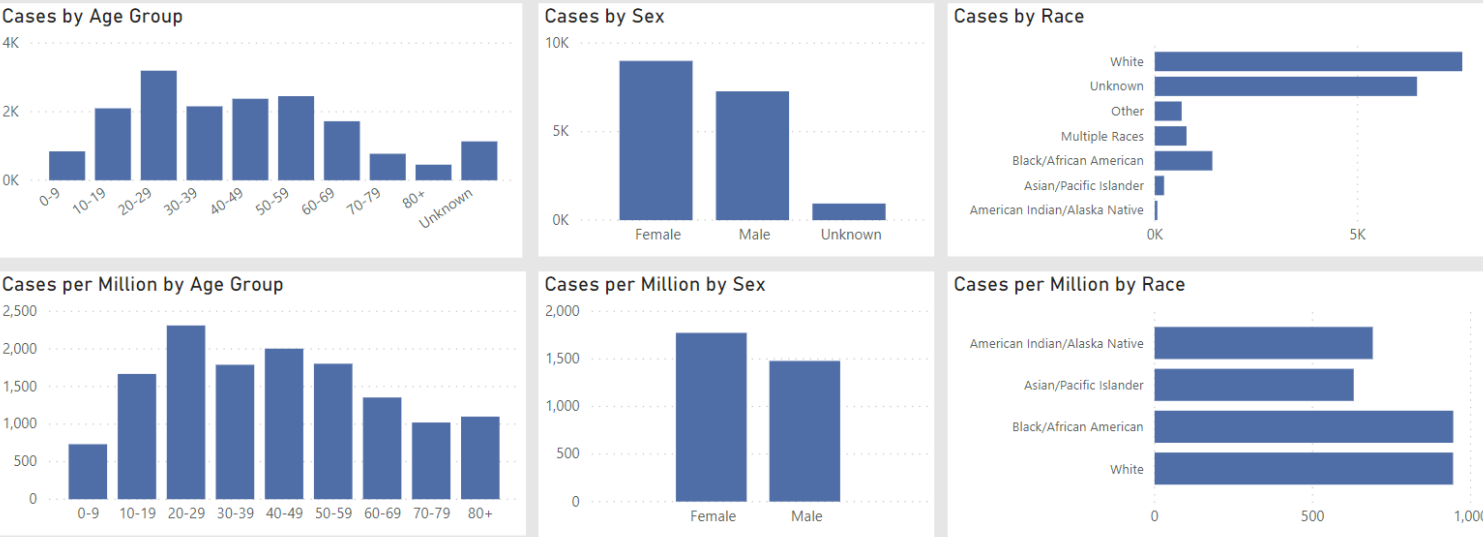
Probable

Select Preparedness Region:

All

Select county:

All



Deaths by Demographic Characteristics

Data are suppressed when the number of deaths is five or below to protect the confidentiality of individuals. The sum of the deaths for individual categories may be fewer than the total number of deaths due to data suppression. Rates are not calculated for multiple races, other, and unknown race categories due to the unavailability of an appropriate denominator.

Cases

Deaths

Select case status:

Confirmed

Probable

Select Preparedness Region:

All

Select county:

All



Deaths by Demographic Characteristics

Data are suppressed when the number of deaths is five or below to protect the confidentiality of individuals. The sum of the deaths for individual categories may be fewer than the total number of deaths due to data suppression. Rates are not calculated for multiple races, other, and unknown race categories due to the unavailability of an appropriate denominator.

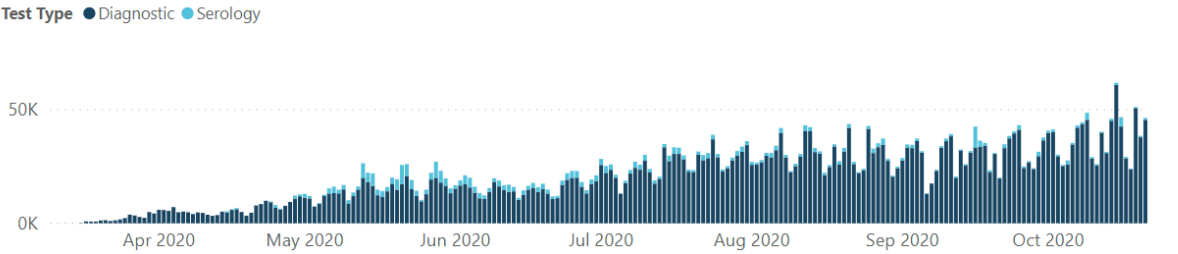


Total Covid-19 Laboratory Tests

Total testing includes both diagnostic tests which are used to determine if an individual currently has COVID-19 and serology testing which is used to determine if a person has antibodies to Covid-19.



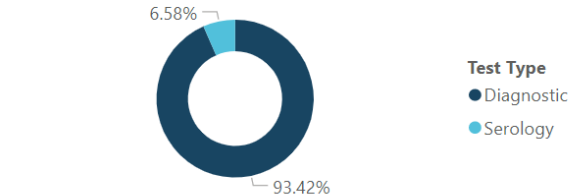
Total Laboratory Tests by Type and Date



Total Tests Completed to Date

Test Type	Count	Tests per Million Residents
Diagnostic	4,506,888	451,089
Serology	317,645	31,793
Total	4,824,533	482,882

Percent of Tests Completed by Type



Diagnostic tests are used to find current infection and look for genes or proteins from the severe acute respiratory syndrome coronavirus 2 (SARS-CoV-2), the virus that causes COVID-19. These tests, which are performed as nasal swabs, include: Nucleic acid amplification test/real-time polymerase chain reaction (NAAT/RT-PCR) test and rapid virus antigen detection point of care (POC) tests.

Serology tests are used to look for the possibility of previous infection. Serology tests look for antibodies to SARS-CoV-2 in the blood. There are currently two types of serology tests: the enzyme-linked immunosorbent assay (ELISA) test and the rapid antibody detection POC test. Serology tests do not diagnose disease and do not guarantee immunity, but might provide information about previous infection.

Diagnostic Covid-19 Laboratory Tests

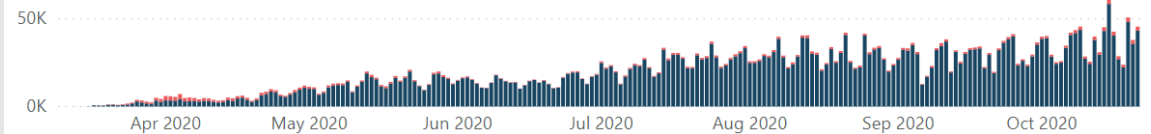
Diagnostic tests are used to determine if an individual is currently infected with Covid-19.

Filter by Date

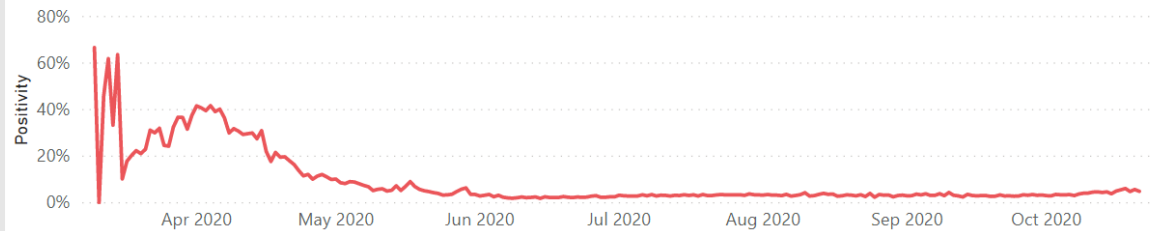
3/10/2020 10/21/2020

Total Laboratory Tests by Type and Date

Test Type ● Negative ● Positive



Percent of Diagnostic Tests That Were Positive



Diagnostic tests are used to find current infection and look for genes or proteins from the severe acute respiratory syndrome coronavirus 2 (SARS-CoV-2), the virus that causes COVID-19. These tests, which are performed as nasal swabs, include: Nucleic acid amplification test/real-time polymerase chain reaction (NAAT/RT-PCR) test and rapid virus antigen detection point of care (POC) tests. Diagnostic tests do not include serology tests which look for antibodies to SARS-CoV-2 in the blood.

Where does the data come from?

The State of Michigan COVID-19 Dashboard displays the most recent provisional data reported to the Michigan Department of Health and Humans Services (MDHHS) about cases in Michigan by selected demographics and county of residence (City of Detroit and Wayne County are reported separately). Data are reported to MDHHS via the [Michigan Disease Surveillance System \(MDSS\)](#). Provisional Death data are provided by the MDHHS Division for [Vital Records & Health Statistics](#).

How does MDHHS classify confirmed and probable cases?

Confirmed cases only include individuals who have had a positive diagnostic laboratory test for COVID-19. Probable cases include individuals who have symptoms consistent with COVID-19 and an epidemiologic link to a confirmed case or a positive serology (antibody) test, but do not have a positive diagnostic laboratory test for COVID-19 and individuals with a positive serology (antibody) test for COVID-19 and an epidemiologic link to a confirmed case.

How does MDHHS classify confirmed and probable deaths?

Confirmed deaths include individuals who meet one or more of the following conditions: 1) Have been identified as a confirmed case and classified as deceased as a result of a case investigation in the Michigan Disease Surveillance System (MDSS). MDSS is the database used by state and local health department to monitor reportable diseases like COVID-19; 2) have been identified as a confirmed case in MDSS had have a death certificate with COVID-19 listed as a cause of death; 3) have been identified as a confirmed case in MDSS and die within 30 days of onset of COVID-19 infection and have a death certificate which classifies their manner death as 'natural'. Probable deaths include individuals who have COVID indicated as a cause of death on their death certificate but have not had a positive diagnostic laboratory test.

Why do the number of probable cases fluctuate?

The number of probable cases can change daily based on the investigation efforts of the health department. When a probable case is first reported, local and/or state health department staff investigate to determine if the person meets the case definition of probable. As additional information is gathered, the case could be re-classified to confirmed, remain as probable, or be determined as not a case.

Why do data in the demographics tab not sum to the total number of cases for a county or region?

Data are not shown whenever the number of cases for a particular demographic category is fewer than six to protect the confidentiality of individuals. Rates are not calculated for other, multiple, and unknown race because an appropriate population denominator is not available for these categories at the county level.

Where can I get more information about COVID-19?

Visit <https://www.michigan.gov/coronavirus> to find information on resources and assistance, answers to frequently asked questions, and the latest updates on Michigan's response to COVID-19. For COVID-19 updates from CDC visit <https://www.cdc.gov/coronavirus/2019-ncov>.

PUBLIC USE DATASETS

Cases and Deaths by County

README

Includes total cases and deaths to date by case status (confirmed or probable) and county.

County is based on the county of residence.

Confirmed cases only include individuals who have had a positive diagnostic laboratory test for COVID-19.

Probable cases include individuals who have symptoms consistent with COVID-19 and an epidemiologic link to a confirmed case or a positive serology (antibody) test, but do not have a positive diagnostic laboratory test for COVID-19 and individuals with a positive serology (antibody) test for COVID-19 and an epidemiologic link to a confirmed case.

Confirmed deaths include individuals who meet one or more of the following conditions: 1) Have been identified as a confirmed case and classified as deceased as a result of a case investigation in the Michigan Disease Surveillance System (MDSS). MDSS is the database used by state and local health department to monitor reportable diseases like COVID-19; 2) have been identified as a confirmed case in MDSS had have a death certificate with COVID-19 listed as a cause of death; 3) have been identified as a confirmed case in MDSS and die within 30 days of onset of COVID-19 infection and have a death certificate which classifies their manner death as 'natural'.

Probable deaths include individuals who have COVID indicated as a cause of death on their death certificate but have not had a positive diagnostic laboratory test.

The number of probable cases can change daily based on information obtained through the health department investigation. Probable cases can be re-classified as a confirmed case or determined to not be a case.

CASES AND DEATHS 2020-10-22

Updated	COUNTY	ConfirmedCases	ConfirmedDeaths	ProbableCases	ProbableDeaths
2020/10/22 14:48:23	Alcona	44	2	8	0
2020/10/22 14:48:23	Alger	78	1	25	0
2020/10/22 14:48:23	Allegan	1025	7	117	0
2020/10/22 14:48:23	Alpena	134	14	23	0
2020/10/22 14:48:23	Antrim	96	0	11	0
2020/10/22 14:48:23	Arenac	81	3	8	0
2020/10/22 14:48:23	Baraga	65	4	13	0
2020/10/22 14:48:23	Barry	519	6	58	0
2020/10/22 14:48:23	Bay	1177	59	111	0
2020/10/22 14:48:23	Benzie	102	2	9	0
2020/10/22 14:48:23	Berrien	2254	80	235	1
2020/10/22 14:48:23	Branch	725	9	103	1
2020/10/22 14:48:23	Calhoun	2217	61	276	2
2020/10/22 14:48:23	Cass	819	24	76	0
2020/10/22 14:48:23	Charlevoix	125	4	17	0
2020/10/22 14:48:23	Cheboygan	106	2	17	0
2020/10/22 14:48:23	Chippewa	67	0	50	0
2020/10/22 14:48:23	Clare	214	9	21	0
2020/10/22 14:48:23	Clinton	858	14	114	0
2020/10/22 14:48:23	Crawford	134	5	10	0
2020/10/22 14:48:23	Delta	964	20	133	2
2020/10/22 14:48:23	Dickinson	518	14	11	1
2020/10/22 14:48:23	Eaton	932	11	99	0
2020/10/22 14:48:23	Emmet	181	4	14	0
2020/10/22 14:48:23	Genesee	5281	306	995	26
2020/10/22 14:48:23	Gladwin	151	2	25	0
2020/10/22 14:48:23	Gogebic	233	1	103	1
2020/10/22 14:48:23	Grand Traverse	629	13	74	0
2020/10/22 14:48:23	Gratiot	368	16	66	0
2020/10/22 14:48:23	Hillsdale	435	27	47	1
2020/10/22 14:48:23	Houghton	735	8	150	0
2020/10/22 14:48:23	Huron	216	5	44	0
2020/10/22 14:48:23	Ingham	4340	62	90	0
2020/10/22 14:48:23	Ionia	592	7	39	0
2020/10/22 14:48:23	Iosco	227	14	46	1
2020/10/22 14:48:23	Iron	366	20	32	1
2020/10/22 14:48:23	Isabella	847	15	113	0
2020/10/22 14:48:23	Jackson	1598	60	32	2
2020/10/22 14:48:23	Kalamazoo	3625	99	844	3
2020/10/22 14:48:23	Kalkaska	100	4	18	0
2020/10/22 14:48:23	Kent	12249	179	913	3
2020/10/22 14:48:23	Keweenaw	17	0	1	0
2020/10/22 14:48:23	Lake	50	0	5	0
2020/10/22 14:48:23	Lapeer	700	37	147	1
2020/10/22 14:48:23	Leelanau	127	2	11	0
2020/10/22 14:48:23	Lenawee	1008	19	55	0
2020/10/22 14:48:23	Livingston	1623	32	260	1

2020/10/22 14:48:23	Luce	36	0	11	0
2020/10/22 14:48:23	Mackinac	118	0	29	0
2020/10/22 14:48:23	Macomb	16573	1025	984	49
2020/10/22 14:48:23	Manistee	110	3	7	0
2020/10/22 14:48:23	Marquette	766	12	143	0
2020/10/22 14:48:23	Mason	179	1	18	0
2020/10/22 14:48:23	Mecosta	403	4	20	0
2020/10/22 14:48:23	Menominee	576	3	79	0
2020/10/22 14:48:23	Midland	745	14	145	0
2020/10/22 14:48:23	Missaukee	65	1	17	0
2020/10/22 14:48:23	Monroe	1680	30	223	1
2020/10/22 14:48:23	Montcalm	497	9	63	0
2020/10/22 14:48:23	Montmorency	20	0	2	0
2020/10/22 14:48:23	Muskegon	1828	77	69	0
2020/10/22 14:48:23	Newaygo	532	3	20	0
2020/10/22 14:48:23	Oakland	19179	1182	4648	51
2020/10/22 14:48:23	Oceana	551	6	33	0
2020/10/22 14:48:23	Ogemaw	77	5	18	0
2020/10/22 14:48:23	Ontonagon	72	0	6	0
2020/10/22 14:48:23	Osceola	122	0	13	0
2020/10/22 14:48:23	Oscoda	35	1	19	0
2020/10/22 14:48:23	Otsego	197	11	29	1
2020/10/22 14:48:23	Ottawa	4382	67	228	5
2020/10/22 14:48:23	Presque Isle	35	1	8	0
2020/10/22 14:48:23	Roscommon	121	5	30	0
2020/10/22 14:48:23	Saginaw	3343	147	225	5
2020/10/22 14:48:23	Sanilac	168	6	7	1
2020/10/22 14:48:23	Schoolcraft	56	0	4	1
2020/10/22 14:48:23	Shiawassee	625	32	38	1
2020/10/22 14:48:23	St Clair	1163	63	241	1
2020/10/22 14:48:23	St Joseph	959	15	158	0
2020/10/22 14:48:23	Tuscola	533	35	78	0
2020/10/22 14:48:23	Van Buren	900	16	96	2
2020/10/22 14:48:23	Washtenaw	4452	116	576	0
2020/10/22 14:48:23	Wayne	20770	1323	1978	52
2020/10/22 14:48:23	Wexford	141	4	19	0
2020/10/22 14:48:23	MDOC	6323	75	6	0
2020/10/22 14:48:23	FCI	192	5	5	0
2020/10/22 14:48:23	Out-of-State	256	1	20	1
2020/10/22 14:48:23	Unknown	3	0	7	0
2020/10/22 14:48:23	Detroit City	15127	1548	1225	117

PUBLIC USE DATASETS

Cases by Demographics Statewide

README

Includes the total number of confirmed and probable cases and confirmed and probable deaths to date by demographic characteristics

Confirmed cases only include individuals who have had a positive diagnostic laboratory test for COVID-19.

Probable cases include individuals who have symptoms consistent with COVID-19 and an epidemiologic link to a confirmed case or a positive serology (antibody) test, but do not have a positive diagnostic laboratory test for COVID-19 and individuals with a positive serology (antibody) test for COVID-19 and an epidemiologic link to a confirmed case.

Confirmed deaths include individuals who meet one or more of the following conditions: 1) Have been identified as a confirmed case and classified as deceased as a result of a case investigation in the Michigan Disease Surveillance System (MDSS). MDSS is the database used by state and local health department to monitor reportable diseases like COVID-19; 2) have been identified as a confirmed case in MDSS had have a death certificate with COVID-19 listed as a cause of death; 3) have been identified as a confirmed case in MDSS and die within 30 days of onset of COVID-19 infection and have a death certificate which classifies their manner death as 'natural'.

Probable deaths include individuals who have COVID indicated as a cause of death on their death certificate but have not had a positive diagnostic laboratory test.

The number of probable cases can change daily based on information obtained through the health department investigation. Probable cases can be re-classified as a confirmed case or determined to not be a case.

Data is suppressed when the number of cases or deaths in a single category is between one and five to protect the confidentiality of individuals.

CASES BY DEMOGRAPHICS STATEWIDE 2020-10-22

CASE_STATUS	AgeCat	RaceCat	SEX	Cases	Deaths
Confirmed	0-9	American Indian/Alaska Native	Female	13	0
Confirmed	10-19	American Indian/Alaska Native	Female	43	0
Confirmed	20-29	American Indian/Alaska Native	Female	81	0
Confirmed	30-39	American Indian/Alaska Native	Female	65	0
Confirmed	40-49	American Indian/Alaska Native	Female	58	0
Confirmed	50-59	American Indian/Alaska Native	Female	67	0
Confirmed	60-69	American Indian/Alaska Native	Female	37	Suppressed
Confirmed	70-79	American Indian/Alaska Native	Female	21	Suppressed
Confirmed	80+	American Indian/Alaska Native	Female	10	Suppressed
Confirmed	Unknown	American Indian/Alaska Native	Female	0	0
Confirmed	0-9	Asian/Pacific Islander	Female	31	0
Confirmed	10-19	Asian/Pacific Islander	Female	130	0
Confirmed	20-29	Asian/Pacific Islander	Female	297	0
Confirmed	30-39	Asian/Pacific Islander	Female	286	0
Confirmed	40-49	Asian/Pacific Islander	Female	281	Suppressed
Confirmed	50-59	Asian/Pacific Islander	Female	251	Suppressed
Confirmed	60-69	Asian/Pacific Islander	Female	136	Suppressed
Confirmed	70-79	Asian/Pacific Islander	Female	63	11
Confirmed	80+	Asian/Pacific Islander	Female	63	23
Confirmed	Unknown	Asian/Pacific Islander	Female	0	0
Confirmed	0-9	Black/African American	Female	217	Suppressed
Confirmed	10-19	Black/African American	Female	606	Suppressed
Confirmed	20-29	Black/African American	Female	2347	Suppressed
Confirmed	30-39	Black/African American	Female	2281	8
Confirmed	40-49	Black/African American	Female	2352	54
Confirmed	50-59	Black/African American	Female	2278	110
Confirmed	60-69	Black/African American	Female	2054	236
Confirmed	70-79	Black/African American	Female	1381	331
Confirmed	80+	Black/African American	Female	1069	442
Confirmed	Unknown	Black/African American	Female	Suppressed	0
Confirmed	0-9	Multiple Races	Female	106	0
Confirmed	10-19	Multiple Races	Female	509	0
Confirmed	20-29	Multiple Races	Female	1082	0
Confirmed	30-39	Multiple Races	Female	780	Suppressed
Confirmed	40-49	Multiple Races	Female	871	Suppressed
Confirmed	50-59	Multiple Races	Female	942	Suppressed
Confirmed	60-69	Multiple Races	Female	572	Suppressed
Confirmed	70-79	Multiple Races	Female	285	12
Confirmed	80+	Multiple Races	Female	237	23
Confirmed	Unknown	Multiple Races	Female	Suppressed	0
Confirmed	0-9	Other	Female	195	0
Confirmed	10-19	Other	Female	593	0
Confirmed	20-29	Other	Female	1065	0
Confirmed	30-39	Other	Female	761	Suppressed
Confirmed	40-49	Other	Female	743	Suppressed
Confirmed	50-59	Other	Female	507	Suppressed
Confirmed	60-69	Other	Female	337	15

Confirmed	70-79	Other	Female	171	16
Confirmed	80+	Other	Female	133	26
Confirmed	Unknown	Other	Female	0	0
Confirmed	0-9	Unknown	Female	158	0
Confirmed	10-19	Unknown	Female	863	0
Confirmed	20-29	Unknown	Female	1670	Suppressed
Confirmed	30-39	Unknown	Female	1319	0
Confirmed	40-49	Unknown	Female	1409	Suppressed
Confirmed	50-59	Unknown	Female	1464	7
Confirmed	60-69	Unknown	Female	1098	14
Confirmed	70-79	Unknown	Female	585	20
Confirmed	80+	Unknown	Female	661	37
Confirmed	Unknown	Unknown	Female	35	0
Confirmed	0-9	White	Female	801	0
Confirmed	10-19	White	Female	4844	0
Confirmed	20-29	White	Female	8908	Suppressed
Confirmed	30-39	White	Female	5354	11
Confirmed	40-49	White	Female	5474	27
Confirmed	50-59	White	Female	6109	72
Confirmed	60-69	White	Female	4651	195
Confirmed	70-79	White	Female	3325	443
Confirmed	80+	White	Female	3967	1221
Confirmed	Unknown	White	Female	29	0
Confirmed	0-9	American Indian/Alaska Native	Male	14	0
Confirmed	10-19	American Indian/Alaska Native	Male	37	0
Confirmed	20-29	American Indian/Alaska Native	Male	63	0
Confirmed	30-39	American Indian/Alaska Native	Male	61	0
Confirmed	40-49	American Indian/Alaska Native	Male	69	0
Confirmed	50-59	American Indian/Alaska Native	Male	59	Suppressed
Confirmed	60-69	American Indian/Alaska Native	Male	46	8
Confirmed	70-79	American Indian/Alaska Native	Male	24	6
Confirmed	80+	American Indian/Alaska Native	Male	8	Suppressed
Confirmed	Unknown	American Indian/Alaska Native	Male	0	0
Confirmed	0-9	Asian/Pacific Islander	Male	54	0
Confirmed	10-19	Asian/Pacific Islander	Male	109	0
Confirmed	20-29	Asian/Pacific Islander	Male	331	0
Confirmed	30-39	Asian/Pacific Islander	Male	272	0
Confirmed	40-49	Asian/Pacific Islander	Male	232	Suppressed
Confirmed	50-59	Asian/Pacific Islander	Male	219	Suppressed
Confirmed	60-69	Asian/Pacific Islander	Male	153	15
Confirmed	70-79	Asian/Pacific Islander	Male	67	16
Confirmed	80+	Asian/Pacific Islander	Male	40	17
Confirmed	Unknown	Asian/Pacific Islander	Male	0	0
Confirmed	0-9	Black/African American	Male	204	0
Confirmed	10-19	Black/African American	Male	643	0
Confirmed	20-29	Black/African American	Male	1945	11
Confirmed	30-39	Black/African American	Male	2031	29
Confirmed	40-49	Black/African American	Male	2162	74
Confirmed	50-59	Black/African American	Male	2444	203
Confirmed	60-69	Black/African American	Male	2216	349

Confirmed	70-79	Black/African American	Male	1358	424
Confirmed	80+	Black/African American	Male	631	316
Confirmed	Unknown	Black/African American	Male	Suppressed	0
Confirmed	0-9	Multiple Races	Male	142	Suppressed
Confirmed	10-19	Multiple Races	Male	473	0
Confirmed	20-29	Multiple Races	Male	840	0
Confirmed	30-39	Multiple Races	Male	628	Suppressed
Confirmed	40-49	Multiple Races	Male	669	Suppressed
Confirmed	50-59	Multiple Races	Male	700	Suppressed
Confirmed	60-69	Multiple Races	Male	509	21
Confirmed	70-79	Multiple Races	Male	260	15
Confirmed	80+	Multiple Races	Male	115	17
Confirmed	Unknown	Multiple Races	Male	Suppressed	0
Confirmed	0-9	Other	Male	216	0
Confirmed	10-19	Other	Male	663	0
Confirmed	20-29	Other	Male	1212	Suppressed
Confirmed	30-39	Other	Male	923	Suppressed
Confirmed	40-49	Other	Male	817	7
Confirmed	50-59	Other	Male	608	9
Confirmed	60-69	Other	Male	363	27
Confirmed	70-79	Other	Male	189	24
Confirmed	80+	Other	Male	84	16
Confirmed	Unknown	Other	Male	Suppressed	0
Confirmed	0-9	Unknown	Male	195	0
Confirmed	10-19	Unknown	Male	923	0
Confirmed	20-29	Unknown	Male	1833	0
Confirmed	30-39	Unknown	Male	1519	Suppressed
Confirmed	40-49	Unknown	Male	1435	10
Confirmed	50-59	Unknown	Male	1484	9
Confirmed	60-69	Unknown	Male	1098	18
Confirmed	70-79	Unknown	Male	528	26
Confirmed	80+	Unknown	Male	318	32
Confirmed	Unknown	Unknown	Male	30	0
Confirmed	0-9	White	Male	894	0
Confirmed	10-19	White	Male	4052	0
Confirmed	20-29	White	Male	7427	Suppressed
Confirmed	30-39	White	Male	4989	15
Confirmed	40-49	White	Male	4989	42
Confirmed	50-59	White	Male	6025	140
Confirmed	60-69	White	Male	4979	334
Confirmed	70-79	White	Male	3302	569
Confirmed	80+	White	Male	2358	901
Confirmed	Unknown	White	Male	22	0
Confirmed	0-9	American Indian/Alaska Native	Unknown	0	0
Confirmed	10-19	American Indian/Alaska Native	Unknown	0	0
Confirmed	20-29	American Indian/Alaska Native	Unknown	0	0
Confirmed	30-39	American Indian/Alaska Native	Unknown	0	0
Confirmed	40-49	American Indian/Alaska Native	Unknown	0	0
Confirmed	50-59	American Indian/Alaska Native	Unknown	0	0
Confirmed	60-69	American Indian/Alaska Native	Unknown	0	0

Confirmed	70-79	American Indian/Alaska Native	Unknown	Suppressed	0
Confirmed	80+	American Indian/Alaska Native	Unknown	0	0
Confirmed	Unknown	American Indian/Alaska Native	Unknown	0	0
Confirmed	0-9	Asian/Pacific Islander	Unknown	0	0
Confirmed	10-19	Asian/Pacific Islander	Unknown	Suppressed	0
Confirmed	20-29	Asian/Pacific Islander	Unknown	0	0
Confirmed	30-39	Asian/Pacific Islander	Unknown	Suppressed	0
Confirmed	40-49	Asian/Pacific Islander	Unknown	Suppressed	0
Confirmed	50-59	Asian/Pacific Islander	Unknown	0	0
Confirmed	60-69	Asian/Pacific Islander	Unknown	0	0
Confirmed	70-79	Asian/Pacific Islander	Unknown	0	0
Confirmed	80+	Asian/Pacific Islander	Unknown	0	0
Confirmed	Unknown	Asian/Pacific Islander	Unknown	0	0
Confirmed	0-9	Black/African American	Unknown	Suppressed	0
Confirmed	10-19	Black/African American	Unknown	7	0
Confirmed	20-29	Black/African American	Unknown	Suppressed	0
Confirmed	30-39	Black/African American	Unknown	Suppressed	0
Confirmed	40-49	Black/African American	Unknown	Suppressed	0
Confirmed	50-59	Black/African American	Unknown	6	0
Confirmed	60-69	Black/African American	Unknown	Suppressed	0
Confirmed	70-79	Black/African American	Unknown	Suppressed	0
Confirmed	80+	Black/African American	Unknown	Suppressed	0
Confirmed	Unknown	Black/African American	Unknown	0	0
Confirmed	0-9	Multiple Races	Unknown	0	0
Confirmed	10-19	Multiple Races	Unknown	6	0
Confirmed	20-29	Multiple Races	Unknown	7	0
Confirmed	30-39	Multiple Races	Unknown	Suppressed	0
Confirmed	40-49	Multiple Races	Unknown	Suppressed	0
Confirmed	50-59	Multiple Races	Unknown	Suppressed	0
Confirmed	60-69	Multiple Races	Unknown	Suppressed	0
Confirmed	70-79	Multiple Races	Unknown	Suppressed	0
Confirmed	80+	Multiple Races	Unknown	0	0
Confirmed	Unknown	Multiple Races	Unknown	Suppressed	0
Confirmed	0-9	Other	Unknown	Suppressed	0
Confirmed	10-19	Other	Unknown	Suppressed	0
Confirmed	20-29	Other	Unknown	Suppressed	0
Confirmed	30-39	Other	Unknown	Suppressed	0
Confirmed	40-49	Other	Unknown	7	0
Confirmed	50-59	Other	Unknown	Suppressed	0
Confirmed	60-69	Other	Unknown	Suppressed	0
Confirmed	70-79	Other	Unknown	Suppressed	0
Confirmed	80+	Other	Unknown	Suppressed	0
Confirmed	Unknown	Other	Unknown	Suppressed	0
Confirmed	0-9	Unknown	Unknown	8	0
Confirmed	10-19	Unknown	Unknown	16	0
Confirmed	20-29	Unknown	Unknown	46	0
Confirmed	30-39	Unknown	Unknown	34	0
Confirmed	40-49	Unknown	Unknown	53	0
Confirmed	50-59	Unknown	Unknown	48	0
Confirmed	60-69	Unknown	Unknown	21	0

Confirmed	70-79	Unknown	Unknown	6	0
Confirmed	80+	Unknown	Unknown	7	0
Confirmed	Unknown	Unknown	Unknown	7	0
Confirmed	0-9	White	Unknown	0	0
Confirmed	10-19	White	Unknown	16	0
Confirmed	20-29	White	Unknown	24	0
Confirmed	30-39	White	Unknown	14	0
Confirmed	40-49	White	Unknown	9	0
Confirmed	50-59	White	Unknown	Suppressed	0
Confirmed	60-69	White	Unknown	12	0
Confirmed	70-79	White	Unknown	Suppressed	0
Confirmed	80+	White	Unknown	Suppressed	0
Confirmed	Unknown	White	Unknown	0	0
Probable	0-9	American Indian/Alaska Native	Female	Suppressed	0
Probable	10-19	American Indian/Alaska Native	Female	Suppressed	0
Probable	20-29	American Indian/Alaska Native	Female	11	0
Probable	30-39	American Indian/Alaska Native	Female	Suppressed	0
Probable	40-49	American Indian/Alaska Native	Female	Suppressed	0
Probable	50-59	American Indian/Alaska Native	Female	6	0
Probable	60-69	American Indian/Alaska Native	Female	Suppressed	0
Probable	70-79	American Indian/Alaska Native	Female	Suppressed	0
Probable	80+	American Indian/Alaska Native	Female	0	0
Probable	Unknown	American Indian/Alaska Native	Female	Suppressed	0
Probable	0-9	Asian/Pacific Islander	Female	9	0
Probable	10-19	Asian/Pacific Islander	Female	18	0
Probable	20-29	Asian/Pacific Islander	Female	30	0
Probable	30-39	Asian/Pacific Islander	Female	23	0
Probable	40-49	Asian/Pacific Islander	Female	13	0
Probable	50-59	Asian/Pacific Islander	Female	17	0
Probable	60-69	Asian/Pacific Islander	Female	6	0
Probable	70-79	Asian/Pacific Islander	Female	Suppressed	0
Probable	80+	Asian/Pacific Islander	Female	0	0
Probable	Unknown	Asian/Pacific Islander	Female	Suppressed	0
Probable	0-9	Black/African American	Female	35	0
Probable	10-19	Black/African American	Female	62	0
Probable	20-29	Black/African American	Female	133	0
Probable	30-39	Black/African American	Female	111	0
Probable	40-49	Black/African American	Female	137	Suppressed
Probable	50-59	Black/African American	Female	151	8
Probable	60-69	Black/African American	Female	119	12
Probable	70-79	Black/African American	Female	52	13
Probable	80+	Black/African American	Female	37	25
Probable	Unknown	Black/African American	Female	7	0
Probable	0-9	Multiple Races	Female	26	0
Probable	10-19	Multiple Races	Female	63	0
Probable	20-29	Multiple Races	Female	76	0
Probable	30-39	Multiple Races	Female	33	0
Probable	40-49	Multiple Races	Female	70	0
Probable	50-59	Multiple Races	Female	65	0
Probable	60-69	Multiple Races	Female	46	0

Probable	70-79	Multiple Races	Female	16	0
Probable	80+	Multiple Races	Female	8	Suppressed
Probable	Unknown	Multiple Races	Female	15	0
Probable	0-9	Other	Female	29	0
Probable	10-19	Other	Female	55	0
Probable	20-29	Other	Female	68	0
Probable	30-39	Other	Female	58	0
Probable	40-49	Other	Female	58	0
Probable	50-59	Other	Female	31	Suppressed
Probable	60-69	Other	Female	16	Suppressed
Probable	70-79	Other	Female	9	0
Probable	80+	Other	Female	Suppressed	0
Probable	Unknown	Other	Female	8	0
Probable	0-9	Unknown	Female	59	0
Probable	10-19	Unknown	Female	259	0
Probable	20-29	Unknown	Female	547	0
Probable	30-39	Unknown	Female	398	0
Probable	40-49	Unknown	Female	477	0
Probable	50-59	Unknown	Female	490	0
Probable	60-69	Unknown	Female	380	Suppressed
Probable	70-79	Unknown	Female	157	0
Probable	80+	Unknown	Female	93	Suppressed
Probable	Unknown	Unknown	Female	243	0
Probable	0-9	White	Female	217	0
Probable	10-19	White	Female	609	0
Probable	20-29	White	Female	808	0
Probable	30-39	White	Female	484	0
Probable	40-49	White	Female	596	Suppressed
Probable	50-59	White	Female	622	Suppressed
Probable	60-69	White	Female	373	17
Probable	70-79	White	Female	198	23
Probable	80+	White	Female	140	54
Probable	Unknown	White	Female	97	0
Probable	0-9	American Indian/Alaska Native	Male	Suppressed	0
Probable	10-19	American Indian/Alaska Native	Male	Suppressed	0
Probable	20-29	American Indian/Alaska Native	Male	6	0
Probable	30-39	American Indian/Alaska Native	Male	Suppressed	0
Probable	40-49	American Indian/Alaska Native	Male	Suppressed	0
Probable	50-59	American Indian/Alaska Native	Male	Suppressed	0
Probable	60-69	American Indian/Alaska Native	Male	Suppressed	0
Probable	70-79	American Indian/Alaska Native	Male	0	0
Probable	80+	American Indian/Alaska Native	Male	Suppressed	Suppressed
Probable	Unknown	American Indian/Alaska Native	Male	Suppressed	0
Probable	0-9	Asian/Pacific Islander	Male	15	0
Probable	10-19	Asian/Pacific Islander	Male	10	0
Probable	20-29	Asian/Pacific Islander	Male	28	0
Probable	30-39	Asian/Pacific Islander	Male	24	0
Probable	40-49	Asian/Pacific Islander	Male	10	0
Probable	50-59	Asian/Pacific Islander	Male	10	0
Probable	60-69	Asian/Pacific Islander	Male	Suppressed	0

Probable	70-79	Asian/Pacific Islander	Male	Suppressed	Suppressed
Probable	80+	Asian/Pacific Islander	Male	0	0
Probable	Unknown	Asian/Pacific Islander	Male	0	0
Probable	0-9	Black/African American	Male	36	0
Probable	10-19	Black/African American	Male	55	0
Probable	20-29	Black/African American	Male	84	0
Probable	30-39	Black/African American	Male	68	0
Probable	40-49	Black/African American	Male	65	8
Probable	50-59	Black/African American	Male	94	8
Probable	60-69	Black/African American	Male	93	21
Probable	70-79	Black/African American	Male	46	25
Probable	80+	Black/African American	Male	20	15
Probable	Unknown	Black/African American	Male	Suppressed	0
Probable	0-9	Multiple Races	Male	28	0
Probable	10-19	Multiple Races	Male	56	0
Probable	20-29	Multiple Races	Male	63	0
Probable	30-39	Multiple Races	Male	43	0
Probable	40-49	Multiple Races	Male	52	Suppressed
Probable	50-59	Multiple Races	Male	39	0
Probable	60-69	Multiple Races	Male	30	0
Probable	70-79	Multiple Races	Male	13	0
Probable	80+	Multiple Races	Male	Suppressed	Suppressed
Probable	Unknown	Multiple Races	Male	19	0
Probable	0-9	Other	Male	24	0
Probable	10-19	Other	Male	54	0
Probable	20-29	Other	Male	70	0
Probable	30-39	Other	Male	58	0
Probable	40-49	Other	Male	54	0
Probable	50-59	Other	Male	25	0
Probable	60-69	Other	Male	19	Suppressed
Probable	70-79	Other	Male	9	Suppressed
Probable	80+	Other	Male	Suppressed	0
Probable	Unknown	Other	Male	8	0
Probable	0-9	Unknown	Male	72	0
Probable	10-19	Unknown	Male	268	0
Probable	20-29	Unknown	Male	452	0
Probable	30-39	Unknown	Male	392	Suppressed
Probable	40-49	Unknown	Male	358	Suppressed
Probable	50-59	Unknown	Male	383	0
Probable	60-69	Unknown	Male	271	Suppressed
Probable	70-79	Unknown	Male	110	Suppressed
Probable	80+	Unknown	Male	49	Suppressed
Probable	Unknown	Unknown	Male	188	0
Probable	0-9	White	Male	256	0
Probable	10-19	White	Male	540	0
Probable	20-29	White	Male	732	Suppressed
Probable	30-39	White	Male	399	Suppressed
Probable	40-49	White	Male	403	Suppressed
Probable	50-59	White	Male	445	7
Probable	60-69	White	Male	311	15

Probable	70-79	White	Male	132	13
Probable	80+	White	Male	97	29
Probable	Unknown	White	Male	52	0
Probable	0-9	American Indian/Alaska Native	Unknown	0	0
Probable	10-19	American Indian/Alaska Native	Unknown	0	0
Probable	20-29	American Indian/Alaska Native	Unknown	Suppressed	0
Probable	30-39	American Indian/Alaska Native	Unknown	0	0
Probable	40-49	American Indian/Alaska Native	Unknown	0	0
Probable	50-59	American Indian/Alaska Native	Unknown	0	0
Probable	60-69	American Indian/Alaska Native	Unknown	0	0
Probable	70-79	American Indian/Alaska Native	Unknown	0	0
Probable	80+	American Indian/Alaska Native	Unknown	0	0
Probable	Unknown	American Indian/Alaska Native	Unknown	0	0
Probable	0-9	Asian/Pacific Islander	Unknown	0	0
Probable	10-19	Asian/Pacific Islander	Unknown	0	0
Probable	20-29	Asian/Pacific Islander	Unknown	Suppressed	0
Probable	30-39	Asian/Pacific Islander	Unknown	Suppressed	0
Probable	40-49	Asian/Pacific Islander	Unknown	Suppressed	0
Probable	50-59	Asian/Pacific Islander	Unknown	Suppressed	0
Probable	60-69	Asian/Pacific Islander	Unknown	0	0
Probable	70-79	Asian/Pacific Islander	Unknown	0	0
Probable	80+	Asian/Pacific Islander	Unknown	0	0
Probable	Unknown	Asian/Pacific Islander	Unknown	0	0
Probable	0-9	Black/African American	Unknown	0	0
Probable	10-19	Black/African American	Unknown	0	0
Probable	20-29	Black/African American	Unknown	Suppressed	0
Probable	30-39	Black/African American	Unknown	Suppressed	0
Probable	40-49	Black/African American	Unknown	Suppressed	0
Probable	50-59	Black/African American	Unknown	Suppressed	0
Probable	60-69	Black/African American	Unknown	Suppressed	0
Probable	70-79	Black/African American	Unknown	0	0
Probable	80+	Black/African American	Unknown	0	0
Probable	Unknown	Black/African American	Unknown	Suppressed	0
Probable	0-9	Multiple Races	Unknown	Suppressed	0
Probable	10-19	Multiple Races	Unknown	Suppressed	0
Probable	20-29	Multiple Races	Unknown	7	0
Probable	30-39	Multiple Races	Unknown	Suppressed	0
Probable	40-49	Multiple Races	Unknown	Suppressed	0
Probable	50-59	Multiple Races	Unknown	Suppressed	0
Probable	60-69	Multiple Races	Unknown	Suppressed	0
Probable	70-79	Multiple Races	Unknown	0	0
Probable	80+	Multiple Races	Unknown	0	0
Probable	Unknown	Multiple Races	Unknown	Suppressed	0
Probable	0-9	Other	Unknown	Suppressed	0
Probable	10-19	Other	Unknown	Suppressed	0
Probable	20-29	Other	Unknown	0	0
Probable	30-39	Other	Unknown	0	0
Probable	40-49	Other	Unknown	Suppressed	0
Probable	50-59	Other	Unknown	Suppressed	0
Probable	60-69	Other	Unknown	Suppressed	0

Probable	70-79	Other	Unknown	0	0
Probable	80+	Other	Unknown	0	0
Probable	Unknown	Other	Unknown	Suppressed	0
Probable	0-9	Unknown	Unknown	20	0
Probable	10-19	Unknown	Unknown	31	0
Probable	20-29	Unknown	Unknown	65	0
Probable	30-39	Unknown	Unknown	51	0
Probable	40-49	Unknown	Unknown	61	0
Probable	50-59	Unknown	Unknown	58	0
Probable	60-69	Unknown	Unknown	41	0
Probable	70-79	Unknown	Unknown	20	0
Probable	80+	Unknown	Unknown	Suppressed	0
Probable	Unknown	Unknown	Unknown	472	0
Probable	0-9	White	Unknown	9	0
Probable	10-19	White	Unknown	9	0
Probable	20-29	White	Unknown	12	0
Probable	30-39	White	Unknown	Suppressed	0
Probable	40-49	White	Unknown	12	0
Probable	50-59	White	Unknown	11	0
Probable	60-69	White	Unknown	Suppressed	0
Probable	70-79	White	Unknown	Suppressed	0
Probable	80+	White	Unknown	Suppressed	0
Probable	Unknown	White	Unknown	12	0

PUBLIC USE DATASETS

COVID-19 Tests by County

README

Data includes tests by type (diagnostic, serology or total combined) by county.

Diagnostic tests are used to find current infection and look for genes or proteins from the severe acute respiratory syndrome coronavirus 2 (SARS-CoV-2), the virus that causes COVID-19. These tests, which are performed as nasal swabs, include: Nucleic acid amplification test/real-time polymerase chain reaction (NAAT/RT-PCR) test and rapid virus antigen detection point of care (POC) tests.

Serology tests are used to look for the possibility of previous infection. Serology tests look for antibodies to SARS-CoV-2 in the blood. There are currently two types of serology tests: the enzyme-linked immunosorbent assay (ELISA) test and the rapid antibody detection POC test. Serology tests do not diagnose disease and do not guarantee immunity, but might provide information about previous infection.

Correctional includes state and federal prisons and county and city detection facilities. Testing data represents total tests performed, not individuals tested. A single individual may have more than one test completed.

COVID-19 TESTS BY COUNTY 2020-10-22

Updated	COUNTY	TestType	Count	RatePerMillion
2020/10/22 14:48:26	Alcona	Diagnostic	2569	246901
2020/10/22 14:48:26	Alcona	Serology	72	6920
2020/10/22 14:48:26	Alcona	Total	2641	253820
2020/10/22 14:48:26	Alger	Diagnostic	2148	235837
2020/10/22 14:48:26	Alger	Serology	94	10321
2020/10/22 14:48:26	Alger	Total	2242	246157
2020/10/22 14:48:26	Allegan	Serology	1176	9959
2020/10/22 14:48:26	Allegan	Diagnostic	41378	350420
2020/10/22 14:48:26	Allegan	Total	42554	360380
2020/10/22 14:48:26	Alpena	Diagnostic	3877	136490
2020/10/22 14:48:26	Alpena	Serology	233	8203
2020/10/22 14:48:26	Alpena	Total	4110	144693
2020/10/22 14:48:26	Antrim	Diagnostic	7110	304836
2020/10/22 14:48:26	Antrim	Serology	221	9475
2020/10/22 14:48:26	Antrim	Total	7331	314311
2020/10/22 14:48:26	Arenac	Serology	192	12901
2020/10/22 14:48:26	Arenac	Diagnostic	4829	324464
2020/10/22 14:48:26	Arenac	Total	5021	337365
2020/10/22 14:48:26	Baraga	Diagnostic	6028	734316
2020/10/22 14:48:26	Baraga	Serology	45	5482
2020/10/22 14:48:26	Baraga	Total	6073	739798
2020/10/22 14:48:26	Barry	Diagnostic	21308	346190
2020/10/22 14:48:26	Barry	Serology	853	13859
2020/10/22 14:48:26	Barry	Total	22161	360049
2020/10/22 14:48:26	Bay	Serology	2465	23903
2020/10/22 14:48:26	Bay	Diagnostic	43598	422764
2020/10/22 14:48:26	Bay	Total	46063	446667
2020/10/22 14:48:26	Benzie	Diagnostic	5489	308961
2020/10/22 14:48:26	Benzie	Serology	202	11370
2020/10/22 14:48:26	Benzie	Total	5691	320331
2020/10/22 14:48:26	Berrien	Diagnostic	85410	556776
2020/10/22 14:48:26	Berrien	Serology	2484	16193
2020/10/22 14:48:26	Berrien	Total	87894	572969
2020/10/22 14:48:26	Branch	Diagnostic	13340	306547
2020/10/22 14:48:26	Branch	Serology	184	4228
2020/10/22 14:48:26	Branch	Total	13524	310775
2020/10/22 14:48:26	Calhoun	Serology	883	6582
2020/10/22 14:48:26	Calhoun	Diagnostic	75159	560223
2020/10/22 14:48:26	Calhoun	Total	76042	566805
2020/10/22 14:48:26	Cass	Serology	308	5947
2020/10/22 14:48:26	Cass	Diagnostic	15057	290749
2020/10/22 14:48:26	Cass	Total	15365	296696
2020/10/22 14:48:26	Charlevoix	Diagnostic	8572	327889
2020/10/22 14:48:26	Charlevoix	Serology	475	18169
2020/10/22 14:48:26	Charlevoix	Total	9047	346058
2020/10/22 14:48:26	Cheboygan	Diagnostic	4647	183850
2020/10/22 14:48:26	Cheboygan	Serology	227	8981

2020/10/22 14:48:26	Cheboygan	Total	4874	192831
2020/10/22 14:48:26	Chippewa	Diagnostic	6563	175721
2020/10/22 14:48:26	Chippewa	Serology	138	3695
2020/10/22 14:48:26	Chippewa	Total	6701	179416
2020/10/22 14:48:26	Clare	Diagnostic	6204	200452
2020/10/22 14:48:26	Clare	Serology	393	12698
2020/10/22 14:48:26	Clare	Total	6597	213150
2020/10/22 14:48:26	Clinton	Serology	2679	33658
2020/10/22 14:48:26	Clinton	Diagnostic	22315	280357
2020/10/22 14:48:26	Clinton	Total	24994	314015
2020/10/22 14:48:26	Correctional	Diagnostic	161090	
2020/10/22 14:48:26	Correctional	Serology	11603	
2020/10/22 14:48:26	Correctional	Total	172693	
2020/10/22 14:48:26	Crawford	Diagnostic	3769	268658
2020/10/22 14:48:26	Crawford	Serology	105	7484
2020/10/22 14:48:26	Crawford	Total	3874	276142
2020/10/22 14:48:26	Delta	Diagnostic	16702	466745
2020/10/22 14:48:26	Delta	Serology	281	7853
2020/10/22 14:48:26	Delta	Total	16983	474598
2020/10/22 14:48:26	Detroit City	Diagnostic	326948	503149
2020/10/22 14:48:26	Detroit City	Serology	15967	24572
2020/10/22 14:48:26	Detroit City	Total	342915	527721
2020/10/22 14:48:26	Dickinson	Diagnostic	5371	212806
2020/10/22 14:48:26	Dickinson	Serology	72	2853
2020/10/22 14:48:26	Dickinson	Total	5443	215658
2020/10/22 14:48:26	Eaton	Diagnostic	47680	432401
2020/10/22 14:48:26	Eaton	Serology	4089	37082
2020/10/22 14:48:26	Eaton	Total	51769	469483
2020/10/22 14:48:26	Emmet	Diagnostic	11181	334610
2020/10/22 14:48:26	Emmet	Serology	899	26904
2020/10/22 14:48:26	Emmet	Total	12080	361514
2020/10/22 14:48:26	Genesee	Serology	11893	29307
2020/10/22 14:48:26	Genesee	Diagnostic	128786	317353
2020/10/22 14:48:26	Genesee	Total	140679	346660
2020/10/22 14:48:26	Gladwin	Diagnostic	6489	254981
2020/10/22 14:48:26	Gladwin	Serology	333	13085
2020/10/22 14:48:26	Gladwin	Total	6822	268066
2020/10/22 14:48:26	Gogebic	Diagnostic	9554	683649
2020/10/22 14:48:26	Gogebic	Serology	116	8301
2020/10/22 14:48:26	Gogebic	Total	9670	691950
2020/10/22 14:48:26	Grand Traverse	Diagnostic	29853	320697
2020/10/22 14:48:26	Grand Traverse	Serology	1763	18939
2020/10/22 14:48:26	Grand Traverse	Total	31616	339636
2020/10/22 14:48:26	Gratiot	Serology	469	11520
2020/10/22 14:48:26	Gratiot	Diagnostic	20906	513522
2020/10/22 14:48:26	Gratiot	Total	21375	525042
2020/10/22 14:48:26	Hillsdale	Diagnostic	15271	334854
2020/10/22 14:48:26	Hillsdale	Serology	357	7828
2020/10/22 14:48:26	Hillsdale	Total	15628	342682
2020/10/22 14:48:26	Houghton	Diagnostic	15999	448352

2020/10/22 14:48:26	Houghton	Serology	155	4344
2020/10/22 14:48:26	Houghton	Total	16154	452696
2020/10/22 14:48:26	Huron	Serology	307	9909
2020/10/22 14:48:26	Huron	Diagnostic	11801	380911
2020/10/22 14:48:26	Huron	Total	12108	390820
2020/10/22 14:48:26	Ingham	Diagnostic	134283	459235
2020/10/22 14:48:26	Ingham	Serology	14031	47985
2020/10/22 14:48:26	Ingham	Total	148314	507219
2020/10/22 14:48:26	Ionia	Diagnostic	28830	445616
2020/10/22 14:48:26	Ionia	Serology	1186	18332
2020/10/22 14:48:26	Ionia	Total	30016	463947
2020/10/22 14:48:26	Iosco	Serology	228	9074
2020/10/22 14:48:26	Iosco	Diagnostic	9352	372189
2020/10/22 14:48:26	Iosco	Total	9580	381263
2020/10/22 14:48:26	Iron	Diagnostic	10024	905838
2020/10/22 14:48:26	Iron	Serology	36	3253
2020/10/22 14:48:26	Iron	Total	10060	909091
2020/10/22 14:48:26	Isabella	Serology	621	8888
2020/10/22 14:48:26	Isabella	Diagnostic	16802	240468
2020/10/22 14:48:26	Isabella	Total	17423	249356
2020/10/22 14:48:26	Jackson	Serology	1667	10517
2020/10/22 14:48:26	Jackson	Diagnostic	84180	531071
2020/10/22 14:48:26	Jackson	Total	85847	541587
2020/10/22 14:48:26	Kalamazoo	Serology	3469	13087
2020/10/22 14:48:26	Kalamazoo	Diagnostic	111732	421525
2020/10/22 14:48:26	Kalamazoo	Total	115201	434613
2020/10/22 14:48:26	Kalkaska	Diagnostic	7562	419226
2020/10/22 14:48:26	Kalkaska	Serology	180	9979
2020/10/22 14:48:26	Kalkaska	Total	7742	429205
2020/10/22 14:48:26	Kent	Diagnostic	324001	493186
2020/10/22 14:48:26	Kent	Serology	19228	29268
2020/10/22 14:48:26	Kent	Total	343229	522454
2020/10/22 14:48:26	Keweenaw	Diagnostic	791	373819
2020/10/22 14:48:26	Keweenaw	Serology	18	8507
2020/10/22 14:48:26	Keweenaw	Total	809	382325
2020/10/22 14:48:26	Lake	Serology	125	10546
2020/10/22 14:48:26	Lake	Diagnostic	4238	357547
2020/10/22 14:48:26	Lake	Total	4363	368092
2020/10/22 14:48:26	Lapeer	Diagnostic	23275	265675
2020/10/22 14:48:26	Lapeer	Serology	1748	19953
2020/10/22 14:48:26	Lapeer	Total	25023	285628
2020/10/22 14:48:26	Leelanau	Diagnostic	5151	236708
2020/10/22 14:48:26	Leelanau	Serology	299	13740
2020/10/22 14:48:26	Leelanau	Total	5450	250448
2020/10/22 14:48:26	Lenawee	Serology	952	9670
2020/10/22 14:48:26	Lenawee	Diagnostic	34003	345380
2020/10/22 14:48:26	Lenawee	Total	34955	355050
2020/10/22 14:48:26	Livingston	Serology	4859	25308
2020/10/22 14:48:26	Livingston	Diagnostic	70472	367051
2020/10/22 14:48:26	Livingston	Total	75331	392359

2020/10/22 14:48:26	Luce	Diagnostic	2167	347889
2020/10/22 14:48:26	Luce	Serology	35	5619
2020/10/22 14:48:26	Luce	Total	2202	353508
2020/10/22 14:48:26	Mackinac	Diagnostic	3055	282897
2020/10/22 14:48:26	Mackinac	Serology	62	5741
2020/10/22 14:48:26	Mackinac	Total	3117	288638
2020/10/22 14:48:26	Macomb	Serology	31239	35744
2020/10/22 14:48:26	Macomb	Diagnostic	292935	335177
2020/10/22 14:48:26	Macomb	Total	324174	370920
2020/10/22 14:48:26	Manistee	Diagnostic	7046	286913
2020/10/22 14:48:26	Manistee	Serology	371	15107
2020/10/22 14:48:26	Manistee	Total	7417	302020
2020/10/22 14:48:26	Marquette	Diagnostic	44150	661929
2020/10/22 14:48:26	Marquette	Serology	960	14393
2020/10/22 14:48:26	Marquette	Total	45110	676322
2020/10/22 14:48:26	Mason	Diagnostic	12735	436968
2020/10/22 14:48:26	Mason	Serology	500	17156
2020/10/22 14:48:26	Mason	Total	13235	454124
2020/10/22 14:48:26	Mecosta	Diagnostic	16232	373553
2020/10/22 14:48:26	Mecosta	Serology	501	11530
2020/10/22 14:48:26	Mecosta	Total	16733	385083
2020/10/22 14:48:26	Menominee	Diagnostic	7583	332880
2020/10/22 14:48:26	Menominee	Serology	46	2019
2020/10/22 14:48:26	Menominee	Total	7629	334899
2020/10/22 14:48:26	Midland	Diagnostic	17430	209606
2020/10/22 14:48:26	Midland	Serology	2309	27767
2020/10/22 14:48:26	Midland	Total	19739	237373
2020/10/22 14:48:26	Missaukee	Diagnostic	3789	250628
2020/10/22 14:48:26	Missaukee	Serology	146	9657
2020/10/22 14:48:26	Missaukee	Total	3935	260286
2020/10/22 14:48:26	Monroe	Serology	2670	17741
2020/10/22 14:48:26	Monroe	Diagnostic	47940	318538
2020/10/22 14:48:26	Monroe	Total	50610	336279
2020/10/22 14:48:26	Montcalm	Serology	1135	17765
2020/10/22 14:48:26	Montcalm	Diagnostic	28256	442274
2020/10/22 14:48:26	Montcalm	Total	29391	460039
2020/10/22 14:48:26	Montmorency	Diagnostic	1885	202080
2020/10/22 14:48:26	Montmorency	Serology	150	16081
2020/10/22 14:48:26	Montmorency	Total	2035	218160
2020/10/22 14:48:26	Muskegon	Diagnostic	80386	463144
2020/10/22 14:48:26	Muskegon	Serology	1582	9115
2020/10/22 14:48:26	Muskegon	Total	81968	472258
2020/10/22 14:48:26	Newaygo	Diagnostic	17825	363924
2020/10/22 14:48:26	Newaygo	Serology	790	16129
2020/10/22 14:48:26	Newaygo	Total	18615	380053
2020/10/22 14:48:26	Oakland	Diagnostic	478171	380230
2020/10/22 14:48:26	Oakland	Serology	68775	54688
2020/10/22 14:48:26	Oakland	Total	546946	434918
2020/10/22 14:48:26	Oceana	Serology	413	15604
2020/10/22 14:48:26	Oceana	Diagnostic	15659	591642

2020/10/22 14:48:26	Oceana	Total	16072	607247
2020/10/22 14:48:26	Ogemaw	Diagnostic	5731	272944
2020/10/22 14:48:26	Ogemaw	Serology	200	9525
2020/10/22 14:48:26	Ogemaw	Total	5931	282469
2020/10/22 14:48:26	Ontonagon	Diagnostic	3644	637063
2020/10/22 14:48:26	Ontonagon	Serology	33	5769
2020/10/22 14:48:26	Ontonagon	Total	3677	642832
2020/10/22 14:48:26	Osceola	Serology	363	15473
2020/10/22 14:48:26	Osceola	Diagnostic	9818	418500
2020/10/22 14:48:26	Osceola	Total	10181	433973
2020/10/22 14:48:26	Oscoda	Diagnostic	1904	231040
2020/10/22 14:48:26	Oscoda	Serology	89	10800
2020/10/22 14:48:26	Oscoda	Total	1993	241840
2020/10/22 14:48:26	Otsego	Diagnostic	5488	222474
2020/10/22 14:48:26	Otsego	Serology	330	13378
2020/10/22 14:48:26	Otsego	Total	5818	235852
2020/10/22 14:48:26	Ottawa	Diagnostic	134801	461916
2020/10/22 14:48:26	Ottawa	Serology	5757	19727
2020/10/22 14:48:26	Ottawa	Total	140558	481643
2020/10/22 14:48:26	Presque Isle	Diagnostic	2523	200365
2020/10/22 14:48:26	Presque Isle	Serology	155	12309
2020/10/22 14:48:26	Presque Isle	Total	2678	212675
2020/10/22 14:48:26	Roscommon	Diagnostic	7523	313210
2020/10/22 14:48:26	Roscommon	Serology	326	13573
2020/10/22 14:48:26	Roscommon	Total	7849	326783
2020/10/22 14:48:26	Saginaw	Diagnostic	97203	510148
2020/10/22 14:48:26	Saginaw	Serology	2892	15178
2020/10/22 14:48:26	Saginaw	Total	100095	525326
2020/10/22 14:48:26	Sanilac	Serology	518	12582
2020/10/22 14:48:26	Sanilac	Diagnostic	15656	380277
2020/10/22 14:48:26	Sanilac	Total	16174	392859
2020/10/22 14:48:26	Schoolcraft	Diagnostic	2208	272795
2020/10/22 14:48:26	Schoolcraft	Serology	46	5683
2020/10/22 14:48:26	Schoolcraft	Total	2254	278478
2020/10/22 14:48:26	Shiawassee	Diagnostic	25739	377837
2020/10/22 14:48:26	Shiawassee	Serology	1620	23781
2020/10/22 14:48:26	Shiawassee	Total	27359	401618
2020/10/22 14:48:26	St Clair	Serology	4419	27770
2020/10/22 14:48:26	St Clair	Diagnostic	44109	277192
2020/10/22 14:48:26	St Clair	Total	48528	304962
2020/10/22 14:48:26	St Joseph	Diagnostic	22453	368299
2020/10/22 14:48:26	St Joseph	Serology	776	12729
2020/10/22 14:48:26	St Joseph	Total	23229	381028
2020/10/22 14:48:26	Tuscola	Serology	800	15312
2020/10/22 14:48:26	Tuscola	Diagnostic	25645	490860
2020/10/22 14:48:26	Tuscola	Total	26445	506173
2020/10/22 14:48:26	Unknown	Diagnostic	241931	
2020/10/22 14:48:26	Unknown	Serology	19589	
2020/10/22 14:48:26	Unknown	Total	261520	
2020/10/22 14:48:26	Van Buren	Diagnostic	37029	489303

2020/10/22 14:48:26	Van Buren	Serology	729	9633
2020/10/22 14:48:26	Van Buren	Total	37758	498936
2020/10/22 14:48:26	Washtenaw	Serology	11099	30193
2020/10/22 14:48:26	Washtenaw	Diagnostic	184336	501457
2020/10/22 14:48:26	Washtenaw	Total	195435	531650
2020/10/22 14:48:26	Wayne	Serology	45476	41199
2020/10/22 14:48:26	Wayne	Diagnostic	499603	452616
2020/10/22 14:48:26	Wayne	Total	545079	493815
2020/10/22 14:48:26	Wexford	Diagnostic	10603	315275
2020/10/22 14:48:26	Wexford	Serology	364	10823
2020/10/22 14:48:26	Wexford	Total	10967	326098

PUBLIC USE DATASETS

Diagnostic Tests by Result and County

README

Data include diagnostic tests for COVID-19 by date and county.

Diagnostic tests are used to find current infection and look for genes or proteins from the severe acute respiratory syndrome coronavirus 2 (SARS-CoV-2), the virus that causes COVID-19. These tests, which are performed as nasal swabs, include: Nucleic acid amplification test/real-time polymerase chain reaction (NAAT/RT-PCR) test and rapid virus antigen detection point of care (POC) tests.

Correctional includes state and federal prisons and county and city detection facilities. Testing data represents total tests performed, not individuals tested. A single individual may have more than one test completed.

The total number of positive tests may exceed the number of confirmed cases due to 1) a single individual may have more than one test performed; 2) MDHHS may receive data on positive tests in advance of a local health department classifying an individual as a confirmed or probable case, and 3) although efforts have been made to deduplicate testing data, some duplication may occur.

DIAGNOSTIC TESTS BY RESULT AND COUNTY 2020-10-22

MessageDate	COUNTY	Negative	Positive	Total
10/21/2020	Alcona	11	0	11
10/21/2020	Alger	103	1	104
10/21/2020	Allegan	549	36	585
10/21/2020	Alpena	6	0	6
10/21/2020	Antrim	58	2	60
10/21/2020	Arenac	45	0	45
10/21/2020	Baraga	32	0	32
10/21/2020	Barry	210	10	220
10/21/2020	Bay	567	25	592
10/21/2020	Benzie	47	1	48
10/21/2020	Berrien	870	54	924
10/21/2020	Branch	163	7	170
10/21/2020	Calhoun	915	137	1052
10/21/2020	Cass	135	17	152
10/21/2020	Charlevoix	90	1	91
10/21/2020	Cheboygan	38	4	42
10/21/2020	Chippewa	23	1	24
10/21/2020	Clare	41	3	44
10/21/2020	Clinton	218	16	234
10/21/2020	Correctional	3687	23	3710
10/21/2020	Crawford	31	1	32
10/21/2020	Delta	301	59	360
10/21/2020	Detroit City	1948	46	1994
10/21/2020	Dickinson	52	1	53
10/21/2020	Eaton	476	33	509
10/21/2020	Emmet	86	2	88
10/21/2020	Genesee	1231	85	1316
10/21/2020	Gladwin	95	2	97
10/21/2020	Gogebic	27	3	30
10/21/2020	Grand Traverse	292	25	317
10/21/2020	Gratiot	178	5	183
10/21/2020	Hillsdale	225	11	236
10/21/2020	Houghton	56	2	58
10/21/2020	Huron	207	0	207
10/21/2020	Ingham	1141	57	1198
10/21/2020	Ionia	794	70	864
10/21/2020	Iosco	72	2	74
10/21/2020	Iron	34	7	41
10/21/2020	Isabella	196	10	206
10/21/2020	Jackson	1362	67	1429
10/21/2020	Kalamazoo	2002	154	2156
10/21/2020	Kalkaska	58	2	60
10/21/2020	Kent	2324	152	2476
10/21/2020	Keweenaw	4	0	4
10/21/2020	Lake	20	0	20
10/21/2020	Lapeer	215	12	227
10/21/2020	Leelanau	43	2	45

10/21/2020	Lenawee	593	16	609
10/21/2020	Livingston	489	31	520
10/21/2020	Luce	14	3	17
10/21/2020	Mackinac	21	3	24
10/21/2020	Macomb	2410	188	2598
10/21/2020	Manistee	470	0	470
10/21/2020	Marquette	660	26	686
10/21/2020	Mason	77	5	82
10/21/2020	Mecosta	204	11	215
10/21/2020	Menominee	224	11	235
10/21/2020	Midland	167	9	176
10/21/2020	Missaukee	48	1	49
10/21/2020	Monroe	455	22	477
10/21/2020	Montcalm	288	14	302
10/21/2020	Montmorency	8	0	8
10/21/2020	Muskegon	1672	67	1739
10/21/2020	Newaygo	121	6	127
10/21/2020	Oakland	3900	205	4105
10/21/2020	Oceana	130	15	145
10/21/2020	Ogemaw	20	0	20
10/21/2020	Ontonagon	17	1	18
10/21/2020	Osceola	90	7	97
10/21/2020	Oscoda	5	0	5
10/21/2020	Otsego	54	0	54
10/21/2020	Ottawa	996	60	1056
10/21/2020	Presque Isle	16	0	16
10/21/2020	Roscommon	58	4	62
10/21/2020	Saginaw	613	66	679
10/21/2020	Sanilac	278	3	281
10/21/2020	Schoolcraft	22	0	22
10/21/2020	Shiawassee	243	16	259
10/21/2020	St Clair	533	22	555
10/21/2020	St Joseph	159	12	171
10/21/2020	Tuscola	450	6	456
10/21/2020	Unknown	736	35	771
10/21/2020	Van Buren	581	41	622
10/21/2020	Washtenaw	1579	52	1631
10/21/2020	Wayne	3418	136	3554
10/21/2020	Wexford	152	3	155