



Western Michigan University
ScholarWorks at WMU

Cumulative Michigan COVID-19 Data

Michigan COVID-19 State Data

10-28-2020

2020-10-28_MichiganOverview_COVIDstats

Michigan Department of Health & Human Services

Follow this and additional works at: <https://scholarworks.wmich.edu/michigan-covid-data-state-cumulative>



Part of the Public Health Commons

WMU ScholarWorks Citation

Michigan Department of Health & Human Services, "2020-10-28_MichiganOverview_COVIDstats" (2020).
Cumulative Michigan COVID-19 Data. 205.

<https://scholarworks.wmich.edu/michigan-covid-data-state-cumulative/205>

This Website is brought to you for free and open access
by the Michigan COVID-19 State Data at ScholarWorks at
WMU. It has been accepted for inclusion in Cumulative
Michigan COVID-19 Data by an authorized administrator
of ScholarWorks at WMU. For more information, please
contact wmu-scholarworks@wmich.edu.



Coronavirus



CORONAVIRUS / MICHIGAN DATA

Michigan Data

DATA ABOUT
PLACES

LONG TERM CARE FACILITIES

CORONAVIRUS
SYMPTOMS

CUMULATIVE
RECOVERED

OUTBREAK
REPORTING



SCHOOL-RELATED
OUTBREAK REPORTING



CURRENT STATUS	DAILY CASES	CUMULATIVE TRENDS	DEMOGRAPHICS	TOTAL TESTING	DIAGNOSTIC TESTING	LEARN MORE
----------------	-------------	-------------------	--------------	---------------	--------------------	------------

[View Cases](#)

[View Deaths](#)

[View Table](#)

Select Preparedness Region:

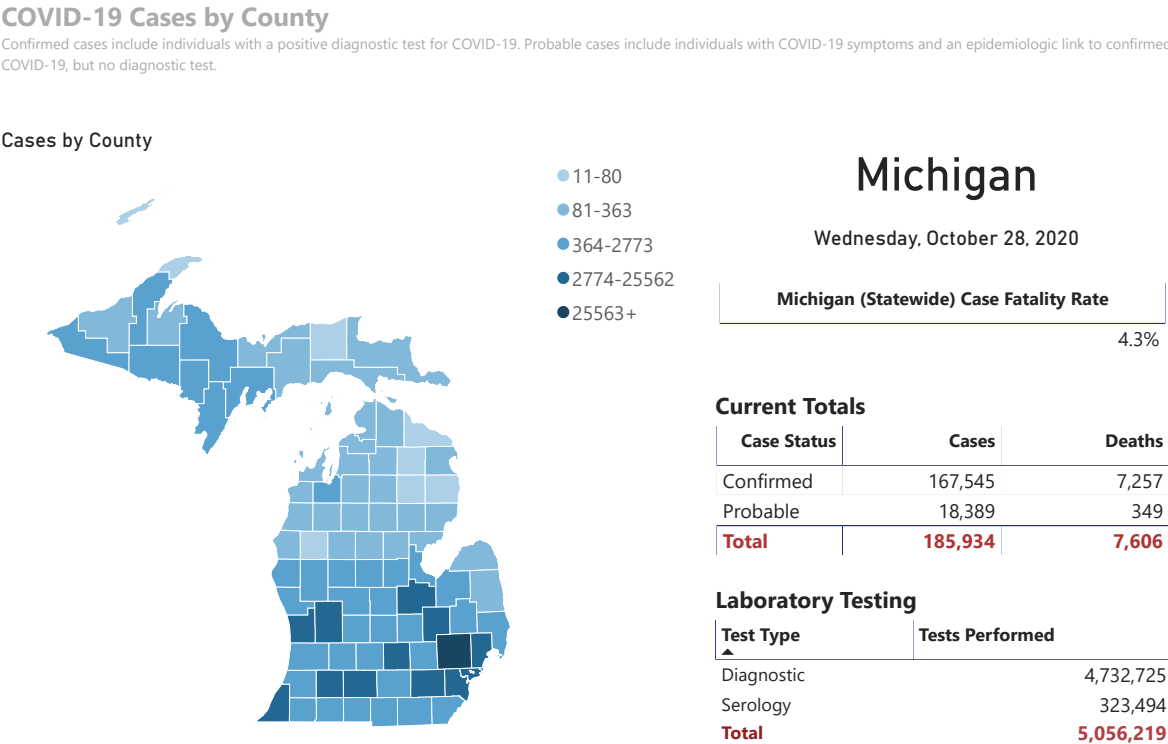
All

Select County:

All

This report is provisional and subject to change. City of Detroit and Wayne County are reported separately. MDHHS began tracking probable cases April 5, 2020. FCI indicates federal correctional institute. MDOC indicates Michigan Department of Corrections. Diagnostic tests, including nucleic acid amplification/real-time polymerase chain reaction (NAAT/RT-PCR) and rapid virus antigen detection point of care (POC) tests, look for current infection. Serology (antibody) tests are used to look for the possibility of previous infection.

Source: Michigan Disease Surveillance System (MDSS) and Vital Records.



Cases by Hispanic/Latino Ethnicity		
Hispanic/Latino Ethnicity	Percentage of Overall Cases by Ethnicity	Percentage of Deceased Cases by Ethnicity
Hispanic/Latino	7.31%	2.49%
Non-Hispanic Latino	71.68%	85.66%
Unknown	21.00%	11.85%

Totals may not add to 100% due to rounding

Cases by Arab Ethnicity

Arab Ethnicity	Percentage of Overall Cases by Ethnicity	Percentage of Deceased Cases by Ethnicity
Arab	4.26%	2.00%
Non-Arab	57.44%	48.89%
Unknown	38.30%	49.11%

Totals may not add to 100% due to rounding

PUBLIC USE DATASETS 10/28/2020

(Downloadable .xlsx files)

Cases and Deaths by County

Cases and Deaths by County by Date

Cases by Demographics Statewide

COVID-19 Tests by County

Diagnostic Tests by Result and County

Cumulative Total of Recovered COVID-19 Cases

Cumulative Total of Recovered COVID-19 Cases (as of 10/23/2020): **114,939**

Note on recovery: During this response, MDHHS is reviewing vital records statistics to identify any laboratory confirmed COVID-19 cases who are 30 days out from their onset of illness to represent recovery status. As the pandemic continues to impact Michigan, this pool will expand to include more cases. Recovered is defined as the number of persons with a confirmed COVID-19 diagnosis who are alive 30 days post-onset (or referral date if onset is not available). The number of persons recovered on October 23, 2020 represents COVID-19 confirmed individuals with an onset date on or prior to September 23, 2020. If an individual dies from a COVID-related cause >30 days from onset/referral, they are removed from the number of persons recovered. These numbers will be updated every Saturday.

Source: Michigan Disease Surveillance System and Vital Records



●
MICHIGAN.GOV HOME
ADA
MICHIGAN NEWS
POLICIES



View Cases

View Deaths

View Table

Select Preparedness Region:

All

Select County:

All

This report is provisional and subject to change. City of Detroit and Wayne County are reported separately. MDHHS began tracking probable cases April 5, 2020. FCI indicates federal correctional institute. MDOC indicates Michigan Department of Corrections. Diagnostic tests, including nucleic acid amplification/real-time polymerase chain reaction (NAAT/RT-PCR) and rapid virus antigen detection point of care (POC) tests, look for current infection. Serology (antibody) tests are used to look for the possibility of previous infection.

Source: Michigan Disease Surveillance System (MDSS) and Vital Records.

COVID-19 Cases by County

Confirmed cases include individuals with a positive diagnostic test for COVID-19. Probable cases include individuals with COVID-19 symptoms and an epidemiologic link to confirmed COVID-19, but no diagnostic test.

Cases by County

11-80

81-363

364-2773

2774-25562

25563+

Michigan

Wednesday, October 28, 2020

Michigan (Statewide) Case Fatality Rate

4.3%

Current Totals

Case Status	Cases	Deaths
Confirmed	167,545	7,257
Probable	18,389	349
Total	185,934	7,606

Laboratory Testing

Test Type	Tests Performed
Diagnostic	4,732,725
Serology	323,494
Total	5,056,219

View Cases

View Deaths

View Table

Select Preparedness Region:

All

Select County:

All

This report is provisional and subject to change. City of Detroit and Wayne County are reported separately. MDHHS began tracking probable cases April 5, 2020. FCI indicates federal correctional institute. MDOC indicates Michigan Department of Corrections. Diagnostic tests, including nucleic acid amplification/real-time polymerase chain reaction (NAAT/RT-PCR) and rapid virus antigen detection point of care (POC) tests, look for current infection. Serology (antibody) tests are used to look for the possibility of previous infection.

Source: Michigan Disease Surveillance System (MDSS) and Vital Records.

COVID-19 Deaths by County

Confirmed deaths include individuals who had a confirmed COVID-19 infection and are classified as deceased by the case investigation, have COVID-19 indicated as a cause of death on their death certificate, or who die within 30 days of infection and their manner of death is listed as natural. Probable deaths include individuals who have COVID indicated on their death certificate, but have not had a positive diagnostic test.

Deaths by County

0

1-4

5-28

29-184

185-1664

1665+

Michigan

Wednesday, October 28, 2020

Michigan (Statewide) Case Fatality Rate

4.3%

Current Totals

Case Status	Cases	Deaths
Confirmed	167,545	7,257
Probable	18,389	349
Total	185,934	7,606

Laboratory Testing

Test Type	Tests Performed
Diagnostic	4,732,725
Serology	323,494
Total	5,056,219

CURRENT STATUS

DAILY CASES

CUMULATIVE TRENDS

DEMOGRAPHICS

TOTAL TESTING

DIAGNOSTIC TESTING

LEARN MORE

Confirmed Cases

Deaths

View Table

Select Preparedness Region:

All

Select County:

All

Cases are shown by onset date or by lab specimen collection date if onset date was unavailable. Deaths are shown by date of death or date of last status update if date of death was unavailable. Tracking of probable cases and deaths did not begin until April 5, 2020, therefore only probable cases referred for investigation on or after April 5, 2020 are displayed (onset may have been prior).

Notes: FCI indicates federal correctional institute. MDOC indicates Michigan Department of Corrections.

Daily Cases by Status

The number of daily confirmed cases represent the total number of people who had a positive diagnostic test for COVID-19 by the date of the onset of their symptoms.

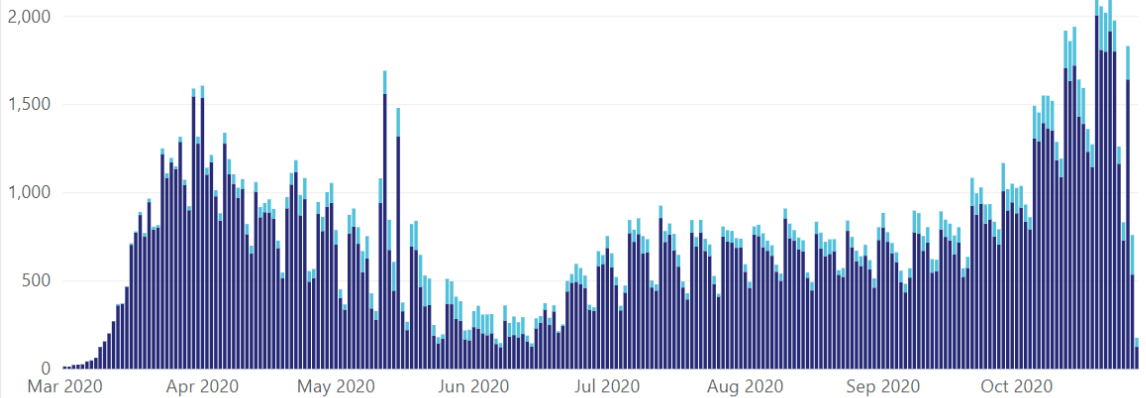
Filter by Date:

3/1/2020

10/28/2020

Cases by Date of Onset

Case Status ● Confirmed ● Probable



CURRENT STATUS

DAILY CASES

CUMULATIVE TRENDS

DEMOGRAPHICS

TOTAL TESTING

DIAGNOSTIC TESTING

LEARN MORE

Confirmed Cases

Deaths

View Table

Select Preparedness Region:

All

Select County:

All

Cases are shown by onset date or by lab specimen collection date if onset date was unavailable. Deaths are shown by date of death or date of last status update if date of death was unavailable. Tracking of probable cases and deaths did not begin until April 5, 2020, therefore only probable cases referred for investigation on or after April 5, 2020 are displayed (onset may have been prior).

Notes: FCI indicates federal correctional institute. MDOC indicates Michigan Department of Corrections.

Daily Deaths by Status

Confirmed deaths include individuals who had a confirmed COVID-19 infection and are classified as deceased by the case investigation, have COVID-19 indicated as a cause of death on their death certificate, or who die within 30 days of infection and their manner of death is listed as natural. Data are shown by the date of death.

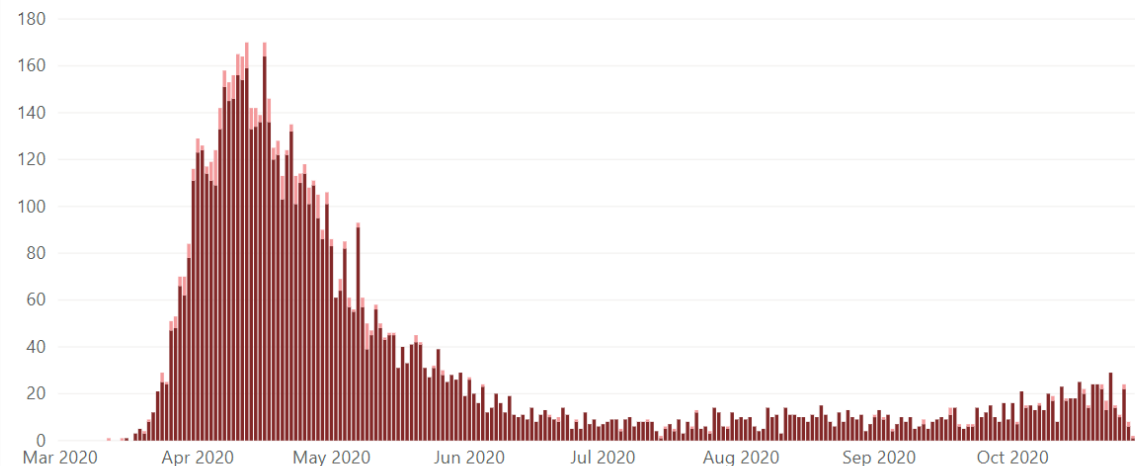
Filter by Date:

3/1/2020

10/28/2020

Deaths by Date of Death

Case Status ● Confirmed ● Probable



Cumulative Confirmed Cases and Deaths among Confirmed Cases

Cumulative cases represent the total number of people who had a positive diagnostic test for COVID-19. Cases are shown by the date of onset of symptoms. Cumulative Deaths represent the total number of people who had a confirmed COVID-19 infection and are classified as deceased by the case investigation, have COVID-19 indicated as a cause of death on their death certificate, or who die within 30 days of infection and their manner of death is listed as natural. Deaths are shown by date of death.

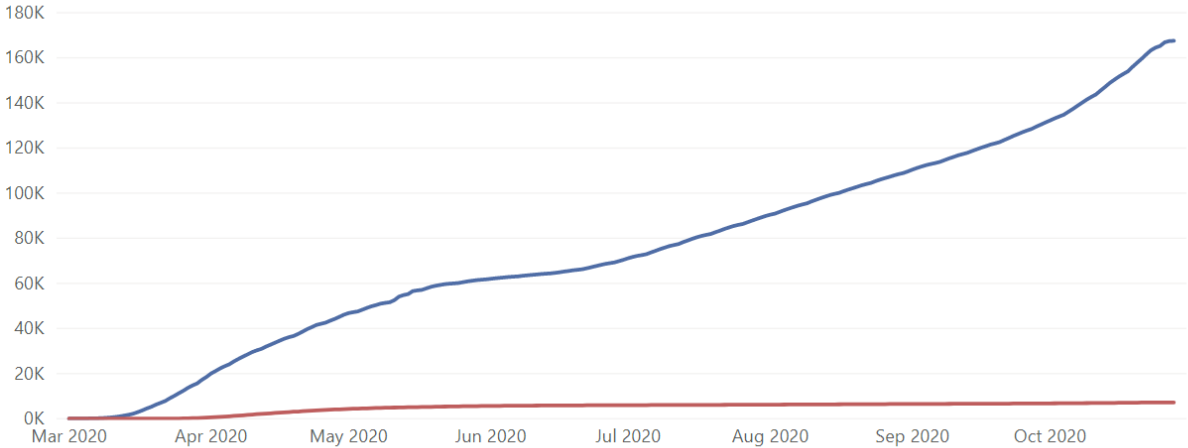
Filter By Date:

3/1/2020

10/28/2020

Cumulative Confirmed Cases and Deaths among Confirmed Cases by Date

Confirmed Cases Deaths



Cases are shown by onset date or by lab specimen collection date if onset date was unavailable. Deaths are shown by date of death or date of last status update if date of death was unavailable. Tracking of probable cases and deaths did not begin until April 5, 2020, therefore these data are not displayed by date.

Notes: FCI indicates federal correctional institute. MDOC indicates Michigan Department of Corrections.

Cases by Demographic Characteristics

Data are suppressed when the number of cases is five or below to protect the confidentiality of individuals. The sum of the cases for individual categories may be fewer than the total number of cases due to data suppression. Rates are not calculated for multiple races, other, and unknown race categories due to the unavailability of an appropriate denominator.

Cases

Deaths

Select case status:

- Confirmed
- Probable

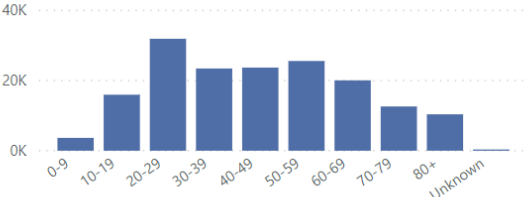
Select Preparedness Region:

All

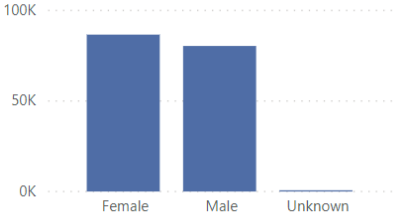
Select county:

All

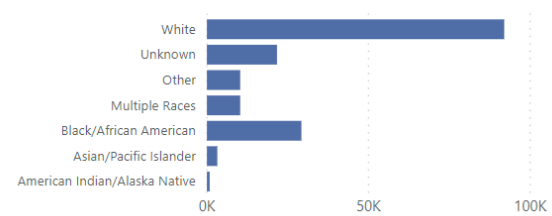
Cases by Age Group



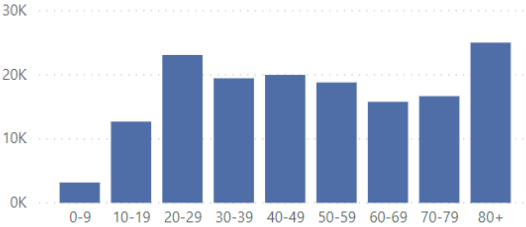
Cases by Sex



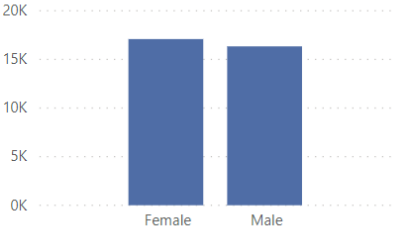
Cases by Race



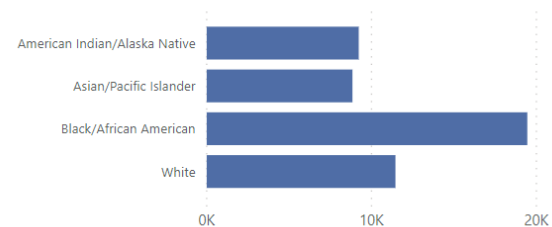
Cases per Million by Age Group



Cases per Million by Sex



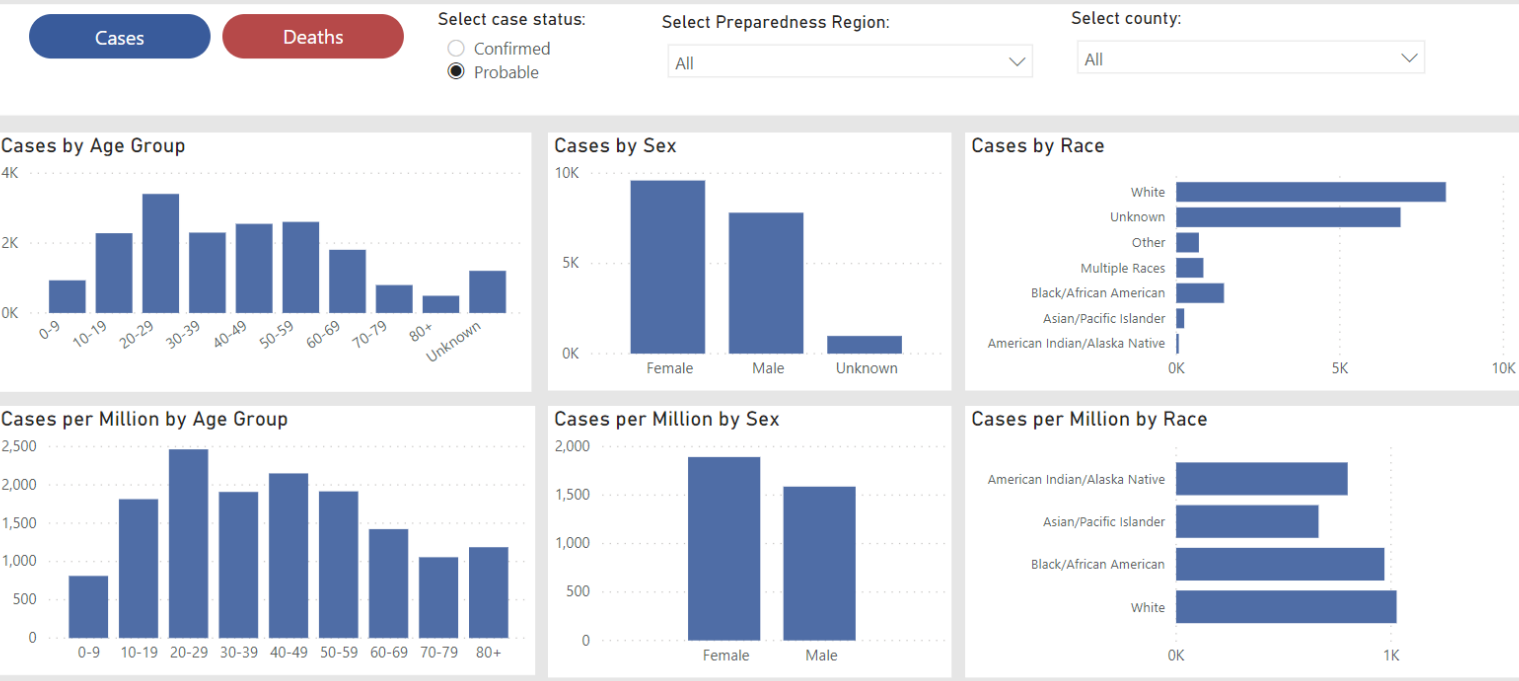
Cases per Million by Race



Current Status	Daily Cases	Cumulative Trends	Demographics	Total Testing	Diagnostic Testing	Learn More
----------------	-------------	-------------------	--------------	---------------	--------------------	------------

Cases by Demographic Characteristics

Data are suppressed when the number of cases is five or below to protect the confidentiality of individuals. The sum of the cases for individual categories may be fewer than the total number of cases due to data suppression. Rates are not calculated for multiple races, other, and unknown race categories due to the unavailability of an appropriate denominator.



Current Status	Daily Cases	Cumulative Trends	Demographics	Total Testing	Diagnostic Testing	Learn More
----------------	-------------	-------------------	--------------	---------------	--------------------	------------

Deaths by Demographic Characteristics

Data are suppressed when the number of deaths is five or below to protect the confidentiality of individuals. The sum of the deaths for individual categories may be fewer than the total number of deaths due to data suppression. Rates are not calculated for multiple races, other, and unknown race categories due to the unavailability of an appropriate denominator.



Deaths by Demographic Characteristics

Data are suppressed when the number of deaths is five or below to protect the confidentiality of individuals. The sum of the deaths for individual categories may be fewer than the total number of deaths due to data suppression. Rates are not calculated for multiple races, other, and unknown race categories due to the unavailability of an appropriate denominator.



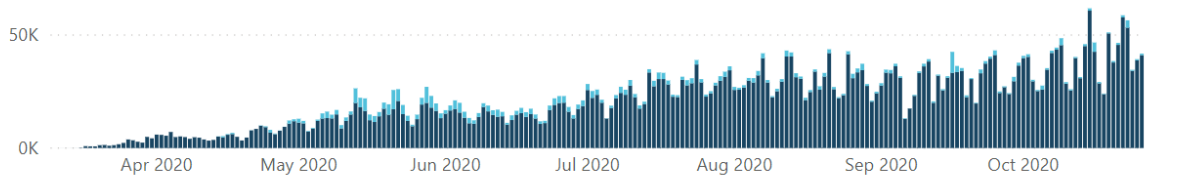
Total Covid-19 Laboratory Tests

Total testing includes both diagnostic tests which are used to determine if an individual currently has COVID-19 and serology testing which is used to determine if a person has antibodies to Covid-19.



Total Laboratory Tests by Type and Date

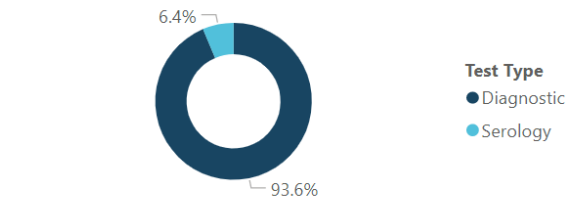
Test Type ● Diagnostic ● Serology



Total Tests Completed to Date

Test Type	Count	Tests per Million Residents
Diagnostic	4,787,218	479,147
Serology	326,036	32,633
Total	5,113,254	511,779

Percent of Tests Completed by Type



Diagnostic tests are used to find current infection and look for genes or proteins from the severe acute respiratory syndrome coronavirus 2 (SARS-CoV-2), the virus that causes COVID-19. These tests, which are performed as nasal swabs, include: Nucleic acid amplification test/real-time polymerase chain reaction (NAAT/RT-PCR) test and rapid virus antigen detection point of care (POC) tests.

Serology tests are used to look for the possibility of previous infection. Serology tests look for antibodies to SARS-CoV-2 in the blood. There are currently two types of serology tests: the enzyme-linked immunosorbent assay (ELISA) test and the rapid antibody detection POC test. Serology tests do not diagnose disease and do not guarantee immunity, but might provide information about previous infection.

CURRENT STATUS	DAILY CASES	CUMULATIVE TRENDS	DEMOGRAPHICS	TOTAL TESTING	DIAGNOSTIC TESTING	LEARN MORE
----------------	-------------	-------------------	--------------	---------------	--------------------	------------

View Table

View Charts

Select Preparedness Region

All

Select County

All

Diagnostic Covid-19 Laboratory Tests

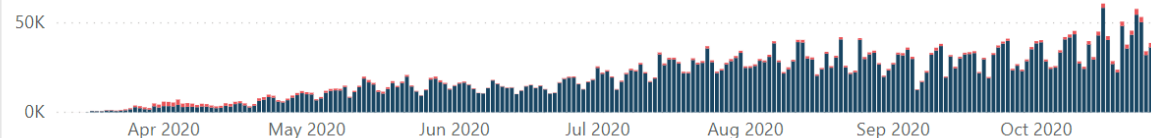
Diagnostic tests are used to determine if an individual is currently infected with Covid-19.

Filter by Date

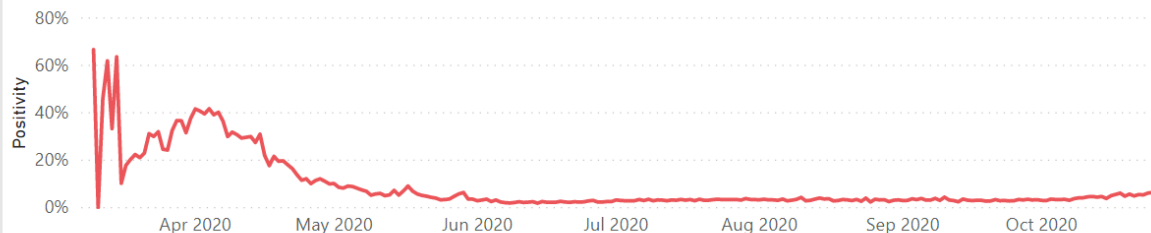
3/10/2020 10/26/2020

Total Laboratory Tests by Type and Date

Test Type ● Negative ● Positive



Percent of Diagnostic Tests That Were Positive



Diagnostic tests are used to find current infection and look for genes or proteins from the severe acute respiratory syndrome coronavirus 2 (SARS-CoV-2), the virus that causes COVID-19. These tests, which are performed as nasal swabs, include: Nucleic acid amplification test/real-time polymerase chain reaction (NAAT/RT-PCR) test and rapid virus antigen detection point of care (POC) tests. Diagnostic tests do not include serology tests which look for antibodies to SARS-CoV-2 in the blood.

CURRENT STATUS	DAILY CASES	CUMULATIVE TRENDS	DEMOGRAPHICS	TOTAL TESTING	DIAGNOSTIC TESTING	LEARN MORE
----------------	-------------	-------------------	--------------	---------------	--------------------	------------

Where does the data come from?

The State of Michigan COVID-19 Dashboard displays the most recent provisional data reported to the Michigan Department of Health and Humans Services (MDHHS) about cases in Michigan by selected demographics and county of residence (City of Detroit and Wayne County are reported separately). Data are reported to MDHHS via the [Michigan Disease Surveillance System \(MDSS\)](#). Provisional Death data are provided by the MDHHS Division for [Vital Records & Health Statistics](#).

How does MDHHS classify confirmed and probable cases?

Confirmed cases only include individuals who have had a positive diagnostic laboratory test for COVID-19. Probable cases include individuals who have symptoms consistent with COVID-19 and an epidemiologic link to a confirmed case or a positive serology (antibody) test, but do not have a positive diagnostic laboratory test for COVID-19 and individuals with a positive serology (antibody) test for COVID-19 and an epidemiologic link to a confirmed case.

How does MDHHS classify confirmed and probable deaths?

Confirmed deaths include individuals who meet one or more of the following conditions: 1) Have been identified as a confirmed case and classified as deceased as a result of a case investigation in the Michigan Disease Surveillance System (MDSS). MDSS is the database used by state and local health department to monitor reportable diseases like COVID-19; 2) have been identified as a confirmed case in MDSS had have a death certificate with COVID-19 listed as a cause of death; 3) have been identified as a confirmed case in MDSS and die within 30 days of onset of COVID-19 infection and have a death certificate which classifies their manner death as 'natural'. Probable deaths include individuals who have COVID indicated as a cause of death on their death certificate but have not had a positive diagnostic laboratory test.

Why do the number of probable cases fluctuate?

The number of probable cases can change daily based on the investigation efforts of the health department. When a probable case is first reported, local and/or state health department staff investigate to determine if the person meets the case definition of probable. As additional information is gathered, the case could be re-classified to confirmed, remain as probable, or be determined as not a case.

Why do data in the demographics tab not sum to the total number of cases for a county or region?

Data are not shown whenever the number of cases for a particular demographic category is fewer than six to protect the confidentiality of individuals. Rates are not calculated for other, multiple, and unknown race because an appropriate population denominator is not available for these categories at the county level.

Where can I get more information about COVID-19?

Visit <https://www.michigan.gov/coronavirus> to find information on resources and assistance, answers to frequently asked questions, and the latest updates on Michigan's response to COVID-19. For COVID-19 updates from CDC visit <https://www.cdc.gov/coronavirus/2019-ncov>.

PUBLIC USE DATASETS

Cases and Deaths by County

README

Includes total cases and deaths to date by case status (confirmed or probable) and county.

County is based on the county of residence.

Confirmed cases only include individuals who have had a positive diagnostic laboratory test for COVID-19.

Probable cases include individuals who have symptoms consistent with COVID-19 and an epidemiologic link to a confirmed case or a positive serology (antibody) test, but do not have a positive diagnostic laboratory test for COVID-19 and individuals with a positive serology (antibody) test for COVID-19 and an epidemiologic link to a confirmed case.

Confirmed deaths include individuals who meet one or more of the following conditions: 1) Have been identified as a confirmed case and classified as deceased as a result of a case investigation in the Michigan Disease Surveillance System (MDSS). MDSS is the database used by state and local health department to monitor reportable diseases like COVID-19; 2) have been identified as a confirmed case in MDSS had have a death certificate with COVID-19 listed as a cause of death; 3) have been identified as a confirmed case in MDSS and die within 30 days of onset of COVID-19 infection and have a death certificate which classifies their manner death as 'natural'.

Probable deaths include individuals who have COVID indicated as a cause of death on their death certificate but have not had a positive diagnostic laboratory test.

The number of probable cases can change daily based on information obtained through the health department investigation. Probable cases can be re-classified as a confirmed case or determined to not be a case.

CASES AND DEATHS BY COUNTY 2020-10-28

Updated	COUNTY	ConfirmedCases	ConfirmedDeaths	ProbableCases	ProbableDeaths
2020/10/28 14:37:20	Alcona	46	3	8	0
2020/10/28 14:37:20	Alger	89	1	28	0
2020/10/28 14:37:20	Allegan	1195	7	130	0
2020/10/28 14:37:20	Alpena	142	14	21	0
2020/10/28 14:37:20	Antrim	117	0	13	0
2020/10/28 14:37:20	Arenac	92	3	10	0
2020/10/28 14:37:20	Baraga	87	4	14	0
2020/10/28 14:37:20	Barry	650	6	66	0
2020/10/28 14:37:20	Bay	1313	62	120	0
2020/10/28 14:37:20	Benzie	115	2	10	0
2020/10/28 14:37:20	Berrien	2525	81	249	1
2020/10/28 14:37:20	Branch	791	10	108	1
2020/10/28 14:37:20	Calhoun	2628	69	348	2
2020/10/28 14:37:20	Cass	934	24	91	0
2020/10/28 14:37:20	Charlevoix	166	4	24	0
2020/10/28 14:37:20	Cheboygan	133	2	21	0
2020/10/28 14:37:20	Chippewa	89	0	72	0
2020/10/28 14:37:20	Clare	252	11	39	0
2020/10/28 14:37:20	Clinton	1021	16	128	0
2020/10/28 14:37:20	Crawford	139	5	14	0
2020/10/28 14:37:20	Delta	1120	24	143	3
2020/10/28 14:37:20	Dickinson	639	19	21	1
2020/10/28 14:37:20	Eaton	1074	11	106	0
2020/10/28 14:37:20	Emmet	250	4	18	0
2020/10/28 14:37:20	Genesee	5858	312	1040	26
2020/10/28 14:37:20	Gladwin	184	2	32	0
2020/10/28 14:37:20	Gogebic	290	3	123	6
2020/10/28 14:37:20	Grand Traverse	731	13	79	0
2020/10/28 14:37:20	Gratiot	464	17	69	0
2020/10/28 14:37:20	Hillsdale	476	27	54	2
2020/10/28 14:37:20	Houghton	783	8	159	1
2020/10/28 14:37:20	Huron	234	5	43	0
2020/10/28 14:37:20	Ingham	4591	65	92	0
2020/10/28 14:37:20	Ionia	691	8	40	0
2020/10/28 14:37:20	Iosco	245	15	49	1
2020/10/28 14:37:20	Iron	411	22	32	3
2020/10/28 14:37:20	Isabella	949	15	116	0
2020/10/28 14:37:20	Jackson	1828	65	33	2
2020/10/28 14:37:20	Kalamazoo	3995	103	894	3
2020/10/28 14:37:20	Kalkaska	113	4	17	0
2020/10/28 14:37:20	Kent	13848	182	930	3
2020/10/28 14:37:20	Keweenaw	20	0	3	0
2020/10/28 14:37:20	Lake	60	1	4	0
2020/10/28 14:37:20	Lapeer	788	37	154	1
2020/10/28 14:37:20	Leelanau	139	2	12	0
2020/10/28 14:37:20	Lenawee	1105	20	57	0
2020/10/28 14:37:20	Livingston	1852	32	290	1

2020/10/28 14:37:20	Luce	47	0	19	1
2020/10/28 14:37:20	Mackinac	127	0	35	0
2020/10/28 14:37:20	Macomb	17817	1039	1012	49
2020/10/28 14:37:20	Manistee	130	3	9	0
2020/10/28 14:37:20	Marquette	934	15	149	0
2020/10/28 14:37:20	Mason	228	1	22	0
2020/10/28 14:37:20	Mecosta	516	4	25	0
2020/10/28 14:37:20	Menominee	648	5	81	0
2020/10/28 14:37:20	Midland	901	14	165	0
2020/10/28 14:37:20	Missaukee	73	1	18	0
2020/10/28 14:37:20	Monroe	1822	37	254	1
2020/10/28 14:37:20	Montcalm	600	13	80	0
2020/10/28 14:37:20	Montmorency	26	0	3	0
2020/10/28 14:37:20	Muskegon	2152	82	75	0
2020/10/28 14:37:20	Newaygo	628	3	22	0
2020/10/28 14:37:20	Oakland	20743	1186	4820	51
2020/10/28 14:37:20	Oceana	605	6	32	0
2020/10/28 14:37:20	Ogemaw	97	5	20	0
2020/10/28 14:37:20	Ontonagon	91	0	15	0
2020/10/28 14:37:20	Osceola	160	1	22	0
2020/10/28 14:37:20	Oscoda	37	2	19	0
2020/10/28 14:37:20	Otsego	232	11	30	1
2020/10/28 14:37:20	Ottawa	5035	71	244	5
2020/10/28 14:37:20	Presque Isle	55	1	10	0
2020/10/28 14:37:20	Roscommon	160	6	33	0
2020/10/28 14:37:20	Saginaw	3690	150	237	5
2020/10/28 14:37:20	Sanilac	201	6	9	1
2020/10/28 14:37:20	Schoolcraft	75	0	6	1
2020/10/28 14:37:20	Shiawassee	681	33	47	1
2020/10/28 14:37:20	St Clair	1322	64	272	1
2020/10/28 14:37:20	St Joseph	1089	19	167	2
2020/10/28 14:37:20	Tuscola	596	35	82	0
2020/10/28 14:37:20	Van Buren	1027	17	97	2
2020/10/28 14:37:20	Washtenaw	4942	119	626	0
2020/10/28 14:37:20	Wayne	21998	1333	2181	54
2020/10/28 14:37:20	Wexford	161	4	19	0
2020/10/28 14:37:20	MDOC	6685	75	6	0
2020/10/28 14:37:20	FCI	192	5	5	0
2020/10/28 14:37:20	Out-of-State	335	2	29	1
2020/10/28 14:37:20	Unknown	4	0	7	0
2020/10/28 14:37:20	Detroit City	15421	1549	1261	116

PUBLIC USE DATASETS

Cases by Demographics Statewide

README

Includes the total number of confirmed and probable cases and confirmed and probable deaths to date by demographic characteristics

Confirmed cases only include individuals who have had a positive diagnostic laboratory test for COVID-19.

Probable cases include individuals who have symptoms consistent with COVID-19 and an epidemiologic link to a confirmed case or a positive serology (antibody) test, but do not have a positive diagnostic laboratory test for COVID-19 and individuals with a positive serology (antibody) test for COVID-19 and an epidemiologic link to a confirmed case.

Confirmed deaths include individuals who meet one or more of the following conditions: 1) Have been identified as a confirmed case and classified as deceased as a result of a case investigation in the Michigan Disease Surveillance System (MDSS). MDSS is the database used by state and local health department to monitor reportable diseases like COVID-19; 2) have been identified as a confirmed case in MDSS had have a death certificate with COVID-19 listed as a cause of death; 3) have been identified as a confirmed case in MDSS and die within 30 days of onset of COVID-19 infection and have a death certificate which classifies their manner death as 'natural'.

Probable deaths include individuals who have COVID indicated as a cause of death on their death certificate but have not had a positive diagnostic laboratory test.

The number of probable cases can change daily based on information obtained through the health department investigation. Probable cases can be re-classified as a confirmed case or determined to not be a case.

Data is suppressed when the number of cases or deaths in a single category is between one and five to protect the confidentiality of individuals.

CASES BY DEMOGRAPHICS STATEWIDE 2020-10-28

CASE_STATUS	AgeCat	RaceCat	SEX	Cases	Deaths
Confirmed	0-9	American Indian/Alaska Native	Female	14	0
Confirmed	10-19	American Indian/Alaska Native	Female	50	0
Confirmed	20-29	American Indian/Alaska Native	Female	88	0
Confirmed	30-39	American Indian/Alaska Native	Female	72	0
Confirmed	40-49	American Indian/Alaska Native	Female	65	0
Confirmed	50-59	American Indian/Alaska Native	Female	71	0
Confirmed	60-69	American Indian/Alaska Native	Female	42	Suppressed
Confirmed	70-79	American Indian/Alaska Native	Female	25	Suppressed
Confirmed	80+	American Indian/Alaska Native	Female	12	Suppressed
Confirmed	Unknown	American Indian/Alaska Native	Female	0	0
Confirmed	0-9	Asian/Pacific Islander	Female	35	0
Confirmed	10-19	Asian/Pacific Islander	Female	150	0
Confirmed	20-29	Asian/Pacific Islander	Female	318	0
Confirmed	30-39	Asian/Pacific Islander	Female	299	0
Confirmed	40-49	Asian/Pacific Islander	Female	292	0
Confirmed	50-59	Asian/Pacific Islander	Female	263	Suppressed
Confirmed	60-69	Asian/Pacific Islander	Female	139	Suppressed
Confirmed	70-79	Asian/Pacific Islander	Female	66	11
Confirmed	80+	Asian/Pacific Islander	Female	66	23
Confirmed	Unknown	Asian/Pacific Islander	Female	0	0
Confirmed	0-9	Black/African American	Female	224	Suppressed
Confirmed	10-19	Black/African American	Female	645	Suppressed
Confirmed	20-29	Black/African American	Female	2439	Suppressed
Confirmed	30-39	Black/African American	Female	2364	8
Confirmed	40-49	Black/African American	Female	2409	55
Confirmed	50-59	Black/African American	Female	2322	111
Confirmed	60-69	Black/African American	Female	2106	236
Confirmed	70-79	Black/African American	Female	1395	330
Confirmed	80+	Black/African American	Female	1088	442
Confirmed	Unknown	Black/African American	Female	Suppressed	0
Confirmed	0-9	Multiple Races	Female	120	0
Confirmed	10-19	Multiple Races	Female	543	0
Confirmed	20-29	Multiple Races	Female	1129	0
Confirmed	30-39	Multiple Races	Female	831	0
Confirmed	40-49	Multiple Races	Female	914	Suppressed
Confirmed	50-59	Multiple Races	Female	985	Suppressed
Confirmed	60-69	Multiple Races	Female	608	Suppressed
Confirmed	70-79	Multiple Races	Female	299	12
Confirmed	80+	Multiple Races	Female	244	25
Confirmed	Unknown	Multiple Races	Female	Suppressed	0
Confirmed	0-9	Other	Female	217	0
Confirmed	10-19	Other	Female	629	0
Confirmed	20-29	Other	Female	1134	0
Confirmed	30-39	Other	Female	827	Suppressed
Confirmed	40-49	Other	Female	801	Suppressed
Confirmed	50-59	Other	Female	555	Suppressed
Confirmed	60-69	Other	Female	362	15

Confirmed	70-79	Other	Female	187	16
Confirmed	80+	Other	Female	153	29
Confirmed	Unknown	Other	Female	0	0
Confirmed	0-9	Unknown	Female	198	0
Confirmed	10-19	Unknown	Female	1021	0
Confirmed	20-29	Unknown	Female	1961	Suppressed
Confirmed	30-39	Unknown	Female	1537	0
Confirmed	40-49	Unknown	Female	1640	Suppressed
Confirmed	50-59	Unknown	Female	1692	8
Confirmed	60-69	Unknown	Female	1251	14
Confirmed	70-79	Unknown	Female	677	20
Confirmed	80+	Unknown	Female	742	41
Confirmed	Unknown	Unknown	Female	37	0
Confirmed	0-9	White	Female	938	0
Confirmed	10-19	White	Female	5319	0
Confirmed	20-29	White	Female	9809	Suppressed
Confirmed	30-39	White	Female	5997	12
Confirmed	40-49	White	Female	6111	27
Confirmed	50-59	White	Female	6907	75
Confirmed	60-69	White	Female	5272	200
Confirmed	70-79	White	Female	3682	454
Confirmed	80+	White	Female	4246	1245
Confirmed	Unknown	White	Female	28	0
Confirmed	0-9	American Indian/Alaska Native	Male	15	0
Confirmed	10-19	American Indian/Alaska Native	Male	39	0
Confirmed	20-29	American Indian/Alaska Native	Male	69	0
Confirmed	30-39	American Indian/Alaska Native	Male	67	0
Confirmed	40-49	American Indian/Alaska Native	Male	78	0
Confirmed	50-59	American Indian/Alaska Native	Male	62	Suppressed
Confirmed	60-69	American Indian/Alaska Native	Male	47	8
Confirmed	70-79	American Indian/Alaska Native	Male	28	6
Confirmed	80+	American Indian/Alaska Native	Male	10	Suppressed
Confirmed	Unknown	American Indian/Alaska Native	Male	0	0
Confirmed	0-9	Asian/Pacific Islander	Male	60	0
Confirmed	10-19	Asian/Pacific Islander	Male	125	0
Confirmed	20-29	Asian/Pacific Islander	Male	355	0
Confirmed	30-39	Asian/Pacific Islander	Male	289	0
Confirmed	40-49	Asian/Pacific Islander	Male	248	Suppressed
Confirmed	50-59	Asian/Pacific Islander	Male	233	Suppressed
Confirmed	60-69	Asian/Pacific Islander	Male	159	15
Confirmed	70-79	Asian/Pacific Islander	Male	71	17
Confirmed	80+	Asian/Pacific Islander	Male	42	18
Confirmed	Unknown	Asian/Pacific Islander	Male	0	0
Confirmed	0-9	Black/African American	Male	219	0
Confirmed	10-19	Black/African American	Male	678	0
Confirmed	20-29	Black/African American	Male	2063	11
Confirmed	30-39	Black/African American	Male	2148	29
Confirmed	40-49	Black/African American	Male	2280	74
Confirmed	50-59	Black/African American	Male	2527	204
Confirmed	60-69	Black/African American	Male	2269	349

Confirmed	70-79	Black/African American	Male	1379	426
Confirmed	80+	Black/African American	Male	636	317
Confirmed	Unknown	Black/African American	Male	Suppressed	0
Confirmed	0-9	Multiple Races	Male	155	Suppressed
Confirmed	10-19	Multiple Races	Male	497	0
Confirmed	20-29	Multiple Races	Male	884	0
Confirmed	30-39	Multiple Races	Male	658	Suppressed
Confirmed	40-49	Multiple Races	Male	712	Suppressed
Confirmed	50-59	Multiple Races	Male	748	Suppressed
Confirmed	60-69	Multiple Races	Male	542	22
Confirmed	70-79	Multiple Races	Male	267	15
Confirmed	80+	Multiple Races	Male	123	17
Confirmed	Unknown	Multiple Races	Male	Suppressed	0
Confirmed	0-9	Other	Male	226	0
Confirmed	10-19	Other	Male	701	0
Confirmed	20-29	Other	Male	1298	Suppressed
Confirmed	30-39	Other	Male	974	Suppressed
Confirmed	40-49	Other	Male	863	7
Confirmed	50-59	Other	Male	648	9
Confirmed	60-69	Other	Male	390	29
Confirmed	70-79	Other	Male	211	24
Confirmed	80+	Other	Male	89	16
Confirmed	Unknown	Other	Male	Suppressed	0
Confirmed	0-9	Unknown	Male	210	0
Confirmed	10-19	Unknown	Male	1054	0
Confirmed	20-29	Unknown	Male	2096	0
Confirmed	30-39	Unknown	Male	1710	Suppressed
Confirmed	40-49	Unknown	Male	1618	10
Confirmed	50-59	Unknown	Male	1737	9
Confirmed	60-69	Unknown	Male	1228	19
Confirmed	70-79	Unknown	Male	614	26
Confirmed	80+	Unknown	Male	361	34
Confirmed	Unknown	Unknown	Male	30	0
Confirmed	0-9	White	Male	1019	0
Confirmed	10-19	White	Male	4474	0
Confirmed	20-29	White	Male	8186	Suppressed
Confirmed	30-39	White	Male	5613	16
Confirmed	40-49	White	Male	5606	43
Confirmed	50-59	White	Male	6780	143
Confirmed	60-69	White	Male	5607	341
Confirmed	70-79	White	Male	3701	586
Confirmed	80+	White	Male	2555	938
Confirmed	Unknown	White	Male	22	0
Confirmed	0-9	American Indian/Alaska Native	Unknown	0	0
Confirmed	10-19	American Indian/Alaska Native	Unknown	0	0
Confirmed	20-29	American Indian/Alaska Native	Unknown	0	0
Confirmed	30-39	American Indian/Alaska Native	Unknown	0	0
Confirmed	40-49	American Indian/Alaska Native	Unknown	0	0
Confirmed	50-59	American Indian/Alaska Native	Unknown	0	0
Confirmed	60-69	American Indian/Alaska Native	Unknown	0	0

Confirmed	70-79	American Indian/Alaska Native	Unknown	Suppressed	0
Confirmed	80+	American Indian/Alaska Native	Unknown	0	0
Confirmed	Unknown	American Indian/Alaska Native	Unknown	0	0
Confirmed	0-9	Asian/Pacific Islander	Unknown	0	0
Confirmed	10-19	Asian/Pacific Islander	Unknown	Suppressed	0
Confirmed	20-29	Asian/Pacific Islander	Unknown	0	0
Confirmed	30-39	Asian/Pacific Islander	Unknown	Suppressed	0
Confirmed	40-49	Asian/Pacific Islander	Unknown	Suppressed	0
Confirmed	50-59	Asian/Pacific Islander	Unknown	0	0
Confirmed	60-69	Asian/Pacific Islander	Unknown	0	0
Confirmed	70-79	Asian/Pacific Islander	Unknown	0	0
Confirmed	80+	Asian/Pacific Islander	Unknown	0	0
Confirmed	Unknown	Asian/Pacific Islander	Unknown	0	0
Confirmed	0-9	Black/African American	Unknown	Suppressed	0
Confirmed	10-19	Black/African American	Unknown	7	0
Confirmed	20-29	Black/African American	Unknown	Suppressed	0
Confirmed	30-39	Black/African American	Unknown	Suppressed	0
Confirmed	40-49	Black/African American	Unknown	Suppressed	0
Confirmed	50-59	Black/African American	Unknown	6	0
Confirmed	60-69	Black/African American	Unknown	Suppressed	0
Confirmed	70-79	Black/African American	Unknown	Suppressed	0
Confirmed	80+	Black/African American	Unknown	Suppressed	0
Confirmed	Unknown	Black/African American	Unknown	0	0
Confirmed	0-9	Multiple Races	Unknown	0	0
Confirmed	10-19	Multiple Races	Unknown	Suppressed	0
Confirmed	20-29	Multiple Races	Unknown	10	0
Confirmed	30-39	Multiple Races	Unknown	Suppressed	0
Confirmed	40-49	Multiple Races	Unknown	Suppressed	0
Confirmed	50-59	Multiple Races	Unknown	Suppressed	0
Confirmed	60-69	Multiple Races	Unknown	Suppressed	0
Confirmed	70-79	Multiple Races	Unknown	Suppressed	0
Confirmed	80+	Multiple Races	Unknown	0	0
Confirmed	Unknown	Multiple Races	Unknown	Suppressed	0
Confirmed	0-9	Other	Unknown	Suppressed	0
Confirmed	10-19	Other	Unknown	Suppressed	0
Confirmed	20-29	Other	Unknown	6	0
Confirmed	30-39	Other	Unknown	Suppressed	0
Confirmed	40-49	Other	Unknown	6	0
Confirmed	50-59	Other	Unknown	Suppressed	0
Confirmed	60-69	Other	Unknown	Suppressed	0
Confirmed	70-79	Other	Unknown	0	0
Confirmed	80+	Other	Unknown	Suppressed	0
Confirmed	Unknown	Other	Unknown	Suppressed	0
Confirmed	0-9	Unknown	Unknown	8	0
Confirmed	10-19	Unknown	Unknown	17	0
Confirmed	20-29	Unknown	Unknown	54	0
Confirmed	30-39	Unknown	Unknown	41	0
Confirmed	40-49	Unknown	Unknown	54	0
Confirmed	50-59	Unknown	Unknown	47	0
Confirmed	60-69	Unknown	Unknown	27	0

Confirmed	70-79	Unknown	Unknown	6	0
Confirmed	80+	Unknown	Unknown	8	0
Confirmed	Unknown	Unknown	Unknown	6	0
Confirmed	0-9	White	Unknown	0	0
Confirmed	10-19	White	Unknown	21	0
Confirmed	20-29	White	Unknown	29	0
Confirmed	30-39	White	Unknown	17	0
Confirmed	40-49	White	Unknown	11	0
Confirmed	50-59	White	Unknown	6	0
Confirmed	60-69	White	Unknown	13	0
Confirmed	70-79	White	Unknown	Suppressed	0
Confirmed	80+	White	Unknown	Suppressed	0
Confirmed	Unknown	White	Unknown	0	0
Probable	0-9	American Indian/Alaska Native	Female	Suppressed	0
Probable	10-19	American Indian/Alaska Native	Female	Suppressed	0
Probable	20-29	American Indian/Alaska Native	Female	12	0
Probable	30-39	American Indian/Alaska Native	Female	Suppressed	0
Probable	40-49	American Indian/Alaska Native	Female	Suppressed	0
Probable	50-59	American Indian/Alaska Native	Female	6	0
Probable	60-69	American Indian/Alaska Native	Female	Suppressed	0
Probable	70-79	American Indian/Alaska Native	Female	Suppressed	0
Probable	80+	American Indian/Alaska Native	Female	0	0
Probable	Unknown	American Indian/Alaska Native	Female	Suppressed	0
Probable	0-9	Asian/Pacific Islander	Female	9	0
Probable	10-19	Asian/Pacific Islander	Female	19	0
Probable	20-29	Asian/Pacific Islander	Female	32	0
Probable	30-39	Asian/Pacific Islander	Female	23	0
Probable	40-49	Asian/Pacific Islander	Female	14	0
Probable	50-59	Asian/Pacific Islander	Female	19	0
Probable	60-69	Asian/Pacific Islander	Female	6	0
Probable	70-79	Asian/Pacific Islander	Female	Suppressed	0
Probable	80+	Asian/Pacific Islander	Female	0	0
Probable	Unknown	Asian/Pacific Islander	Female	Suppressed	0
Probable	0-9	Black/African American	Female	38	0
Probable	10-19	Black/African American	Female	63	0
Probable	20-29	Black/African American	Female	138	0
Probable	30-39	Black/African American	Female	116	0
Probable	40-49	Black/African American	Female	143	Suppressed
Probable	50-59	Black/African American	Female	149	8
Probable	60-69	Black/African American	Female	120	12
Probable	70-79	Black/African American	Female	52	13
Probable	80+	Black/African American	Female	38	25
Probable	Unknown	Black/African American	Female	8	0
Probable	0-9	Multiple Races	Female	28	0
Probable	10-19	Multiple Races	Female	63	0
Probable	20-29	Multiple Races	Female	82	0
Probable	30-39	Multiple Races	Female	37	0
Probable	40-49	Multiple Races	Female	71	0
Probable	50-59	Multiple Races	Female	65	0
Probable	60-69	Multiple Races	Female	47	0

Probable	70-79	Multiple Races	Female	16	0
Probable	80+	Multiple Races	Female	9	Suppressed
Probable	Unknown	Multiple Races	Female	17	0
Probable	0-9	Other	Female	30	0
Probable	10-19	Other	Female	59	0
Probable	20-29	Other	Female	75	0
Probable	30-39	Other	Female	60	0
Probable	40-49	Other	Female	58	0
Probable	50-59	Other	Female	31	Suppressed
Probable	60-69	Other	Female	17	Suppressed
Probable	70-79	Other	Female	10	0
Probable	80+	Other	Female	Suppressed	0
Probable	Unknown	Other	Female	8	0
Probable	0-9	Unknown	Female	66	0
Probable	10-19	Unknown	Female	285	0
Probable	20-29	Unknown	Female	581	0
Probable	30-39	Unknown	Female	423	0
Probable	40-49	Unknown	Female	499	0
Probable	50-59	Unknown	Female	513	0
Probable	60-69	Unknown	Female	393	Suppressed
Probable	70-79	Unknown	Female	159	0
Probable	80+	Unknown	Female	107	Suppressed
Probable	Unknown	Unknown	Female	261	0
Probable	0-9	White	Female	251	0
Probable	10-19	White	Female	669	0
Probable	20-29	White	Female	879	0
Probable	30-39	White	Female	527	0
Probable	40-49	White	Female	652	Suppressed
Probable	50-59	White	Female	661	Suppressed
Probable	60-69	White	Female	406	18
Probable	70-79	White	Female	199	23
Probable	80+	White	Female	149	60
Probable	Unknown	White	Female	102	0
Probable	0-9	American Indian/Alaska Native	Male	Suppressed	0
Probable	10-19	American Indian/Alaska Native	Male	6	0
Probable	20-29	American Indian/Alaska Native	Male	6	0
Probable	30-39	American Indian/Alaska Native	Male	Suppressed	0
Probable	40-49	American Indian/Alaska Native	Male	Suppressed	0
Probable	50-59	American Indian/Alaska Native	Male	Suppressed	0
Probable	60-69	American Indian/Alaska Native	Male	Suppressed	0
Probable	70-79	American Indian/Alaska Native	Male	0	0
Probable	80+	American Indian/Alaska Native	Male	Suppressed	Suppressed
Probable	Unknown	American Indian/Alaska Native	Male	Suppressed	0
Probable	0-9	Asian/Pacific Islander	Male	16	0
Probable	10-19	Asian/Pacific Islander	Male	11	0
Probable	20-29	Asian/Pacific Islander	Male	31	0
Probable	30-39	Asian/Pacific Islander	Male	25	0
Probable	40-49	Asian/Pacific Islander	Male	10	0
Probable	50-59	Asian/Pacific Islander	Male	11	0
Probable	60-69	Asian/Pacific Islander	Male	Suppressed	0

Probable	70-79	Asian/Pacific Islander	Male	Suppressed	Suppressed
Probable	80+	Asian/Pacific Islander	Male	0	0
Probable	Unknown	Asian/Pacific Islander	Male	0	0
Probable	0-9	Black/African American	Male	40	0
Probable	10-19	Black/African American	Male	60	0
Probable	20-29	Black/African American	Male	86	0
Probable	30-39	Black/African American	Male	69	0
Probable	40-49	Black/African American	Male	67	8
Probable	50-59	Black/African American	Male	95	8
Probable	60-69	Black/African American	Male	93	20
Probable	70-79	Black/African American	Male	47	26
Probable	80+	Black/African American	Male	21	15
Probable	Unknown	Black/African American	Male	Suppressed	0
Probable	0-9	Multiple Races	Male	33	0
Probable	10-19	Multiple Races	Male	56	0
Probable	20-29	Multiple Races	Male	73	0
Probable	30-39	Multiple Races	Male	44	0
Probable	40-49	Multiple Races	Male	54	Suppressed
Probable	50-59	Multiple Races	Male	41	0
Probable	60-69	Multiple Races	Male	30	0
Probable	70-79	Multiple Races	Male	14	0
Probable	80+	Multiple Races	Male	Suppressed	Suppressed
Probable	Unknown	Multiple Races	Male	22	0
Probable	0-9	Other	Male	24	0
Probable	10-19	Other	Male	59	0
Probable	20-29	Other	Male	69	0
Probable	30-39	Other	Male	59	0
Probable	40-49	Other	Male	52	0
Probable	50-59	Other	Male	29	0
Probable	60-69	Other	Male	19	Suppressed
Probable	70-79	Other	Male	9	Suppressed
Probable	80+	Other	Male	Suppressed	0
Probable	Unknown	Other	Male	8	0
Probable	0-9	Unknown	Male	79	0
Probable	10-19	Unknown	Male	288	0
Probable	20-29	Unknown	Male	472	0
Probable	30-39	Unknown	Male	422	Suppressed
Probable	40-49	Unknown	Male	378	Suppressed
Probable	50-59	Unknown	Male	413	0
Probable	60-69	Unknown	Male	287	Suppressed
Probable	70-79	Unknown	Male	122	Suppressed
Probable	80+	Unknown	Male	53	Suppressed
Probable	Unknown	Unknown	Male	204	0
Probable	0-9	White	Male	279	0
Probable	10-19	White	Male	595	0
Probable	20-29	White	Male	773	Suppressed
Probable	30-39	White	Male	420	Suppressed
Probable	40-49	White	Male	463	Suppressed
Probable	50-59	White	Male	492	7
Probable	60-69	White	Male	330	15

Probable	70-79	White	Male	141	15
Probable	80+	White	Male	100	31
Probable	Unknown	White	Male	72	0
Probable	0-9	American Indian/Alaska Native	Unknown	0	0
Probable	10-19	American Indian/Alaska Native	Unknown	0	0
Probable	20-29	American Indian/Alaska Native	Unknown	Suppressed	0
Probable	30-39	American Indian/Alaska Native	Unknown	0	0
Probable	40-49	American Indian/Alaska Native	Unknown	0	0
Probable	50-59	American Indian/Alaska Native	Unknown	0	0
Probable	60-69	American Indian/Alaska Native	Unknown	0	0
Probable	70-79	American Indian/Alaska Native	Unknown	0	0
Probable	80+	American Indian/Alaska Native	Unknown	0	0
Probable	Unknown	American Indian/Alaska Native	Unknown	0	0
Probable	0-9	Asian/Pacific Islander	Unknown	0	0
Probable	10-19	Asian/Pacific Islander	Unknown	0	0
Probable	20-29	Asian/Pacific Islander	Unknown	Suppressed	0
Probable	30-39	Asian/Pacific Islander	Unknown	Suppressed	0
Probable	40-49	Asian/Pacific Islander	Unknown	Suppressed	0
Probable	50-59	Asian/Pacific Islander	Unknown	Suppressed	0
Probable	60-69	Asian/Pacific Islander	Unknown	0	0
Probable	70-79	Asian/Pacific Islander	Unknown	0	0
Probable	80+	Asian/Pacific Islander	Unknown	0	0
Probable	Unknown	Asian/Pacific Islander	Unknown	0	0
Probable	0-9	Black/African American	Unknown	0	0
Probable	10-19	Black/African American	Unknown	0	0
Probable	20-29	Black/African American	Unknown	Suppressed	0
Probable	30-39	Black/African American	Unknown	Suppressed	0
Probable	40-49	Black/African American	Unknown	Suppressed	0
Probable	50-59	Black/African American	Unknown	Suppressed	0
Probable	60-69	Black/African American	Unknown	Suppressed	0
Probable	70-79	Black/African American	Unknown	0	0
Probable	80+	Black/African American	Unknown	0	0
Probable	Unknown	Black/African American	Unknown	Suppressed	0
Probable	0-9	Multiple Races	Unknown	Suppressed	0
Probable	10-19	Multiple Races	Unknown	Suppressed	0
Probable	20-29	Multiple Races	Unknown	9	0
Probable	30-39	Multiple Races	Unknown	Suppressed	0
Probable	40-49	Multiple Races	Unknown	Suppressed	0
Probable	50-59	Multiple Races	Unknown	Suppressed	0
Probable	60-69	Multiple Races	Unknown	Suppressed	0
Probable	70-79	Multiple Races	Unknown	0	0
Probable	80+	Multiple Races	Unknown	0	0
Probable	Unknown	Multiple Races	Unknown	Suppressed	0
Probable	0-9	Other	Unknown	Suppressed	0
Probable	10-19	Other	Unknown	Suppressed	0
Probable	20-29	Other	Unknown	0	0
Probable	30-39	Other	Unknown	0	0
Probable	40-49	Other	Unknown	Suppressed	0
Probable	50-59	Other	Unknown	Suppressed	0
Probable	60-69	Other	Unknown	Suppressed	0

Probable	70-79	Other	Unknown	0	0
Probable	80+	Other	Unknown	0	0
Probable	Unknown	Other	Unknown	Suppressed	0
Probable	0-9	Unknown	Unknown	23	0
Probable	10-19	Unknown	Unknown	34	0
Probable	20-29	Unknown	Unknown	73	0
Probable	30-39	Unknown	Unknown	55	0
Probable	40-49	Unknown	Unknown	62	0
Probable	50-59	Unknown	Unknown	62	0
Probable	60-69	Unknown	Unknown	42	0
Probable	70-79	Unknown	Unknown	19	0
Probable	80+	Unknown	Unknown	Suppressed	0
Probable	Unknown	Unknown	Unknown	478	0
Probable	0-9	White	Unknown	9	0
Probable	10-19	White	Unknown	9	0
Probable	20-29	White	Unknown	12	0
Probable	30-39	White	Unknown	6	0
Probable	40-49	White	Unknown	14	0
Probable	50-59	White	Unknown	13	0
Probable	60-69	White	Unknown	Suppressed	0
Probable	70-79	White	Unknown	Suppressed	0
Probable	80+	White	Unknown	Suppressed	0
Probable	Unknown	White	Unknown	13	0

PUBLIC USE DATASETS

COVID-19 Tests by County

README

Data includes tests by type (diagnostic, serology or total combined) by county.

Diagnostic tests are used to find current infection and look for genes or proteins from the severe acute respiratory syndrome coronavirus 2 (SARS-CoV-2), the virus that causes COVID-19. These tests, which are performed as nasal swabs, include: Nucleic acid amplification test/real-time polymerase chain reaction (NAAT/RT-PCR) test and rapid virus antigen detection point of care (POC) tests.

Serology tests are used to look for the possibility of previous infection. Serology tests look for antibodies to SARS-CoV-2 in the blood. There are currently two types of serology tests: the enzyme-linked immunosorbent assay (ELISA) test and the rapid antibody detection POC test. Serology tests do not diagnose disease and do not guarantee immunity, but might provide information about previous infection.

Correctional includes state and federal prisons and county and city detection facilities. Testing data represents total tests performed, not individuals tested. A single individual may have more than one test completed.

COVID-19 TESTS BY COUNTY 2020-10-28

Updated	COUNTY	TestType	Count	RatePerMillion
2020/10/28 14:37:24	Alcona	Diagnostic	2693	258818
2020/10/28 14:37:24	Alcona	Serology	77	7400
2020/10/28 14:37:24	Alcona	Total	2770	266218
2020/10/28 14:37:24	Alger	Diagnostic	2422	265920
2020/10/28 14:37:24	Alger	Serology	95	10430
2020/10/28 14:37:24	Alger	Total	2517	276350
2020/10/28 14:37:24	Allegan	Diagnostic	43576	369035
2020/10/28 14:37:24	Allegan	Serology	1223	10357
2020/10/28 14:37:24	Allegan	Total	44799	379392
2020/10/28 14:37:24	Alpena	Diagnostic	4230	148917
2020/10/28 14:37:24	Alpena	Serology	299	10526
2020/10/28 14:37:24	Alpena	Total	4529	159444
2020/10/28 14:37:24	Antrim	Diagnostic	7487	321000
2020/10/28 14:37:24	Antrim	Serology	262	11233
2020/10/28 14:37:24	Antrim	Total	7749	332233
2020/10/28 14:37:24	Arenac	Diagnostic	5119	343949
2020/10/28 14:37:24	Arenac	Serology	206	13841
2020/10/28 14:37:24	Arenac	Total	5325	357791
2020/10/28 14:37:24	Baraga	Diagnostic	6980	850286
2020/10/28 14:37:24	Baraga	Serology	46	5604
2020/10/28 14:37:24	Baraga	Total	7026	855890
2020/10/28 14:37:24	Barry	Diagnostic	22361	363298
2020/10/28 14:37:24	Barry	Serology	885	14379
2020/10/28 14:37:24	Barry	Total	23246	377677
2020/10/28 14:37:24	Bay	Diagnostic	45847	444573
2020/10/28 14:37:24	Bay	Serology	2643	25629
2020/10/28 14:37:24	Bay	Total	48490	470202
2020/10/28 14:37:24	Benzie	Diagnostic	5822	327705
2020/10/28 14:37:24	Benzie	Serology	234	13171
2020/10/28 14:37:24	Benzie	Total	6056	340876
2020/10/28 14:37:24	Berrien	Diagnostic	90331	588855
2020/10/28 14:37:24	Berrien	Serology	2628	17132
2020/10/28 14:37:24	Berrien	Total	92959	605987
2020/10/28 14:37:24	Branch	Diagnostic	14463	332353
2020/10/28 14:37:24	Branch	Serology	196	4504
2020/10/28 14:37:24	Branch	Total	14659	336857
2020/10/28 14:37:24	Calhoun	Diagnostic	81261	605707
2020/10/28 14:37:24	Calhoun	Serology	908	6768
2020/10/28 14:37:24	Calhoun	Total	82169	612475
2020/10/28 14:37:24	Cass	Diagnostic	16128	311430
2020/10/28 14:37:24	Cass	Serology	329	6353
2020/10/28 14:37:24	Cass	Total	16457	317782
2020/10/28 14:37:24	Charlevoix	Diagnostic	9154	350151
2020/10/28 14:37:24	Charlevoix	Serology	482	18437
2020/10/28 14:37:24	Charlevoix	Total	9636	368588
2020/10/28 14:37:24	Cheboygan	Diagnostic	5074	200744
2020/10/28 14:37:24	Cheboygan	Serology	283	11196

2020/10/28 14:37:24	Cheboygan	Total	5357	211940
2020/10/28 14:37:24	Chippewa	Diagnostic	7023	188037
2020/10/28 14:37:24	Chippewa	Serology	142	3802
2020/10/28 14:37:24	Chippewa	Total	7165	191839
2020/10/28 14:37:24	Clare	Diagnostic	6704	216607
2020/10/28 14:37:24	Clare	Serology	420	13570
2020/10/28 14:37:24	Clare	Total	7124	230178
2020/10/28 14:37:24	Clinton	Diagnostic	23372	293637
2020/10/28 14:37:24	Clinton	Serology	2704	33972
2020/10/28 14:37:24	Clinton	Total	26076	327609
2020/10/28 14:37:24	Correctional	Diagnostic	192411	
2020/10/28 14:37:24	Correctional	Serology	11992	
2020/10/28 14:37:24	Correctional	Total	204403	
2020/10/28 14:37:24	Crawford	Diagnostic	3933	280348
2020/10/28 14:37:24	Crawford	Serology	115	8197
2020/10/28 14:37:24	Crawford	Total	4048	288545
2020/10/28 14:37:24	Delta	Serology	296	8272
2020/10/28 14:37:24	Delta	Diagnostic	17480	488486
2020/10/28 14:37:24	Delta	Total	17776	496758
2020/10/28 14:37:24	Detroit City	Diagnostic	341095	524920
2020/10/28 14:37:24	Detroit City	Serology	16230	24977
2020/10/28 14:37:24	Detroit City	Total	357325	549897
2020/10/28 14:37:24	Dickinson	Diagnostic	5746	227664
2020/10/28 14:37:24	Dickinson	Serology	74	2932
2020/10/28 14:37:24	Dickinson	Total	5820	230596
2020/10/28 14:37:24	Eaton	Diagnostic	49827	451872
2020/10/28 14:37:24	Eaton	Serology	4162	37744
2020/10/28 14:37:24	Eaton	Total	53989	489616
2020/10/28 14:37:24	Emmet	Diagnostic	11759	351908
2020/10/28 14:37:24	Emmet	Serology	911	27263
2020/10/28 14:37:24	Emmet	Total	12670	379171
2020/10/28 14:37:24	Genesee	Serology	12135	29903
2020/10/28 14:37:24	Genesee	Diagnostic	137132	337919
2020/10/28 14:37:24	Genesee	Total	149267	367822
2020/10/28 14:37:24	Gladwin	Diagnostic	6982	274353
2020/10/28 14:37:24	Gladwin	Serology	354	13910
2020/10/28 14:37:24	Gladwin	Total	7336	288263
2020/10/28 14:37:24	Gogebic	Diagnostic	10226	731735
2020/10/28 14:37:24	Gogebic	Serology	119	8515
2020/10/28 14:37:24	Gogebic	Total	10345	740250
2020/10/28 14:37:24	Grand Traverse	Diagnostic	31935	343062
2020/10/28 14:37:24	Grand Traverse	Serology	2042	21936
2020/10/28 14:37:24	Grand Traverse	Total	33977	364999
2020/10/28 14:37:24	Gratiot	Serology	528	12969
2020/10/28 14:37:24	Gratiot	Diagnostic	23109	567635
2020/10/28 14:37:24	Gratiot	Total	23637	580605
2020/10/28 14:37:24	Hillsdale	Diagnostic	16175	354676
2020/10/28 14:37:24	Hillsdale	Serology	360	7894
2020/10/28 14:37:24	Hillsdale	Total	16535	362570
2020/10/28 14:37:24	Houghton	Serology	158	4428

2020/10/28 14:37:24	Houghton	Diagnostic	17314	485203
2020/10/28 14:37:24	Houghton	Total	17472	489631
2020/10/28 14:37:24	Huron	Diagnostic	12410	400568
2020/10/28 14:37:24	Huron	Serology	315	10168
2020/10/28 14:37:24	Huron	Total	12725	410736
2020/10/28 14:37:24	Ingham	Diagnostic	140152	479306
2020/10/28 14:37:24	Ingham	Serology	14226	48652
2020/10/28 14:37:24	Ingham	Total	154378	527958
2020/10/28 14:37:24	Ionia	Diagnostic	28156	435198
2020/10/28 14:37:24	Ionia	Serology	1223	18904
2020/10/28 14:37:24	Ionia	Total	29379	454101
2020/10/28 14:37:24	Iosco	Diagnostic	9890	393601
2020/10/28 14:37:24	Iosco	Serology	232	9233
2020/10/28 14:37:24	Iosco	Total	10122	402834
2020/10/28 14:37:24	Iron	Diagnostic	10918	986626
2020/10/28 14:37:24	Iron	Serology	36	3253
2020/10/28 14:37:24	Iron	Total	10954	989879
2020/10/28 14:37:24	Isabella	Serology	647	9260
2020/10/28 14:37:24	Isabella	Diagnostic	18032	258072
2020/10/28 14:37:24	Isabella	Total	18679	267332
2020/10/28 14:37:24	Jackson	Serology	1691	10668
2020/10/28 14:37:24	Jackson	Diagnostic	88902	560861
2020/10/28 14:37:24	Jackson	Total	90593	571529
2020/10/28 14:37:24	Kalamazoo	Diagnostic	118220	446002
2020/10/28 14:37:24	Kalamazoo	Serology	3645	13751
2020/10/28 14:37:24	Kalamazoo	Total	121865	459753
2020/10/28 14:37:24	Kalkaska	Diagnostic	7976	442178
2020/10/28 14:37:24	Kalkaska	Serology	226	12529
2020/10/28 14:37:24	Kalkaska	Total	8202	454707
2020/10/28 14:37:24	Kent	Diagnostic	345267	525557
2020/10/28 14:37:24	Kent	Serology	20496	31198
2020/10/28 14:37:24	Kent	Total	365763	556755
2020/10/28 14:37:24	Keweenaw	Diagnostic	854	403592
2020/10/28 14:37:24	Keweenaw	Serology	19	8979
2020/10/28 14:37:24	Keweenaw	Total	873	412571
2020/10/28 14:37:24	Lake	Serology	126	10630
2020/10/28 14:37:24	Lake	Diagnostic	4377	369274
2020/10/28 14:37:24	Lake	Total	4503	379904
2020/10/28 14:37:24	Lapeer	Serology	1783	20352
2020/10/28 14:37:24	Lapeer	Diagnostic	24824	283356
2020/10/28 14:37:24	Lapeer	Total	26607	303709
2020/10/28 14:37:24	Leelanau	Diagnostic	5637	259041
2020/10/28 14:37:24	Leelanau	Serology	337	15486
2020/10/28 14:37:24	Leelanau	Total	5974	274528
2020/10/28 14:37:24	Lenawee	Diagnostic	36947	375283
2020/10/28 14:37:24	Lenawee	Serology	989	10046
2020/10/28 14:37:24	Lenawee	Total	37936	385329
2020/10/28 14:37:24	Livingston	Serology	4922	25636
2020/10/28 14:37:24	Livingston	Diagnostic	75210	391729
2020/10/28 14:37:24	Livingston	Total	80132	417365

2020/10/28 14:37:24	Luce	Diagnostic	2396	384652
2020/10/28 14:37:24	Luce	Serology	35	5619
2020/10/28 14:37:24	Luce	Total	2431	390271
2020/10/28 14:37:24	Mackinac	Diagnostic	3254	301324
2020/10/28 14:37:24	Mackinac	Serology	65	6019
2020/10/28 14:37:24	Mackinac	Total	3319	307343
2020/10/28 14:37:24	Macomb	Diagnostic	309333	353939
2020/10/28 14:37:24	Macomb	Serology	31708	36280
2020/10/28 14:37:24	Macomb	Total	341041	390220
2020/10/28 14:37:24	Manistee	Diagnostic	7082	288379
2020/10/28 14:37:24	Manistee	Serology	411	16736
2020/10/28 14:37:24	Manistee	Total	7493	305114
2020/10/28 14:37:24	Marquette	Diagnostic	47327	709561
2020/10/28 14:37:24	Marquette	Serology	961	14408
2020/10/28 14:37:24	Marquette	Total	48288	723969
2020/10/28 14:37:24	Mason	Diagnostic	13506	463423
2020/10/28 14:37:24	Mason	Serology	582	19970
2020/10/28 14:37:24	Mason	Total	14088	483393
2020/10/28 14:37:24	Mecosta	Diagnostic	17405	400548
2020/10/28 14:37:24	Mecosta	Serology	520	11967
2020/10/28 14:37:24	Mecosta	Total	17925	412515
2020/10/28 14:37:24	Menominee	Diagnostic	8178	358999
2020/10/28 14:37:24	Menominee	Serology	48	2107
2020/10/28 14:37:24	Menominee	Total	8226	361106
2020/10/28 14:37:24	Midland	Serology	2585	31086
2020/10/28 14:37:24	Midland	Diagnostic	18126	217976
2020/10/28 14:37:24	Midland	Total	20711	249062
2020/10/28 14:37:24	Missaukee	Diagnostic	3919	259227
2020/10/28 14:37:24	Missaukee	Serology	158	10451
2020/10/28 14:37:24	Missaukee	Total	4077	269679
2020/10/28 14:37:24	Monroe	Diagnostic	51125	339701
2020/10/28 14:37:24	Monroe	Serology	2710	18007
2020/10/28 14:37:24	Monroe	Total	53835	357708
2020/10/28 14:37:24	Montcalm	Diagnostic	30011	469744
2020/10/28 14:37:24	Montcalm	Serology	1259	19706
2020/10/28 14:37:24	Montcalm	Total	31270	489450
2020/10/28 14:37:24	Montmorency	Diagnostic	2028	217410
2020/10/28 14:37:24	Montmorency	Serology	155	16617
2020/10/28 14:37:24	Montmorency	Total	2183	234027
2020/10/28 14:37:24	Muskegon	Diagnostic	84360	486040
2020/10/28 14:37:24	Muskegon	Serology	1635	9420
2020/10/28 14:37:24	Muskegon	Total	85995	495460
2020/10/28 14:37:24	Newaygo	Serology	813	16599
2020/10/28 14:37:24	Newaygo	Diagnostic	18875	385361
2020/10/28 14:37:24	Newaygo	Total	19688	401960
2020/10/28 14:37:24	Oakland	Serology	69948	55621
2020/10/28 14:37:24	Oakland	Diagnostic	507073	403212
2020/10/28 14:37:24	Oakland	Total	577021	458833
2020/10/28 14:37:24	Oceana	Diagnostic	16870	637398
2020/10/28 14:37:24	Oceana	Serology	444	16776

2020/10/28 14:37:24	Oceana	Total	17314	654173
2020/10/28 14:37:24	Ogemaw	Diagnostic	6113	291137
2020/10/28 14:37:24	Ogemaw	Serology	221	10525
2020/10/28 14:37:24	Ogemaw	Total	6334	301662
2020/10/28 14:37:24	Ontonagon	Diagnostic	3906	682867
2020/10/28 14:37:24	Ontonagon	Serology	34	5944
2020/10/28 14:37:24	Ontonagon	Total	3940	688811
2020/10/28 14:37:24	Osceola	Diagnostic	10398	443223
2020/10/28 14:37:24	Osceola	Serology	393	16752
2020/10/28 14:37:24	Osceola	Total	10791	459974
2020/10/28 14:37:24	Oscoda	Diagnostic	2023	245480
2020/10/28 14:37:24	Oscoda	Serology	90	10921
2020/10/28 14:37:24	Oscoda	Total	2113	256401
2020/10/28 14:37:24	Otsego	Diagnostic	5932	240473
2020/10/28 14:37:24	Otsego	Serology	348	14107
2020/10/28 14:37:24	Otsego	Total	6280	254581
2020/10/28 14:37:24	Ottawa	Diagnostic	144237	494250
2020/10/28 14:37:24	Ottawa	Serology	6097	20892
2020/10/28 14:37:24	Ottawa	Total	150334	515142
2020/10/28 14:37:24	Presque Isle	Diagnostic	2867	227684
2020/10/28 14:37:24	Presque Isle	Serology	184	14612
2020/10/28 14:37:24	Presque Isle	Total	3051	242297
2020/10/28 14:37:24	Roscommon	Diagnostic	7929	330114
2020/10/28 14:37:24	Roscommon	Serology	339	14114
2020/10/28 14:37:24	Roscommon	Total	8268	344227
2020/10/28 14:37:24	Saginaw	Diagnostic	101278	531534
2020/10/28 14:37:24	Saginaw	Serology	3204	16815
2020/10/28 14:37:24	Saginaw	Total	104482	548350
2020/10/28 14:37:24	Sanilac	Serology	528	12825
2020/10/28 14:37:24	Sanilac	Diagnostic	16785	407700
2020/10/28 14:37:24	Sanilac	Total	17313	420525
2020/10/28 14:37:24	Schoolcraft	Diagnostic	2348	290091
2020/10/28 14:37:24	Schoolcraft	Serology	47	5807
2020/10/28 14:37:24	Schoolcraft	Total	2395	295898
2020/10/28 14:37:24	Shiawassee	Diagnostic	27337	401295
2020/10/28 14:37:24	Shiawassee	Serology	1661	24383
2020/10/28 14:37:24	Shiawassee	Total	28998	425677
2020/10/28 14:37:24	St Clair	Diagnostic	47670	299570
2020/10/28 14:37:24	St Clair	Serology	4467	28072
2020/10/28 14:37:24	St Clair	Total	52137	327642
2020/10/28 14:37:24	St Joseph	Serology	853	13992
2020/10/28 14:37:24	St Joseph	Diagnostic	23750	389574
2020/10/28 14:37:24	St Joseph	Total	24603	403566
2020/10/28 14:37:24	Tuscola	Diagnostic	27422	524873
2020/10/28 14:37:24	Tuscola	Serology	860	16461
2020/10/28 14:37:24	Tuscola	Total	28282	541334
2020/10/28 14:37:24	Unknown	Serology	19486	
2020/10/28 14:37:24	Unknown	Diagnostic	246330	
2020/10/28 14:37:24	Unknown	Total	265816	
2020/10/28 14:37:24	Van Buren	Diagnostic	39323	519616

2020/10/28 14:37:24	Van Buren	Serology	782	10333
2020/10/28 14:37:24	Van Buren	Total	40105	529950
2020/10/28 14:37:24	Washtenaw	Serology	11274	30669
2020/10/28 14:37:24	Washtenaw	Diagnostic	199739	543358
2020/10/28 14:37:24	Washtenaw	Total	211013	574027
2020/10/28 14:37:24	Wayne	Serology	46282	41929
2020/10/28 14:37:24	Wayne	Diagnostic	526752	477212
2020/10/28 14:37:24	Wayne	Total	573034	519141
2020/10/28 14:37:24	Wexford	Diagnostic	11268	335048
2020/10/28 14:37:24	Wexford	Serology	398	11834
2020/10/28 14:37:24	Wexford	Total	11666	346882

PUBLIC USE DATASETS

Diagnostic Tests by Result and County

README

Data include diagnostic tests for COVID-19 by date and county.

Diagnostic tests are used to find current infection and look for genes or proteins from the severe acute respiratory syndrome coronavirus 2 (SARS-CoV-2), the virus that causes COVID-19. These tests, which are performed as nasal swabs, include: Nucleic acid amplification test/real-time polymerase chain reaction (NAAT/RT-PCR) test and rapid virus antigen detection point of care (POC) tests.

Correctional includes state and federal prisons and county and city detection facilities. Testing data represents total tests performed, not individuals tested. A single individual may have more than one test completed.

The total number of positive tests may exceed the number of confirmed cases due to 1) a single individual may have more than one test performed; 2) MDHHS may receive data on positive tests in advance of a local health department classifying an individual as a confirmed or probable case, and 3) although efforts have been made to deduplicate testing data, some duplication may occur.

DIAGNOSTIC TESTS BY RESULT AND COUNTY 2020-10-28

MessageDate	COUNTY	Negative	Positive	Total
10/27/2020	Alcona	32	1	33
10/27/2020	Alger	13	1	14
10/27/2020	Allegan	391	32	423
10/27/2020	Alpena	20	1	21
10/27/2020	Antrim	46	1	47
10/27/2020	Arenac	32	3	35
10/27/2020	Baraga	55	3	58
10/27/2020	Barry	122	18	140
10/27/2020	Bay	386	17	403
10/27/2020	Benzie	63	6	69
10/27/2020	Berrien	636	45	681
10/27/2020	Branch	113	14	127
10/27/2020	Calhoun	1207	92	1299
10/27/2020	Cass	133	17	150
10/27/2020	Charlevoix	85	4	89
10/27/2020	Cheboygan	43	2	45
10/27/2020	Chippewa	28	3	31
10/27/2020	Clare	51	7	58
10/27/2020	Clinton	150	12	162
10/27/2020	Correctional	3762	15	3777
10/27/2020	Crawford	23	0	23
10/27/2020	Delta	267	54	321
10/27/2020	Detroit City	2085	74	2159
10/27/2020	Dickinson	51	7	58
10/27/2020	Eaton	303	25	328
10/27/2020	Emmet	113	8	121
10/27/2020	Genesee	1729	159	1888
10/27/2020	Gladwin	100	3	103
10/27/2020	Gogebic	33	4	37
10/27/2020	Grand Traverse	205	22	227
10/27/2020	Gratiot	125	5	130
10/27/2020	Hillsdale	133	11	144
10/27/2020	Houghton	322	29	351
10/27/2020	Huron	208	3	211
10/27/2020	Ingham	934	61	995
10/27/2020	Ionia	135	11	146
10/27/2020	Iosco	39	8	47
10/27/2020	Iron	297	4	301
10/27/2020	Isabella	246	13	259
10/27/2020	Jackson	1205	63	1268
10/27/2020	Kalamazoo	1131	92	1223
10/27/2020	Kalkaska	67	3	70
10/27/2020	Kent	4051	420	4471
10/27/2020	Keweenaw	9	0	9
10/27/2020	Lake	35	0	35
10/27/2020	Lapeer	242	17	259
10/27/2020	Leelanau	31	1	32

10/27/2020	Lenawee	758	22	780
10/27/2020	Livingston	1095	77	1172
10/27/2020	Luce	5	5	10
10/27/2020	Mackinac	16	2	18
10/27/2020	Macomb	2841	313	3154
10/27/2020	Manistee	41	1	42
10/27/2020	Marquette	351	41	392
10/27/2020	Mason	140	7	147
10/27/2020	Mecosta	144	8	152
10/27/2020	Menominee	225	15	240
10/27/2020	Midland	113	12	125
10/27/2020	Missaukee	20	0	20
10/27/2020	Monroe	548	25	573
10/27/2020	Montcalm	224	21	245
10/27/2020	Montmorency	10	0	10
10/27/2020	Muskegon	1021	105	1126
10/27/2020	Newaygo	139	11	150
10/27/2020	Oakland	5573	470	6043
10/27/2020	Oceana	164	15	179
10/27/2020	Ogemaw	41	1	42
10/27/2020	Ontonagon	55	3	58
10/27/2020	Osceola	74	6	80
10/27/2020	Oscoda	6	1	7
10/27/2020	Otsego	58	12	70
10/27/2020	Ottawa	1416	165	1581
10/27/2020	Presque Isle	16	1	17
10/27/2020	Roscommon	38	4	42
10/27/2020	Saginaw	744	57	801
10/27/2020	Sanilac	74	10	84
10/27/2020	Schoolcraft	7	0	7
10/27/2020	Shiawassee	333	3	336
10/27/2020	St Clair	476	31	507
10/27/2020	St Joseph	358	23	381
10/27/2020	Tuscola	171	8	179
10/27/2020	Unknown	1654	76	1730
10/27/2020	Van Buren	475	40	515
10/27/2020	Washtenaw	4463	142	4605
10/27/2020	Wayne	4935	414	5349
10/27/2020	Wexford	63	1	64