



Western Michigan University
ScholarWorks at WMU

Cumulative Michigan COVID-19 Data

Michigan COVID-19 State Data

11-3-2020

2020-11-03_MichiganOverview_COVIDstats

Michigan Department of Health & Human Services

Follow this and additional works at: <https://scholarworks.wmich.edu/michigan-covid-data-state-cumulative>



Part of the Public Health Commons

WMU ScholarWorks Citation

Michigan Department of Health & Human Services, "2020-11-03_MichiganOverview_COVIDstats" (2020).
Cumulative Michigan COVID-19 Data. 243.

<https://scholarworks.wmich.edu/michigan-covid-data-state-cumulative/243>

This Website is brought to you for free and open access
by the Michigan COVID-19 State Data at ScholarWorks at
WMU. It has been accepted for inclusion in Cumulative
Michigan COVID-19 Data by an authorized administrator
of ScholarWorks at WMU. For more information, please
contact wmu-scholarworks@wmich.edu.



Coronavirus

CORONAVIRUS / MICHIGAN DATA

Michigan Data



**DATA ABOUT
PLACES**

LONG TERM CARE FACILITIES

**CORONAVIRUS
SYMPTOMS**

**CUMULATIVE
RECOVERED**

**OUTBREAK
REPORTING**

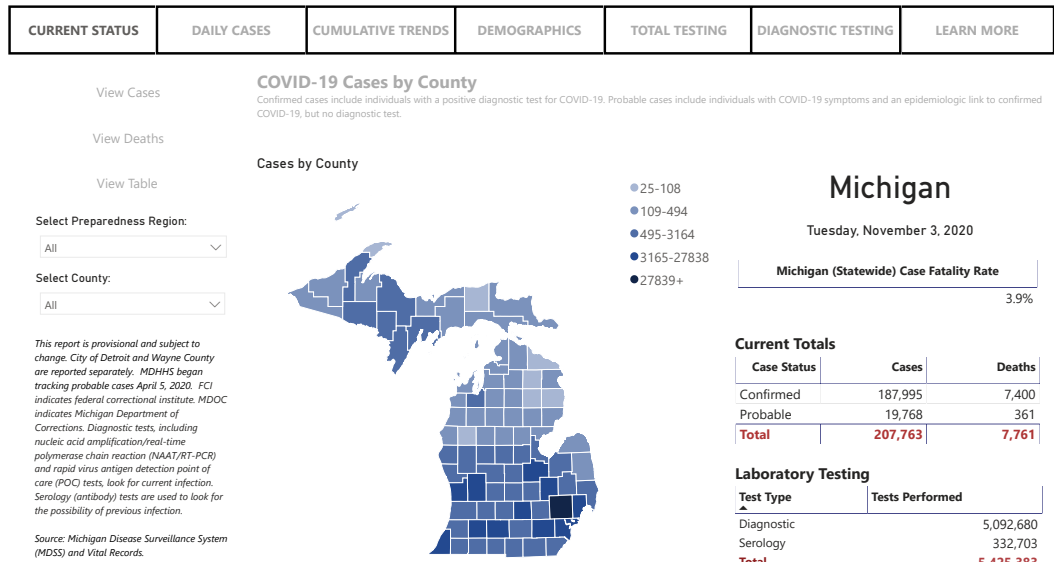
**SCHOOL-RELATED
OUTBREAK REPORTING**

11/3/2020

Coronavirus - Michigan Data

Note on deaths (11/03/20): Regular reviews of death certificate data maintained in Vital Records reporting systems are conducted by MDHHS staff three times per week. As a part of this process, records that identify COVID-19 infection as a contributing factor to death are compared against all laboratory confirmed cases of COVID-19 in the Michigan Disease Surveillance System (MDSS). If a death certificate is matched to a confirmed COVID-19 case and that record in the MDSS does not indicate the individual died, the MDSS record is updated to indicate the death and the appropriate local health department is notified. These matched deaths are then included with mortality information posted to the Michigan Coronavirus website. As a result of the most recent assessment, today's data includes 17 additional deaths identified by this methodology.

The State of Michigan is working around the clock to test and treat COVID-19 patients. Below is the most recent data healthcare experts across the state have compiled. It is updated Monday - Saturday.



Cases by Hispanic/Latino Ethnicity

Hispanic/Latino Ethnicity	Percentage of Overall Cases by Ethnicity	Percentage of Deceased Cases by Ethnicity
Hispanic/Latino	7.07%	2.51%
Non-Hispanic Latino	71.38%	85.58%
Unknown	21.55%	11.91%

Totals may not add to 100% due to rounding

Cases by Arab Ethnicity

Arab Ethnicity	Percentage of Overall Cases by Ethnicity	Percentage of Deceased Cases by Ethnicity
Arab	3.94%	2.00%
Non-Arab	56.55%	49.26%
Unknown	39.52%	48.74%

Totals may not add to 100% due to rounding

PUBLIC USE DATASETS 11/03/2020

(Downloadable .xlsx files)

Cases and Deaths by County

Cases and Deaths by County by Date
of Onset of Symptoms and Date of Death

Cases by Demographics Statewide

COVID-19 Tests by County

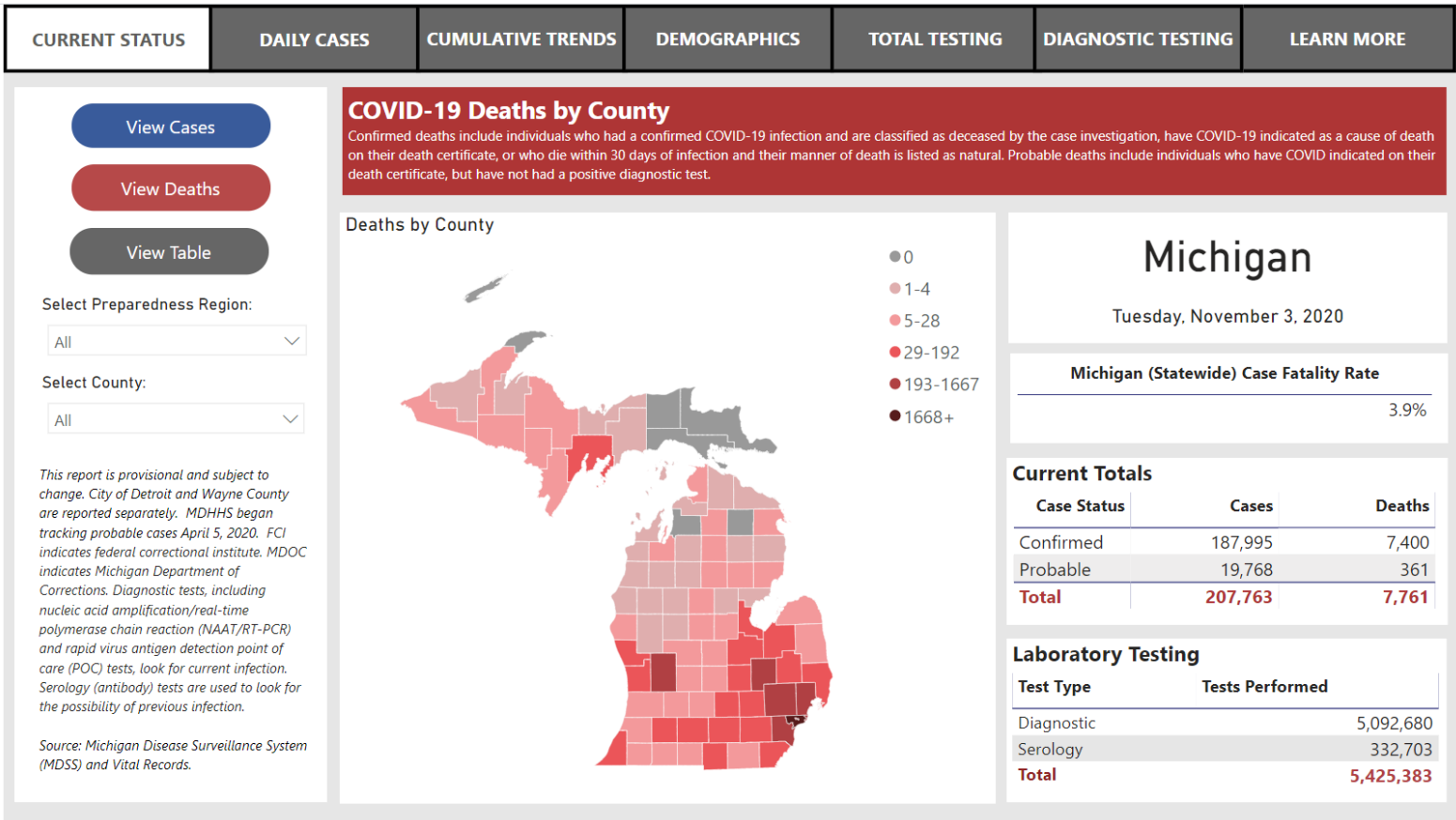
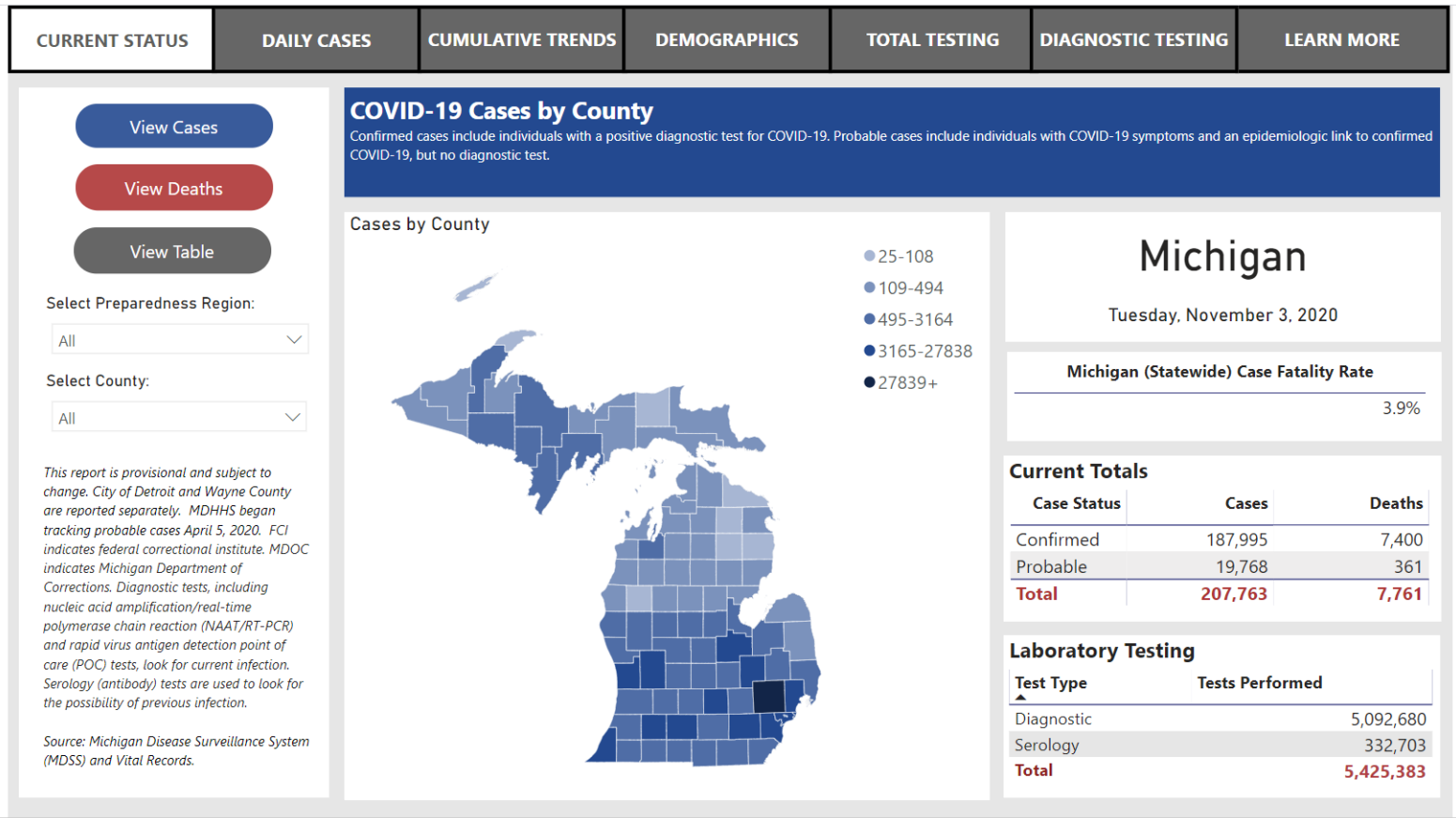
Diagnostic Tests by Result and County

Cumulative Total of Recovered COVID-19 Cases

Cumulative Total of Recovered COVID-19 Cases (as of 10/30/2020): **121,093**

Note on recovery: During this response, MDHHS is reviewing vital records statistics to identify any laboratory confirmed COVID-19 cases who are 30 days out from their onset of illness to represent recovery status. As the pandemic continues to impact Michigan, this pool will expand to include more cases. Recovered is defined as the number of persons with a confirmed COVID-19 diagnosis who are alive 30 days post-onset (or referral date if onset is not available). The number of persons recovered on October 30, 2020 represents COVID-19 confirmed individuals with an onset date on or prior to September 30, 2020. If an individual dies from a COVID-related cause >30 days from onset/referral, they are removed from the number of persons recovered. These numbers will be updated every Saturday.

Source: Michigan Disease Surveillance System and Vital Records



Confirmed Cases

Deaths

View Table

Select Preparedness Region:

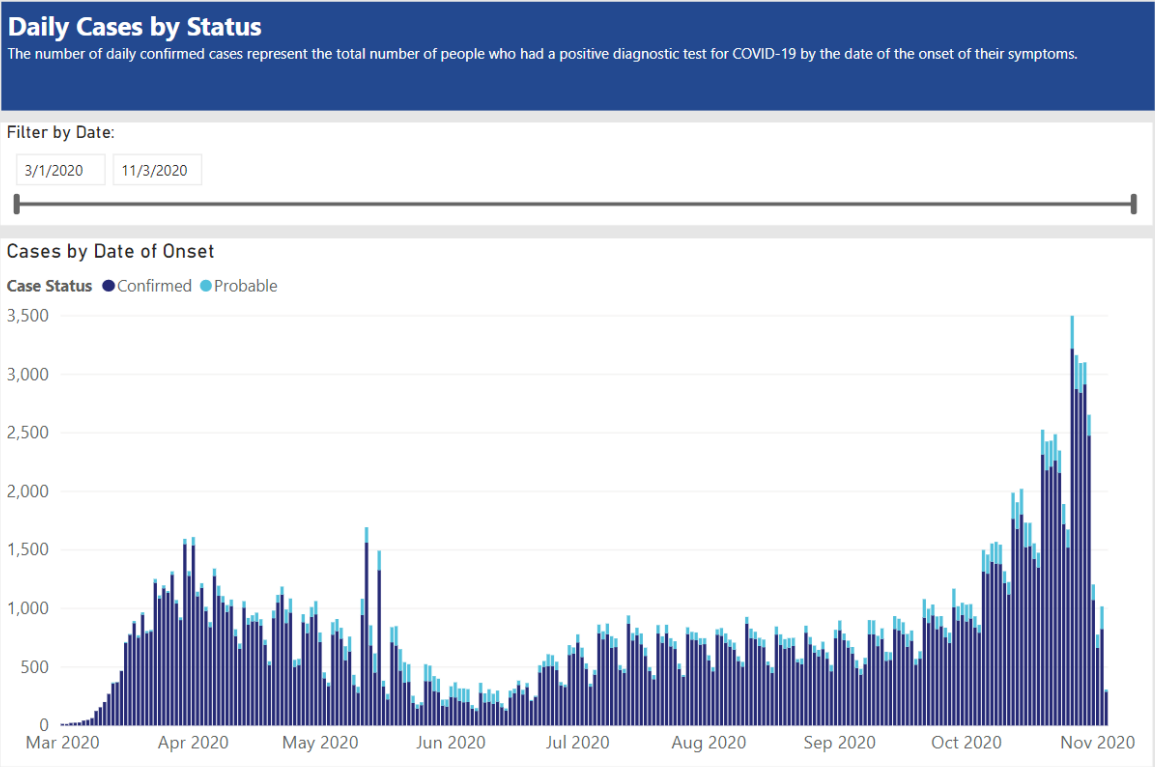
All

Select County:

All

Cases are shown by onset date or by lab specimen collection date if onset date was unavailable. Deaths are shown by date of death or date of last status update if date of death was unavailable. Tracking of probable cases and deaths did not begin until April 5, 2020, therefore only probable cases referred for investigation on or after April 5, 2020 are displayed (onset may have been prior).

Notes: FCI indicates federal correctional institute. MDOC indicates Michigan Department of Corrections.



Confirmed Cases

Deaths

View Table

Select Preparedness Region:

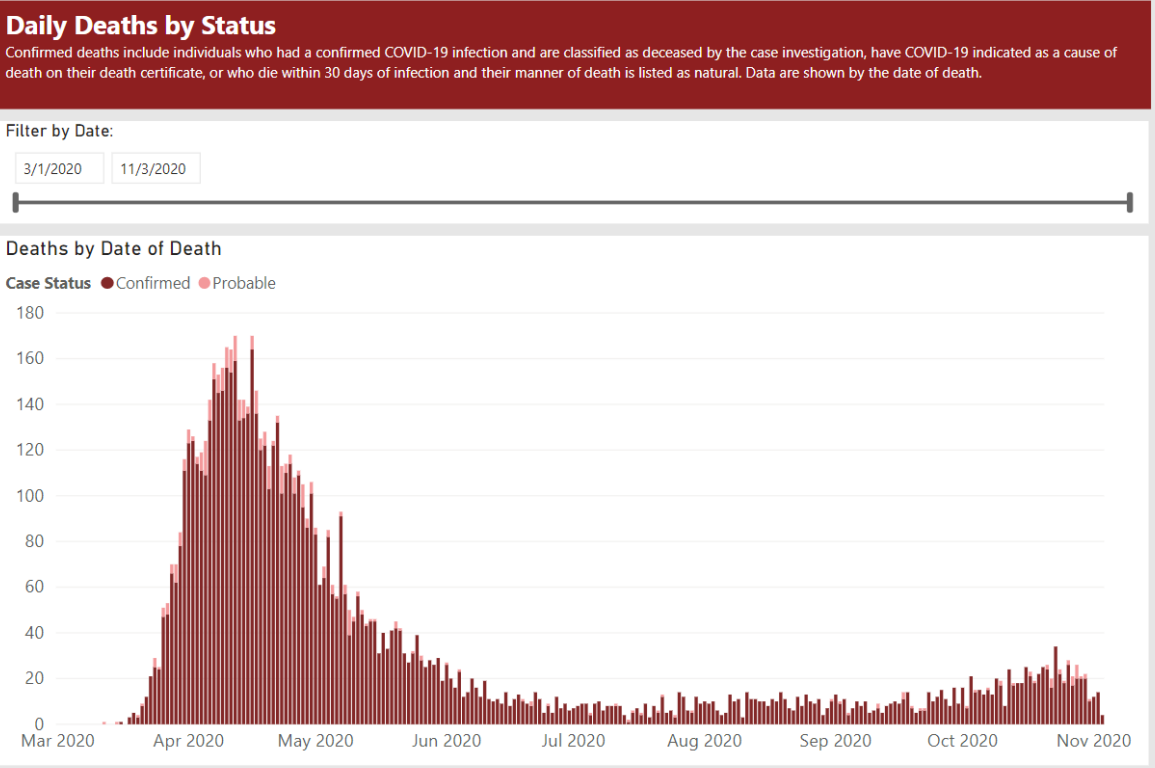
All

Select County:

All

Cases are shown by onset date or by lab specimen collection date if onset date was unavailable. Deaths are shown by date of death or date of last status update if date of death was unavailable. Tracking of probable cases and deaths did not begin until April 5, 2020, therefore only probable cases referred for investigation on or after April 5, 2020 are displayed (onset may have been prior).

Notes: FCI indicates federal correctional institute. MDOC indicates Michigan Department of Corrections.



View Table

View Chart

Select Preparedness Region:

All

Select County:

All

Cases are shown by onset date or by lab specimen collection date if onset date was unavailable. Deaths are shown by date of death or date of last status update if date of death was unavailable. Tracking of probable cases and deaths did not begin until April 5, 2020, therefore these data are not displayed by date.

Notes: FCI indicates federal correctional institute. MDOC indicates Michigan Department of Corrections.

Cumulative Confirmed Cases and Deaths among Confirmed Cases

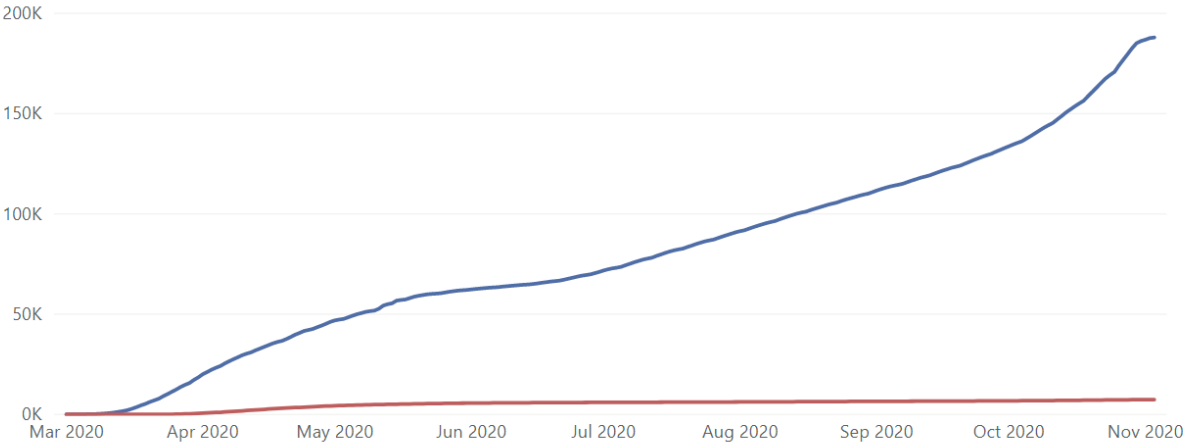
Cumulative cases represent the total number of people who had a positive diagnostic test for COVID-19. Cases are shown by the date of onset of symptoms. Cumulative Deaths represent the total number of people who had a confirmed COVID-19 infection and are classified as deceased by the case investigation, have COVID-19 indicated as a cause of death on their death certificate, or who die within 30 days of infection and their manner of death is listed as natural. Deaths are shown by date of death.

Filter By Date:

3/1/2020 11/3/2020

Cumulative Confirmed Cases and Deaths among Confirmed Cases by Date

Confirmed Cases Deaths



Cases by Demographic Characteristics

Data are suppressed when the number of cases is five or below to protect the confidentiality of individuals. The sum of the cases for individual categories may be fewer than the total number of cases due to data suppression. Rates are not calculated for multiple races, other, and unknown race categories due to the unavailability of an appropriate denominator.

Cases

Deaths

Select case status:

Confirmed Probable

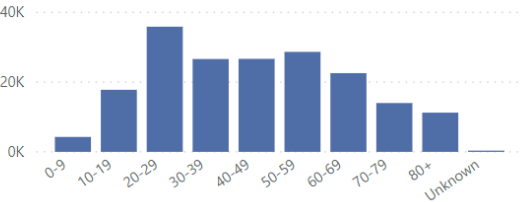
Select Preparedness Region:

All

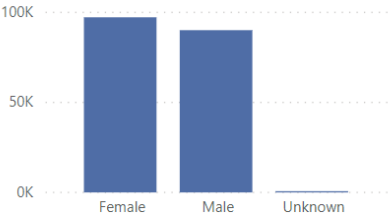
Select county:

All

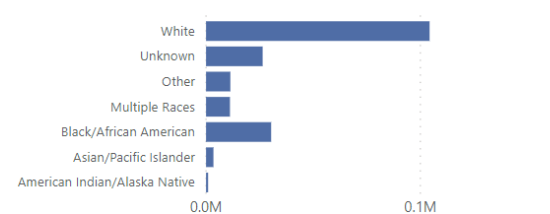
Cases by Age Group



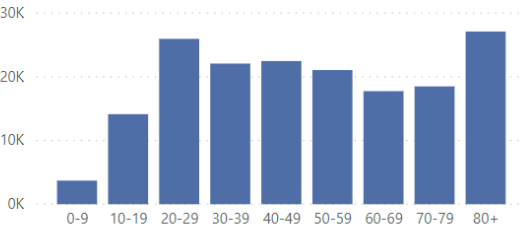
Cases by Sex



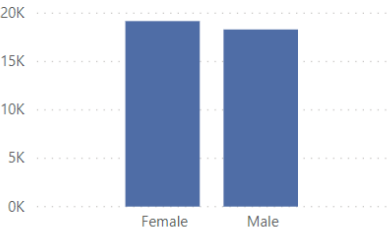
Cases by Race



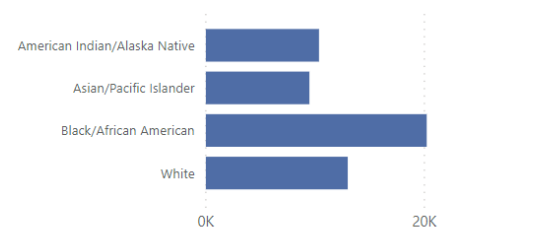
Cases per Million by Age Group



Cases per Million by Sex



Cases per Million by Race



Cases by Demographic Characteristics

Data are suppressed when the number of cases is five or below to protect the confidentiality of individuals. The sum of the cases for individual categories may be fewer than the total number of cases due to data suppression. Rates are not calculated for multiple races, other, and unknown race categories due to the unavailability of an appropriate denominator.

Cases

Deaths

Select case status:

Confirmed

Probable

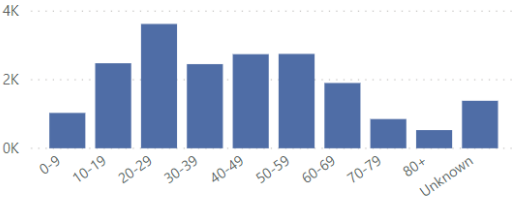
Select Preparedness Region:

All

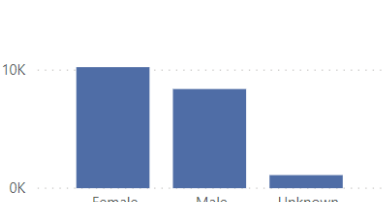
Select county:

All

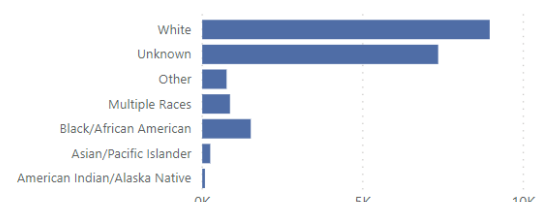
Cases by Age Group



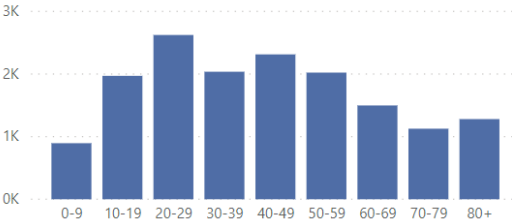
Cases by Sex



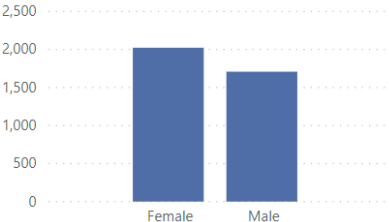
Cases by Race



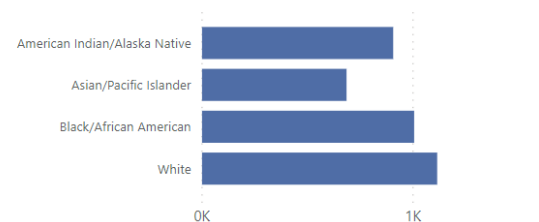
Cases per Million by Age Group



Cases per Million by Sex



Cases per Million by Race



Deaths by Demographic Characteristics

Data are suppressed when the number of deaths is five or below to protect the confidentiality of individuals. The sum of the deaths for individual categories may be fewer than the total number of deaths due to data suppression. Rates are not calculated for multiple races, other, and unknown race categories due to the unavailability of an appropriate denominator.

Cases

Deaths

Select case status:

Confirmed

Probable

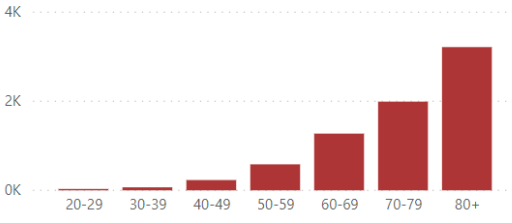
Select Preparedness Region:

All

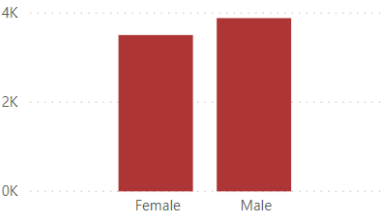
Select county:

All

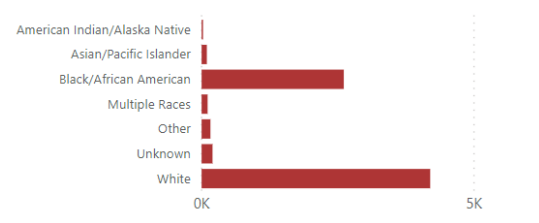
Deaths by Age Group



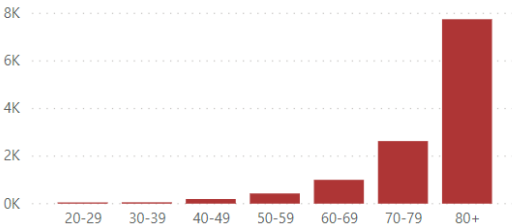
Deaths by Sex



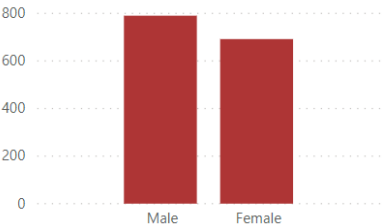
Deaths by Race



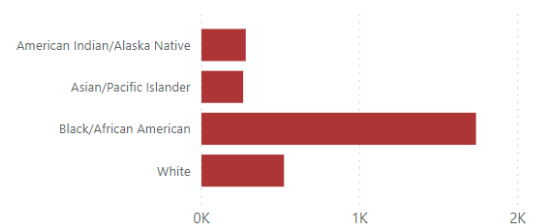
Deaths per Million by Age Group



Deaths per Million by Sex

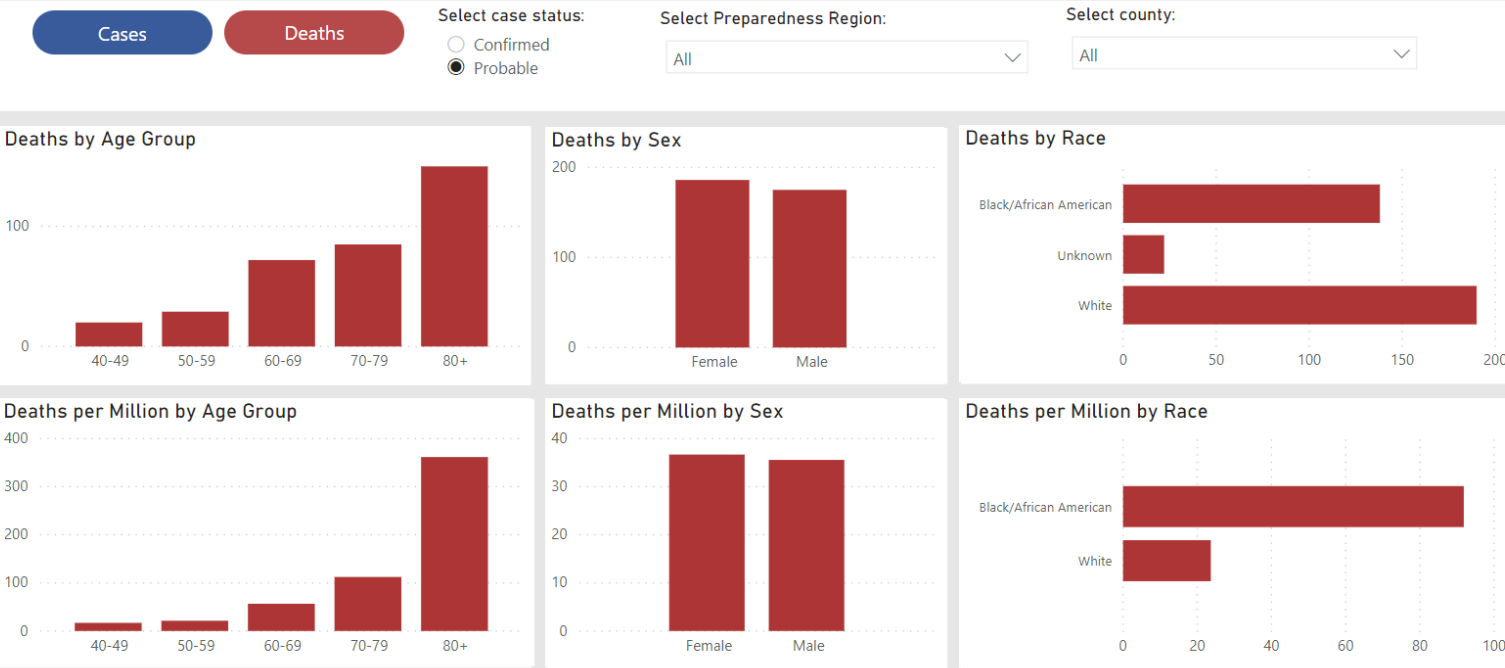


Deaths per Million by Race



Deaths by Demographic Characteristics

Data are suppressed when the number of deaths is five or below to protect the confidentiality of individuals. The sum of the deaths for individual categories may be fewer than the total number of deaths due to data suppression. Rates are not calculated for multiple races, other, and unknown race categories due to the unavailability of an appropriate denominator.



View Table

View Charts

Select Preparedness Region:

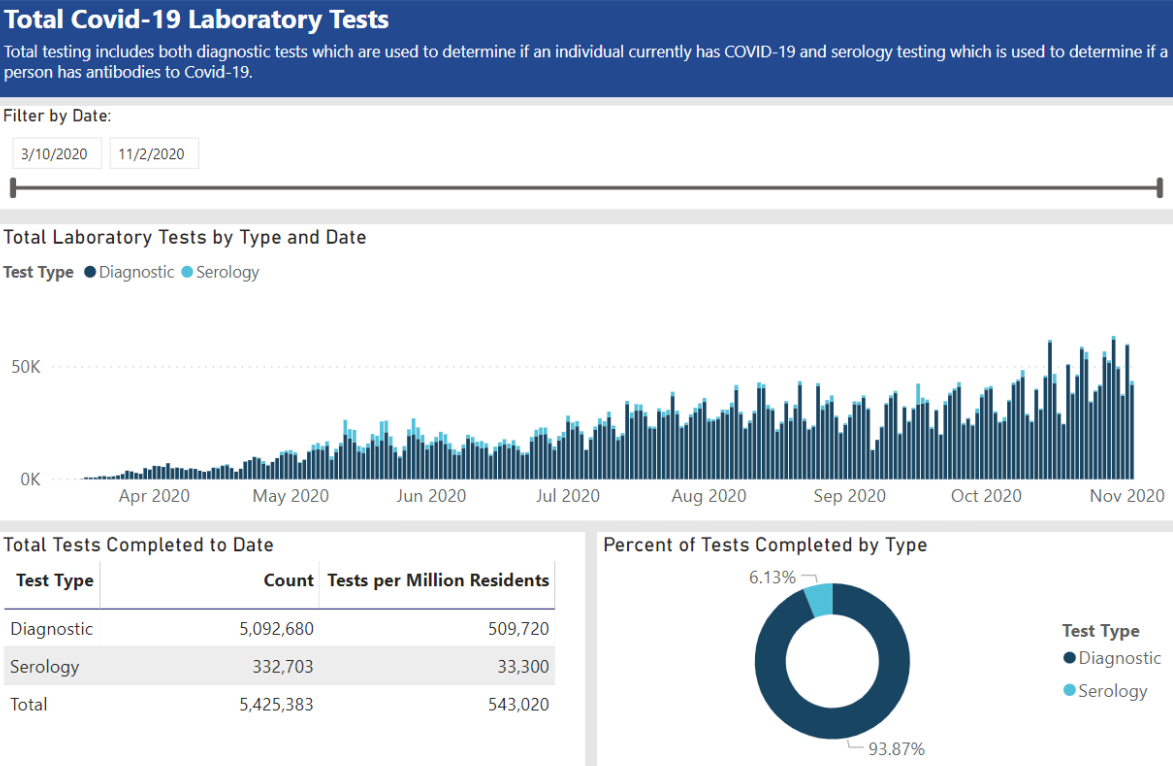
All

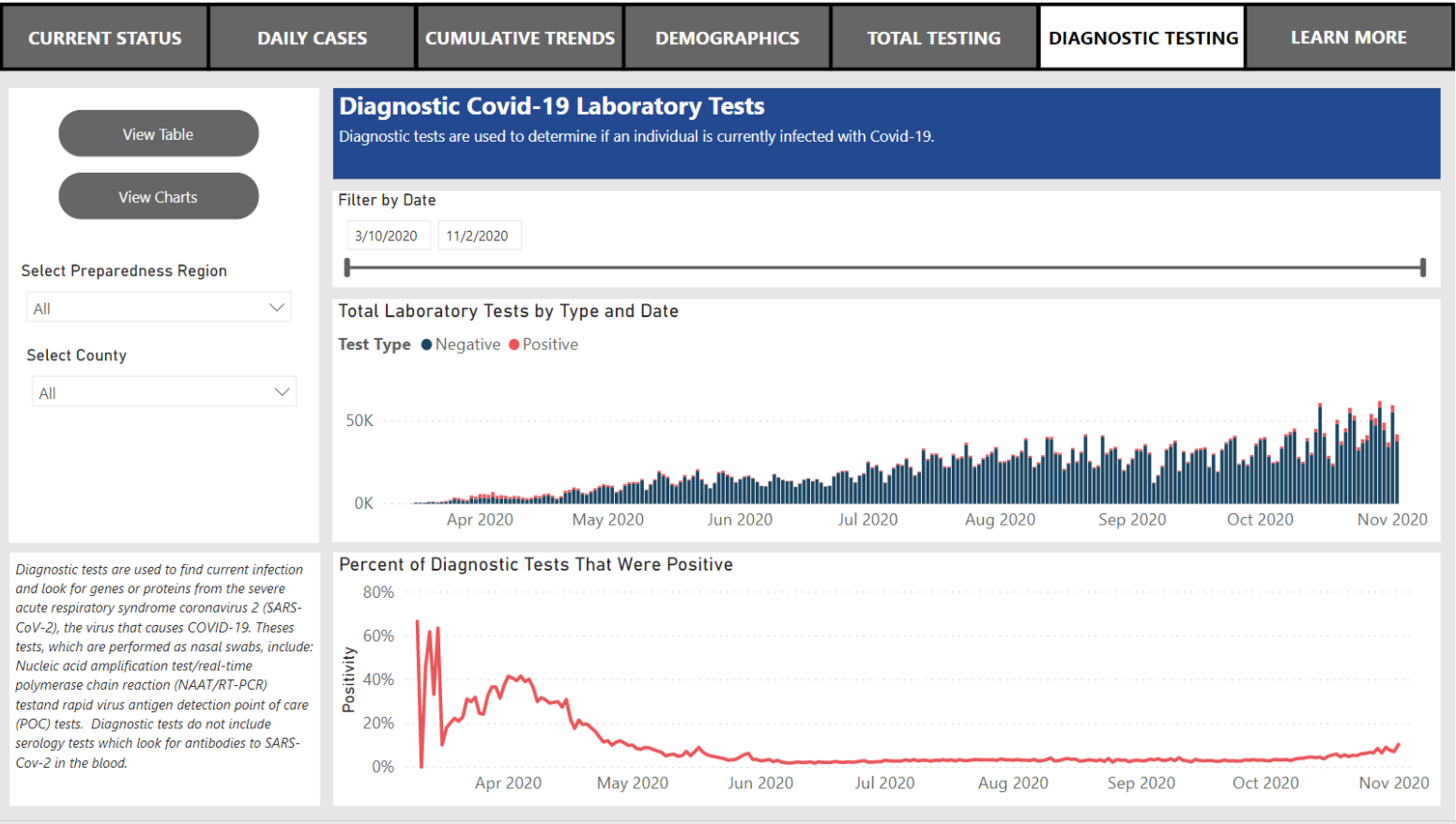
Select County:

All

Diagnostic tests are used to find current infection and look for genes or proteins from the severe acute respiratory syndrome coronavirus 2 (SARS-CoV-2), the virus that causes COVID-19. These tests, which are performed as nasal swabs, include: Nucleic acid amplification test/real-time polymerase chain reaction (NAAT/RT-PCR) test and rapid virus antigen detection point of care (POC) tests.

Serology tests are used to look for the possibility of previous infection. Serology tests look for antibodies to SARS-CoV-2 in the blood. There are currently two types of serology tests: the enzyme-linked immunosorbent assay (ELISA) test and the rapid antibody detection POC test. Serology tests do not diagnose disease and do not guarantee immunity, but might provide information about previous infection.





PUBLIC USE DATASETS

Cases and Deaths by County

README

Includes total cases and deaths to date by case status (confirmed or probable) and county.

County is based on the county of residence.

Confirmed cases only include individuals who have had a positive diagnostic laboratory test for COVID-19.

Probable cases include individuals who have symptoms consistent with COVID-19 and an epidemiologic link to a confirmed case or a positive serology (antibody) test, but do not have a positive diagnostic laboratory test for COVID-19 and individuals with a positive serology (antibody) test for COVID-19 and an epidemiologic link to a confirmed case.

Confirmed deaths include individuals who meet one or more of the following conditions: 1) Have been identified as a confirmed case and classified as deceased as a result of a case investigation in the Michigan Disease Surveillance System (MDSS). MDSS is the database used by state and local health department to monitor reportable diseases like COVID-19; 2) have been identified as a confirmed case in MDSS had have a death certificate with COVID-19 listed as a cause of death; 3) have been identified as a confirmed case in MDSS and die within 30 days of onset of COVID-19 infection and have a death certificate which classifies their manner death as 'natural'.

Probable deaths include individuals who have COVID indicated as a cause of death on their death certificate but have not had a positive diagnostic laboratory test.

The number of probable cases can change daily based on information obtained through the health department investigation. Probable cases can be re-classified as a confirmed case or determined to not be a case.

CASES AND DEATHS BY COUNTY 2020-11-03

Updated	COUNTY	ConfirmedCases	ConfirmedDeaths	ProbableCases	ProbableDeaths
2020/11/03 14:44:26	Alcona	51	3	8	0
2020/11/03 14:44:26	Alger	102	1	28	0
2020/11/03 14:44:26	Allegan	1484	7	160	0
2020/11/03 14:44:26	Alpena	170	14	22	0
2020/11/03 14:44:26	Antrim	141	0	14	0
2020/11/03 14:44:26	Arenac	110	3	11	0
2020/11/03 14:44:26	Baraga	119	4	22	0
2020/11/03 14:44:26	Barry	832	6	76	0
2020/11/03 14:44:26	Bay	1635	66	127	0
2020/11/03 14:44:26	Benzie	145	2	16	0
2020/11/03 14:44:26	Berrien	2883	86	282	3
2020/11/03 14:44:26	Branch	928	11	118	1
2020/11/03 14:44:26	Calhoun	3110	70	411	2
2020/11/03 14:44:26	Cass	1067	24	111	0
2020/11/03 14:44:26	Charlevoix	224	4	25	0
2020/11/03 14:44:26	Cheboygan	187	3	25	0
2020/11/03 14:44:26	Chippewa	118	0	91	0
2020/11/03 14:44:26	Clare	307	14	39	0
2020/11/03 14:44:26	Clinton	1235	16	145	0
2020/11/03 14:44:26	Crawford	153	5	15	0
2020/11/03 14:44:26	Delta	1298	33	158	7
2020/11/03 14:44:26	Dickinson	809	20	24	1
2020/11/03 14:44:26	Eaton	1280	12	110	0
2020/11/03 14:44:26	Emmet	395	5	27	0
2020/11/03 14:44:26	Genesee	6548	320	1164	27
2020/11/03 14:44:26	Gladwin	227	3	33	0
2020/11/03 14:44:26	Gogebic	352	5	136	9
2020/11/03 14:44:26	Grand Traverse	839	13	84	0
2020/11/03 14:44:26	Gratiot	588	17	72	0
2020/11/03 14:44:26	Hillsdale	573	27	60	2
2020/11/03 14:44:26	Houghton	859	8	170	1
2020/11/03 14:44:26	Huron	267	7	54	0
2020/11/03 14:44:26	Ingham	4984	70	95	0
2020/11/03 14:44:26	Ionia	856	8	39	0
2020/11/03 14:44:26	Iosco	287	16	51	1
2020/11/03 14:44:26	Iron	464	23	31	4
2020/11/03 14:44:26	Isabella	1073	15	130	0
2020/11/03 14:44:26	Jackson	2116	68	32	2
2020/11/03 14:44:26	Kalamazoo	4578	114	923	4
2020/11/03 14:44:26	Kalkaska	144	4	17	0
2020/11/03 14:44:26	Kent	16072	190	964	3
2020/11/03 14:44:26	Keweenaw	24	0	1	0
2020/11/03 14:44:26	Lake	75	1	4	0
2020/11/03 14:44:26	Lapeer	883	37	169	1
2020/11/03 14:44:26	Leelanau	158	2	14	0
2020/11/03 14:44:26	Lenawee	1206	20	57	0
2020/11/03 14:44:26	Livingston	2162	34	325	1

2020/11/03 14:44:26	Luce	63	0	23	0
2020/11/03 14:44:26	Mackinac	141	0	38	0
2020/11/03 14:44:26	Macomb	19561	1053	1076	49
2020/11/03 14:44:26	Manistee	159	3	12	0
2020/11/03 14:44:26	Marquette	1187	18	161	0
2020/11/03 14:44:26	Mason	294	3	24	0
2020/11/03 14:44:26	Mecosta	651	4	30	0
2020/11/03 14:44:26	Menominee	739	7	82	0
2020/11/03 14:44:26	Midland	1099	14	212	0
2020/11/03 14:44:26	Missaukee	103	1	17	0
2020/11/03 14:44:26	Monroe	2059	43	282	1
2020/11/03 14:44:26	Montcalm	752	13	99	0
2020/11/03 14:44:26	Montmorency	35	0	4	0
2020/11/03 14:44:26	Muskegon	2769	86	77	0
2020/11/03 14:44:26	Newaygo	751	3	23	0
2020/11/03 14:44:26	Oakland	22907	1192	4932	52
2020/11/03 14:44:26	Oceana	670	6	34	0
2020/11/03 14:44:26	Ogemaw	129	5	24	0
2020/11/03 14:44:26	Ontonagon	117	1	28	0
2020/11/03 14:44:26	Osceola	199	1	28	0
2020/11/03 14:44:26	Oscoda	44	2	20	0
2020/11/03 14:44:26	Otsego	280	11	37	1
2020/11/03 14:44:26	Ottawa	5983	77	266	5
2020/11/03 14:44:26	Presque Isle	78	1	12	0
2020/11/03 14:44:26	Roscommon	199	6	36	0
2020/11/03 14:44:26	Saginaw	4211	154	271	5
2020/11/03 14:44:26	Sanilac	255	6	10	1
2020/11/03 14:44:26	Schoolcraft	102	0	7	1
2020/11/03 14:44:26	Shiawassee	821	33	47	1
2020/11/03 14:44:26	St Clair	1540	65	313	1
2020/11/03 14:44:26	St Joseph	1296	23	182	2
2020/11/03 14:44:26	Tuscola	687	37	96	0
2020/11/03 14:44:26	Van Buren	1232	18	106	2
2020/11/03 14:44:26	Washtenaw	5325	121	683	0
2020/11/03 14:44:26	Wayne	23764	1343	2380	54
2020/11/03 14:44:26	Wexford	196	4	20	0
2020/11/03 14:44:26	MDOC	7055	75	6	0
2020/11/03 14:44:26	FCI	192	5	5	0
2020/11/03 14:44:26	Out-of-State	348	3	24	1
2020/11/03 14:44:26	Unknown	9	0	21	0
2020/11/03 14:44:26	Detroit City	15875	1552	1330	116

PUBLIC USE DATASETS

Cases by Demographics Statewide

README

Includes the total number of confirmed and probable cases and confirmed and probable deaths to date by demographic characteristics

Confirmed cases only include individuals who have had a positive diagnostic laboratory test for COVID-19.

Probable cases include individuals who have symptoms consistent with COVID-19 and an epidemiologic link to a confirmed case or a positive serology (antibody) test, but do not have a positive diagnostic laboratory test for COVID-19 and individuals with a positive serology (antibody) test for COVID-19 and an epidemiologic link to a confirmed case.

Confirmed deaths include individuals who meet one or more of the following conditions: 1) Have been identified as a confirmed case and classified as deceased as a result of a case investigation in the Michigan Disease Surveillance System (MDSS). MDSS is the database used by state and local health department to monitor reportable diseases like COVID-19; 2) have been identified as a confirmed case in MDSS had have a death certificate with COVID-19 listed as a cause of death; 3) have been identified as a confirmed case in MDSS and die within 30 days of onset of COVID-19 infection and have a death certificate which classifies their manner death as 'natural'.

Probable deaths include individuals who have COVID indicated as a cause of death on their death certificate but have not had a positive diagnostic laboratory test.

The number of probable cases can change daily based on information obtained through the health department investigation. Probable cases can be re-classified as a confirmed case or determined to not be a case.

Data is suppressed when the number of cases or deaths in a single category is between one and five to protect the confidentiality of individuals.

CASES BY DEMOGRAPHICS STATEWIDE 2020-11-03

CASE_STATUS	AgeCat	RaceCat	SEX	Cases	Deaths
Confirmed	0-9	American Indian/Alaska Native	Female	15	0
Confirmed	10-19	American Indian/Alaska Native	Female	60	0
Confirmed	20-29	American Indian/Alaska Native	Female	103	0
Confirmed	30-39	American Indian/Alaska Native	Female	82	0
Confirmed	40-49	American Indian/Alaska Native	Female	74	0
Confirmed	50-59	American Indian/Alaska Native	Female	77	0
Confirmed	60-69	American Indian/Alaska Native	Female	46	Suppressed
Confirmed	70-79	American Indian/Alaska Native	Female	28	Suppressed
Confirmed	80+	American Indian/Alaska Native	Female	13	Suppressed
Confirmed	Unknown	American Indian/Alaska Native	Female	0	0
Confirmed	0-9	Asian/Pacific Islander	Female	42	0
Confirmed	10-19	Asian/Pacific Islander	Female	161	0
Confirmed	20-29	Asian/Pacific Islander	Female	344	0
Confirmed	30-39	Asian/Pacific Islander	Female	325	0
Confirmed	40-49	Asian/Pacific Islander	Female	311	0
Confirmed	50-59	Asian/Pacific Islander	Female	277	Suppressed
Confirmed	60-69	Asian/Pacific Islander	Female	151	Suppressed
Confirmed	70-79	Asian/Pacific Islander	Female	68	11
Confirmed	80+	Asian/Pacific Islander	Female	66	23
Confirmed	Unknown	Asian/Pacific Islander	Female	Suppressed	0
Confirmed	0-9	Black/African American	Female	238	Suppressed
Confirmed	10-19	Black/African American	Female	690	Suppressed
Confirmed	20-29	Black/African American	Female	2563	Suppressed
Confirmed	30-39	Black/African American	Female	2457	8
Confirmed	40-49	Black/African American	Female	2488	56
Confirmed	50-59	Black/African American	Female	2384	112
Confirmed	60-69	Black/African American	Female	2161	238
Confirmed	70-79	Black/African American	Female	1419	330
Confirmed	80+	Black/African American	Female	1098	444
Confirmed	Unknown	Black/African American	Female	Suppressed	0
Confirmed	0-9	Multiple Races	Female	139	0
Confirmed	10-19	Multiple Races	Female	603	0
Confirmed	20-29	Multiple Races	Female	1208	0
Confirmed	30-39	Multiple Races	Female	899	0
Confirmed	40-49	Multiple Races	Female	976	Suppressed
Confirmed	50-59	Multiple Races	Female	1044	Suppressed
Confirmed	60-69	Multiple Races	Female	668	Suppressed
Confirmed	70-79	Multiple Races	Female	330	12
Confirmed	80+	Multiple Races	Female	251	25
Confirmed	Unknown	Multiple Races	Female	Suppressed	0
Confirmed	0-9	Other	Female	239	0
Confirmed	10-19	Other	Female	701	0
Confirmed	20-29	Other	Female	1234	0
Confirmed	30-39	Other	Female	944	Suppressed
Confirmed	40-49	Other	Female	884	Suppressed
Confirmed	50-59	Other	Female	618	Suppressed
Confirmed	60-69	Other	Female	403	15

Confirmed	70-79	Other	Female	213	16
Confirmed	80+	Other	Female	170	31
Confirmed	Unknown	Other	Female	Suppressed	0
Confirmed	0-9	Unknown	Female	256	0
Confirmed	10-19	Unknown	Female	1179	0
Confirmed	20-29	Unknown	Female	2490	Suppressed
Confirmed	30-39	Unknown	Female	1937	0
Confirmed	40-49	Unknown	Female	1979	Suppressed
Confirmed	50-59	Unknown	Female	2062	7
Confirmed	60-69	Unknown	Female	1511	16
Confirmed	70-79	Unknown	Female	795	21
Confirmed	80+	Unknown	Female	843	44
Confirmed	Unknown	Unknown	Female	74	0
Confirmed	0-9	White	Female	1112	0
Confirmed	10-19	White	Female	5891	0
Confirmed	20-29	White	Female	11075	7
Confirmed	30-39	White	Female	6932	10
Confirmed	40-49	White	Female	7057	27
Confirmed	50-59	White	Female	7904	76
Confirmed	60-69	White	Female	6096	205
Confirmed	70-79	White	Female	4159	465
Confirmed	80+	White	Female	4613	1269
Confirmed	Unknown	White	Female	34	0
Confirmed	0-9	American Indian/Alaska Native	Male	18	0
Confirmed	10-19	American Indian/Alaska Native	Male	42	0
Confirmed	20-29	American Indian/Alaska Native	Male	79	0
Confirmed	30-39	American Indian/Alaska Native	Male	72	0
Confirmed	40-49	American Indian/Alaska Native	Male	88	0
Confirmed	50-59	American Indian/Alaska Native	Male	69	Suppressed
Confirmed	60-69	American Indian/Alaska Native	Male	51	9
Confirmed	70-79	American Indian/Alaska Native	Male	31	7
Confirmed	80+	American Indian/Alaska Native	Male	11	Suppressed
Confirmed	Unknown	American Indian/Alaska Native	Male	0	0
Confirmed	0-9	Asian/Pacific Islander	Male	63	0
Confirmed	10-19	Asian/Pacific Islander	Male	131	0
Confirmed	20-29	Asian/Pacific Islander	Male	383	0
Confirmed	30-39	Asian/Pacific Islander	Male	317	0
Confirmed	40-49	Asian/Pacific Islander	Male	266	Suppressed
Confirmed	50-59	Asian/Pacific Islander	Male	246	Suppressed
Confirmed	60-69	Asian/Pacific Islander	Male	170	15
Confirmed	70-79	Asian/Pacific Islander	Male	74	19
Confirmed	80+	Asian/Pacific Islander	Male	42	18
Confirmed	Unknown	Asian/Pacific Islander	Male	Suppressed	0
Confirmed	0-9	Black/African American	Male	237	0
Confirmed	10-19	Black/African American	Male	721	0
Confirmed	20-29	Black/African American	Male	2212	11
Confirmed	30-39	Black/African American	Male	2262	29
Confirmed	40-49	Black/African American	Male	2411	74
Confirmed	50-59	Black/African American	Male	2614	204
Confirmed	60-69	Black/African American	Male	2332	349

Confirmed	70-79	Black/African American	Male	1402	430
Confirmed	80+	Black/African American	Male	645	318
Confirmed	Unknown	Black/African American	Male	Suppressed	0
Confirmed	0-9	Multiple Races	Male	173	Suppressed
Confirmed	10-19	Multiple Races	Male	552	0
Confirmed	20-29	Multiple Races	Male	967	0
Confirmed	30-39	Multiple Races	Male	709	Suppressed
Confirmed	40-49	Multiple Races	Male	758	Suppressed
Confirmed	50-59	Multiple Races	Male	812	Suppressed
Confirmed	60-69	Multiple Races	Male	599	22
Confirmed	70-79	Multiple Races	Male	299	15
Confirmed	80+	Multiple Races	Male	132	17
Confirmed	Unknown	Multiple Races	Male	Suppressed	0
Confirmed	0-9	Other	Male	248	0
Confirmed	10-19	Other	Male	767	0
Confirmed	20-29	Other	Male	1404	Suppressed
Confirmed	30-39	Other	Male	1060	Suppressed
Confirmed	40-49	Other	Male	946	7
Confirmed	50-59	Other	Male	712	10
Confirmed	60-69	Other	Male	437	29
Confirmed	70-79	Other	Male	222	26
Confirmed	80+	Other	Male	109	17
Confirmed	Unknown	Other	Male	Suppressed	0
Confirmed	0-9	Unknown	Male	296	0
Confirmed	10-19	Unknown	Male	1225	0
Confirmed	20-29	Unknown	Male	2565	0
Confirmed	30-39	Unknown	Male	2127	Suppressed
Confirmed	40-49	Unknown	Male	1911	10
Confirmed	50-59	Unknown	Male	2060	10
Confirmed	60-69	Unknown	Male	1508	20
Confirmed	70-79	Unknown	Male	726	28
Confirmed	80+	Unknown	Male	425	36
Confirmed	Unknown	Unknown	Male	62	0
Confirmed	0-9	White	Male	1179	0
Confirmed	10-19	White	Male	5009	0
Confirmed	20-29	White	Male	9140	6
Confirmed	30-39	White	Male	6424	14
Confirmed	40-49	White	Male	6425	44
Confirmed	50-59	White	Male	7703	145
Confirmed	60-69	White	Male	6387	348
Confirmed	70-79	White	Male	4214	608
Confirmed	80+	White	Male	2812	971
Confirmed	Unknown	White	Male	30	0
Confirmed	0-9	American Indian/Alaska Native	Unknown	0	0
Confirmed	10-19	American Indian/Alaska Native	Unknown	0	0
Confirmed	20-29	American Indian/Alaska Native	Unknown	0	0
Confirmed	30-39	American Indian/Alaska Native	Unknown	0	0
Confirmed	40-49	American Indian/Alaska Native	Unknown	0	0
Confirmed	50-59	American Indian/Alaska Native	Unknown	0	0
Confirmed	60-69	American Indian/Alaska Native	Unknown	0	0

Confirmed	70-79	American Indian/Alaska Native	Unknown	Suppressed	0
Confirmed	80+	American Indian/Alaska Native	Unknown	0	0
Confirmed	Unknown	American Indian/Alaska Native	Unknown	0	0
Confirmed	0-9	Asian/Pacific Islander	Unknown	0	0
Confirmed	10-19	Asian/Pacific Islander	Unknown	Suppressed	0
Confirmed	20-29	Asian/Pacific Islander	Unknown	Suppressed	0
Confirmed	30-39	Asian/Pacific Islander	Unknown	Suppressed	0
Confirmed	40-49	Asian/Pacific Islander	Unknown	Suppressed	0
Confirmed	50-59	Asian/Pacific Islander	Unknown	Suppressed	0
Confirmed	60-69	Asian/Pacific Islander	Unknown	0	0
Confirmed	70-79	Asian/Pacific Islander	Unknown	0	0
Confirmed	80+	Asian/Pacific Islander	Unknown	0	0
Confirmed	Unknown	Asian/Pacific Islander	Unknown	0	0
Confirmed	0-9	Black/African American	Unknown	Suppressed	0
Confirmed	10-19	Black/African American	Unknown	7	0
Confirmed	20-29	Black/African American	Unknown	Suppressed	0
Confirmed	30-39	Black/African American	Unknown	Suppressed	0
Confirmed	40-49	Black/African American	Unknown	Suppressed	0
Confirmed	50-59	Black/African American	Unknown	6	0
Confirmed	60-69	Black/African American	Unknown	Suppressed	0
Confirmed	70-79	Black/African American	Unknown	Suppressed	0
Confirmed	80+	Black/African American	Unknown	Suppressed	0
Confirmed	Unknown	Black/African American	Unknown	0	0
Confirmed	0-9	Multiple Races	Unknown	Suppressed	0
Confirmed	10-19	Multiple Races	Unknown	Suppressed	0
Confirmed	20-29	Multiple Races	Unknown	10	0
Confirmed	30-39	Multiple Races	Unknown	Suppressed	0
Confirmed	40-49	Multiple Races	Unknown	Suppressed	0
Confirmed	50-59	Multiple Races	Unknown	Suppressed	0
Confirmed	60-69	Multiple Races	Unknown	Suppressed	0
Confirmed	70-79	Multiple Races	Unknown	Suppressed	0
Confirmed	80+	Multiple Races	Unknown	Suppressed	0
Confirmed	Unknown	Multiple Races	Unknown	Suppressed	0
Confirmed	0-9	Other	Unknown	Suppressed	0
Confirmed	10-19	Other	Unknown	Suppressed	0
Confirmed	20-29	Other	Unknown	6	0
Confirmed	30-39	Other	Unknown	Suppressed	0
Confirmed	40-49	Other	Unknown	7	0
Confirmed	50-59	Other	Unknown	Suppressed	0
Confirmed	60-69	Other	Unknown	Suppressed	0
Confirmed	70-79	Other	Unknown	0	0
Confirmed	80+	Other	Unknown	0	0
Confirmed	Unknown	Other	Unknown	Suppressed	0
Confirmed	0-9	Unknown	Unknown	12	0
Confirmed	10-19	Unknown	Unknown	32	0
Confirmed	20-29	Unknown	Unknown	77	0
Confirmed	30-39	Unknown	Unknown	47	0
Confirmed	40-49	Unknown	Unknown	73	0
Confirmed	50-59	Unknown	Unknown	69	Suppressed
Confirmed	60-69	Unknown	Unknown	33	0

Confirmed	70-79	Unknown	Unknown	14	0
Confirmed	80+	Unknown	Unknown	10	0
Confirmed	Unknown	Unknown	Unknown	8	0
Confirmed	0-9	White	Unknown	0	0
Confirmed	10-19	White	Unknown	20	0
Confirmed	20-29	White	Unknown	33	0
Confirmed	30-39	White	Unknown	18	0
Confirmed	40-49	White	Unknown	12	0
Confirmed	50-59	White	Unknown	8	0
Confirmed	60-69	White	Unknown	16	0
Confirmed	70-79	White	Unknown	Suppressed	Suppressed
Confirmed	80+	White	Unknown	Suppressed	0
Confirmed	Unknown	White	Unknown	0	0
Probable	0-9	American Indian/Alaska Native	Female	Suppressed	0
Probable	10-19	American Indian/Alaska Native	Female	Suppressed	0
Probable	20-29	American Indian/Alaska Native	Female	12	0
Probable	30-39	American Indian/Alaska Native	Female	Suppressed	0
Probable	40-49	American Indian/Alaska Native	Female	7	0
Probable	50-59	American Indian/Alaska Native	Female	6	0
Probable	60-69	American Indian/Alaska Native	Female	Suppressed	0
Probable	70-79	American Indian/Alaska Native	Female	Suppressed	0
Probable	80+	American Indian/Alaska Native	Female	0	0
Probable	Unknown	American Indian/Alaska Native	Female	Suppressed	0
Probable	0-9	Asian/Pacific Islander	Female	10	0
Probable	10-19	Asian/Pacific Islander	Female	19	0
Probable	20-29	Asian/Pacific Islander	Female	32	0
Probable	30-39	Asian/Pacific Islander	Female	25	0
Probable	40-49	Asian/Pacific Islander	Female	14	0
Probable	50-59	Asian/Pacific Islander	Female	19	0
Probable	60-69	Asian/Pacific Islander	Female	6	0
Probable	70-79	Asian/Pacific Islander	Female	Suppressed	0
Probable	80+	Asian/Pacific Islander	Female	0	0
Probable	Unknown	Asian/Pacific Islander	Female	Suppressed	0
Probable	0-9	Black/African American	Female	41	0
Probable	10-19	Black/African American	Female	62	0
Probable	20-29	Black/African American	Female	145	0
Probable	30-39	Black/African American	Female	120	0
Probable	40-49	Black/African American	Female	147	Suppressed
Probable	50-59	Black/African American	Female	158	8
Probable	60-69	Black/African American	Female	123	12
Probable	70-79	Black/African American	Female	53	13
Probable	80+	Black/African American	Female	38	25
Probable	Unknown	Black/African American	Female	10	0
Probable	0-9	Multiple Races	Female	30	0
Probable	10-19	Multiple Races	Female	67	0
Probable	20-29	Multiple Races	Female	87	0
Probable	30-39	Multiple Races	Female	41	0
Probable	40-49	Multiple Races	Female	69	0
Probable	50-59	Multiple Races	Female	67	0
Probable	60-69	Multiple Races	Female	47	0

Probable	70-79	Multiple Races	Female	16	0
Probable	80+	Multiple Races	Female	10	Suppressed
Probable	Unknown	Multiple Races	Female	17	0
Probable	0-9	Other	Female	33	0
Probable	10-19	Other	Female	63	0
Probable	20-29	Other	Female	85	0
Probable	30-39	Other	Female	65	0
Probable	40-49	Other	Female	65	0
Probable	50-59	Other	Female	33	Suppressed
Probable	60-69	Other	Female	19	Suppressed
Probable	70-79	Other	Female	10	0
Probable	80+	Other	Female	Suppressed	0
Probable	Unknown	Other	Female	8	0
Probable	0-9	Unknown	Female	72	0
Probable	10-19	Unknown	Female	306	0
Probable	20-29	Unknown	Female	601	0
Probable	30-39	Unknown	Female	438	0
Probable	40-49	Unknown	Female	522	0
Probable	50-59	Unknown	Female	530	0
Probable	60-69	Unknown	Female	406	Suppressed
Probable	70-79	Unknown	Female	160	0
Probable	80+	Unknown	Female	112	Suppressed
Probable	Unknown	Unknown	Female	319	0
Probable	0-9	White	Female	279	0
Probable	10-19	White	Female	732	0
Probable	20-29	White	Female	945	0
Probable	30-39	White	Female	572	0
Probable	40-49	White	Female	718	Suppressed
Probable	50-59	White	Female	706	Suppressed
Probable	60-69	White	Female	424	17
Probable	70-79	White	Female	222	25
Probable	80+	White	Female	168	62
Probable	Unknown	White	Female	119	0
Probable	0-9	American Indian/Alaska Native	Male	Suppressed	0
Probable	10-19	American Indian/Alaska Native	Male	7	0
Probable	20-29	American Indian/Alaska Native	Male	7	0
Probable	30-39	American Indian/Alaska Native	Male	Suppressed	0
Probable	40-49	American Indian/Alaska Native	Male	Suppressed	0
Probable	50-59	American Indian/Alaska Native	Male	Suppressed	0
Probable	60-69	American Indian/Alaska Native	Male	Suppressed	0
Probable	70-79	American Indian/Alaska Native	Male	0	0
Probable	80+	American Indian/Alaska Native	Male	Suppressed	Suppressed
Probable	Unknown	American Indian/Alaska Native	Male	Suppressed	0
Probable	0-9	Asian/Pacific Islander	Male	16	0
Probable	10-19	Asian/Pacific Islander	Male	12	0
Probable	20-29	Asian/Pacific Islander	Male	34	0
Probable	30-39	Asian/Pacific Islander	Male	26	0
Probable	40-49	Asian/Pacific Islander	Male	11	0
Probable	50-59	Asian/Pacific Islander	Male	11	0
Probable	60-69	Asian/Pacific Islander	Male	Suppressed	0

Probable	70-79	Asian/Pacific Islander	Male	Suppressed	Suppressed
Probable	80+	Asian/Pacific Islander	Male	0	0
Probable	Unknown	Asian/Pacific Islander	Male	0	0
Probable	0-9	Black/African American	Male	41	0
Probable	10-19	Black/African American	Male	64	0
Probable	20-29	Black/African American	Male	88	0
Probable	30-39	Black/African American	Male	72	0
Probable	40-49	Black/African American	Male	69	8
Probable	50-59	Black/African American	Male	100	8
Probable	60-69	Black/African American	Male	96	20
Probable	70-79	Black/African American	Male	46	26
Probable	80+	Black/African American	Male	21	15
Probable	Unknown	Black/African American	Male	6	0
Probable	0-9	Multiple Races	Male	34	0
Probable	10-19	Multiple Races	Male	60	0
Probable	20-29	Multiple Races	Male	74	0
Probable	30-39	Multiple Races	Male	46	0
Probable	40-49	Multiple Races	Male	56	Suppressed
Probable	50-59	Multiple Races	Male	45	0
Probable	60-69	Multiple Races	Male	33	0
Probable	70-79	Multiple Races	Male	15	0
Probable	80+	Multiple Races	Male	Suppressed	Suppressed
Probable	Unknown	Multiple Races	Male	23	0
Probable	0-9	Other	Male	26	0
Probable	10-19	Other	Male	67	0
Probable	20-29	Other	Male	77	0
Probable	30-39	Other	Male	67	0
Probable	40-49	Other	Male	61	0
Probable	50-59	Other	Male	28	0
Probable	60-69	Other	Male	20	Suppressed
Probable	70-79	Other	Male	9	Suppressed
Probable	80+	Other	Male	Suppressed	0
Probable	Unknown	Other	Male	8	0
Probable	0-9	Unknown	Male	92	0
Probable	10-19	Unknown	Male	312	0
Probable	20-29	Unknown	Male	503	0
Probable	30-39	Unknown	Male	436	Suppressed
Probable	40-49	Unknown	Male	398	Suppressed
Probable	50-59	Unknown	Male	434	0
Probable	60-69	Unknown	Male	294	Suppressed
Probable	70-79	Unknown	Male	135	Suppressed
Probable	80+	Unknown	Male	57	6
Probable	Unknown	Unknown	Male	253	0
Probable	0-9	White	Male	310	0
Probable	10-19	White	Male	642	0
Probable	20-29	White	Male	819	Suppressed
Probable	30-39	White	Male	458	Suppressed
Probable	40-49	White	Male	503	Suppressed
Probable	50-59	White	Male	525	7
Probable	60-69	White	Male	365	15

Probable	70-79	White	Male	154	15
Probable	80+	White	Male	112	33
Probable	Unknown	White	Male	90	0
Probable	0-9	American Indian/Alaska Native	Unknown	0	0
Probable	10-19	American Indian/Alaska Native	Unknown	0	0
Probable	20-29	American Indian/Alaska Native	Unknown	Suppressed	0
Probable	30-39	American Indian/Alaska Native	Unknown	0	0
Probable	40-49	American Indian/Alaska Native	Unknown	0	0
Probable	50-59	American Indian/Alaska Native	Unknown	0	0
Probable	60-69	American Indian/Alaska Native	Unknown	0	0
Probable	70-79	American Indian/Alaska Native	Unknown	0	0
Probable	80+	American Indian/Alaska Native	Unknown	0	0
Probable	Unknown	American Indian/Alaska Native	Unknown	0	0
Probable	0-9	Asian/Pacific Islander	Unknown	0	0
Probable	10-19	Asian/Pacific Islander	Unknown	0	0
Probable	20-29	Asian/Pacific Islander	Unknown	Suppressed	0
Probable	30-39	Asian/Pacific Islander	Unknown	Suppressed	0
Probable	40-49	Asian/Pacific Islander	Unknown	Suppressed	0
Probable	50-59	Asian/Pacific Islander	Unknown	0	0
Probable	60-69	Asian/Pacific Islander	Unknown	0	0
Probable	70-79	Asian/Pacific Islander	Unknown	0	0
Probable	80+	Asian/Pacific Islander	Unknown	0	0
Probable	Unknown	Asian/Pacific Islander	Unknown	0	0
Probable	0-9	Black/African American	Unknown	0	0
Probable	10-19	Black/African American	Unknown	0	0
Probable	20-29	Black/African American	Unknown	Suppressed	0
Probable	30-39	Black/African American	Unknown	Suppressed	0
Probable	40-49	Black/African American	Unknown	Suppressed	0
Probable	50-59	Black/African American	Unknown	Suppressed	0
Probable	60-69	Black/African American	Unknown	Suppressed	0
Probable	70-79	Black/African American	Unknown	0	0
Probable	80+	Black/African American	Unknown	0	0
Probable	Unknown	Black/African American	Unknown	Suppressed	0
Probable	0-9	Multiple Races	Unknown	Suppressed	0
Probable	10-19	Multiple Races	Unknown	Suppressed	0
Probable	20-29	Multiple Races	Unknown	9	0
Probable	30-39	Multiple Races	Unknown	Suppressed	0
Probable	40-49	Multiple Races	Unknown	Suppressed	0
Probable	50-59	Multiple Races	Unknown	Suppressed	0
Probable	60-69	Multiple Races	Unknown	Suppressed	0
Probable	70-79	Multiple Races	Unknown	0	0
Probable	80+	Multiple Races	Unknown	0	0
Probable	Unknown	Multiple Races	Unknown	Suppressed	0
Probable	0-9	Other	Unknown	Suppressed	0
Probable	10-19	Other	Unknown	Suppressed	0
Probable	20-29	Other	Unknown	0	0
Probable	30-39	Other	Unknown	0	0
Probable	40-49	Other	Unknown	Suppressed	0
Probable	50-59	Other	Unknown	Suppressed	0
Probable	60-69	Other	Unknown	Suppressed	0

Probable	70-79	Other	Unknown	0	0
Probable	80+	Other	Unknown	0	0
Probable	Unknown	Other	Unknown	Suppressed	0
Probable	0-9	Unknown	Unknown	24	0
Probable	10-19	Unknown	Unknown	46	0
Probable	20-29	Unknown	Unknown	92	0
Probable	30-39	Unknown	Unknown	67	0
Probable	40-49	Unknown	Unknown	80	0
Probable	50-59	Unknown	Unknown	71	0
Probable	60-69	Unknown	Unknown	53	0
Probable	70-79	Unknown	Unknown	21	0
Probable	80+	Unknown	Unknown	Suppressed	0
Probable	Unknown	Unknown	Unknown	510	0
Probable	0-9	White	Unknown	9	0
Probable	10-19	White	Unknown	14	0
Probable	20-29	White	Unknown	12	0
Probable	30-39	White	Unknown	6	0
Probable	40-49	White	Unknown	14	0
Probable	50-59	White	Unknown	13	0
Probable	60-69	White	Unknown	Suppressed	0
Probable	70-79	White	Unknown	Suppressed	0
Probable	80+	White	Unknown	Suppressed	0
Probable	Unknown	White	Unknown	14	0

PUBLIC USE DATASETS

COVID-19 Tests by County

README

Data includes tests by type (diagnostic, serology or total combined) by county.

Diagnostic tests are used to find current infection and look for genes or proteins from the severe acute respiratory syndrome coronavirus 2 (SARS-CoV-2), the virus that causes COVID-19. These tests, which are performed as nasal swabs, include: Nucleic acid amplification test/real-time polymerase chain reaction (NAAT/RT-PCR) test and rapid virus antigen detection point of care (POC) tests.

Serology tests are used to look for the possibility of previous infection. Serology tests look for antibodies to SARS-CoV-2 in the blood. There are currently two types of serology tests: the enzyme-linked immunosorbent assay (ELISA) test and the rapid antibody detection POC test. Serology tests do not diagnose disease and do not guarantee immunity, but might provide information about previous infection.

Correctional includes state and federal prisons and county and city detection facilities. Testing data represents total tests performed, not individuals tested. A single individual may have more than one test completed.

COVID-19 TESTS BY COUNTY 2020-11-03

Updated	COUNTY	TestType	Count	RatePerMillion
2020/11/03 14:44:31	Alcona	Diagnostic	2767	265930
2020/11/03 14:44:31	Alcona	Serology	78	7496
2020/11/03 14:44:31	Alcona	Total	2845	273426
2020/11/03 14:44:31	Alger	Serology	95	10430
2020/11/03 14:44:31	Alger	Diagnostic	2708	297321
2020/11/03 14:44:31	Alger	Total	2803	307751
2020/11/03 14:44:31	Allegan	Diagnostic	46423	393145
2020/11/03 14:44:31	Allegan	Serology	1269	10747
2020/11/03 14:44:31	Allegan	Total	47692	403892
2020/11/03 14:44:31	Alpena	Diagnostic	4571	160922
2020/11/03 14:44:31	Alpena	Serology	298	10491
2020/11/03 14:44:31	Alpena	Total	4869	171413
2020/11/03 14:44:31	Antrim	Diagnostic	7947	340722
2020/11/03 14:44:31	Antrim	Serology	275	11790
2020/11/03 14:44:31	Antrim	Total	8222	352512
2020/11/03 14:44:31	Arenac	Diagnostic	5447	365988
2020/11/03 14:44:31	Arenac	Serology	211	14177
2020/11/03 14:44:31	Arenac	Total	5658	380165
2020/11/03 14:44:31	Baraga	Diagnostic	7857	957120
2020/11/03 14:44:31	Baraga	Serology	47	5725
2020/11/03 14:44:31	Baraga	Total	7904	962846
2020/11/03 14:44:31	Barry	Serology	913	14833
2020/11/03 14:44:31	Barry	Diagnostic	23623	383802
2020/11/03 14:44:31	Barry	Total	24536	398635
2020/11/03 14:44:31	Bay	Diagnostic	49038	475515
2020/11/03 14:44:31	Bay	Serology	2792	27074
2020/11/03 14:44:31	Bay	Total	51830	502589
2020/11/03 14:44:31	Benzie	Diagnostic	6120	344478
2020/11/03 14:44:31	Benzie	Serology	239	13453
2020/11/03 14:44:31	Benzie	Total	6359	357931
2020/11/03 14:44:31	Berrien	Diagnostic	95875	624996
2020/11/03 14:44:31	Berrien	Serology	2737	17842
2020/11/03 14:44:31	Berrien	Total	98612	642838
2020/11/03 14:44:31	Branch	Diagnostic	15752	361973
2020/11/03 14:44:31	Branch	Serology	198	4550
2020/11/03 14:44:31	Branch	Total	15950	366523
2020/11/03 14:44:31	Calhoun	Serology	956	7126
2020/11/03 14:44:31	Calhoun	Diagnostic	87343	651041
2020/11/03 14:44:31	Calhoun	Total	88299	658167
2020/11/03 14:44:31	Cass	Diagnostic	17220	332516
2020/11/03 14:44:31	Cass	Serology	335	6469
2020/11/03 14:44:31	Cass	Total	17555	338985
2020/11/03 14:44:31	Charlevoix	Diagnostic	9850	376774
2020/11/03 14:44:31	Charlevoix	Serology	577	22071
2020/11/03 14:44:31	Charlevoix	Total	10427	398845
2020/11/03 14:44:31	Cheboygan	Diagnostic	5531	218824
2020/11/03 14:44:31	Cheboygan	Serology	287	11355

2020/11/03 14:44:31	Cheboygan	Total	5818	230179
2020/11/03 14:44:31	Chippewa	Diagnostic	7663	205173
2020/11/03 14:44:31	Chippewa	Serology	149	3989
2020/11/03 14:44:31	Chippewa	Total	7812	209162
2020/11/03 14:44:31	Clare	Diagnostic	7063	228207
2020/11/03 14:44:31	Clare	Serology	423	13667
2020/11/03 14:44:31	Clare	Total	7486	241874
2020/11/03 14:44:31	Clinton	Diagnostic	24755	311012
2020/11/03 14:44:31	Clinton	Serology	2722	34198
2020/11/03 14:44:31	Clinton	Total	27477	345210
2020/11/03 14:44:31	Correctional	Diagnostic	221877	
2020/11/03 14:44:31	Correctional	Serology	12366	
2020/11/03 14:44:31	Correctional	Total	234243	
2020/11/03 14:44:31	Crawford	Diagnostic	4173	297455
2020/11/03 14:44:31	Crawford	Serology	130	9267
2020/11/03 14:44:31	Crawford	Total	4303	306722
2020/11/03 14:44:31	Delta	Diagnostic	18431	515063
2020/11/03 14:44:31	Delta	Serology	308	8607
2020/11/03 14:44:31	Delta	Total	18739	523670
2020/11/03 14:44:31	Detroit City	Serology	16506	25402
2020/11/03 14:44:31	Detroit City	Diagnostic	354991	546305
2020/11/03 14:44:31	Detroit City	Total	371497	571706
2020/11/03 14:44:31	Dickinson	Diagnostic	6150	243671
2020/11/03 14:44:31	Dickinson	Serology	74	2932
2020/11/03 14:44:31	Dickinson	Total	6224	246602
2020/11/03 14:44:31	Eaton	Diagnostic	52724	478144
2020/11/03 14:44:31	Eaton	Serology	4220	38270
2020/11/03 14:44:31	Eaton	Total	56944	516415
2020/11/03 14:44:31	Emmet	Diagnostic	12712	380428
2020/11/03 14:44:31	Emmet	Serology	921	27562
2020/11/03 14:44:31	Emmet	Total	13633	407990
2020/11/03 14:44:31	Genesee	Serology	12365	30470
2020/11/03 14:44:31	Genesee	Diagnostic	146328	360580
2020/11/03 14:44:31	Genesee	Total	158693	391050
2020/11/03 14:44:31	Gladwin	Diagnostic	7276	285905
2020/11/03 14:44:31	Gladwin	Serology	396	15561
2020/11/03 14:44:31	Gladwin	Total	7672	301466
2020/11/03 14:44:31	Gogebic	Diagnostic	10868	777674
2020/11/03 14:44:31	Gogebic	Serology	127	9088
2020/11/03 14:44:31	Gogebic	Total	10995	786762
2020/11/03 14:44:31	Grand Traverse	Diagnostic	33933	364526
2020/11/03 14:44:31	Grand Traverse	Serology	2183	23451
2020/11/03 14:44:31	Grand Traverse	Total	36116	387977
2020/11/03 14:44:31	Gratiot	Diagnostic	24345	597996
2020/11/03 14:44:31	Gratiot	Serology	534	13117
2020/11/03 14:44:31	Gratiot	Total	24879	611112
2020/11/03 14:44:31	Hillsdale	Diagnostic	17333	380068
2020/11/03 14:44:31	Hillsdale	Serology	367	8047
2020/11/03 14:44:31	Hillsdale	Total	17700	388115
2020/11/03 14:44:31	Houghton	Serology	162	4540

2020/11/03 14:44:31	Houghton	Diagnostic	18392	515413
2020/11/03 14:44:31	Houghton	Total	18554	519953
2020/11/03 14:44:31	Huron	Diagnostic	12917	416933
2020/11/03 14:44:31	Huron	Serology	316	10200
2020/11/03 14:44:31	Huron	Total	13233	427133
2020/11/03 14:44:31	Ingham	Diagnostic	147095	503051
2020/11/03 14:44:31	Ingham	Serology	14399	49243
2020/11/03 14:44:31	Ingham	Total	161494	552294
2020/11/03 14:44:31	Ionia	Serology	1256	19414
2020/11/03 14:44:31	Ionia	Diagnostic	30399	469867
2020/11/03 14:44:31	Ionia	Total	31655	489281
2020/11/03 14:44:31	Iosco	Diagnostic	10393	413619
2020/11/03 14:44:31	Iosco	Serology	234	9313
2020/11/03 14:44:31	Iosco	Total	10627	422932
2020/11/03 14:44:31	Iron	Diagnostic	11569	1045455
2020/11/03 14:44:31	Iron	Serology	37	3344
2020/11/03 14:44:31	Iron	Total	11606	1048798
2020/11/03 14:44:31	Isabella	Diagnostic	19459	278495
2020/11/03 14:44:31	Isabella	Serology	660	9446
2020/11/03 14:44:31	Isabella	Total	20119	287941
2020/11/03 14:44:31	Jackson	Diagnostic	94296	594890
2020/11/03 14:44:31	Jackson	Serology	1704	10750
2020/11/03 14:44:31	Jackson	Total	96000	605640
2020/11/03 14:44:31	Kalamazoo	Serology	3748	14140
2020/11/03 14:44:31	Kalamazoo	Diagnostic	126657	477832
2020/11/03 14:44:31	Kalamazoo	Total	130405	491972
2020/11/03 14:44:31	Kalkaska	Diagnostic	8390	465129
2020/11/03 14:44:31	Kalkaska	Serology	237	13139
2020/11/03 14:44:31	Kalkaska	Total	8627	478268
2020/11/03 14:44:31	Kent	Serology	21181	32241
2020/11/03 14:44:31	Kent	Diagnostic	367704	559710
2020/11/03 14:44:31	Kent	Total	388885	591951
2020/11/03 14:44:31	Keweenaw	Diagnostic	927	438091
2020/11/03 14:44:31	Keweenaw	Serology	19	8979
2020/11/03 14:44:31	Keweenaw	Total	946	447070
2020/11/03 14:44:31	Lake	Diagnostic	4516	381001
2020/11/03 14:44:31	Lake	Serology	128	10799
2020/11/03 14:44:31	Lake	Total	4644	391800
2020/11/03 14:44:31	Lapeer	Diagnostic	26602	303652
2020/11/03 14:44:31	Lapeer	Serology	1820	20775
2020/11/03 14:44:31	Lapeer	Total	28422	324426
2020/11/03 14:44:31	Leelanau	Diagnostic	5928	272414
2020/11/03 14:44:31	Leelanau	Serology	360	16543
2020/11/03 14:44:31	Leelanau	Total	6288	288957
2020/11/03 14:44:31	Lenawee	Diagnostic	39412	400321
2020/11/03 14:44:31	Lenawee	Serology	1008	10239
2020/11/03 14:44:31	Lenawee	Total	40420	410560
2020/11/03 14:44:31	Livingston	Diagnostic	79841	415849
2020/11/03 14:44:31	Livingston	Serology	4997	26027
2020/11/03 14:44:31	Livingston	Total	84838	441876

2020/11/03 14:44:31	Luce	Diagnostic	2599	417242
2020/11/03 14:44:31	Luce	Serology	37	5940
2020/11/03 14:44:31	Luce	Total	2636	423182
2020/11/03 14:44:31	Mackinac	Diagnostic	3501	324197
2020/11/03 14:44:31	Mackinac	Serology	64	5926
2020/11/03 14:44:31	Mackinac	Total	3565	330123
2020/11/03 14:44:31	Macomb	Serology	32211	36856
2020/11/03 14:44:31	Macomb	Diagnostic	329195	376665
2020/11/03 14:44:31	Macomb	Total	361406	413521
2020/11/03 14:44:31	Manistee	Diagnostic	7515	306010
2020/11/03 14:44:31	Manistee	Serology	413	16817
2020/11/03 14:44:31	Manistee	Total	7928	322828
2020/11/03 14:44:31	Marquette	Serology	972	14573
2020/11/03 14:44:31	Marquette	Diagnostic	51544	772785
2020/11/03 14:44:31	Marquette	Total	52516	787358
2020/11/03 14:44:31	Mason	Diagnostic	14237	488505
2020/11/03 14:44:31	Mason	Serology	592	20313
2020/11/03 14:44:31	Mason	Total	14829	508818
2020/11/03 14:44:31	Mecosta	Diagnostic	18563	427197
2020/11/03 14:44:31	Mecosta	Serology	526	12105
2020/11/03 14:44:31	Mecosta	Total	19089	439302
2020/11/03 14:44:31	Menominee	Diagnostic	8707	382221
2020/11/03 14:44:31	Menominee	Serology	48	2107
2020/11/03 14:44:31	Menominee	Total	8755	384328
2020/11/03 14:44:31	Midland	Diagnostic	19626	236014
2020/11/03 14:44:31	Midland	Serology	2714	32637
2020/11/03 14:44:31	Midland	Total	22340	268652
2020/11/03 14:44:31	Missaukee	Diagnostic	4136	273581
2020/11/03 14:44:31	Missaukee	Serology	161	10650
2020/11/03 14:44:31	Missaukee	Total	4297	284231
2020/11/03 14:44:31	Monroe	Serology	2754	18299
2020/11/03 14:44:31	Monroe	Diagnostic	54613	362877
2020/11/03 14:44:31	Monroe	Total	57367	381176
2020/11/03 14:44:31	Montcalm	Diagnostic	32197	503960
2020/11/03 14:44:31	Montcalm	Serology	1289	20176
2020/11/03 14:44:31	Montcalm	Total	33486	524136
2020/11/03 14:44:31	Montmorency	Diagnostic	2196	235420
2020/11/03 14:44:31	Montmorency	Serology	155	16617
2020/11/03 14:44:31	Montmorency	Total	2351	252037
2020/11/03 14:44:31	Muskegon	Diagnostic	90016	518627
2020/11/03 14:44:31	Muskegon	Serology	1676	9656
2020/11/03 14:44:31	Muskegon	Total	91692	528283
2020/11/03 14:44:31	Newaygo	Diagnostic	20131	411004
2020/11/03 14:44:31	Newaygo	Serology	817	16680
2020/11/03 14:44:31	Newaygo	Total	20948	427685
2020/11/03 14:44:31	Oakland	Serology	71193	56611
2020/11/03 14:44:31	Oakland	Diagnostic	539900	429315
2020/11/03 14:44:31	Oakland	Total	611093	485926
2020/11/03 14:44:31	Oceana	Diagnostic	18108	684173
2020/11/03 14:44:31	Oceana	Serology	452	17078

2020/11/03 14:44:31	Oceana	Total	18560	701251
2020/11/03 14:44:31	Ogemaw	Diagnostic	6531	311044
2020/11/03 14:44:31	Ogemaw	Serology	224	10668
2020/11/03 14:44:31	Ogemaw	Total	6755	321713
2020/11/03 14:44:31	Ontonagon	Diagnostic	4180	730769
2020/11/03 14:44:31	Ontonagon	Serology	36	6294
2020/11/03 14:44:31	Ontonagon	Total	4216	737063
2020/11/03 14:44:31	Osceola	Diagnostic	11036	470418
2020/11/03 14:44:31	Osceola	Serology	399	17008
2020/11/03 14:44:31	Osceola	Total	11435	487425
2020/11/03 14:44:31	Oscoda	Diagnostic	2134	258949
2020/11/03 14:44:31	Oscoda	Serology	91	11042
2020/11/03 14:44:31	Oscoda	Total	2225	269992
2020/11/03 14:44:31	Otsego	Diagnostic	6485	262891
2020/11/03 14:44:31	Otsego	Serology	352	14269
2020/11/03 14:44:31	Otsego	Total	6837	277161
2020/11/03 14:44:31	Ottawa	Diagnostic	154667	529990
2020/11/03 14:44:31	Ottawa	Serology	6287	21543
2020/11/03 14:44:31	Ottawa	Total	160954	551533
2020/11/03 14:44:31	Presque Isle	Diagnostic	3248	257942
2020/11/03 14:44:31	Presque Isle	Serology	188	14930
2020/11/03 14:44:31	Presque Isle	Total	3436	272872
2020/11/03 14:44:31	Roscommon	Diagnostic	8435	351180
2020/11/03 14:44:31	Roscommon	Serology	353	14697
2020/11/03 14:44:31	Roscommon	Total	8788	365877
2020/11/03 14:44:31	Saginaw	Serology	3526	18505
2020/11/03 14:44:31	Saginaw	Diagnostic	107607	564751
2020/11/03 14:44:31	Saginaw	Total	111133	583256
2020/11/03 14:44:31	Sanilac	Diagnostic	18097	439568
2020/11/03 14:44:31	Sanilac	Serology	532	12922
2020/11/03 14:44:31	Sanilac	Total	18629	452490
2020/11/03 14:44:31	Schoolcraft	Diagnostic	2480	306400
2020/11/03 14:44:31	Schoolcraft	Serology	47	5807
2020/11/03 14:44:31	Schoolcraft	Total	2527	312207
2020/11/03 14:44:31	Shiawassee	Diagnostic	29263	429568
2020/11/03 14:44:31	Shiawassee	Serology	1689	24794
2020/11/03 14:44:31	Shiawassee	Total	30952	454361
2020/11/03 14:44:31	St Clair	Serology	4531	28474
2020/11/03 14:44:31	St Clair	Diagnostic	50888	319793
2020/11/03 14:44:31	St Clair	Total	55419	348267
2020/11/03 14:44:31	St Joseph	Diagnostic	25063	411111
2020/11/03 14:44:31	St Joseph	Serology	915	15009
2020/11/03 14:44:31	St Joseph	Total	25978	426120
2020/11/03 14:44:31	Tuscola	Serology	889	17016
2020/11/03 14:44:31	Tuscola	Diagnostic	29349	561757
2020/11/03 14:44:31	Tuscola	Total	30238	578773
2020/11/03 14:44:31	Unknown	Serology	19415	
2020/11/03 14:44:31	Unknown	Diagnostic	249808	
2020/11/03 14:44:31	Unknown	Total	269223	
2020/11/03 14:44:31	Van Buren	Serology	802	10598

2020/11/03 14:44:31	Van Buren	Diagnostic	42097	556272
2020/11/03 14:44:31	Van Buren	Total	42899	566870
2020/11/03 14:44:31	Washtenaw	Diagnostic	212469	577988
2020/11/03 14:44:31	Washtenaw	Serology	11467	31194
2020/11/03 14:44:31	Washtenaw	Total	223936	609182
2020/11/03 14:44:31	Wayne	Diagnostic	556922	504544
2020/11/03 14:44:31	Wayne	Serology	47107	42677
2020/11/03 14:44:31	Wayne	Total	604029	547221
2020/11/03 14:44:31	Wexford	Diagnostic	11946	355208
2020/11/03 14:44:31	Wexford	Serology	415	12340
2020/11/03 14:44:31	Wexford	Total	12361	367548

PUBLIC USE DATASETS

Diagnostic Tests by Result and County

README

Data include diagnostic tests for COVID-19 by date and county.

Diagnostic tests are used to find current infection and look for genes or proteins from the severe acute respiratory syndrome coronavirus 2 (SARS-CoV-2), the virus that causes COVID-19. These tests, which are performed as nasal swabs, include: Nucleic acid amplification test/real-time polymerase chain reaction (NAAT/RT-PCR) test and rapid virus antigen detection point of care (POC) tests.

Correctional includes state and federal prisons and county and city detection facilities. Testing data represents total tests performed, not individuals tested. A single individual may have more than one test completed.

The total number of positive tests may exceed the number of confirmed cases due to 1) a single individual may have more than one test performed; 2) MDHHS may receive data on positive tests in advance of a local health department classifying an individual as a confirmed or probable case, and 3) although efforts have been made to deduplicate testing data, some duplication may occur.

DIAGNOSTIC TESTS BY RESULT AND COUNTY 2020-11-03

MessageDate	COUNTY	Negative	Positive	Total
11/2/2020	Alcona	10	3	13
11/2/2020	Alger	14	2	16
11/2/2020	Allegan	351	54	405
11/2/2020	Alpena	25	2	27
11/2/2020	Antrim	32	4	36
11/2/2020	Arenac	22	4	26
11/2/2020	Baraga	44	12	56
11/2/2020	Barry	143	37	180
11/2/2020	Bay	401	61	462
11/2/2020	Benzie	17	2	19
11/2/2020	Berrien	473	63	536
11/2/2020	Branch	160	28	188
11/2/2020	Calhoun	536	120	656
11/2/2020	Cass	108	23	131
11/2/2020	Charlevoix	67	8	75
11/2/2020	Cheboygan	44	1	45
11/2/2020	Chippewa	44	3	47
11/2/2020	Clare	21	1	22
11/2/2020	Clinton	113	16	129
11/2/2020	Correctional	3282	5	3287
11/2/2020	Crawford	9	1	10
11/2/2020	Delta	121	38	159
11/2/2020	Detroit City	2011	121	2132
11/2/2020	Dickinson	46	8	54
11/2/2020	Eaton	270	29	299
11/2/2020	Emmet	157	32	189
11/2/2020	Genesee	1335	162	1497
11/2/2020	Gladwin	19	4	23
11/2/2020	Gogebic	39	12	51
11/2/2020	Grand Traverse	243	26	269
11/2/2020	Gratiot	107	7	114
11/2/2020	Hillsdale	184	20	204
11/2/2020	Houghton	184	23	207
11/2/2020	Huron	58	12	70
11/2/2020	Ingham	578	52	630
11/2/2020	Ionia	218	24	242
11/2/2020	Iosco	51	7	58
11/2/2020	Iron	49	9	58
11/2/2020	Isabella	76	7	83
11/2/2020	Jackson	575	113	688
11/2/2020	Kalamazoo	1145	186	1331
11/2/2020	Kalkaska	32	4	36
11/2/2020	Kent	2351	422	2773
11/2/2020	Keweenaw	8	0	8
11/2/2020	Lake	21	1	22
11/2/2020	Lapeer	183	22	205
11/2/2020	Leelanau	27	4	31

11/2/2020	Lenawee	210	17	227
11/2/2020	Livingston	738	74	812
11/2/2020	Luce	1	1	2
11/2/2020	Mackinac	17	0	17
11/2/2020	Macomb	2228	365	2593
11/2/2020	Manistee	19	3	22
11/2/2020	Marquette	813	93	906
11/2/2020	Mason	94	12	106
11/2/2020	Mecosta	100	18	118
11/2/2020	Menominee	35	7	42
11/2/2020	Midland	184	25	209
11/2/2020	Missaukee	22	6	28
11/2/2020	Monroe	465	44	509
11/2/2020	Montcalm	230	13	243
11/2/2020	Montmorency	17	1	18
11/2/2020	Muskegon	570	151	721
11/2/2020	Newaygo	120	21	141
11/2/2020	Oakland	5428	694	6122
11/2/2020	Oceana	97	11	108
11/2/2020	Ogemaw	35	2	37
11/2/2020	Ontonagon	25	1	26
11/2/2020	Osceola	72	8	80
11/2/2020	Oscoda	6	0	6
11/2/2020	Otsego	29	5	34
11/2/2020	Ottawa	921	183	1104
11/2/2020	Presque Isle	25	4	29
11/2/2020	Roscommon	41	4	45
11/2/2020	Saginaw	507	52	559
11/2/2020	Sanilac	200	16	216
11/2/2020	Schoolcraft	5	0	5
11/2/2020	Shiawassee	314	32	346
11/2/2020	St Clair	311	40	351
11/2/2020	St Joseph	149	24	173
11/2/2020	Tuscola	447	22	469
11/2/2020	Unknown	520	42	562
11/2/2020	Van Buren	385	46	431
11/2/2020	Washtenaw	1748	92	1840
11/2/2020	Wayne	4441	470	4911
11/2/2020	Wexford	72	7	79