



Western Michigan University  
ScholarWorks at WMU

---

Cumulative Michigan COVID-19 Data

Michigan COVID-19 State Data

---

11-4-2020

## 2020-11-04\_MichiganOverview\_COVIDstats

Michigan Department of Health & Human Services

Follow this and additional works at: <https://scholarworks.wmich.edu/michigan-covid-data-state-cumulative>



Part of the Public Health Commons

---

### WMU ScholarWorks Citation

Michigan Department of Health & Human Services, "2020-11-04\_MichiganOverview\_COVIDstats" (2020).  
*Cumulative Michigan COVID-19 Data*. 242.

<https://scholarworks.wmich.edu/michigan-covid-data-state-cumulative/242>

This Website is brought to you for free and open access  
by the Michigan COVID-19 State Data at ScholarWorks at  
WMU. It has been accepted for inclusion in Cumulative  
Michigan COVID-19 Data by an authorized administrator  
of ScholarWorks at WMU. For more information, please  
contact [wmu-scholarworks@wmich.edu](mailto:wmu-scholarworks@wmich.edu).



# Coronavirus

CORONAVIRUS / MICHIGAN DATA

## Michigan Data



**DATA ABOUT  
PLACES**

**LONG TERM CARE FACILITIES**

**CORONAVIRUS  
SYMPTOMS**

**CUMULATIVE  
RECOVERED**

**OUTBREAK  
REPORTING**

**SCHOOL-RELATED  
OUTBREAK REPORTING**

CURRENT STATUS	DAILY CASES	CUMULATIVE TRENDS	DEMOGRAPHICS	TOTAL TESTING	DIAGNOSTIC TESTING	LEARN MORE
----------------	-------------	-------------------	--------------	---------------	--------------------	------------

View Cases

View Deaths

View Table

Select Preparedness Region:

All

Select County:

All

This report is provisional and subject to change. City of Detroit and Wayne County are reported separately. MDHHS began tracking probable cases April 5, 2020. FCI indicates federal correctional institute. MDOC indicates Michigan Department of Corrections. Diagnostic tests, including nucleic acid amplification/real-time polymerase chain reaction (NAAT/RT-PCR) and rapid virus antigen detection point of care (POC) tests, look for current infection. Serology (antibody) tests are used to look for the possibility of previous infection.

Source: Michigan Disease Surveillance System (MDSS) and Vital Records.

COVID-19 Cases by County

Confirmed cases include individuals with a positive diagnostic test for COVID-19. Probable cases include individuals with COVID-19 symptoms and an epidemiologic link to confirmed COVID-19, but no diagnostic test.

Cases by County

9-82

83-507

508-3228

3229-28198

28199+

Michigan

Wednesday, November 4, 2020

Michigan (Statewide) Case Fatality Rate

3.9%

Current Totals



Case Status	Cases	Deaths
Confirmed	192,096	7,419
Probable	20,064	363
Total	212,160	7,782

Laboratory Testing

Test Type	Tests Performed
Diagnostic	5,135,947
Serology	333,334
Total	5,469,281

Microsoft Power BI

< 1 of 7 >



Cases by Hispanic/Latino Ethnicity		
Hispanic/Latino Ethnicity	Percentage of Overall Cases by Ethnicity	Percentage of Deceased Cases by Ethnicity
Hispanic/Latino	7.02%	2.51%
Non-Hispanic Latino	71.41%	85.55%
Unknown	21.57%	11.94%

https://www.michigan.gov/coronavirus/0,9753,7-406-98163\_98173---,00.html

2/4

***Totals may not add to 100% due to rounding***

### Cases by Arab Ethnicity

Arab Ethnicity	Percentage of Overall Cases by Ethnicity	Percentage of Deceased Cases by Ethnicity
Arab	3.88%	2.02%
Non-Arab	56.47%	49.33%
Unknown	39.65%	48.65%

***Totals may not add to 100% due to rounding***

PUBLIC USE DATASETS 11/04/2020

(Downloadable .xlsx les)

Cases and Deaths by County

Cases and Deaths by County by Date  
of Onset of Symptoms and Date of Death

Cases by Demographics Statewide

COVID-19 Tests by County

Diagnostic Tests by Result and County

## Cumulative Total of Recovered COVID-19 Cases

Cumulative Total of Recovered COVID-19 Cases (as of 10/30/2020): **121,093**

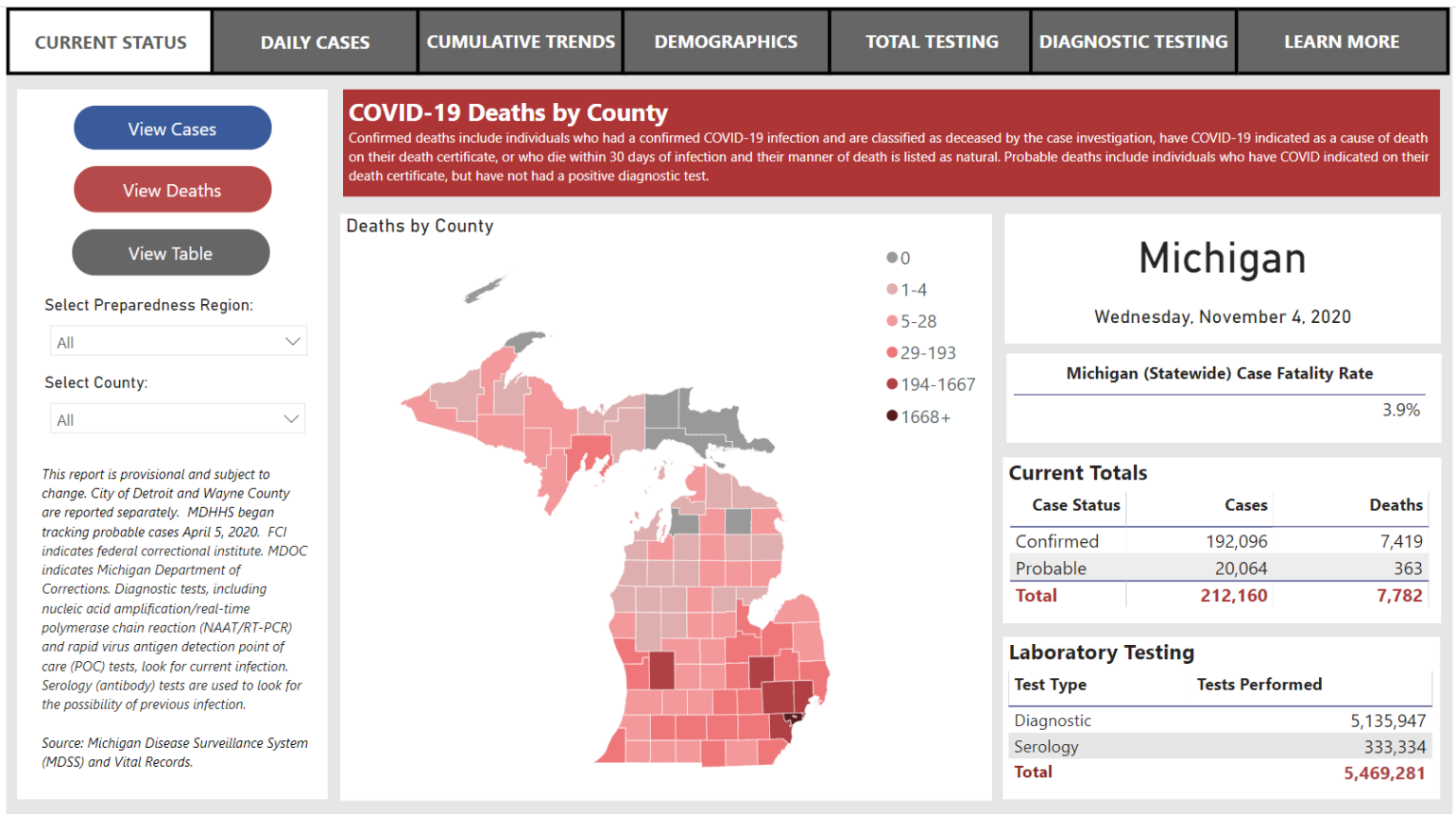
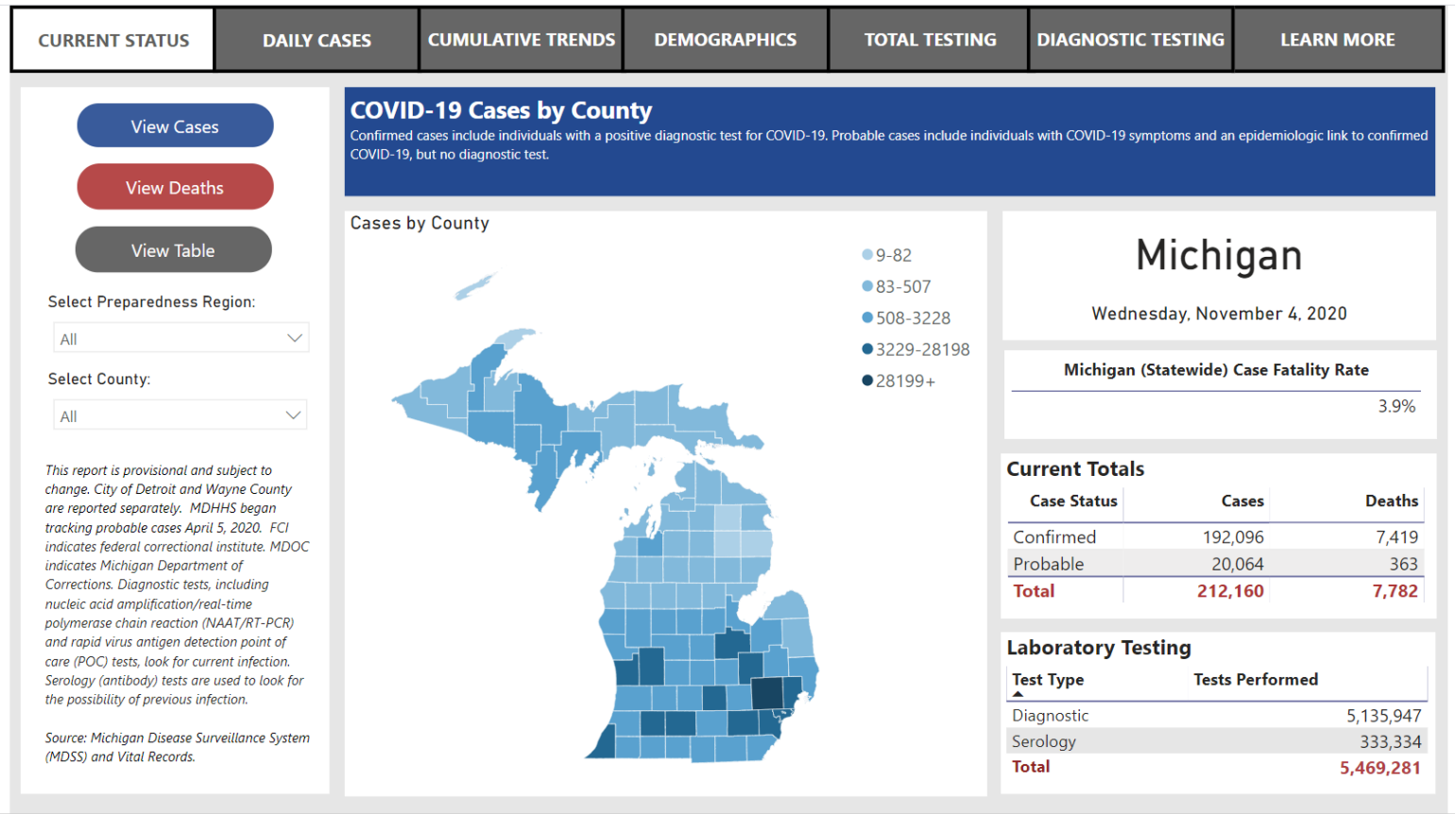
**Note on recovery:** During this response, MDHHS is reviewing vital records statistics to identify any laboratory confirmed COVID-19 cases who are 30 days out from their onset of illness to represent recovery status. As the pandemic continues to impact Michigan, this pool will expand to include more cases. Recovered is defined as the number of persons with a confirmed COVID-19 diagnosis who are alive 30 days post-onset (or referral date if onset is not available). The number of persons recovered on October 30, 2020 represents COVID-19 confirmed individuals with an onset date on or prior to September 30, 2020. If an individual dies from a COVID-related cause >30 days from onset/referral, they are removed from the number of persons recovered. These numbers will be updated every Saturday.

**Source:** Michigan Disease Surveillance System and Vital Records



●  
**MICHIGAN.GOV HOME**  
**ADA**  
**MICHIGAN NEWS**  
**POLICIES**





Confirmed Cases

Deaths

View Table

Select Preparedness Region:

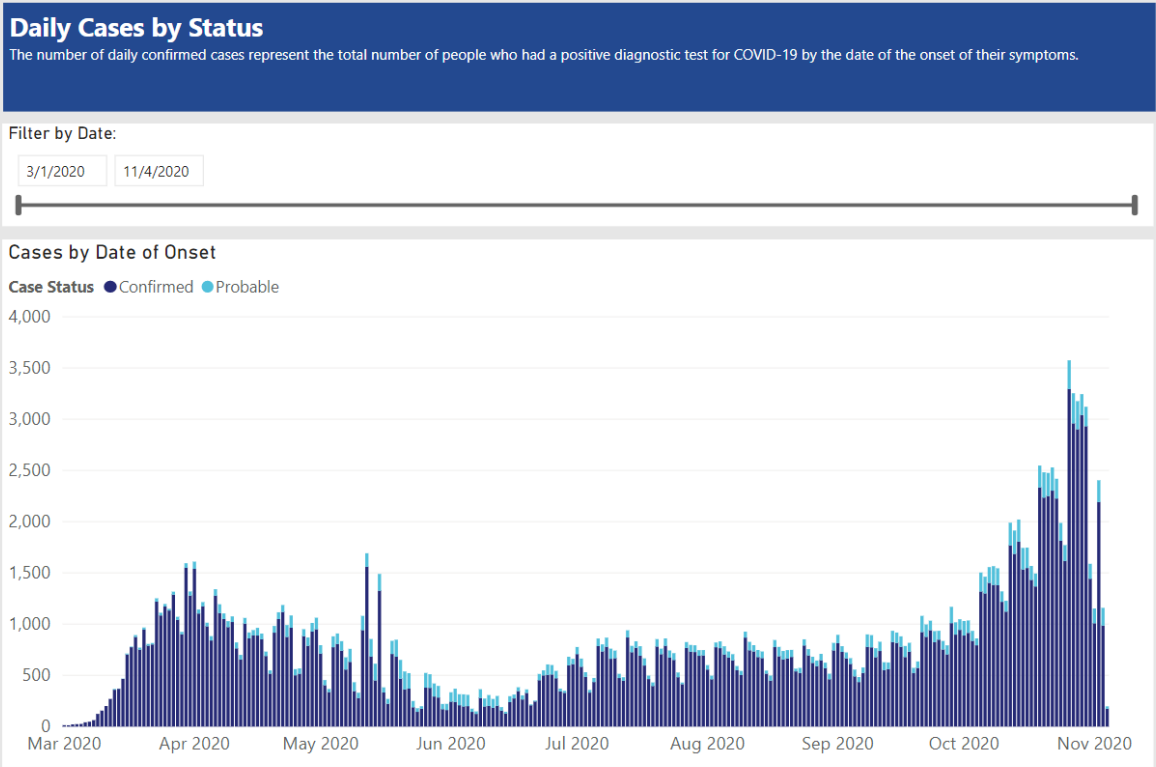
All

Select County:

All

Cases are shown by onset date or by lab specimen collection date if onset date was unavailable. Deaths are shown by date of death or date or last status update if date of death was unavailable. Tracking of probable cases and deaths did not begin until April 5, 2020, therefore only probable cases referred for investigation on or after April 5, 2020 are displayed (onset may have been prior).

Notes: FCI indicates federal correctional institute. MDOC indicates Michigan Department of Corrections.



Confirmed Cases

Deaths

View Table

Select Preparedness Region:

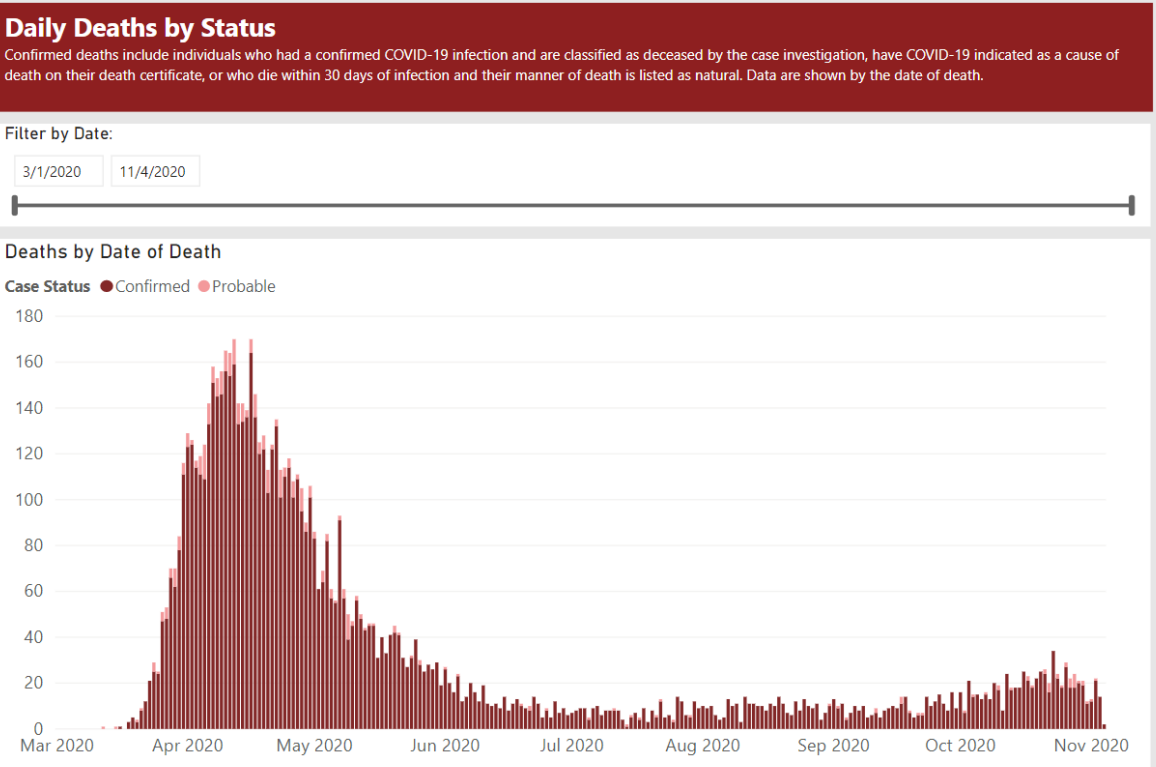
All

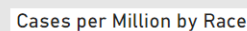
Select County:

All

Cases are shown by onset date or by lab specimen collection date if onset date was unavailable. Deaths are shown by date of death or date or last status update if date of death was unavailable. Tracking of probable cases and deaths did not begin until April 5, 2020, therefore only probable cases referred for investigation on or after April 5, 2020 are displayed (onset may have been prior).

Notes: FCI indicates federal correctional institute. MDOC indicates Michigan Department of Corrections.





Cases by Demographic Characteristics

Data are suppressed when the number of cases is five or below to protect the confidentiality of individuals. The sum of the cases for individual categories may be fewer than the total number of cases due to data suppression. Rates are not calculated for multiple races, other, and unknown race categories due to the unavailability of an appropriate denominator.

Cases

Deaths

Select case status:

Confirmed

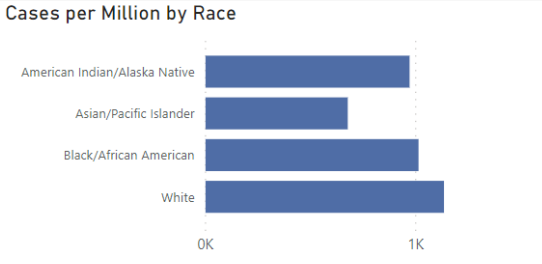
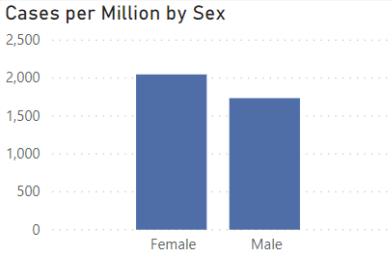
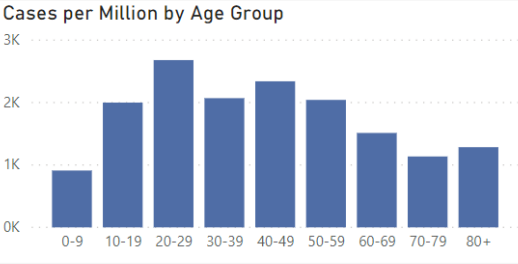
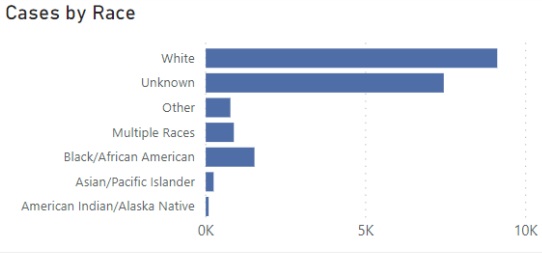
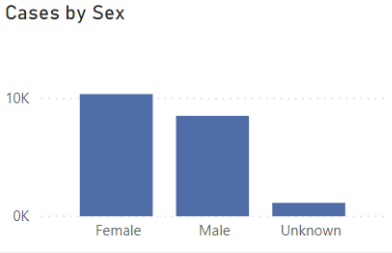
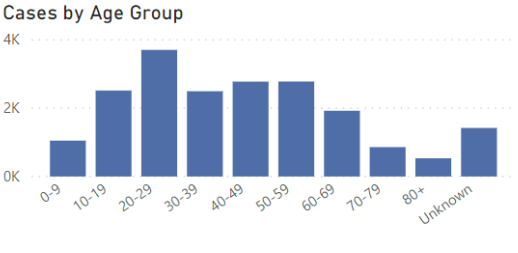
Probable

Select Preparedness Region:

All

Select county:

All



Deaths by Demographic Characteristics

Data are suppressed when the number of deaths is five or below to protect the confidentiality of individuals. The sum of the deaths for individual categories may be fewer than the total number of deaths due to data suppression. Rates are not calculated for multiple races, other, and unknown race categories due to the unavailability of an appropriate denominator.

Cases

Deaths

Select case status:

Confirmed

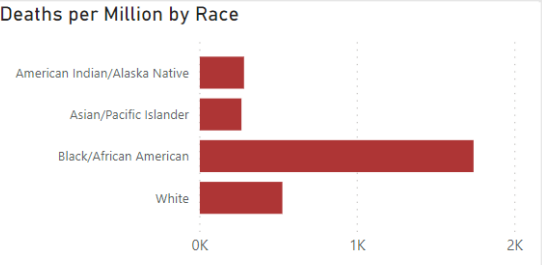
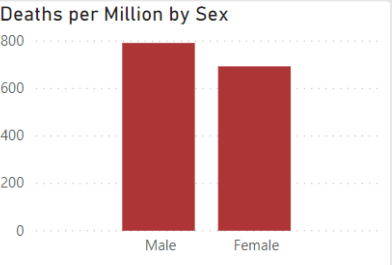
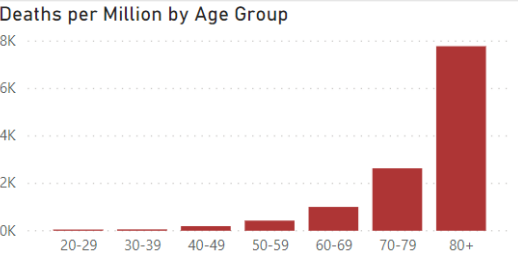
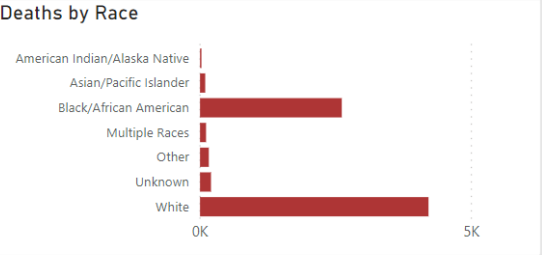
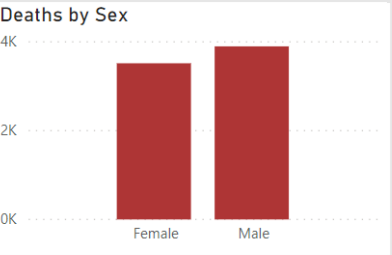
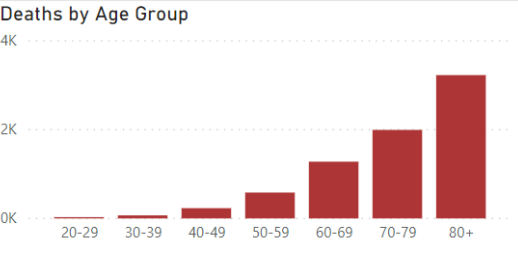
Probable

Select Preparedness Region:

All

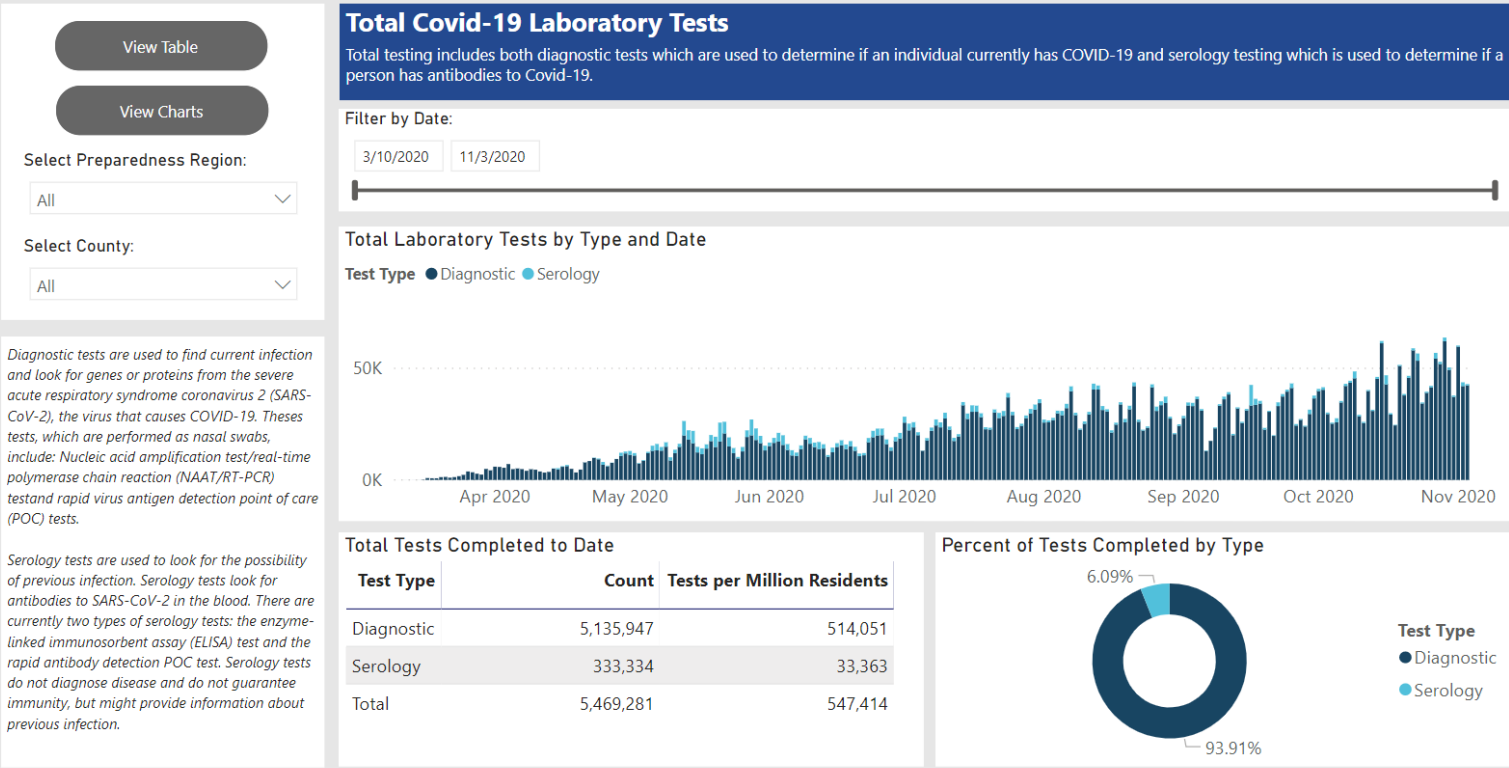
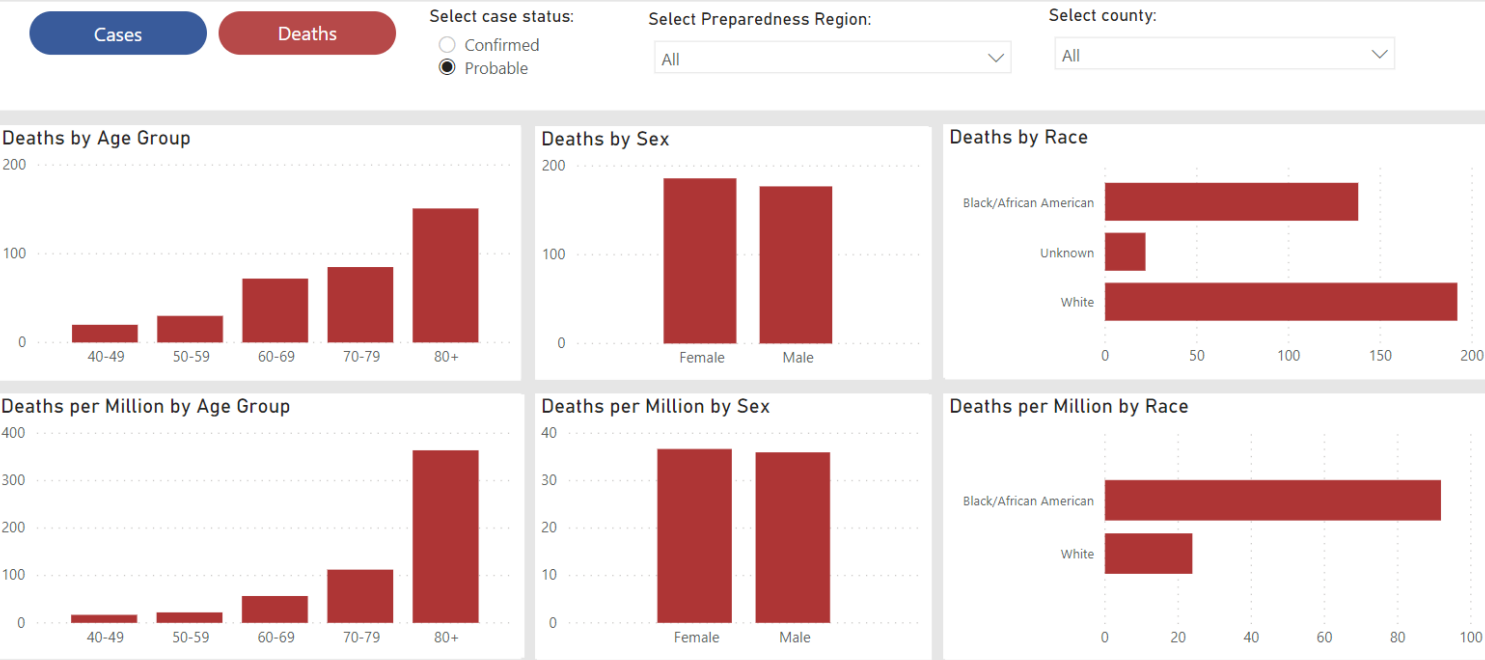
Select county:

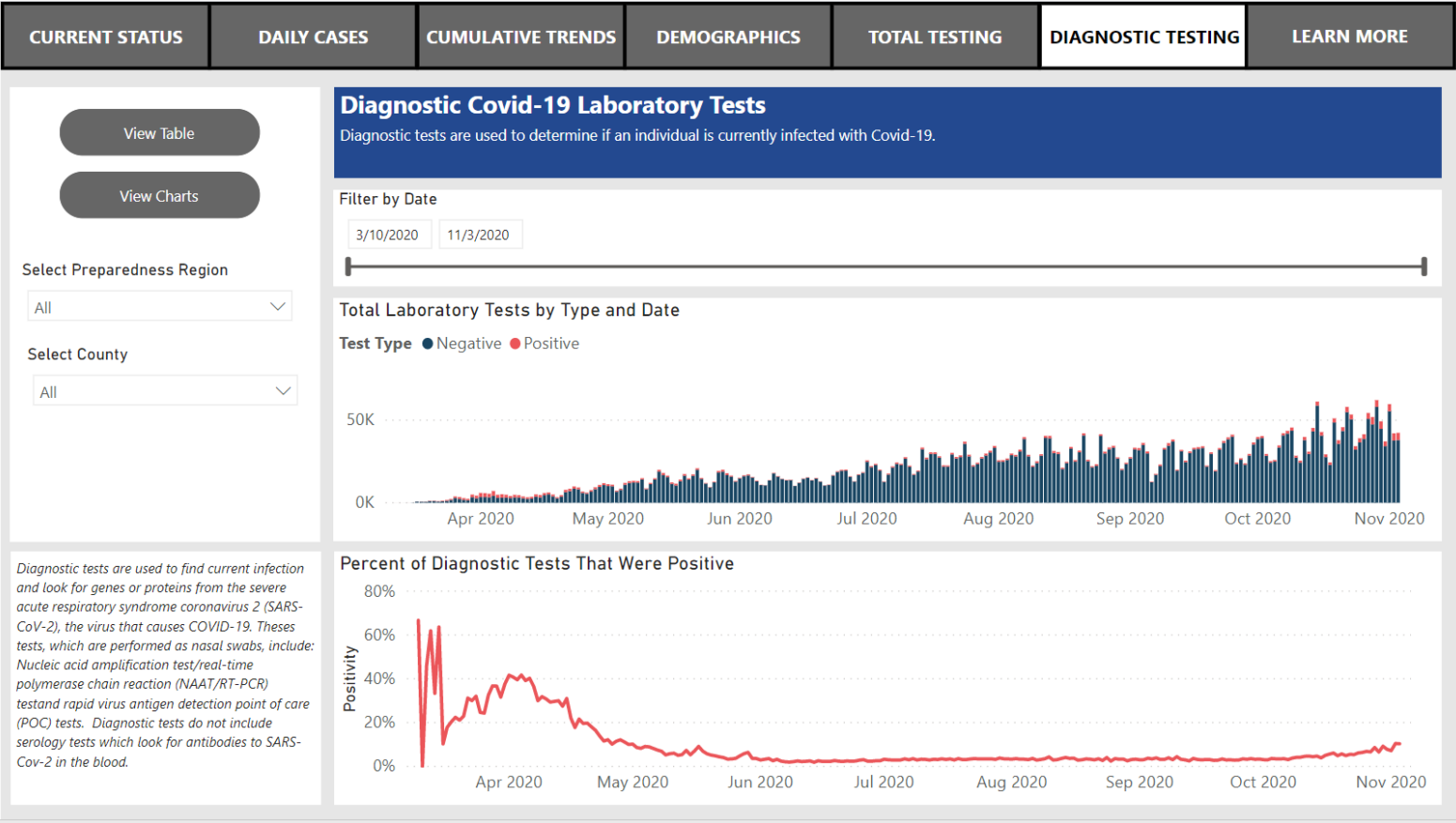
All



Deaths by Demographic Characteristics

Data are suppressed when the number of deaths is five or below to protect the confidentiality of individuals. The sum of the deaths for individual categories may be fewer than the total number of deaths due to data suppression. Rates are not calculated for multiple races, other, and unknown race categories due to the unavailability of an appropriate denominator.





# PUBLIC USE DATASETS

## Cases and Deaths by County

### README

Includes total cases and deaths to date by case status (confirmed or probable) and county.

County is based on the county of residence.

Confirmed cases only include individuals who have had a positive diagnostic laboratory test for COVID-19.

Probable cases include individuals who have symptoms consistent with COVID-19 and an epidemiologic link to a confirmed case or a positive serology (antibody) test, but do not have a positive diagnostic laboratory test for COVID-19 and individuals with a positive serology (antibody) test for COVID-19 and an epidemiologic link to a confirmed case.

Confirmed deaths include individuals who meet one or more of the following conditions: 1) Have been identified as a confirmed case and classified as deceased as a result of a case investigation in the Michigan Disease Surveillance System (MDSS). MDSS is the database used by state and local health department to monitor reportable diseases like COVID-19; 2) have been identified as a confirmed case in MDSS had have a death certificate with COVID-19 listed as a cause of death; 3) have been identified as a confirmed case in MDSS and die within 30 days of onset of COVID-19 infection and have a death certificate which classifies their manner death as 'natural'.

Probable deaths include individuals who have COVID indicated as a cause of death on their death certificate but have not had a positive diagnostic laboratory test.

The number of probable cases can change daily based on information obtained through the health department investigation. Probable cases can be re-classified as a confirmed case or determined to not be a case.

# **CASES AND DEATHS BY COUNTY 2020-11-04**

Updated	COUNTY	ConfirmedCases	ConfirmedDeaths	ProbableCases	ProbableDeaths
2020/11/04 15:30:39	Alcona	50	3	8	0
2020/11/04 15:30:39	Alger	102	1	29	0
2020/11/04 15:30:39	Allegan	1550	8	166	0
2020/11/04 15:30:39	Alpena	173	14	23	0
2020/11/04 15:30:39	Antrim	143	0	14	0
2020/11/04 15:30:39	Arenac	112	3	11	0
2020/11/04 15:30:39	Baraga	127	4	26	0
2020/11/04 15:30:39	Barry	859	6	79	0
2020/11/04 15:30:39	Bay	1698	66	127	0
2020/11/04 15:30:39	Benzie	146	2	17	0
2020/11/04 15:30:39	Berrien	2925	86	304	3
2020/11/04 15:30:39	Branch	949	12	120	1
2020/11/04 15:30:39	Calhoun	3217	71	423	3
2020/11/04 15:30:39	Cass	1088	25	113	0
2020/11/04 15:30:39	Charlevoix	230	4	25	0
2020/11/04 15:30:39	Cheboygan	189	4	25	0
2020/11/04 15:30:39	Chippewa	134	0	103	0
2020/11/04 15:30:39	Clare	324	17	39	0
2020/11/04 15:30:39	Clinton	1258	16	159	0
2020/11/04 15:30:39	Crawford	155	5	15	0
2020/11/04 15:30:39	Delta	1367	33	157	7
2020/11/04 15:30:39	Dickinson	848	20	25	1
2020/11/04 15:30:39	Eaton	1302	12	110	0
2020/11/04 15:30:39	Emmet	403	8	28	0
2020/11/04 15:30:39	Genesee	6723	322	1185	27
2020/11/04 15:30:39	Gladwin	234	3	34	0
2020/11/04 15:30:39	Gogebic	357	6	138	9
2020/11/04 15:30:39	Grand Traverse	843	13	87	0
2020/11/04 15:30:39	Gratiot	623	17	85	0
2020/11/04 15:30:39	Hillsdale	588	27	60	2
2020/11/04 15:30:39	Houghton	868	8	181	2
2020/11/04 15:30:39	Huron	276	8	55	0
2020/11/04 15:30:39	Ingham	5006	70	95	0
2020/11/04 15:30:39	Ionia	876	8	39	0
2020/11/04 15:30:39	Iosco	297	16	51	1
2020/11/04 15:30:39	Iron	476	23	32	4
2020/11/04 15:30:39	Isabella	1114	15	131	0
2020/11/04 15:30:39	Jackson	2190	68	35	2
2020/11/04 15:30:39	Kalamazoo	4715	114	928	4
2020/11/04 15:30:39	Kalkaska	148	4	17	0
2020/11/04 15:30:39	Kent	16535	191	984	3
2020/11/04 15:30:39	Keweenaw	24	0	1	0
2020/11/04 15:30:39	Lake	78	1	5	0
2020/11/04 15:30:39	Lapeer	899	37	172	1
2020/11/04 15:30:39	Leelanau	159	2	14	0
2020/11/04 15:30:39	Lenawee	1233	20	61	0
2020/11/04 15:30:39	Livingston	2225	34	340	1

2020/11/04 15:30:39	Luce	111	0	27	0
2020/11/04 15:30:39	Mackinac	142	0	40	0
2020/11/04 15:30:39	Macomb	19928	1053	1104	49
2020/11/04 15:30:39	Manistee	161	4	12	0
2020/11/04 15:30:39	Marquette	1219	18	170	0
2020/11/04 15:30:39	Mason	298	3	24	0
2020/11/04 15:30:39	Mecosta	669	4	30	0
2020/11/04 15:30:39	Menominee	758	7	83	0
2020/11/04 15:30:39	Midland	1121	14	214	0
2020/11/04 15:30:39	Missaukee	105	1	18	0
2020/11/04 15:30:39	Monroe	2113	43	287	1
2020/11/04 15:30:39	Montcalm	773	13	113	0
2020/11/04 15:30:39	Montmorency	36	0	4	0
2020/11/04 15:30:39	Muskegon	2913	86	79	0
2020/11/04 15:30:39	Newaygo	770	3	23	0
2020/11/04 15:30:39	Oakland	23255	1192	4944	52
2020/11/04 15:30:39	Oceana	686	6	34	0
2020/11/04 15:30:39	Ogemaw	132	5	25	0
2020/11/04 15:30:39	Ontonagon	146	1	20	0
2020/11/04 15:30:39	Osceola	205	1	27	0
2020/11/04 15:30:39	Oscoda	45	2	20	0
2020/11/04 15:30:39	Otsego	283	11	39	1
2020/11/04 15:30:39	Ottawa	6217	77	255	5
2020/11/04 15:30:39	Presque Isle	83	1	12	0
2020/11/04 15:30:39	Roscommon	200	6	37	0
2020/11/04 15:30:39	Saginaw	4306	154	269	5
2020/11/04 15:30:39	Sanilac	266	6	9	1
2020/11/04 15:30:39	Schoolcraft	112	0	7	1
2020/11/04 15:30:39	Shiawassee	834	33	48	1
2020/11/04 15:30:39	St Clair	1570	65	324	1
2020/11/04 15:30:39	St Joseph	1337	23	182	2
2020/11/04 15:30:39	Tuscola	711	37	95	0
2020/11/04 15:30:39	Van Buren	1267	18	108	2
2020/11/04 15:30:39	Washtenaw	5421	119	691	0
2020/11/04 15:30:39	Wayne	24157	1347	2403	54
2020/11/04 15:30:39	Wexford	198	4	21	0
2020/11/04 15:30:39	MDOC	7170	75	11	0
2020/11/04 15:30:39	FCI	192	5	5	0
2020/11/04 15:30:39	Out-of-State	393	3	26	1
2020/11/04 15:30:39	Unknown	1	0	8	0
2020/11/04 15:30:39	Detroit City	15956	1552	1340	116

# PUBLIC USE DATASETS

## Cases by Demographics Statewide

### README

Includes the total number of confirmed and probable cases and confirmed and probable deaths to date by demographic characteristics

Confirmed cases only include individuals who have had a positive diagnostic laboratory test for COVID-19.

Probable cases include individuals who have symptoms consistent with COVID-19 and an epidemiologic link to a confirmed case or a positive serology (antibody) test, but do not have a positive diagnostic laboratory test for COVID-19 and individuals with a positive serology (antibody) test for COVID-19 and an epidemiologic link to a confirmed case.

Confirmed deaths include individuals who meet one or more of the following conditions: 1) Have been identified as a confirmed case and classified as deceased as a result of a case investigation in the Michigan Disease Surveillance System (MDSS). MDSS is the database used by state and local health department to monitor reportable diseases like COVID-19; 2) have been identified as a confirmed case in MDSS had have a death certificate with COVID-19 listed as a cause of death; 3) have been identified as a confirmed case in MDSS and die within 30 days of onset of COVID-19 infection and have a death certificate which classifies their manner death as 'natural'.

Probable deaths include individuals who have COVID indicated as a cause of death on their death certificate but have not had a positive diagnostic laboratory test.

The number of probable cases can change daily based on information obtained through the health department investigation. Probable cases can be re-classified as a confirmed case or determined to not be a case.

Data is suppressed when the number of cases or deaths in a single category is between one and five to protect the confidentiality of individuals.

# **CASES BY DEMOGRAPHICS STATEWIDE 2020-11-04**

CASE_STATUS	AgeCat	RaceCat	SEX	Cases	Deaths
Confirmed	0-9	American Indian/Alaska Native	Female	15	0
Confirmed	10-19	American Indian/Alaska Native	Female	62	0
Confirmed	20-29	American Indian/Alaska Native	Female	104	0
Confirmed	30-39	American Indian/Alaska Native	Female	86	0
Confirmed	40-49	American Indian/Alaska Native	Female	76	0
Confirmed	50-59	American Indian/Alaska Native	Female	82	0
Confirmed	60-69	American Indian/Alaska Native	Female	47	Suppressed
Confirmed	70-79	American Indian/Alaska Native	Female	30	Suppressed
Confirmed	80+	American Indian/Alaska Native	Female	13	Suppressed
Confirmed	Unknown	American Indian/Alaska Native	Female	0	0
Confirmed	0-9	Asian/Pacific Islander	Female	44	0
Confirmed	10-19	Asian/Pacific Islander	Female	163	0
Confirmed	20-29	Asian/Pacific Islander	Female	350	0
Confirmed	30-39	Asian/Pacific Islander	Female	328	0
Confirmed	40-49	Asian/Pacific Islander	Female	316	0
Confirmed	50-59	Asian/Pacific Islander	Female	281	Suppressed
Confirmed	60-69	Asian/Pacific Islander	Female	153	Suppressed
Confirmed	70-79	Asian/Pacific Islander	Female	70	11
Confirmed	80+	Asian/Pacific Islander	Female	66	23
Confirmed	Unknown	Asian/Pacific Islander	Female	Suppressed	0
Confirmed	0-9	Black/African American	Female	240	Suppressed
Confirmed	10-19	Black/African American	Female	701	Suppressed
Confirmed	20-29	Black/African American	Female	2589	Suppressed
Confirmed	30-39	Black/African American	Female	2478	8
Confirmed	40-49	Black/African American	Female	2502	56
Confirmed	50-59	Black/African American	Female	2403	112
Confirmed	60-69	Black/African American	Female	2172	238
Confirmed	70-79	Black/African American	Female	1426	331
Confirmed	80+	Black/African American	Female	1101	444
Confirmed	Unknown	Black/African American	Female	Suppressed	0
Confirmed	0-9	Multiple Races	Female	140	0
Confirmed	10-19	Multiple Races	Female	614	0
Confirmed	20-29	Multiple Races	Female	1224	0
Confirmed	30-39	Multiple Races	Female	910	0
Confirmed	40-49	Multiple Races	Female	985	Suppressed
Confirmed	50-59	Multiple Races	Female	1057	Suppressed
Confirmed	60-69	Multiple Races	Female	684	Suppressed
Confirmed	70-79	Multiple Races	Female	339	13
Confirmed	80+	Multiple Races	Female	256	25
Confirmed	Unknown	Multiple Races	Female	Suppressed	0
Confirmed	0-9	Other	Female	242	0
Confirmed	10-19	Other	Female	706	0
Confirmed	20-29	Other	Female	1268	0
Confirmed	30-39	Other	Female	957	Suppressed
Confirmed	40-49	Other	Female	905	Suppressed
Confirmed	50-59	Other	Female	625	Suppressed
Confirmed	60-69	Other	Female	411	16

Confirmed	70-79	Other	Female	220	16
Confirmed	80+	Other	Female	180	31
Confirmed	Unknown	Other	Female	Suppressed	0
Confirmed	0-9	Unknown	Female	272	0
Confirmed	10-19	Unknown	Female	1209	0
Confirmed	20-29	Unknown	Female	2541	Suppressed
Confirmed	30-39	Unknown	Female	2009	0
Confirmed	40-49	Unknown	Female	2046	Suppressed
Confirmed	50-59	Unknown	Female	2130	7
Confirmed	60-69	Unknown	Female	1524	16
Confirmed	70-79	Unknown	Female	818	21
Confirmed	80+	Unknown	Female	848	44
Confirmed	Unknown	Unknown	Female	73	0
Confirmed	0-9	White	Female	1139	0
Confirmed	10-19	White	Female	5995	0
Confirmed	20-29	White	Female	11325	Suppressed
Confirmed	30-39	White	Female	7141	11
Confirmed	40-49	White	Female	7271	27
Confirmed	50-59	White	Female	8116	76
Confirmed	60-69	White	Female	6263	207
Confirmed	70-79	White	Female	4275	465
Confirmed	80+	White	Female	4717	1274
Confirmed	Unknown	White	Female	36	0
Confirmed	0-9	American Indian/Alaska Native	Male	19	0
Confirmed	10-19	American Indian/Alaska Native	Male	42	0
Confirmed	20-29	American Indian/Alaska Native	Male	81	0
Confirmed	30-39	American Indian/Alaska Native	Male	75	0
Confirmed	40-49	American Indian/Alaska Native	Male	89	0
Confirmed	50-59	American Indian/Alaska Native	Male	72	Suppressed
Confirmed	60-69	American Indian/Alaska Native	Male	52	9
Confirmed	70-79	American Indian/Alaska Native	Male	30	7
Confirmed	80+	American Indian/Alaska Native	Male	11	Suppressed
Confirmed	Unknown	American Indian/Alaska Native	Male	0	0
Confirmed	0-9	Asian/Pacific Islander	Male	64	0
Confirmed	10-19	Asian/Pacific Islander	Male	134	0
Confirmed	20-29	Asian/Pacific Islander	Male	390	0
Confirmed	30-39	Asian/Pacific Islander	Male	322	0
Confirmed	40-49	Asian/Pacific Islander	Male	268	Suppressed
Confirmed	50-59	Asian/Pacific Islander	Male	249	Suppressed
Confirmed	60-69	Asian/Pacific Islander	Male	171	15
Confirmed	70-79	Asian/Pacific Islander	Male	75	19
Confirmed	80+	Asian/Pacific Islander	Male	43	18
Confirmed	Unknown	Asian/Pacific Islander	Male	Suppressed	0
Confirmed	0-9	Black/African American	Male	241	0
Confirmed	10-19	Black/African American	Male	733	0
Confirmed	20-29	Black/African American	Male	2244	11
Confirmed	30-39	Black/African American	Male	2305	29
Confirmed	40-49	Black/African American	Male	2441	74
Confirmed	50-59	Black/African American	Male	2643	204
Confirmed	60-69	Black/African American	Male	2344	350

Confirmed	70-79	Black/African American	Male	1411	430
Confirmed	80+	Black/African American	Male	646	318
Confirmed	Unknown	Black/African American	Male	Suppressed	0
Confirmed	0-9	Multiple Races	Male	176	Suppressed
Confirmed	10-19	Multiple Races	Male	561	0
Confirmed	20-29	Multiple Races	Male	987	0
Confirmed	30-39	Multiple Races	Male	722	Suppressed
Confirmed	40-49	Multiple Races	Male	766	Suppressed
Confirmed	50-59	Multiple Races	Male	824	Suppressed
Confirmed	60-69	Multiple Races	Male	613	22
Confirmed	70-79	Multiple Races	Male	300	15
Confirmed	80+	Multiple Races	Male	132	17
Confirmed	Unknown	Multiple Races	Male	Suppressed	0
Confirmed	0-9	Other	Male	257	0
Confirmed	10-19	Other	Male	780	0
Confirmed	20-29	Other	Male	1411	Suppressed
Confirmed	30-39	Other	Male	1079	Suppressed
Confirmed	40-49	Other	Male	973	7
Confirmed	50-59	Other	Male	734	10
Confirmed	60-69	Other	Male	441	29
Confirmed	70-79	Other	Male	228	25
Confirmed	80+	Other	Male	116	17
Confirmed	Unknown	Other	Male	Suppressed	0
Confirmed	0-9	Unknown	Male	301	0
Confirmed	10-19	Unknown	Male	1272	0
Confirmed	20-29	Unknown	Male	2641	0
Confirmed	30-39	Unknown	Male	2178	Suppressed
Confirmed	40-49	Unknown	Male	1959	10
Confirmed	50-59	Unknown	Male	2151	10
Confirmed	60-69	Unknown	Male	1535	20
Confirmed	70-79	Unknown	Male	739	28
Confirmed	80+	Unknown	Male	436	38
Confirmed	Unknown	Unknown	Male	64	0
Confirmed	0-9	White	Male	1222	0
Confirmed	10-19	White	Male	5121	0
Confirmed	20-29	White	Male	9323	6
Confirmed	30-39	White	Male	6595	14
Confirmed	40-49	White	Male	6609	44
Confirmed	50-59	White	Male	7905	144
Confirmed	60-69	White	Male	6556	349
Confirmed	70-79	White	Male	4322	610
Confirmed	80+	White	Male	2870	977
Confirmed	Unknown	White	Male	30	0
Confirmed	0-9	American Indian/Alaska Native	Unknown	0	0
Confirmed	10-19	American Indian/Alaska Native	Unknown	0	0
Confirmed	20-29	American Indian/Alaska Native	Unknown	0	0
Confirmed	30-39	American Indian/Alaska Native	Unknown	Suppressed	0
Confirmed	40-49	American Indian/Alaska Native	Unknown	0	0
Confirmed	50-59	American Indian/Alaska Native	Unknown	Suppressed	0
Confirmed	60-69	American Indian/Alaska Native	Unknown	0	0

Confirmed	70-79	American Indian/Alaska Native	Unknown	Suppressed	0
Confirmed	80+	American Indian/Alaska Native	Unknown	0	0
Confirmed	Unknown	American Indian/Alaska Native	Unknown	0	0
Confirmed	0-9	Asian/Pacific Islander	Unknown	0	0
Confirmed	10-19	Asian/Pacific Islander	Unknown	Suppressed	0
Confirmed	20-29	Asian/Pacific Islander	Unknown	Suppressed	0
Confirmed	30-39	Asian/Pacific Islander	Unknown	Suppressed	0
Confirmed	40-49	Asian/Pacific Islander	Unknown	Suppressed	0
Confirmed	50-59	Asian/Pacific Islander	Unknown	Suppressed	0
Confirmed	60-69	Asian/Pacific Islander	Unknown	0	0
Confirmed	70-79	Asian/Pacific Islander	Unknown	0	0
Confirmed	80+	Asian/Pacific Islander	Unknown	0	0
Confirmed	Unknown	Asian/Pacific Islander	Unknown	0	0
Confirmed	0-9	Black/African American	Unknown	Suppressed	0
Confirmed	10-19	Black/African American	Unknown	7	0
Confirmed	20-29	Black/African American	Unknown	6	0
Confirmed	30-39	Black/African American	Unknown	Suppressed	0
Confirmed	40-49	Black/African American	Unknown	Suppressed	0
Confirmed	50-59	Black/African American	Unknown	6	0
Confirmed	60-69	Black/African American	Unknown	Suppressed	0
Confirmed	70-79	Black/African American	Unknown	Suppressed	0
Confirmed	80+	Black/African American	Unknown	Suppressed	0
Confirmed	Unknown	Black/African American	Unknown	0	0
Confirmed	0-9	Multiple Races	Unknown	Suppressed	0
Confirmed	10-19	Multiple Races	Unknown	Suppressed	0
Confirmed	20-29	Multiple Races	Unknown	10	0
Confirmed	30-39	Multiple Races	Unknown	Suppressed	0
Confirmed	40-49	Multiple Races	Unknown	Suppressed	0
Confirmed	50-59	Multiple Races	Unknown	Suppressed	0
Confirmed	60-69	Multiple Races	Unknown	Suppressed	0
Confirmed	70-79	Multiple Races	Unknown	Suppressed	0
Confirmed	80+	Multiple Races	Unknown	Suppressed	0
Confirmed	Unknown	Multiple Races	Unknown	Suppressed	0
Confirmed	0-9	Other	Unknown	Suppressed	0
Confirmed	10-19	Other	Unknown	Suppressed	0
Confirmed	20-29	Other	Unknown	7	0
Confirmed	30-39	Other	Unknown	Suppressed	0
Confirmed	40-49	Other	Unknown	7	0
Confirmed	50-59	Other	Unknown	Suppressed	0
Confirmed	60-69	Other	Unknown	Suppressed	0
Confirmed	70-79	Other	Unknown	0	0
Confirmed	80+	Other	Unknown	0	0
Confirmed	Unknown	Other	Unknown	Suppressed	0
Confirmed	0-9	Unknown	Unknown	12	0
Confirmed	10-19	Unknown	Unknown	28	0
Confirmed	20-29	Unknown	Unknown	69	0
Confirmed	30-39	Unknown	Unknown	44	0
Confirmed	40-49	Unknown	Unknown	71	0
Confirmed	50-59	Unknown	Unknown	69	Suppressed
Confirmed	60-69	Unknown	Unknown	33	0

Confirmed	70-79	Unknown	Unknown	12	0
Confirmed	80+	Unknown	Unknown	11	0
Confirmed	Unknown	Unknown	Unknown	8	0
Confirmed	0-9	White	Unknown	0	0
Confirmed	10-19	White	Unknown	21	0
Confirmed	20-29	White	Unknown	35	0
Confirmed	30-39	White	Unknown	21	0
Confirmed	40-49	White	Unknown	13	0
Confirmed	50-59	White	Unknown	8	0
Confirmed	60-69	White	Unknown	16	0
Confirmed	70-79	White	Unknown	6	Suppressed
Confirmed	80+	White	Unknown	Suppressed	0
Confirmed	Unknown	White	Unknown	0	0
Probable	0-9	American Indian/Alaska Native	Female	7	0
Probable	10-19	American Indian/Alaska Native	Female	Suppressed	0
Probable	20-29	American Indian/Alaska Native	Female	13	0
Probable	30-39	American Indian/Alaska Native	Female	Suppressed	0
Probable	40-49	American Indian/Alaska Native	Female	7	0
Probable	50-59	American Indian/Alaska Native	Female	6	0
Probable	60-69	American Indian/Alaska Native	Female	Suppressed	0
Probable	70-79	American Indian/Alaska Native	Female	Suppressed	0
Probable	80+	American Indian/Alaska Native	Female	Suppressed	0
Probable	Unknown	American Indian/Alaska Native	Female	Suppressed	0
Probable	0-9	Asian/Pacific Islander	Female	10	0
Probable	10-19	Asian/Pacific Islander	Female	19	0
Probable	20-29	Asian/Pacific Islander	Female	31	0
Probable	30-39	Asian/Pacific Islander	Female	24	0
Probable	40-49	Asian/Pacific Islander	Female	14	0
Probable	50-59	Asian/Pacific Islander	Female	19	0
Probable	60-69	Asian/Pacific Islander	Female	6	0
Probable	70-79	Asian/Pacific Islander	Female	Suppressed	0
Probable	80+	Asian/Pacific Islander	Female	0	0
Probable	Unknown	Asian/Pacific Islander	Female	Suppressed	0
Probable	0-9	Black/African American	Female	42	0
Probable	10-19	Black/African American	Female	62	0
Probable	20-29	Black/African American	Female	145	0
Probable	30-39	Black/African American	Female	120	0
Probable	40-49	Black/African American	Female	149	Suppressed
Probable	50-59	Black/African American	Female	159	8
Probable	60-69	Black/African American	Female	123	12
Probable	70-79	Black/African American	Female	52	13
Probable	80+	Black/African American	Female	39	25
Probable	Unknown	Black/African American	Female	10	0
Probable	0-9	Multiple Races	Female	30	0
Probable	10-19	Multiple Races	Female	69	0
Probable	20-29	Multiple Races	Female	88	0
Probable	30-39	Multiple Races	Female	41	0
Probable	40-49	Multiple Races	Female	70	0
Probable	50-59	Multiple Races	Female	68	0
Probable	60-69	Multiple Races	Female	47	0

Probable	70-79	Multiple Races	Female	16	0
Probable	80+	Multiple Races	Female	10	Suppressed
Probable	Unknown	Multiple Races	Female	17	0
Probable	0-9	Other	Female	34	0
Probable	10-19	Other	Female	63	0
Probable	20-29	Other	Female	90	0
Probable	30-39	Other	Female	64	0
Probable	40-49	Other	Female	64	0
Probable	50-59	Other	Female	32	Suppressed
Probable	60-69	Other	Female	20	Suppressed
Probable	70-79	Other	Female	10	0
Probable	80+	Other	Female	Suppressed	0
Probable	Unknown	Other	Female	8	0
Probable	0-9	Unknown	Female	74	0
Probable	10-19	Unknown	Female	309	0
Probable	20-29	Unknown	Female	615	0
Probable	30-39	Unknown	Female	443	0
Probable	40-49	Unknown	Female	527	0
Probable	50-59	Unknown	Female	532	0
Probable	60-69	Unknown	Female	406	Suppressed
Probable	70-79	Unknown	Female	162	0
Probable	80+	Unknown	Female	114	Suppressed
Probable	Unknown	Unknown	Female	323	0
Probable	0-9	White	Female	285	0
Probable	10-19	White	Female	740	0
Probable	20-29	White	Female	964	0
Probable	30-39	White	Female	586	0
Probable	40-49	White	Female	723	Suppressed
Probable	50-59	White	Female	715	Suppressed
Probable	60-69	White	Female	432	17
Probable	70-79	White	Female	222	25
Probable	80+	White	Female	166	62
Probable	Unknown	White	Female	127	0
Probable	0-9	American Indian/Alaska Native	Male	Suppressed	0
Probable	10-19	American Indian/Alaska Native	Male	7	0
Probable	20-29	American Indian/Alaska Native	Male	8	0
Probable	30-39	American Indian/Alaska Native	Male	6	0
Probable	40-49	American Indian/Alaska Native	Male	Suppressed	0
Probable	50-59	American Indian/Alaska Native	Male	Suppressed	0
Probable	60-69	American Indian/Alaska Native	Male	Suppressed	0
Probable	70-79	American Indian/Alaska Native	Male	0	0
Probable	80+	American Indian/Alaska Native	Male	Suppressed	Suppressed
Probable	Unknown	American Indian/Alaska Native	Male	Suppressed	0
Probable	0-9	Asian/Pacific Islander	Male	16	0
Probable	10-19	Asian/Pacific Islander	Male	12	0
Probable	20-29	Asian/Pacific Islander	Male	34	0
Probable	30-39	Asian/Pacific Islander	Male	25	0
Probable	40-49	Asian/Pacific Islander	Male	11	0
Probable	50-59	Asian/Pacific Islander	Male	11	0
Probable	60-69	Asian/Pacific Islander	Male	Suppressed	0

Probable	70-79	Asian/Pacific Islander	Male	Suppressed	Suppressed
Probable	80+	Asian/Pacific Islander	Male	0	0
Probable	Unknown	Asian/Pacific Islander	Male	0	0
Probable	0-9	Black/African American	Male	42	0
Probable	10-19	Black/African American	Male	64	0
Probable	20-29	Black/African American	Male	90	0
Probable	30-39	Black/African American	Male	73	0
Probable	40-49	Black/African American	Male	71	8
Probable	50-59	Black/African American	Male	100	8
Probable	60-69	Black/African American	Male	97	20
Probable	70-79	Black/African American	Male	47	26
Probable	80+	Black/African American	Male	21	15
Probable	Unknown	Black/African American	Male	6	0
Probable	0-9	Multiple Races	Male	37	0
Probable	10-19	Multiple Races	Male	64	0
Probable	20-29	Multiple Races	Male	75	0
Probable	30-39	Multiple Races	Male	47	0
Probable	40-49	Multiple Races	Male	56	Suppressed
Probable	50-59	Multiple Races	Male	45	0
Probable	60-69	Multiple Races	Male	33	0
Probable	70-79	Multiple Races	Male	15	0
Probable	80+	Multiple Races	Male	Suppressed	Suppressed
Probable	Unknown	Multiple Races	Male	23	0
Probable	0-9	Other	Male	26	0
Probable	10-19	Other	Male	66	0
Probable	20-29	Other	Male	81	0
Probable	30-39	Other	Male	68	0
Probable	40-49	Other	Male	65	0
Probable	50-59	Other	Male	28	0
Probable	60-69	Other	Male	20	Suppressed
Probable	70-79	Other	Male	9	Suppressed
Probable	80+	Other	Male	Suppressed	0
Probable	Unknown	Other	Male	8	0
Probable	0-9	Unknown	Male	91	0
Probable	10-19	Unknown	Male	315	0
Probable	20-29	Unknown	Male	518	0
Probable	30-39	Unknown	Male	441	Suppressed
Probable	40-49	Unknown	Male	399	Suppressed
Probable	50-59	Unknown	Male	436	0
Probable	60-69	Unknown	Male	293	Suppressed
Probable	70-79	Unknown	Male	135	Suppressed
Probable	80+	Unknown	Male	57	6
Probable	Unknown	Unknown	Male	255	0
Probable	0-9	White	Male	311	0
Probable	10-19	White	Male	661	0
Probable	20-29	White	Male	831	Suppressed
Probable	30-39	White	Male	472	Suppressed
Probable	40-49	White	Male	518	Suppressed
Probable	50-59	White	Male	535	8
Probable	60-69	White	Male	372	15

Probable	70-79	White	Male	157	15
Probable	80+	White	Male	112	34
Probable	Unknown	White	Male	93	0
Probable	0-9	American Indian/Alaska Native	Unknown	0	0
Probable	10-19	American Indian/Alaska Native	Unknown	0	0
Probable	20-29	American Indian/Alaska Native	Unknown	Suppressed	0
Probable	30-39	American Indian/Alaska Native	Unknown	0	0
Probable	40-49	American Indian/Alaska Native	Unknown	0	0
Probable	50-59	American Indian/Alaska Native	Unknown	0	0
Probable	60-69	American Indian/Alaska Native	Unknown	0	0
Probable	70-79	American Indian/Alaska Native	Unknown	0	0
Probable	80+	American Indian/Alaska Native	Unknown	0	0
Probable	Unknown	American Indian/Alaska Native	Unknown	0	0
Probable	0-9	Asian/Pacific Islander	Unknown	0	0
Probable	10-19	Asian/Pacific Islander	Unknown	0	0
Probable	20-29	Asian/Pacific Islander	Unknown	Suppressed	0
Probable	30-39	Asian/Pacific Islander	Unknown	Suppressed	0
Probable	40-49	Asian/Pacific Islander	Unknown	Suppressed	0
Probable	50-59	Asian/Pacific Islander	Unknown	0	0
Probable	60-69	Asian/Pacific Islander	Unknown	0	0
Probable	70-79	Asian/Pacific Islander	Unknown	0	0
Probable	80+	Asian/Pacific Islander	Unknown	0	0
Probable	Unknown	Asian/Pacific Islander	Unknown	0	0
Probable	0-9	Black/African American	Unknown	0	0
Probable	10-19	Black/African American	Unknown	0	0
Probable	20-29	Black/African American	Unknown	Suppressed	0
Probable	30-39	Black/African American	Unknown	Suppressed	0
Probable	40-49	Black/African American	Unknown	Suppressed	0
Probable	50-59	Black/African American	Unknown	Suppressed	0
Probable	60-69	Black/African American	Unknown	Suppressed	0
Probable	70-79	Black/African American	Unknown	0	0
Probable	80+	Black/African American	Unknown	0	0
Probable	Unknown	Black/African American	Unknown	Suppressed	0
Probable	0-9	Multiple Races	Unknown	Suppressed	0
Probable	10-19	Multiple Races	Unknown	Suppressed	0
Probable	20-29	Multiple Races	Unknown	9	0
Probable	30-39	Multiple Races	Unknown	Suppressed	0
Probable	40-49	Multiple Races	Unknown	Suppressed	0
Probable	50-59	Multiple Races	Unknown	Suppressed	0
Probable	60-69	Multiple Races	Unknown	Suppressed	0
Probable	70-79	Multiple Races	Unknown	0	0
Probable	80+	Multiple Races	Unknown	0	0
Probable	Unknown	Multiple Races	Unknown	Suppressed	0
Probable	0-9	Other	Unknown	Suppressed	0
Probable	10-19	Other	Unknown	Suppressed	0
Probable	20-29	Other	Unknown	0	0
Probable	30-39	Other	Unknown	0	0
Probable	40-49	Other	Unknown	Suppressed	0
Probable	50-59	Other	Unknown	Suppressed	0
Probable	60-69	Other	Unknown	Suppressed	0

Probable	70-79	Other	Unknown	0	0
Probable	80+	Other	Unknown	0	0
Probable	Unknown	Other	Unknown	Suppressed	0
Probable	0-9	Unknown	Unknown	26	0
Probable	10-19	Unknown	Unknown	44	0
Probable	20-29	Unknown	Unknown	97	0
Probable	30-39	Unknown	Unknown	69	0
Probable	40-49	Unknown	Unknown	79	0
Probable	50-59	Unknown	Unknown	73	0
Probable	60-69	Unknown	Unknown	55	0
Probable	70-79	Unknown	Unknown	23	0
Probable	80+	Unknown	Unknown	Suppressed	0
Probable	Unknown	Unknown	Unknown	527	0
Probable	0-9	White	Unknown	9	0
Probable	10-19	White	Unknown	14	0
Probable	20-29	White	Unknown	12	0
Probable	30-39	White	Unknown	6	0
Probable	40-49	White	Unknown	13	0
Probable	50-59	White	Unknown	14	0
Probable	60-69	White	Unknown	Suppressed	0
Probable	70-79	White	Unknown	Suppressed	0
Probable	80+	White	Unknown	Suppressed	0
Probable	Unknown	White	Unknown	14	0

# PUBLIC USE DATASETS

## COVID-19 Tests by County

### README

Data includes tests by type (diagnostic, serology or total combined) by county.

Diagnostic tests are used to find current infection and look for genes or proteins from the severe acute respiratory syndrome coronavirus 2 (SARS-CoV-2), the virus that causes COVID-19. These tests, which are performed as nasal swabs, include: Nucleic acid amplification test/real-time polymerase chain reaction (NAAT/RT-PCR) test and rapid virus antigen detection point of care (POC) tests.

Serology tests are used to look for the possibility of previous infection. Serology tests look for antibodies to SARS-CoV-2 in the blood. There are currently two types of serology tests: the enzyme-linked immunosorbent assay (ELISA) test and the rapid antibody detection POC test. Serology tests do not diagnose disease and do not guarantee immunity, but might provide information about previous infection.

Correctional includes state and federal prisons and county and city detention facilities. Testing data represents total tests performed, not individuals tested. A single individual may have more than one test completed.

# COVID-19 TESTS BY COUNTY 2020-11-04

Updated	COUNTY	TestType	Count	RatePerMillion
2020/11/04 15:30:42	Alcona	Diagnostic	2779	267083
2020/11/04 15:30:42	Alcona	Serology	78	7496
2020/11/04 15:30:42	Alcona	Total	2857	274580
2020/11/04 15:30:42	Alger	Diagnostic	2717	298309
2020/11/04 15:30:42	Alger	Serology	95	10430
2020/11/04 15:30:42	Alger	Total	2812	308740
2020/11/04 15:30:42	Allegan	Diagnostic	46818	396491
2020/11/04 15:30:42	Allegan	Serology	1275	10798
2020/11/04 15:30:42	Allegan	Total	48093	407288
2020/11/04 15:30:42	Alpena	Diagnostic	4589	161556
2020/11/04 15:30:42	Alpena	Serology	298	10491
2020/11/04 15:30:42	Alpena	Total	4887	172047
2020/11/04 15:30:42	Antrim	Diagnostic	7980	342137
2020/11/04 15:30:42	Antrim	Serology	275	11790
2020/11/04 15:30:42	Antrim	Total	8255	353927
2020/11/04 15:30:42	Arenac	Diagnostic	5488	368743
2020/11/04 15:30:42	Arenac	Serology	211	14177
2020/11/04 15:30:42	Arenac	Total	5699	382920
2020/11/04 15:30:42	Baraga	Diagnostic	7860	957486
2020/11/04 15:30:42	Baraga	Serology	47	5725
2020/11/04 15:30:42	Baraga	Total	7907	963211
2020/11/04 15:30:42	Barry	Diagnostic	23831	387181
2020/11/04 15:30:42	Barry	Serology	919	14931
2020/11/04 15:30:42	Barry	Total	24750	402112
2020/11/04 15:30:42	Bay	Serology	2795	27103
2020/11/04 15:30:42	Bay	Diagnostic	49427	479287
2020/11/04 15:30:42	Bay	Total	52222	506390
2020/11/04 15:30:42	Benzie	Diagnostic	6194	348643
2020/11/04 15:30:42	Benzie	Serology	239	13453
2020/11/04 15:30:42	Benzie	Total	6433	362096
2020/11/04 15:30:42	Berrien	Serology	2741	17868
2020/11/04 15:30:42	Berrien	Diagnostic	96463	628829
2020/11/04 15:30:42	Berrien	Total	99204	646697
2020/11/04 15:30:42	Branch	Diagnostic	15973	367052
2020/11/04 15:30:42	Branch	Serology	200	4596
2020/11/04 15:30:42	Branch	Total	16173	371648
2020/11/04 15:30:42	Calhoun	Diagnostic	88536	659933
2020/11/04 15:30:42	Calhoun	Serology	962	7171
2020/11/04 15:30:42	Calhoun	Total	89498	667104
2020/11/04 15:30:42	Cass	Diagnostic	17353	335084
2020/11/04 15:30:42	Cass	Serology	336	6488
2020/11/04 15:30:42	Cass	Total	17689	341572
2020/11/04 15:30:42	Charlevoix	Serology	577	22071
2020/11/04 15:30:42	Charlevoix	Diagnostic	9885	378113
2020/11/04 15:30:42	Charlevoix	Total	10462	400184
2020/11/04 15:30:42	Cheboygan	Diagnostic	5576	220605
2020/11/04 15:30:42	Cheboygan	Serology	289	11434

2020/11/04 15:30:42	Cheboygan	Total	5865	232038
2020/11/04 15:30:42	Chippewa	Diagnostic	7708	206378
2020/11/04 15:30:42	Chippewa	Serology	149	3989
2020/11/04 15:30:42	Chippewa	Total	7857	210367
2020/11/04 15:30:42	Clare	Diagnostic	7096	229273
2020/11/04 15:30:42	Clare	Serology	423	13667
2020/11/04 15:30:42	Clare	Total	7519	242940
2020/11/04 15:30:42	Clinton	Serology	2727	34261
2020/11/04 15:30:42	Clinton	Diagnostic	24816	311778
2020/11/04 15:30:42	Clinton	Total	27543	346039
2020/11/04 15:30:42	Correctional	Serology	12369	
2020/11/04 15:30:42	Correctional	Diagnostic	225725	
2020/11/04 15:30:42	Correctional	Total	238094	
2020/11/04 15:30:42	Crawford	Diagnostic	4187	298453
2020/11/04 15:30:42	Crawford	Serology	130	9267
2020/11/04 15:30:42	Crawford	Total	4317	307720
2020/11/04 15:30:42	Delta	Diagnostic	18557	518584
2020/11/04 15:30:42	Delta	Serology	308	8607
2020/11/04 15:30:42	Delta	Total	18865	527191
2020/11/04 15:30:42	Detroit City	Diagnostic	357429	550057
2020/11/04 15:30:42	Detroit City	Serology	16548	25466
2020/11/04 15:30:42	Detroit City	Total	373977	575523
2020/11/04 15:30:42	Dickinson	Diagnostic	6187	245136
2020/11/04 15:30:42	Dickinson	Serology	75	2972
2020/11/04 15:30:42	Dickinson	Total	6262	248108
2020/11/04 15:30:42	Eaton	Diagnostic	52989	480547
2020/11/04 15:30:42	Eaton	Serology	4232	38379
2020/11/04 15:30:42	Eaton	Total	57221	518927
2020/11/04 15:30:42	Emmet	Diagnostic	12781	382493
2020/11/04 15:30:42	Emmet	Serology	922	27592
2020/11/04 15:30:42	Emmet	Total	13703	410085
2020/11/04 15:30:42	Genesee	Diagnostic	147536	363557
2020/11/04 15:30:42	Genesee	Serology	12374	30492
2020/11/04 15:30:42	Genesee	Total	159910	394048
2020/11/04 15:30:42	Gladwin	Diagnostic	7307	287123
2020/11/04 15:30:42	Gladwin	Serology	396	15561
2020/11/04 15:30:42	Gladwin	Total	7703	302684
2020/11/04 15:30:42	Gogebic	Diagnostic	10951	783614
2020/11/04 15:30:42	Gogebic	Serology	127	9088
2020/11/04 15:30:42	Gogebic	Total	11078	792701
2020/11/04 15:30:42	Grand Traverse	Diagnostic	34177	367147
2020/11/04 15:30:42	Grand Traverse	Serology	2189	23515
2020/11/04 15:30:42	Grand Traverse	Total	36366	390663
2020/11/04 15:30:42	Gratiot	Serology	535	13141
2020/11/04 15:30:42	Gratiot	Diagnostic	24538	602736
2020/11/04 15:30:42	Gratiot	Total	25073	615878
2020/11/04 15:30:42	Hillsdale	Serology	372	8157
2020/11/04 15:30:42	Hillsdale	Diagnostic	17454	382721
2020/11/04 15:30:42	Hillsdale	Total	17826	390878
2020/11/04 15:30:42	Houghton	Diagnostic	18454	517151

2020/11/04 15:30:42	Houghton	Serology	164	4596
2020/11/04 15:30:42	Houghton	Total	18618	521746
2020/11/04 15:30:42	Huron	Serology	316	10200
2020/11/04 15:30:42	Huron	Diagnostic	12958	418256
2020/11/04 15:30:42	Huron	Total	13274	428456
2020/11/04 15:30:42	Ingham	Serology	14445	49400
2020/11/04 15:30:42	Ingham	Diagnostic	147608	504805
2020/11/04 15:30:42	Ingham	Total	162053	554205
2020/11/04 15:30:42	Ionia	Serology	1258	19444
2020/11/04 15:30:42	Ionia	Diagnostic	30491	471289
2020/11/04 15:30:42	Ionia	Total	31749	490734
2020/11/04 15:30:42	Iosco	Diagnostic	10470	416683
2020/11/04 15:30:42	Iosco	Serology	234	9313
2020/11/04 15:30:42	Iosco	Total	10704	425996
2020/11/04 15:30:42	Iron	Diagnostic	11930	1078077
2020/11/04 15:30:42	Iron	Serology	37	3344
2020/11/04 15:30:42	Iron	Total	11967	1081421
2020/11/04 15:30:42	Isabella	Serology	663	9489
2020/11/04 15:30:42	Isabella	Diagnostic	19571	280098
2020/11/04 15:30:42	Isabella	Total	20234	289587
2020/11/04 15:30:42	Jackson	Diagnostic	95693	603703
2020/11/04 15:30:42	Jackson	Serology	1715	10820
2020/11/04 15:30:42	Jackson	Total	97408	614523
2020/11/04 15:30:42	Kalamazoo	Diagnostic	127933	482646
2020/11/04 15:30:42	Kalamazoo	Serology	3751	14151
2020/11/04 15:30:42	Kalamazoo	Total	131684	496797
2020/11/04 15:30:42	Kalkaska	Diagnostic	8447	468289
2020/11/04 15:30:42	Kalkaska	Serology	237	13139
2020/11/04 15:30:42	Kalkaska	Total	8684	481428
2020/11/04 15:30:42	Kent	Serology	21223	32305
2020/11/04 15:30:42	Kent	Diagnostic	371389	565319
2020/11/04 15:30:42	Kent	Total	392612	597624
2020/11/04 15:30:42	Keweenaw	Diagnostic	931	439981
2020/11/04 15:30:42	Keweenaw	Serology	19	8979
2020/11/04 15:30:42	Keweenaw	Total	950	448960
2020/11/04 15:30:42	Lake	Diagnostic	4543	383278
2020/11/04 15:30:42	Lake	Serology	127	10715
2020/11/04 15:30:42	Lake	Total	4670	393993
2020/11/04 15:30:42	Lapeer	Diagnostic	26805	305969
2020/11/04 15:30:42	Lapeer	Serology	1824	20820
2020/11/04 15:30:42	Lapeer	Total	28629	326789
2020/11/04 15:30:42	Leelanau	Diagnostic	5952	273517
2020/11/04 15:30:42	Leelanau	Serology	360	16543
2020/11/04 15:30:42	Leelanau	Total	6312	290060
2020/11/04 15:30:42	Lenawee	Diagnostic	39722	403470
2020/11/04 15:30:42	Lenawee	Serology	1011	10269
2020/11/04 15:30:42	Lenawee	Total	40733	413739
2020/11/04 15:30:42	Livingston	Serology	4998	26032
2020/11/04 15:30:42	Livingston	Diagnostic	80605	419829
2020/11/04 15:30:42	Livingston	Total	85603	445861

2020/11/04 15:30:42	Luce	Diagnostic	2604	418045
2020/11/04 15:30:42	Luce	Serology	37	5940
2020/11/04 15:30:42	Luce	Total	2641	423985
2020/11/04 15:30:42	Mackinac	Diagnostic	3531	326975
2020/11/04 15:30:42	Mackinac	Serology	64	5926
2020/11/04 15:30:42	Mackinac	Total	3595	332901
2020/11/04 15:30:42	Macomb	Diagnostic	331076	378818
2020/11/04 15:30:42	Macomb	Serology	32261	36913
2020/11/04 15:30:42	Macomb	Total	363337	415731
2020/11/04 15:30:42	Manistee	Diagnostic	7558	307761
2020/11/04 15:30:42	Manistee	Serology	413	16817
2020/11/04 15:30:42	Manistee	Total	7971	324579
2020/11/04 15:30:42	Marquette	Diagnostic	51740	775724
2020/11/04 15:30:42	Marquette	Serology	973	14588
2020/11/04 15:30:42	Marquette	Total	52713	790312
2020/11/04 15:30:42	Mason	Diagnostic	14350	492383
2020/11/04 15:30:42	Mason	Serology	593	20347
2020/11/04 15:30:42	Mason	Total	14943	512730
2020/11/04 15:30:42	Mecosta	Diagnostic	18728	430994
2020/11/04 15:30:42	Mecosta	Serology	528	12151
2020/11/04 15:30:42	Mecosta	Total	19256	443145
2020/11/04 15:30:42	Menominee	Diagnostic	8791	385909
2020/11/04 15:30:42	Menominee	Serology	48	2107
2020/11/04 15:30:42	Menominee	Total	8839	388016
2020/11/04 15:30:42	Midland	Diagnostic	19893	239225
2020/11/04 15:30:42	Midland	Serology	2717	32674
2020/11/04 15:30:42	Midland	Total	22610	271899
2020/11/04 15:30:42	Missaukee	Diagnostic	4161	275235
2020/11/04 15:30:42	Missaukee	Serology	162	10716
2020/11/04 15:30:42	Missaukee	Total	4323	285951
2020/11/04 15:30:42	Monroe	Serology	2768	18392
2020/11/04 15:30:42	Monroe	Diagnostic	55208	366831
2020/11/04 15:30:42	Monroe	Total	57976	385223
2020/11/04 15:30:42	Montcalm	Diagnostic	32459	508061
2020/11/04 15:30:42	Montcalm	Serology	1290	20192
2020/11/04 15:30:42	Montcalm	Total	33749	528253
2020/11/04 15:30:42	Montmorency	Serology	155	16617
2020/11/04 15:30:42	Montmorency	Diagnostic	2201	235956
2020/11/04 15:30:42	Montmorency	Total	2356	252573
2020/11/04 15:30:42	Muskegon	Diagnostic	91205	525477
2020/11/04 15:30:42	Muskegon	Serology	1682	9691
2020/11/04 15:30:42	Muskegon	Total	92887	535168
2020/11/04 15:30:42	Newaygo	Serology	819	16721
2020/11/04 15:30:42	Newaygo	Diagnostic	20290	414251
2020/11/04 15:30:42	Newaygo	Total	21109	430972
2020/11/04 15:30:42	Oakland	Serology	71329	56719
2020/11/04 15:30:42	Oakland	Diagnostic	544635	433080
2020/11/04 15:30:42	Oakland	Total	615964	489799
2020/11/04 15:30:42	Oceana	Serology	454	17153
2020/11/04 15:30:42	Oceana	Diagnostic	18282	690747

2020/11/04 15:30:42	Oceana	Total	18736	707900
2020/11/04 15:30:42	Ogemaw	Serology	224	10668
2020/11/04 15:30:42	Ogemaw	Diagnostic	6560	312426
2020/11/04 15:30:42	Ogemaw	Total	6784	323094
2020/11/04 15:30:42	Ontonagon	Diagnostic	4282	748601
2020/11/04 15:30:42	Ontonagon	Serology	37	6469
2020/11/04 15:30:42	Ontonagon	Total	4319	755070
2020/11/04 15:30:42	Osceola	Diagnostic	11128	474339
2020/11/04 15:30:42	Osceola	Serology	402	17136
2020/11/04 15:30:42	Osceola	Total	11530	491475
2020/11/04 15:30:42	Oscoda	Diagnostic	2141	259799
2020/11/04 15:30:42	Oscoda	Serology	91	11042
2020/11/04 15:30:42	Oscoda	Total	2232	270841
2020/11/04 15:30:42	Otsego	Diagnostic	6550	265526
2020/11/04 15:30:42	Otsego	Serology	353	14310
2020/11/04 15:30:42	Otsego	Total	6903	279836
2020/11/04 15:30:42	Ottawa	Serology	6303	21598
2020/11/04 15:30:42	Ottawa	Diagnostic	156367	535815
2020/11/04 15:30:42	Ottawa	Total	162670	557414
2020/11/04 15:30:42	Presque Isle	Serology	188	14930
2020/11/04 15:30:42	Presque Isle	Diagnostic	3268	259530
2020/11/04 15:30:42	Presque Isle	Total	3456	274460
2020/11/04 15:30:42	Roscommon	Diagnostic	8486	353304
2020/11/04 15:30:42	Roscommon	Serology	354	14738
2020/11/04 15:30:42	Roscommon	Total	8840	368042
2020/11/04 15:30:42	Saginaw	Diagnostic	108253	568141
2020/11/04 15:30:42	Saginaw	Serology	3530	18526
2020/11/04 15:30:42	Saginaw	Total	111783	586667
2020/11/04 15:30:42	Sanilac	Diagnostic	18272	443818
2020/11/04 15:30:42	Sanilac	Serology	533	12946
2020/11/04 15:30:42	Sanilac	Total	18805	456765
2020/11/04 15:30:42	Schoolcraft	Diagnostic	2487	307265
2020/11/04 15:30:42	Schoolcraft	Serology	47	5807
2020/11/04 15:30:42	Schoolcraft	Total	2534	313071
2020/11/04 15:30:42	Shiawassee	Serology	1691	24823
2020/11/04 15:30:42	Shiawassee	Diagnostic	29375	431212
2020/11/04 15:30:42	Shiawassee	Total	31066	456035
2020/11/04 15:30:42	St Clair	Serology	4539	28524
2020/11/04 15:30:42	St Clair	Diagnostic	51370	322822
2020/11/04 15:30:42	St Clair	Total	55909	351346
2020/11/04 15:30:42	St Joseph	Diagnostic	25458	417591
2020/11/04 15:30:42	St Joseph	Serology	918	15058
2020/11/04 15:30:42	St Joseph	Total	26376	432649
2020/11/04 15:30:42	Tuscola	Serology	893	17093
2020/11/04 15:30:42	Tuscola	Diagnostic	29422	563154
2020/11/04 15:30:42	Tuscola	Total	30315	580247
2020/11/04 15:30:42	Unknown	Diagnostic	249740	
2020/11/04 15:30:42	Unknown	Serology	19426	
2020/11/04 15:30:42	Unknown	Total	269166	
2020/11/04 15:30:42	Van Buren	Serology	803	10611

2020/11/04 15:30:42	Van Buren	Diagnostic	42513	561769
2020/11/04 15:30:42	Van Buren	Total	43316	572380
2020/11/04 15:30:42	Washtenaw	Serology	11491	31259
2020/11/04 15:30:42	Washtenaw	Diagnostic	214296	582958
2020/11/04 15:30:42	Washtenaw	Total	225787	614218
2020/11/04 15:30:42	Wayne	Diagnostic	562857	509921
2020/11/04 15:30:42	Wayne	Serology	47208	42768
2020/11/04 15:30:42	Wayne	Total	610065	552689
2020/11/04 15:30:42	Wexford	Diagnostic	12001	356843
2020/11/04 15:30:42	Wexford	Serology	415	12340
2020/11/04 15:30:42	Wexford	Total	12416	369183

# PUBLIC USE DATASETS

## Diagnostic Tests by Result and County

### README

Data include diagnostic tests for COVID-19 by date and county.

Diagnostic tests are used to find current infection and look for genes or proteins from the severe acute respiratory syndrome coronavirus 2 (SARS-CoV-2), the virus that causes COVID-19. These tests, which are performed as nasal swabs, include: Nucleic acid amplification test/real-time polymerase chain reaction (NAAT/RT-PCR) test and rapid virus antigen detection point of care (POC) tests.

Correctional includes state and federal prisons and county and city detection facilities. Testing data represents total tests performed, not individuals tested. A single individual may have more than one test completed.

The total number of positive tests may exceed the number of confirmed cases due to 1) a single individual may have more than one test performed; 2) MDHHS may receive data on positive tests in advance of a local health department classifying an individual as a confirmed or probable case, and 3) although efforts have been made to deduplicate testing data, some duplication may occur.

**DIAGNOSTIC TESTS BY RESULT AND COUNTY 2020-11-04**

MessageDate	COUNTY	Negative	Positive	Total
11/3/2020	Alcona	9	2	11
11/3/2020	Alger	6	2	8
11/3/2020	Allegan	320	68	388
11/3/2020	Alpena	16	1	17
11/3/2020	Antrim	28	4	32
11/3/2020	Arenac	27	3	30
11/3/2020	Baraga	3	0	3
11/3/2020	Barry	188	19	207
11/3/2020	Bay	322	53	375
11/3/2020	Benzie	62	5	67
11/3/2020	Berrien	524	66	590
11/3/2020	Branch	180	28	208
11/3/2020	Calhoun	1075	149	1224
11/3/2020	Cass	105	25	130
11/3/2020	Charlevoix	32	0	32
11/3/2020	Cheboygan	42	0	42
11/3/2020	Chippewa	39	0	39
11/3/2020	Clare	27	6	33
11/3/2020	Clinton	56	11	67
11/3/2020	Correctional	2373	47	2420
11/3/2020	Crawford	15	1	16
11/3/2020	Delta	103	23	126
11/3/2020	Detroit City	2302	112	2414
11/3/2020	Dickinson	27	8	35
11/3/2020	Eaton	239	28	267
11/3/2020	Emmet	55	6	61
11/3/2020	Genesee	1039	124	1163
11/3/2020	Gladwin	28	3	31
11/3/2020	Gogebic	28	8	36
11/3/2020	Grand Traverse	214	18	232
11/3/2020	Gratiot	192	6	198
11/3/2020	Hillsdale	102	16	118
11/3/2020	Houghton	34	5	39
11/3/2020	Huron	34	6	40
11/3/2020	Ingham	497	19	516
11/3/2020	Ionia	141	16	157
11/3/2020	Iosco	57	16	73
11/3/2020	Iron	296	9	305
11/3/2020	Isabella	100	19	119
11/3/2020	Jackson	1248	82	1330
11/3/2020	Kalamazoo	1100	183	1283
11/3/2020	Kalkaska	53	3	56
11/3/2020	Kent	3237	425	3662
11/3/2020	Keweenaw	3	0	3
11/3/2020	Lake	26	2	28
11/3/2020	Lapeer	185	9	194
11/3/2020	Leelanau	22	1	23

11/3/2020	Lenawee	265	28	293
11/3/2020	Livingston	643	72	715
11/3/2020	Luce	2	1	3
11/3/2020	Mackinac	27	0	27
11/3/2020	Macomb	2392	382	2774
11/3/2020	Manistee	38	5	43
11/3/2020	Marquette	160	34	194
11/3/2020	Mason	103	5	108
11/3/2020	Mecosta	152	11	163
11/3/2020	Menominee	73	11	84
11/3/2020	Midland	229	16	245
11/3/2020	Missaukee	21	2	23
11/3/2020	Monroe	544	60	604
11/3/2020	Montcalm	239	14	253
11/3/2020	Montmorency	4	1	5
11/3/2020	Muskegon	995	232	1227
11/3/2020	Newaygo	138	18	156
11/3/2020	Oakland	3897	434	4331
11/3/2020	Oceana	143	34	177
11/3/2020	Ogemaw	25	0	25
11/3/2020	Ontonagon	14	66	80
11/3/2020	Osceola	78	11	89
11/3/2020	Oscoda	7	0	7
11/3/2020	Otsego	56	8	64
11/3/2020	Ottawa	1425	248	1673
11/3/2020	Presque Isle	16	4	20
11/3/2020	Roscommon	42	4	46
11/3/2020	Saginaw	544	90	634
11/3/2020	Sanilac	162	10	172
11/3/2020	Schoolcraft	6	1	7
11/3/2020	Shiawassee	95	9	104
11/3/2020	St Clair	402	31	433
11/3/2020	St Joseph	357	36	393
11/3/2020	Tuscola	137	29	166
11/3/2020	Unknown	450	49	499
11/3/2020	Van Buren	349	51	400
11/3/2020	Washtenaw	1737	91	1828
11/3/2020	Wayne	5140	629	5769
11/3/2020	Wexford	50	4	54