



Western Michigan University
ScholarWorks at WMU

Cumulative Michigan COVID-19 Data

Michigan COVID-19 State Data

11-10-2020

2020-11-10_MichiganOverview_COVIDstats

Michigan Department of Health & Human Services

Follow this and additional works at: <https://scholarworks.wmich.edu/michigan-covid-data-state-cumulative>



Part of the Public Health Commons

WMU ScholarWorks Citation

Michigan Department of Health & Human Services, "2020-11-10_MichiganOverview_COVIDstats" (2020).
Cumulative Michigan COVID-19 Data. 237.

<https://scholarworks.wmich.edu/michigan-covid-data-state-cumulative/237>

This Website is brought to you for free and open access
by the Michigan COVID-19 State Data at ScholarWorks at
WMU. It has been accepted for inclusion in Cumulative
Michigan COVID-19 Data by an authorized administrator
of ScholarWorks at WMU. For more information, please
contact wmu-scholarworks@wmich.edu.





Michigan Data

DATA ABOUT
PLACES

LONG TERM CARE FACILITIES

CORONAVIRUS
SYMPTOMS

CUMULATIVE
RECOVERED

OUTBREAK
REPORTING

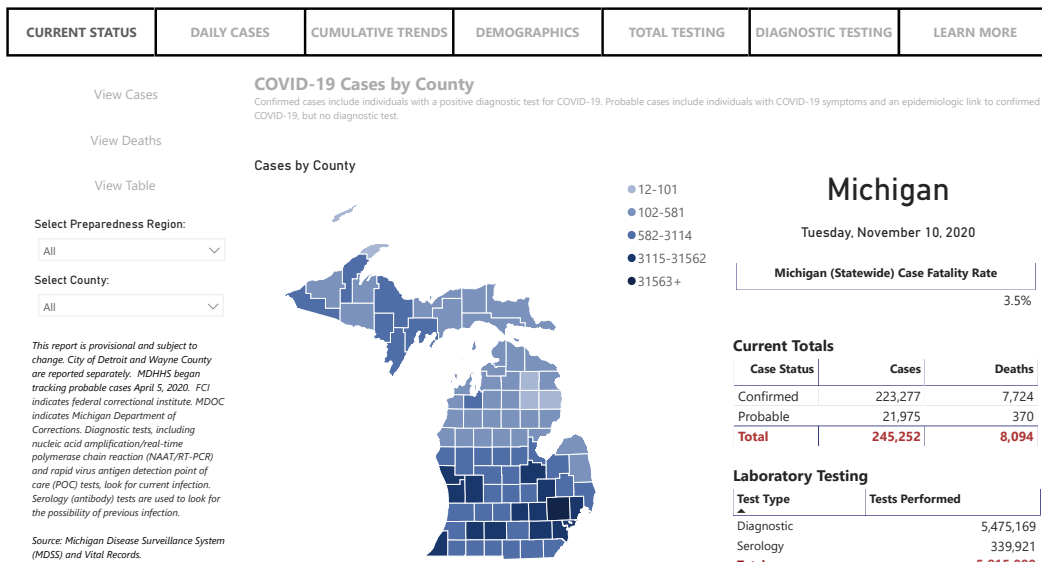


SCHOOL-RELATED
OUTBREAK REPORTING



Note on deaths (11/10/20): Regular reviews of death certificate data maintained in Vital Records reporting systems are conducted by MDHHS staff three times per week. As a part of this process, records that identify COVID-19 infection as a contributing factor to death are compared against all laboratory confirmed cases of COVID-19 in the Michigan Disease Surveillance System (MDSS). If a death certificate is matched to a confirmed COVID-19 case and that record in the MDSS does not indicate the individual died, the MDSS record is updated to indicate the death and the appropriate local health department is notified. These matched deaths are then included with mortality information posted to the Michigan Coronavirus website. As a result of the most recent assessment, today's data includes 25 additional deaths identified by this methodology.

The State of Michigan is working around the clock to test and treat COVID-19 patients. Below is the most recent data healthcare experts across the state have compiled. It is updated Monday - Saturday.



This report is provisional and subject to change. City of Detroit and Wayne County are reported separately. MDHHS began tracking probable cases April 5, 2020. FCI indicates federal correctional institute. MDOC indicates Michigan Department of Corrections. Diagnostic tests, including nucleic acid amplification/real-time polymerase chain reaction (NAAT/RT-PCR) and rapid virus antigen detection point of care (POC) tests, look for current infection. Serology (antibody) tests are used to look for the possibility of previous infection.

Source: Michigan Disease Surveillance System (MDSS) and Vital Records.



Cases by Hispanic/Latino Ethnicity

Hispanic/Latino Ethnicity	Percentage of Overall Cases by Ethnicity	Percentage of Deceased Cases by Ethnicity
Hispanic/Latino	6.67%	2.59%
Non-Hispanic Latino	70.35%	85.28%
Unknown	22.98%	12.13%

Totals may not add to 100% due to rounding

Cases by Arab Ethnicity

Arab Ethnicity	Percentage of Overall Cases by Ethnicity	Percentage of Deceased Cases by Ethnicity
Arab	3.49%	2.02%
Non-Arab	54.10%	49.70%
Unknown	42.41%	48.28%

Totals may not add to 100% due to rounding

PUBLIC USE DATASETS 11/10/2020

(Downloadable .xlsx files)

Cases and Deaths by County

Cases and Deaths by County by Date
of Onset of Symptoms and Date of Death

Cases by Demographics Statewide

COVID-19 Tests by County

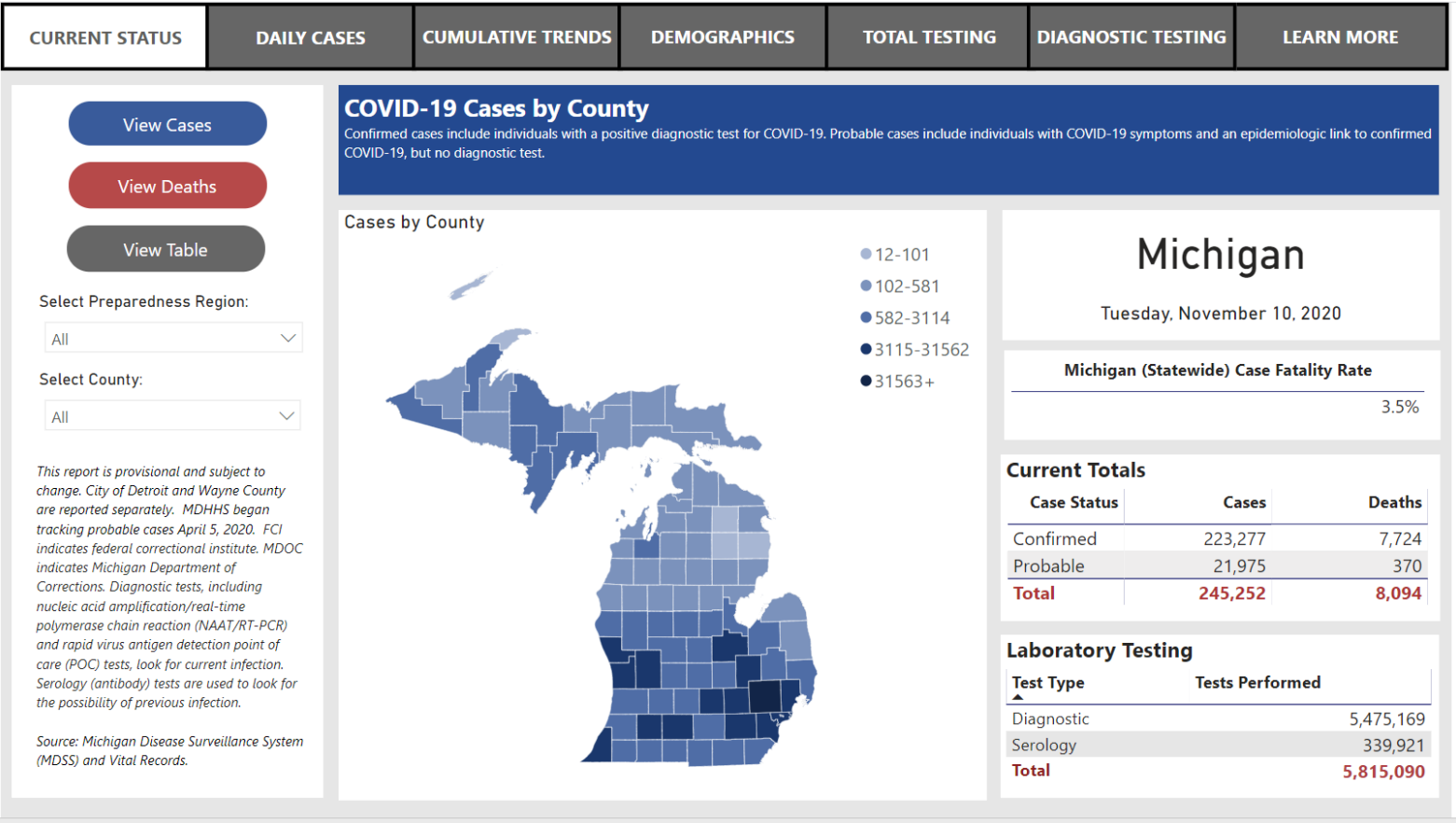
Diagnostic Tests by Result and County

Cumulative Total of Recovered COVID-19 Cases

Cumulative Total of Recovered COVID-19 Cases (as of 11/06/2020): 128,981

Note on recovery: During this response, MDHHS is reviewing vital records statistics to identify any laboratory confirmed COVID-19 cases who are 30 days out from their onset of illness to represent recovery status. As the pandemic continues to impact Michigan, this pool will expand to include more cases. Recovered is defined as the number of persons with a confirmed COVID-19 diagnosis who are alive 30 days post-onset (or referral date if onset is not available). The number of persons recovered on November 6, 2020 represents COVID-19 confirmed individuals with an onset date on or prior to October 7, 2020. If an individual dies from a COVID-related cause >30 days from onset/referral, they are removed from the number of persons recovered. These numbers will be updated every Saturday.

Source: Michigan Disease Surveillance System and Vital Records



CURRENT STATUS

DAILY CASES

CUMULATIVE TRENDS

DEMOGRAPHICS

TOTAL TESTING

DIAGNOSTIC TESTING

LEARN MORE

Confirmed Cases

Deaths

View Table

Select Preparedness Region:

All

Select County:

All

Cases are shown by onset date or by lab specimen collection date if onset date was unavailable. Deaths are shown by date of death or date of last status update if date of death was unavailable. Tracking of probable cases and deaths did not begin until April 5, 2020, therefore only probable cases referred for investigation on or after April 5, 2020 are displayed (onset may have been prior).

Notes: FCI indicates federal correctional institute. MDOC indicates Michigan Department of Corrections.

Daily Cases by Status

The number of daily confirmed cases represent the total number of people who had a positive diagnostic test for COVID-19 by the date of the onset of their symptoms.

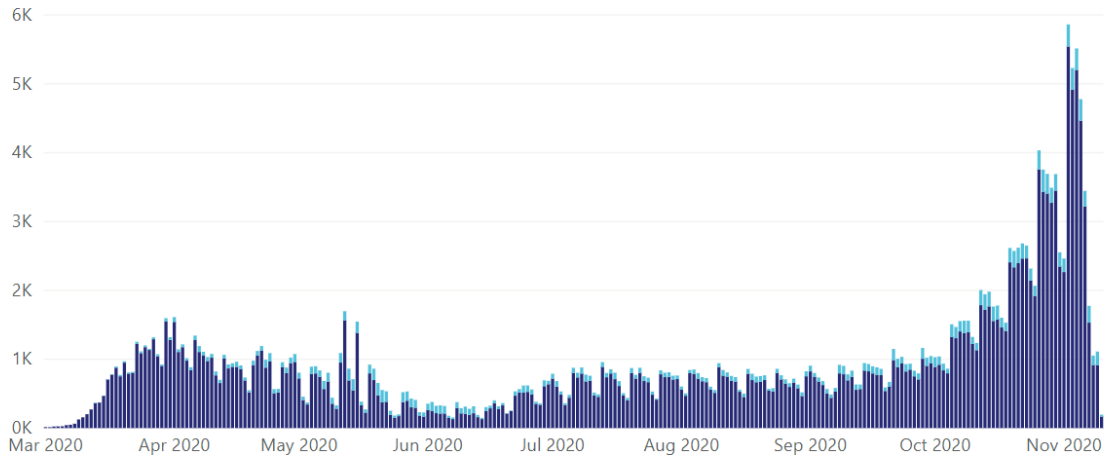
Filter by Date:

3/1/2020

11/10/2020

Cases by Date of Onset

Case Status ● Confirmed ● Probable



CURRENT STATUS

DAILY CASES

CUMULATIVE TRENDS

DEMOGRAPHICS

TOTAL TESTING

DIAGNOSTIC TESTING

LEARN MORE

Confirmed Cases

Deaths

View Table

Select Preparedness Region:

All

Select County:

All

Cases are shown by onset date or by lab specimen collection date if onset date was unavailable. Deaths are shown by date of death or date of last status update if date of death was unavailable. Tracking of probable cases and deaths did not begin until April 5, 2020, therefore only probable cases referred for investigation on or after April 5, 2020 are displayed (onset may have been prior).

Notes: FCI indicates federal correctional institute. MDOC indicates Michigan Department of Corrections.

Daily Deaths by Status

Confirmed deaths include individuals who had a confirmed COVID-19 infection and are classified as deceased by the case investigation, have COVID-19 indicated as a cause of death on their death certificate, or who die within 30 days of infection and their manner of death is listed as natural. Data are shown by the date of death.

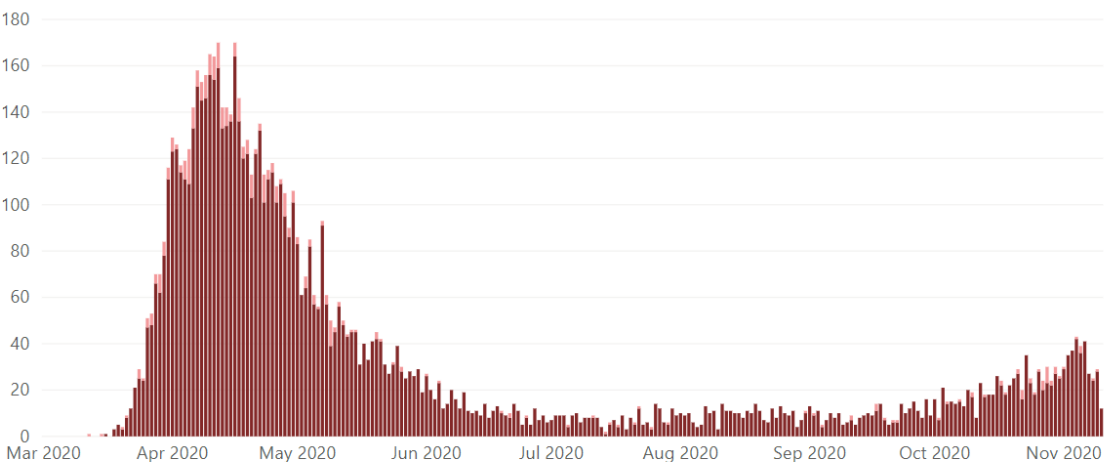
Filter by Date:

3/1/2020

11/10/2020

Deaths by Date of Death

Case Status ● Confirmed ● Probable



View Table

View Chart

Select Preparedness Region:

All

Select County:

All

Cases are shown by onset date or by lab specimen collection date if onset date was unavailable. Deaths are shown by date of death or date of last status update if date of death was unavailable. Tracking of probable cases and deaths did not begin until April 5, 2020, therefore these data are not displayed by date.

Notes: FCI indicates federal correctional institute. MDOC indicates Michigan Department of Corrections.

Cumulative Confirmed Cases and Deaths among Confirmed Cases

Cumulative cases represent the total number of people who had a positive diagnostic test for COVID-19. Cases are shown by the date of onset of symptoms. Cumulative Deaths represent the total number of people who had a confirmed COVID-19 infection and are classified as deceased by the case investigation, have COVID-19 indicated as a cause of death on their death certificate, or who die within 30 days of infection and their manner of death is listed as natural. Deaths are shown by date of death.

Filter By Date:

3/1/2020

11/10/2020

Cumulative Confirmed Cases and Deaths among Confirmed Cases by Date

Confirmed Cases

Deaths

CURRENT STATUS

DAILY CASES

CUMULATIVE TRENDS

DEMOGRAPHICS

TOTAL TESTING

DIAGNOSTIC TESTING

LEARN MORE

Cases by Demographic Characteristics

Data are suppressed when the number of cases is five or below to protect the confidentiality of individuals. The sum of the cases for individual categories may be fewer than the total number of cases due to data suppression. Rates are not calculated for multiple races, other, and unknown race categories due to the unavailability of an appropriate denominator.

Cases

Deaths

Select case status:

Confirmed

Probable

Select Preparedness Region:

All

Select county:

All

Cases by Age Group

Cases by Sex

Cases by Race

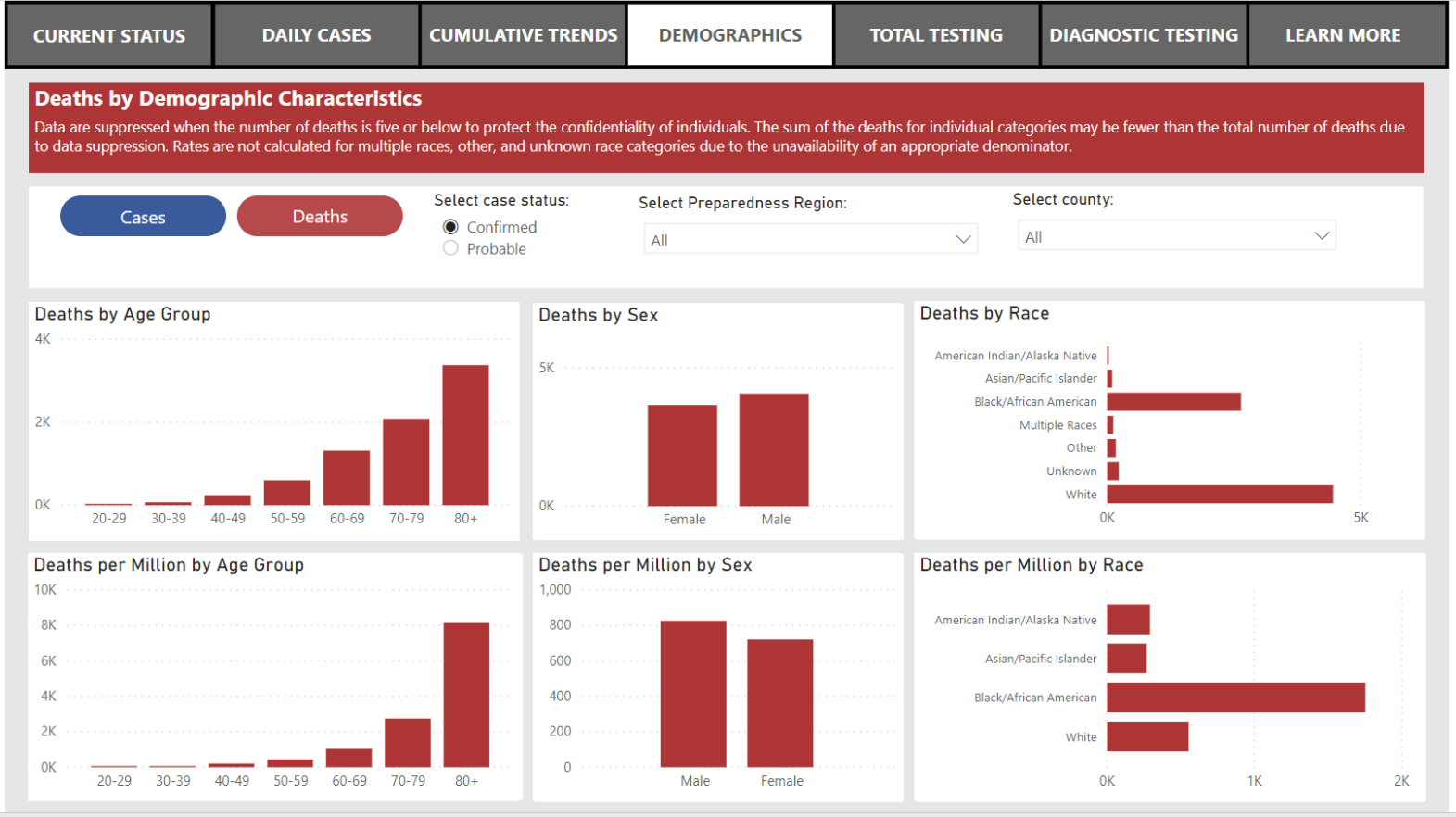
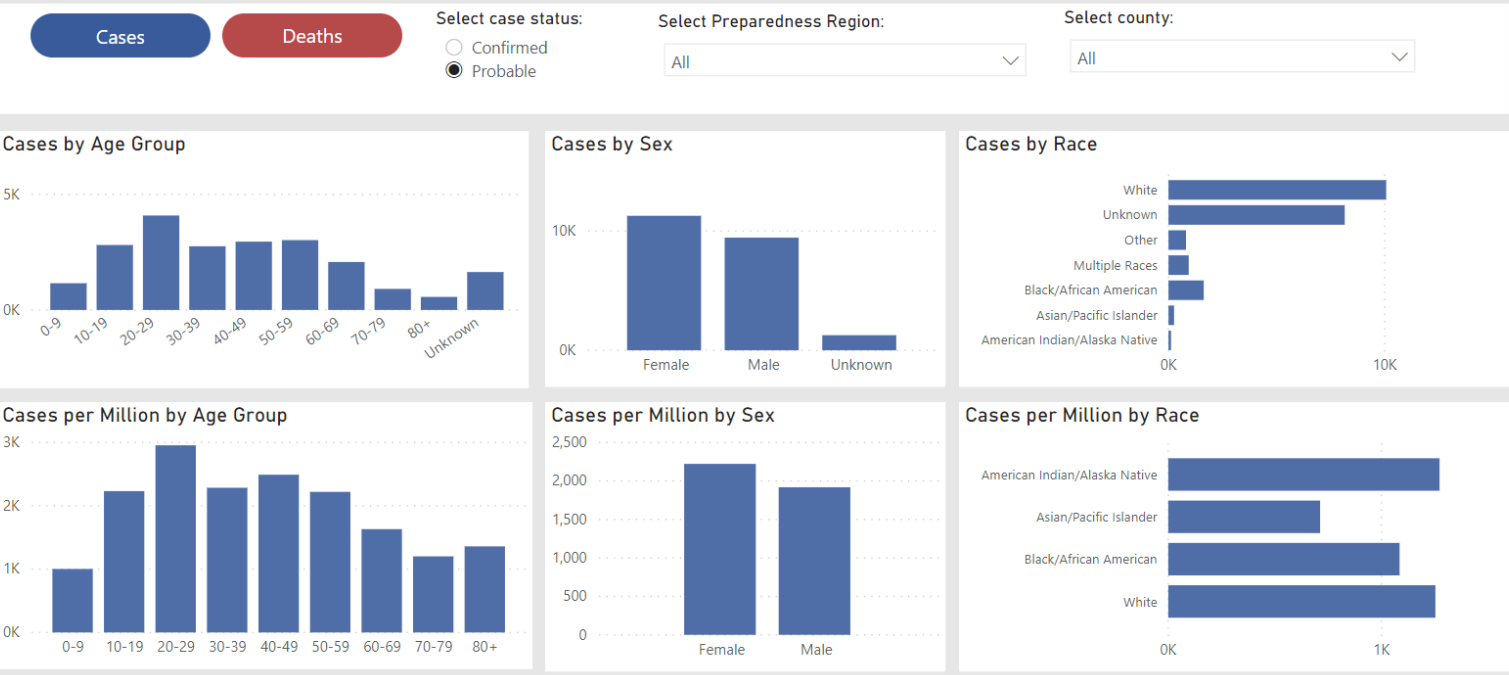
Cases per Million by Age Group

Cases per Million by Sex

Cases per Million by Race

Cases by Demographic Characteristics

Data are suppressed when the number of cases is five or below to protect the confidentiality of individuals. The sum of the cases for individual categories may be fewer than the total number of cases due to data suppression. Rates are not calculated for multiple races, other, and unknown race categories due to the unavailability of an appropriate denominator.



Deaths by Demographic Characteristics

Data are suppressed when the number of deaths is five or below to protect the confidentiality of individuals. The sum of the deaths for individual categories may be fewer than the total number of deaths due to data suppression. Rates are not calculated for multiple races, other, and unknown race categories due to the unavailability of an appropriate denominator.



View Table

View Charts

Select Preparedness Region:

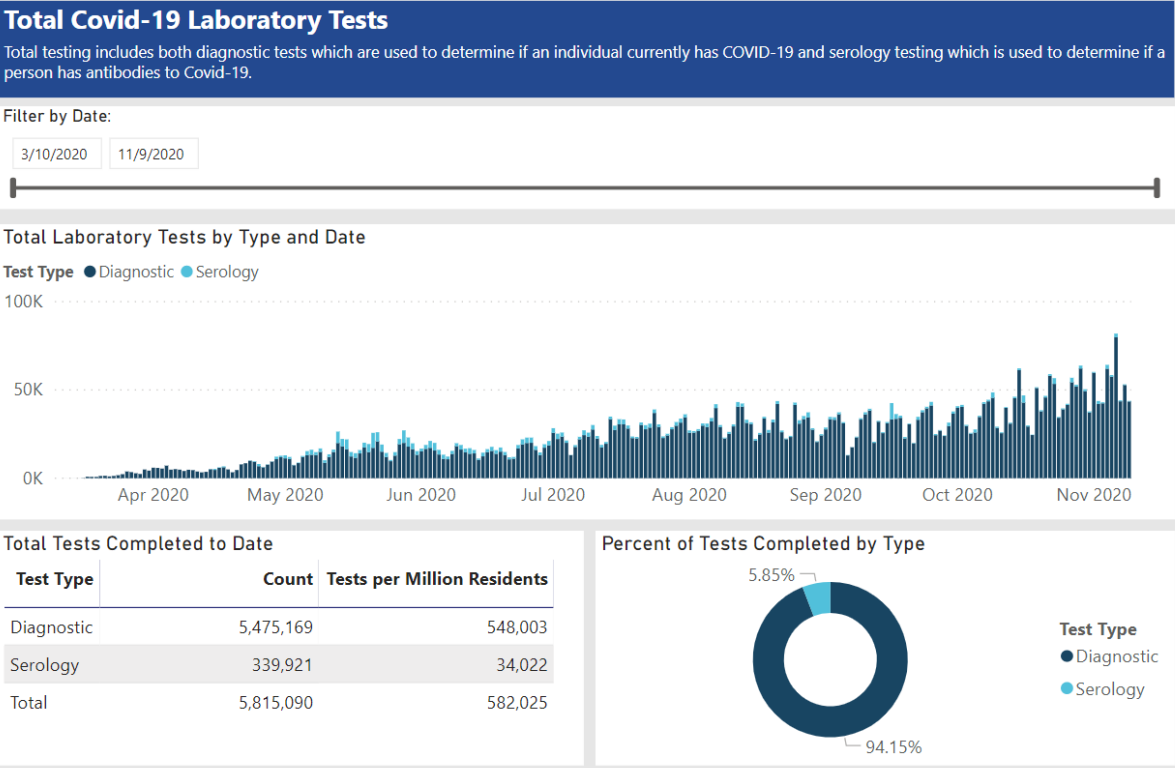
All

Select County:

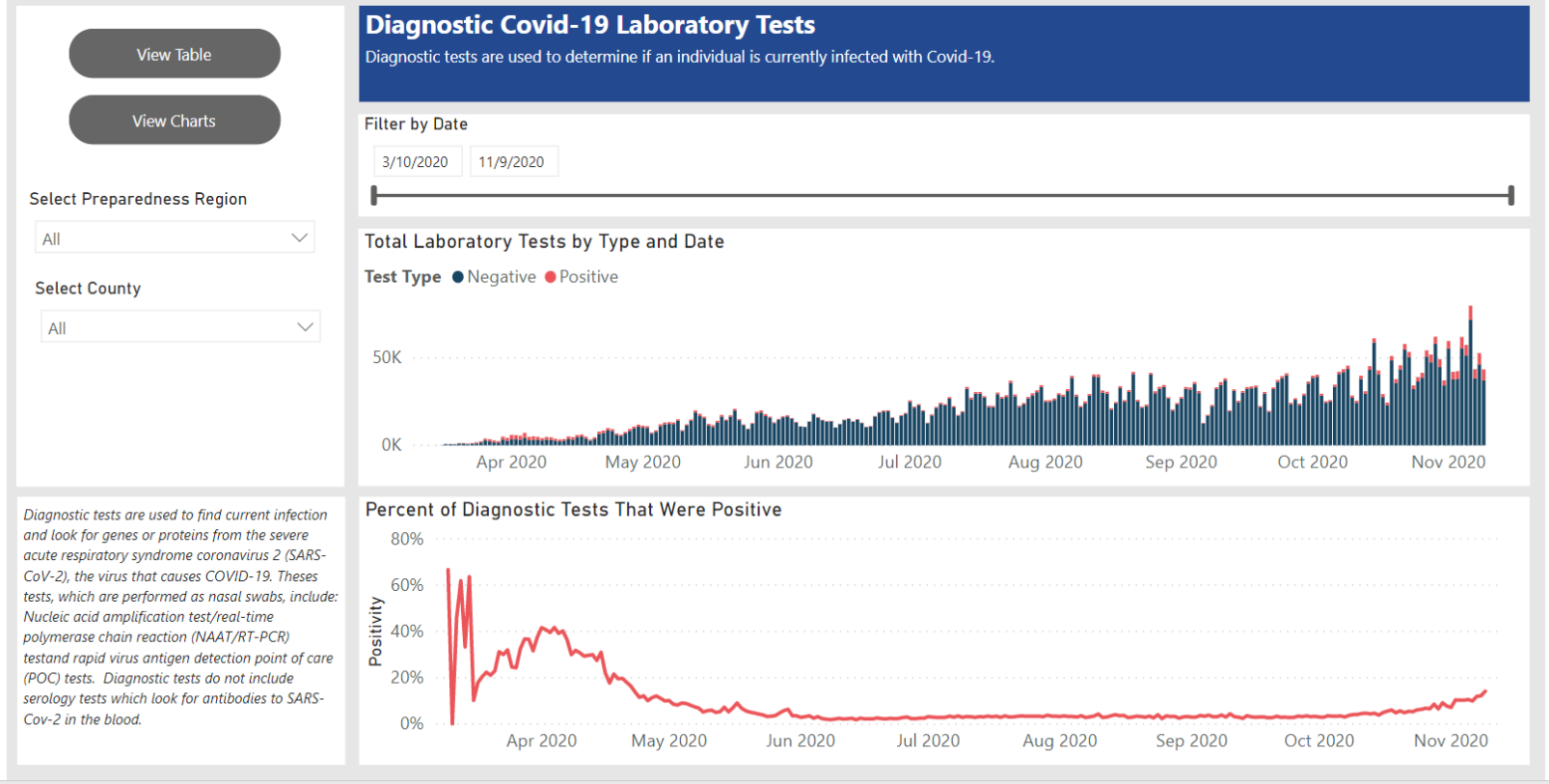
All

Diagnostic tests are used to find current infection and look for genes or proteins from the severe acute respiratory syndrome coronavirus 2 (SARS-CoV-2), the virus that causes COVID-19. These tests, which are performed as nasal swabs, include: Nucleic acid amplification test/real-time polymerase chain reaction (NAAT/RT-PCR) test and rapid virus antigen detection point of care (POC) tests.

Serology tests are used to look for the possibility of previous infection. Serology tests look for antibodies to SARS-CoV-2 in the blood. There are currently two types of serology tests: the enzyme-linked immunosorbent assay (ELISA) test and the rapid antibody detection POC test. Serology tests do not diagnose disease and do not guarantee immunity, but might provide information about previous infection.



CURRENT STATUS	DAILY CASES	CUMULATIVE TRENDS	DEMOGRAPHICS	TOTAL TESTING	DIAGNOSTIC TESTING	LEARN MORE
----------------	-------------	-------------------	--------------	---------------	--------------------	------------



CURRENT STATUS	DAILY CASES	CUMULATIVE TRENDS	DEMOGRAPHICS	TOTAL TESTING	DIAGNOSTIC TESTING	LEARN MORE
----------------	-------------	-------------------	--------------	---------------	--------------------	------------

Where does the data come from?

The State of Michigan COVID-19 Dashboard displays the most recent provisional data reported to the Michigan Department of Health and Humans Services (MDHHS) about cases in Michigan by selected demographics and county of residence (City of Detroit and Wayne County are reported separately). Data are reported to MDHHS via the [Michigan Disease Surveillance System \(MDSS\)](#). Provisional Death data are provided by the MDHHS Division for [Vital Records & Health Statistics](#).

How does MDHHS classify confirmed and probable cases?

Confirmed cases only include individuals who have had a positive diagnostic laboratory test for COVID-19. Probable cases include individuals who have symptoms consistent with COVID-19 and an epidemiologic link to a confirmed case or a positive serology (antibody) test, but do not have a positive diagnostic laboratory test for COVID-19 and individuals with a positive serology (antibody) test for COVID-19 and an epidemiologic link to a confirmed case.

How does MDHHS classify confirmed and probable deaths?

Confirmed deaths include individuals who meet one or more of the following conditions: 1) Have been identified as a confirmed case and classified as deceased as a result of a case investigation in the Michigan Disease Surveillance System (MDSS). MDSS is the database used by state and local health department to monitor reportable diseases like COVID-19; 2) have been identified as a confirmed case in MDSS had have a death certificate with COVID-19 listed as a cause of death; 3) have been identified as a confirmed case in MDSS and die within 30 days of onset of COVID-19 infection and have a death certificate which classifies their manner death as 'natural'. Probable deaths include individuals who have COVID indicated as a cause of death on their death certificate but have not had a positive diagnostic laboratory test.

Why do the number of probable cases fluctuate?

The number of probable cases can change daily based on the investigation efforts of the health department. When a probable case is first reported, local and/or state health department staff investigate to determine if the person meets the case definition of probable. As additional information is gathered, the case could be re-classified to confirmed, remain as probable, or be determined as not a case.

Why do data in the demographics tab not sum to the total number of cases for a county or region?

Data are not shown whenever the number of cases for a particular demographic category is fewer than six to protect the confidentiality of individuals. Rates are not calculated for other, multiple, and unknown race because an appropriate population denominator is not available for these categories at the county level.

Where can I get more information about COVID-19?

Visit <https://www.michigan.gov/coronavirus> to find information on resources and assistance, answers to frequently asked questions, and the latest updates on Michigan's response to COVID-19. For COVID-19 updates from CDC visit <https://www.cdc.gov/coronavirus/2019-ncov>.

PUBLIC USE DATASETS

Cases and Deaths by County

README

Includes total cases and deaths to date by case status (confirmed or probable) and county.

County is based on the county of residence.

Confirmed cases only include individuals who have had a positive diagnostic laboratory test for COVID-19.

Probable cases include individuals who have symptoms consistent with COVID-19 and an epidemiologic link to a confirmed case or a positive serology (antibody) test, but do not have a positive diagnostic laboratory test for COVID-19 and individuals with a positive serology (antibody) test for COVID-19 and an epidemiologic link to a confirmed case.

Confirmed deaths include individuals who meet one or more of the following conditions: 1) Have been identified as a confirmed case and classified as deceased as a result of a case investigation in the Michigan Disease Surveillance System (MDSS). MDSS is the database used by state and local health department to monitor reportable diseases like COVID-19; 2) have been identified as a confirmed case in MDSS had have a death certificate with COVID-19 listed as a cause of death; 3) have been identified as a confirmed case in MDSS and die within 30 days of onset of COVID-19 infection and have a death certificate which classifies their manner death as 'natural'.

Probable deaths include individuals who have COVID indicated as a cause of death on their death certificate but have not had a positive diagnostic laboratory test.

The number of probable cases can change daily based on information obtained through the health department investigation. Probable cases can be re-classified as a confirmed case or determined to not be a case.

CASES AND DEATHS BY COUNTY 2020-11-10

Updated	COUNTY	ConfirmedCases	ConfirmedDeaths	ProbableCases	ProbableDeaths
2020/11/10 14:34:32	Alcona	60	3	8	0
2020/11/10 14:34:32	Alger	114	1	40	0
2020/11/10 14:34:32	Allegan	1981	9	204	0
2020/11/10 14:34:32	Alpena	215	15	30	0
2020/11/10 14:34:32	Antrim	200	1	14	0
2020/11/10 14:34:32	Arenac	148	5	17	0
2020/11/10 14:34:32	Baraga	189	4	31	0
2020/11/10 14:34:32	Barry	1076	9	81	0
2020/11/10 14:34:32	Bay	2216	72	136	0
2020/11/10 14:34:32	Benzie	176	3	17	0
2020/11/10 14:34:32	Berrien	3568	90	322	4
2020/11/10 14:34:32	Branch	1154	13	150	2
2020/11/10 14:34:32	Calhoun	3755	86	503	4
2020/11/10 14:34:32	Cass	1306	25	130	0
2020/11/10 14:34:32	Charlevoix	282	5	30	0
2020/11/10 14:34:32	Cheboygan	240	8	32	0
2020/11/10 14:34:32	Chippewa	175	0	194	0
2020/11/10 14:34:32	Clare	383	19	49	0
2020/11/10 14:34:32	Clinton	1534	18	158	0
2020/11/10 14:34:32	Crawford	175	5	15	0
2020/11/10 14:34:32	Delta	1596	42	177	8
2020/11/10 14:34:32	Dickinson	1031	25	29	2
2020/11/10 14:34:32	Eaton	1613	19	135	0
2020/11/10 14:34:32	Emmet	547	16	34	0
2020/11/10 14:34:32	Genesee	7696	332	1302	27
2020/11/10 14:34:32	Gladwin	299	4	41	0
2020/11/10 14:34:32	Gogebic	421	7	161	10
2020/11/10 14:34:32	Grand Traverse	1007	14	91	0
2020/11/10 14:34:32	Gratiot	780	20	88	0
2020/11/10 14:34:32	Hillsdale	739	27	71	2
2020/11/10 14:34:32	Houghton	952	8	194	1
2020/11/10 14:34:32	Huron	336	8	64	0
2020/11/10 14:34:32	Ingham	5684	79	105	0
2020/11/10 14:34:32	Ionia	1134	8	43	0
2020/11/10 14:34:32	Iosco	352	17	61	1
2020/11/10 14:34:32	Iron	541	24	33	4
2020/11/10 14:34:32	Isabella	1312	16	153	0
2020/11/10 14:34:32	Jackson	2670	79	51	2
2020/11/10 14:34:32	Kalamazoo	5541	129	1039	5
2020/11/10 14:34:32	Kalkaska	179	4	18	0
2020/11/10 14:34:32	Kent	19797	224	1087	3
2020/11/10 14:34:32	Keweenaw	28	1	1	0
2020/11/10 14:34:32	Lake	98	1	4	0
2020/11/10 14:34:32	Lapeer	1083	39	201	1
2020/11/10 14:34:32	Leelanau	197	2	14	0
2020/11/10 14:34:32	Lenawee	1427	21	68	0
2020/11/10 14:34:32	Livingston	2738	34	377	1

2020/11/10 14:34:32	Luce	83	0	36	0
2020/11/10 14:34:32	Mackinac	152	0	41	0
2020/11/10 14:34:32	Macomb	23009	1081	1277	49
2020/11/10 14:34:32	Manistee	193	5	13	0
2020/11/10 14:34:32	Marquette	1612	19	191	0
2020/11/10 14:34:32	Mason	345	4	28	0
2020/11/10 14:34:32	Mecosta	759	5	35	0
2020/11/10 14:34:32	Menominee	875	8	87	0
2020/11/10 14:34:32	Midland	1425	14	257	0
2020/11/10 14:34:32	Missaukee	145	1	19	0
2020/11/10 14:34:32	Monroe	2625	46	326	1
2020/11/10 14:34:32	Montcalm	961	16	117	0
2020/11/10 14:34:32	Montmorency	53	0	7	0
2020/11/10 14:34:32	Muskegon	3820	101	87	0
2020/11/10 14:34:32	Newaygo	931	7	27	0
2020/11/10 14:34:32	Oakland	26535	1206	5028	53
2020/11/10 14:34:32	Oceana	789	8	37	0
2020/11/10 14:34:32	Ogemaw	183	6	36	0
2020/11/10 14:34:32	Ontonagon	195	2	22	0
2020/11/10 14:34:32	Osceola	256	1	33	0
2020/11/10 14:34:32	Oscoda	61	2	22	0
2020/11/10 14:34:32	Otsego	381	13	42	1
2020/11/10 14:34:32	Ottawa	7697	86	260	5
2020/11/10 14:34:32	Presque Isle	108	1	16	0
2020/11/10 14:34:32	Roscommon	250	6	52	0
2020/11/10 14:34:32	Saginaw	5181	160	299	5
2020/11/10 14:34:32	Sanilac	345	8	9	1
2020/11/10 14:34:32	Schoolcraft	127	0	5	1
2020/11/10 14:34:32	Shiawassee	1063	34	49	1
2020/11/10 14:34:32	St Clair	1970	67	361	1
2020/11/10 14:34:32	St Joseph	1573	23	201	2
2020/11/10 14:34:32	Tuscola	895	39	108	0
2020/11/10 14:34:32	Van Buren	1564	20	128	2
2020/11/10 14:34:32	Washtenaw	6075	122	763	0
2020/11/10 14:34:32	Wayne	26789	1376	2597	54
2020/11/10 14:34:32	Wexford	280	6	23	0
2020/11/10 14:34:32	MDOC	7982	75	98	0
2020/11/10 14:34:32	FCI	192	5	5	0
2020/11/10 14:34:32	Out-of-State	470	3	24	1
2020/11/10 14:34:32	Unknown	3	0	9	0
2020/11/10 14:34:32	Detroit City	16580	1557	1397	116

PUBLIC USE DATASETS

Cases by Demographics Statewide

README

Includes the total number of confirmed and probable cases and confirmed and probable deaths to date by demographic characteristics

Confirmed cases only include individuals who have had a positive diagnostic laboratory test for COVID-19.

Probable cases include individuals who have symptoms consistent with COVID-19 and an epidemiologic link to a confirmed case or a positive serology (antibody) test, but do not have a positive diagnostic laboratory test for COVID-19 and individuals with a positive serology (antibody) test for COVID-19 and an epidemiologic link to a confirmed case.

Confirmed deaths include individuals who meet one or more of the following conditions: 1) Have been identified as a confirmed case and classified as deceased as a result of a case investigation in the Michigan Disease Surveillance System (MDSS). MDSS is the database used by state and local health department to monitor reportable diseases like COVID-19; 2) have been identified as a confirmed case in MDSS had have a death certificate with COVID-19 listed as a cause of death; 3) have been identified as a confirmed case in MDSS and die within 30 days of onset of COVID-19 infection and have a death certificate which classifies their manner death as 'natural'.

Probable deaths include individuals who have COVID indicated as a cause of death on their death certificate but have not had a positive diagnostic laboratory test.

The number of probable cases can change daily based on information obtained through the health department investigation. Probable cases can be re-classified as a confirmed case or determined to not be a case.

Data is suppressed when the number of cases or deaths in a single category is between one and five to protect the confidentiality of individuals.

CASES BY DEMOGRAPHICS STATEWIDE 2020-11-10

CASE_STATUS	AgeCat	RaceCat	SEX	Cases	Deaths
Confirmed	0-9	American Indian/Alaska Native	Female	18	0
Confirmed	10-19	American Indian/Alaska Native	Female	70	0
Confirmed	20-29	American Indian/Alaska Native	Female	123	0
Confirmed	30-39	American Indian/Alaska Native	Female	102	0
Confirmed	40-49	American Indian/Alaska Native	Female	85	0
Confirmed	50-59	American Indian/Alaska Native	Female	94	0
Confirmed	60-69	American Indian/Alaska Native	Female	54	Suppressed
Confirmed	70-79	American Indian/Alaska Native	Female	32	Suppressed
Confirmed	80+	American Indian/Alaska Native	Female	13	Suppressed
Confirmed	Unknown	American Indian/Alaska Native	Female	0	0
Confirmed	0-9	Asian/Pacific Islander	Female	48	0
Confirmed	10-19	Asian/Pacific Islander	Female	182	0
Confirmed	20-29	Asian/Pacific Islander	Female	391	0
Confirmed	30-39	Asian/Pacific Islander	Female	368	0
Confirmed	40-49	Asian/Pacific Islander	Female	350	0
Confirmed	50-59	Asian/Pacific Islander	Female	303	Suppressed
Confirmed	60-69	Asian/Pacific Islander	Female	164	Suppressed
Confirmed	70-79	Asian/Pacific Islander	Female	77	11
Confirmed	80+	Asian/Pacific Islander	Female	70	23
Confirmed	Unknown	Asian/Pacific Islander	Female	0	0
Confirmed	0-9	Black/African American	Female	265	Suppressed
Confirmed	10-19	Black/African American	Female	765	Suppressed
Confirmed	20-29	Black/African American	Female	2789	Suppressed
Confirmed	30-39	Black/African American	Female	2643	8
Confirmed	40-49	Black/African American	Female	2610	56
Confirmed	50-59	Black/African American	Female	2499	114
Confirmed	60-69	Black/African American	Female	2249	241
Confirmed	70-79	Black/African American	Female	1470	330
Confirmed	80+	Black/African American	Female	1126	452
Confirmed	Unknown	Black/African American	Female	Suppressed	0
Confirmed	0-9	Multiple Races	Female	154	0
Confirmed	10-19	Multiple Races	Female	665	0
Confirmed	20-29	Multiple Races	Female	1323	Suppressed
Confirmed	30-39	Multiple Races	Female	985	0
Confirmed	40-49	Multiple Races	Female	1058	Suppressed
Confirmed	50-59	Multiple Races	Female	1135	Suppressed
Confirmed	60-69	Multiple Races	Female	741	Suppressed
Confirmed	70-79	Multiple Races	Female	365	14
Confirmed	80+	Multiple Races	Female	268	26
Confirmed	Unknown	Multiple Races	Female	Suppressed	0
Confirmed	0-9	Other	Female	281	0
Confirmed	10-19	Other	Female	825	0
Confirmed	20-29	Other	Female	1506	0
Confirmed	30-39	Other	Female	1106	Suppressed
Confirmed	40-49	Other	Female	1046	Suppressed
Confirmed	50-59	Other	Female	751	6
Confirmed	60-69	Other	Female	511	16

Confirmed	70-79	Other	Female	291	18
Confirmed	80+	Other	Female	214	32
Confirmed	Unknown	Other	Female	Suppressed	0
Confirmed	0-9	Unknown	Female	375	0
Confirmed	10-19	Unknown	Female	1611	0
Confirmed	20-29	Unknown	Female	3372	Suppressed
Confirmed	30-39	Unknown	Female	2547	0
Confirmed	40-49	Unknown	Female	2658	Suppressed
Confirmed	50-59	Unknown	Female	2725	7
Confirmed	60-69	Unknown	Female	1961	17
Confirmed	70-79	Unknown	Female	1019	25
Confirmed	80+	Unknown	Female	1020	50
Confirmed	Unknown	Unknown	Female	55	0
Confirmed	0-9	White	Female	1348	0
Confirmed	10-19	White	Female	6847	0
Confirmed	20-29	White	Female	13201	Suppressed
Confirmed	30-39	White	Female	8513	11
Confirmed	40-49	White	Female	8617	30
Confirmed	50-59	White	Female	9556	82
Confirmed	60-69	White	Female	7381	219
Confirmed	70-79	White	Female	4966	488
Confirmed	80+	White	Female	5184	1337
Confirmed	Unknown	White	Female	45	0
Confirmed	0-9	American Indian/Alaska Native	Male	23	0
Confirmed	10-19	American Indian/Alaska Native	Male	47	0
Confirmed	20-29	American Indian/Alaska Native	Male	95	0
Confirmed	30-39	American Indian/Alaska Native	Male	86	0
Confirmed	40-49	American Indian/Alaska Native	Male	97	0
Confirmed	50-59	American Indian/Alaska Native	Male	87	Suppressed
Confirmed	60-69	American Indian/Alaska Native	Male	63	9
Confirmed	70-79	American Indian/Alaska Native	Male	32	8
Confirmed	80+	American Indian/Alaska Native	Male	13	Suppressed
Confirmed	Unknown	American Indian/Alaska Native	Male	0	0
Confirmed	0-9	Asian/Pacific Islander	Male	69	0
Confirmed	10-19	Asian/Pacific Islander	Male	151	0
Confirmed	20-29	Asian/Pacific Islander	Male	445	0
Confirmed	30-39	Asian/Pacific Islander	Male	360	0
Confirmed	40-49	Asian/Pacific Islander	Male	304	Suppressed
Confirmed	50-59	Asian/Pacific Islander	Male	268	Suppressed
Confirmed	60-69	Asian/Pacific Islander	Male	181	15
Confirmed	70-79	Asian/Pacific Islander	Male	80	20
Confirmed	80+	Asian/Pacific Islander	Male	46	18
Confirmed	Unknown	Asian/Pacific Islander	Male	0	0
Confirmed	0-9	Black/African American	Male	264	0
Confirmed	10-19	Black/African American	Male	789	0
Confirmed	20-29	Black/African American	Male	2474	11
Confirmed	30-39	Black/African American	Male	2570	29
Confirmed	40-49	Black/African American	Male	2619	74
Confirmed	50-59	Black/African American	Male	2800	205
Confirmed	60-69	Black/African American	Male	2453	355

Confirmed	70-79	Black/African American	Male	1457	435
Confirmed	80+	Black/African American	Male	664	319
Confirmed	Unknown	Black/African American	Male	Suppressed	0
Confirmed	0-9	Multiple Races	Male	199	Suppressed
Confirmed	10-19	Multiple Races	Male	617	0
Confirmed	20-29	Multiple Races	Male	1077	0
Confirmed	30-39	Multiple Races	Male	778	Suppressed
Confirmed	40-49	Multiple Races	Male	834	Suppressed
Confirmed	50-59	Multiple Races	Male	882	Suppressed
Confirmed	60-69	Multiple Races	Male	655	22
Confirmed	70-79	Multiple Races	Male	327	16
Confirmed	80+	Multiple Races	Male	146	21
Confirmed	Unknown	Multiple Races	Male	Suppressed	0
Confirmed	0-9	Other	Male	295	0
Confirmed	10-19	Other	Male	868	0
Confirmed	20-29	Other	Male	1654	Suppressed
Confirmed	30-39	Other	Male	1257	Suppressed
Confirmed	40-49	Other	Male	1129	7
Confirmed	50-59	Other	Male	859	10
Confirmed	60-69	Other	Male	522	30
Confirmed	70-79	Other	Male	278	26
Confirmed	80+	Other	Male	137	19
Confirmed	Unknown	Other	Male	Suppressed	0
Confirmed	0-9	Unknown	Male	389	0
Confirmed	10-19	Unknown	Male	1645	0
Confirmed	20-29	Unknown	Male	3500	0
Confirmed	30-39	Unknown	Male	2741	Suppressed
Confirmed	40-49	Unknown	Male	2518	12
Confirmed	50-59	Unknown	Male	2866	10
Confirmed	60-69	Unknown	Male	1948	21
Confirmed	70-79	Unknown	Male	921	33
Confirmed	80+	Unknown	Male	538	44
Confirmed	Unknown	Unknown	Male	47	0
Confirmed	0-9	White	Male	1464	0
Confirmed	10-19	White	Male	5858	0
Confirmed	20-29	White	Male	10823	7
Confirmed	30-39	White	Male	7789	16
Confirmed	40-49	White	Male	7821	50
Confirmed	50-59	White	Male	9305	152
Confirmed	60-69	White	Male	7681	363
Confirmed	70-79	White	Male	5051	655
Confirmed	80+	White	Male	3249	1033
Confirmed	Unknown	White	Male	33	0
Confirmed	0-9	American Indian/Alaska Native	Unknown	0	0
Confirmed	10-19	American Indian/Alaska Native	Unknown	0	0
Confirmed	20-29	American Indian/Alaska Native	Unknown	0	0
Confirmed	30-39	American Indian/Alaska Native	Unknown	Suppressed	0
Confirmed	40-49	American Indian/Alaska Native	Unknown	Suppressed	0
Confirmed	50-59	American Indian/Alaska Native	Unknown	Suppressed	0
Confirmed	60-69	American Indian/Alaska Native	Unknown	0	0

Confirmed	70-79	American Indian/Alaska Native	Unknown	Suppressed	0
Confirmed	80+	American Indian/Alaska Native	Unknown	0	0
Confirmed	Unknown	American Indian/Alaska Native	Unknown	0	0
Confirmed	0-9	Asian/Pacific Islander	Unknown	0	0
Confirmed	10-19	Asian/Pacific Islander	Unknown	Suppressed	0
Confirmed	20-29	Asian/Pacific Islander	Unknown	Suppressed	0
Confirmed	30-39	Asian/Pacific Islander	Unknown	Suppressed	0
Confirmed	40-49	Asian/Pacific Islander	Unknown	Suppressed	0
Confirmed	50-59	Asian/Pacific Islander	Unknown	Suppressed	0
Confirmed	60-69	Asian/Pacific Islander	Unknown	0	0
Confirmed	70-79	Asian/Pacific Islander	Unknown	0	0
Confirmed	80+	Asian/Pacific Islander	Unknown	0	0
Confirmed	Unknown	Asian/Pacific Islander	Unknown	0	0
Confirmed	0-9	Black/African American	Unknown	Suppressed	0
Confirmed	10-19	Black/African American	Unknown	8	0
Confirmed	20-29	Black/African American	Unknown	7	0
Confirmed	30-39	Black/African American	Unknown	Suppressed	0
Confirmed	40-49	Black/African American	Unknown	Suppressed	0
Confirmed	50-59	Black/African American	Unknown	8	0
Confirmed	60-69	Black/African American	Unknown	Suppressed	0
Confirmed	70-79	Black/African American	Unknown	Suppressed	0
Confirmed	80+	Black/African American	Unknown	Suppressed	0
Confirmed	Unknown	Black/African American	Unknown	0	0
Confirmed	0-9	Multiple Races	Unknown	Suppressed	0
Confirmed	10-19	Multiple Races	Unknown	Suppressed	0
Confirmed	20-29	Multiple Races	Unknown	14	0
Confirmed	30-39	Multiple Races	Unknown	8	0
Confirmed	40-49	Multiple Races	Unknown	Suppressed	0
Confirmed	50-59	Multiple Races	Unknown	6	0
Confirmed	60-69	Multiple Races	Unknown	Suppressed	0
Confirmed	70-79	Multiple Races	Unknown	Suppressed	0
Confirmed	80+	Multiple Races	Unknown	Suppressed	0
Confirmed	Unknown	Multiple Races	Unknown	Suppressed	0
Confirmed	0-9	Other	Unknown	Suppressed	0
Confirmed	10-19	Other	Unknown	Suppressed	0
Confirmed	20-29	Other	Unknown	8	0
Confirmed	30-39	Other	Unknown	6	0
Confirmed	40-49	Other	Unknown	7	0
Confirmed	50-59	Other	Unknown	Suppressed	0
Confirmed	60-69	Other	Unknown	Suppressed	0
Confirmed	70-79	Other	Unknown	Suppressed	0
Confirmed	80+	Other	Unknown	Suppressed	0
Confirmed	Unknown	Other	Unknown	Suppressed	0
Confirmed	0-9	Unknown	Unknown	18	0
Confirmed	10-19	Unknown	Unknown	53	0
Confirmed	20-29	Unknown	Unknown	122	0
Confirmed	30-39	Unknown	Unknown	68	0
Confirmed	40-49	Unknown	Unknown	96	0
Confirmed	50-59	Unknown	Unknown	87	Suppressed
Confirmed	60-69	Unknown	Unknown	46	0

Confirmed	70-79	Unknown	Unknown	21	0
Confirmed	80+	Unknown	Unknown	26	0
Confirmed	Unknown	Unknown	Unknown	14	0
Confirmed	0-9	White	Unknown	Suppressed	0
Confirmed	10-19	White	Unknown	25	0
Confirmed	20-29	White	Unknown	41	0
Confirmed	30-39	White	Unknown	24	0
Confirmed	40-49	White	Unknown	20	0
Confirmed	50-59	White	Unknown	11	0
Confirmed	60-69	White	Unknown	20	0
Confirmed	70-79	White	Unknown	8	0
Confirmed	80+	White	Unknown	Suppressed	0
Confirmed	Unknown	White	Unknown	0	0
Probable	0-9	American Indian/Alaska Native	Female	6	0
Probable	10-19	American Indian/Alaska Native	Female	11	0
Probable	20-29	American Indian/Alaska Native	Female	16	0
Probable	30-39	American Indian/Alaska Native	Female	6	0
Probable	40-49	American Indian/Alaska Native	Female	8	0
Probable	50-59	American Indian/Alaska Native	Female	9	0
Probable	60-69	American Indian/Alaska Native	Female	Suppressed	0
Probable	70-79	American Indian/Alaska Native	Female	Suppressed	0
Probable	80+	American Indian/Alaska Native	Female	Suppressed	0
Probable	Unknown	American Indian/Alaska Native	Female	Suppressed	0
Probable	0-9	Asian/Pacific Islander	Female	10	0
Probable	10-19	Asian/Pacific Islander	Female	20	0
Probable	20-29	Asian/Pacific Islander	Female	33	0
Probable	30-39	Asian/Pacific Islander	Female	24	0
Probable	40-49	Asian/Pacific Islander	Female	14	0
Probable	50-59	Asian/Pacific Islander	Female	19	0
Probable	60-69	Asian/Pacific Islander	Female	7	0
Probable	70-79	Asian/Pacific Islander	Female	Suppressed	0
Probable	80+	Asian/Pacific Islander	Female	0	0
Probable	Unknown	Asian/Pacific Islander	Female	Suppressed	0
Probable	0-9	Black/African American	Female	42	0
Probable	10-19	Black/African American	Female	64	0
Probable	20-29	Black/African American	Female	155	0
Probable	30-39	Black/African American	Female	129	0
Probable	40-49	Black/African American	Female	151	Suppressed
Probable	50-59	Black/African American	Female	165	8
Probable	60-69	Black/African American	Female	126	12
Probable	70-79	Black/African American	Female	52	13
Probable	80+	Black/African American	Female	38	25
Probable	Unknown	Black/African American	Female	11	0
Probable	0-9	Multiple Races	Female	35	0
Probable	10-19	Multiple Races	Female	74	0
Probable	20-29	Multiple Races	Female	97	0
Probable	30-39	Multiple Races	Female	44	0
Probable	40-49	Multiple Races	Female	72	0
Probable	50-59	Multiple Races	Female	72	0
Probable	60-69	Multiple Races	Female	49	0

Probable	70-79	Multiple Races	Female	17	0
Probable	80+	Multiple Races	Female	10	Suppressed
Probable	Unknown	Multiple Races	Female	18	0
Probable	0-9	Other	Female	33	0
Probable	10-19	Other	Female	66	0
Probable	20-29	Other	Female	94	0
Probable	30-39	Other	Female	67	0
Probable	40-49	Other	Female	66	0
Probable	50-59	Other	Female	35	Suppressed
Probable	60-69	Other	Female	20	Suppressed
Probable	70-79	Other	Female	10	0
Probable	80+	Other	Female	Suppressed	0
Probable	Unknown	Other	Female	9	0
Probable	0-9	Unknown	Female	84	0
Probable	10-19	Unknown	Female	345	0
Probable	20-29	Unknown	Female	671	0
Probable	30-39	Unknown	Female	474	0
Probable	40-49	Unknown	Female	550	0
Probable	50-59	Unknown	Female	569	0
Probable	60-69	Unknown	Female	429	Suppressed
Probable	70-79	Unknown	Female	167	0
Probable	80+	Unknown	Female	115	7
Probable	Unknown	Unknown	Female	416	0
Probable	0-9	White	Female	325	0
Probable	10-19	White	Female	814	0
Probable	20-29	White	Female	1056	0
Probable	30-39	White	Female	648	0
Probable	40-49	White	Female	766	Suppressed
Probable	50-59	White	Female	777	Suppressed
Probable	60-69	White	Female	479	17
Probable	70-79	White	Female	243	25
Probable	80+	White	Female	182	62
Probable	Unknown	White	Female	143	0
Probable	0-9	American Indian/Alaska Native	Male	7	0
Probable	10-19	American Indian/Alaska Native	Male	14	0
Probable	20-29	American Indian/Alaska Native	Male	8	0
Probable	30-39	American Indian/Alaska Native	Male	8	0
Probable	40-49	American Indian/Alaska Native	Male	6	0
Probable	50-59	American Indian/Alaska Native	Male	Suppressed	0
Probable	60-69	American Indian/Alaska Native	Male	Suppressed	0
Probable	70-79	American Indian/Alaska Native	Male	0	0
Probable	80+	American Indian/Alaska Native	Male	Suppressed	Suppressed
Probable	Unknown	American Indian/Alaska Native	Male	Suppressed	0
Probable	0-9	Asian/Pacific Islander	Male	18	0
Probable	10-19	Asian/Pacific Islander	Male	14	0
Probable	20-29	Asian/Pacific Islander	Male	37	0
Probable	30-39	Asian/Pacific Islander	Male	27	0
Probable	40-49	Asian/Pacific Islander	Male	11	0
Probable	50-59	Asian/Pacific Islander	Male	11	0
Probable	60-69	Asian/Pacific Islander	Male	Suppressed	0

Probable	70-79	Asian/Pacific Islander	Male	Suppressed	Suppressed
Probable	80+	Asian/Pacific Islander	Male	0	0
Probable	Unknown	Asian/Pacific Islander	Male	0	0
Probable	0-9	Black/African American	Male	42	0
Probable	10-19	Black/African American	Male	73	0
Probable	20-29	Black/African American	Male	112	0
Probable	30-39	Black/African American	Male	89	0
Probable	40-49	Black/African American	Male	84	8
Probable	50-59	Black/African American	Male	109	8
Probable	60-69	Black/African American	Male	101	21
Probable	70-79	Black/African American	Male	49	26
Probable	80+	Black/African American	Male	21	15
Probable	Unknown	Black/African American	Male	6	0
Probable	0-9	Multiple Races	Male	37	0
Probable	10-19	Multiple Races	Male	67	0
Probable	20-29	Multiple Races	Male	79	0
Probable	30-39	Multiple Races	Male	52	0
Probable	40-49	Multiple Races	Male	58	Suppressed
Probable	50-59	Multiple Races	Male	49	0
Probable	60-69	Multiple Races	Male	34	0
Probable	70-79	Multiple Races	Male	17	0
Probable	80+	Multiple Races	Male	Suppressed	Suppressed
Probable	Unknown	Multiple Races	Male	24	0
Probable	0-9	Other	Male	28	0
Probable	10-19	Other	Male	73	0
Probable	20-29	Other	Male	85	0
Probable	30-39	Other	Male	74	0
Probable	40-49	Other	Male	67	0
Probable	50-59	Other	Male	31	0
Probable	60-69	Other	Male	21	Suppressed
Probable	70-79	Other	Male	10	Suppressed
Probable	80+	Other	Male	Suppressed	0
Probable	Unknown	Other	Male	8	0
Probable	0-9	Unknown	Male	107	0
Probable	10-19	Unknown	Male	371	0
Probable	20-29	Unknown	Male	569	0
Probable	30-39	Unknown	Male	470	Suppressed
Probable	40-49	Unknown	Male	417	Suppressed
Probable	50-59	Unknown	Male	473	0
Probable	60-69	Unknown	Male	315	Suppressed
Probable	70-79	Unknown	Male	133	Suppressed
Probable	80+	Unknown	Male	64	8
Probable	Unknown	Unknown	Male	295	0
Probable	0-9	White	Male	342	0
Probable	10-19	White	Male	735	0
Probable	20-29	White	Male	939	Suppressed
Probable	30-39	White	Male	545	Suppressed
Probable	40-49	White	Male	576	Suppressed
Probable	50-59	White	Male	595	8
Probable	60-69	White	Male	410	15

Probable	70-79	White	Male	175	17
Probable	80+	White	Male	115	34
Probable	Unknown	White	Male	110	0
Probable	0-9	American Indian/Alaska Native	Unknown	0	0
Probable	10-19	American Indian/Alaska Native	Unknown	0	0
Probable	20-29	American Indian/Alaska Native	Unknown	Suppressed	0
Probable	30-39	American Indian/Alaska Native	Unknown	0	0
Probable	40-49	American Indian/Alaska Native	Unknown	0	0
Probable	50-59	American Indian/Alaska Native	Unknown	0	0
Probable	60-69	American Indian/Alaska Native	Unknown	0	0
Probable	70-79	American Indian/Alaska Native	Unknown	0	0
Probable	80+	American Indian/Alaska Native	Unknown	0	0
Probable	Unknown	American Indian/Alaska Native	Unknown	0	0
Probable	0-9	Asian/Pacific Islander	Unknown	0	0
Probable	10-19	Asian/Pacific Islander	Unknown	0	0
Probable	20-29	Asian/Pacific Islander	Unknown	Suppressed	0
Probable	30-39	Asian/Pacific Islander	Unknown	Suppressed	0
Probable	40-49	Asian/Pacific Islander	Unknown	Suppressed	0
Probable	50-59	Asian/Pacific Islander	Unknown	0	0
Probable	60-69	Asian/Pacific Islander	Unknown	0	0
Probable	70-79	Asian/Pacific Islander	Unknown	0	0
Probable	80+	Asian/Pacific Islander	Unknown	0	0
Probable	Unknown	Asian/Pacific Islander	Unknown	0	0
Probable	0-9	Black/African American	Unknown	0	0
Probable	10-19	Black/African American	Unknown	0	0
Probable	20-29	Black/African American	Unknown	Suppressed	0
Probable	30-39	Black/African American	Unknown	Suppressed	0
Probable	40-49	Black/African American	Unknown	Suppressed	0
Probable	50-59	Black/African American	Unknown	Suppressed	0
Probable	60-69	Black/African American	Unknown	Suppressed	0
Probable	70-79	Black/African American	Unknown	0	0
Probable	80+	Black/African American	Unknown	0	0
Probable	Unknown	Black/African American	Unknown	Suppressed	0
Probable	0-9	Multiple Races	Unknown	Suppressed	0
Probable	10-19	Multiple Races	Unknown	Suppressed	0
Probable	20-29	Multiple Races	Unknown	9	0
Probable	30-39	Multiple Races	Unknown	Suppressed	0
Probable	40-49	Multiple Races	Unknown	Suppressed	0
Probable	50-59	Multiple Races	Unknown	Suppressed	0
Probable	60-69	Multiple Races	Unknown	Suppressed	0
Probable	70-79	Multiple Races	Unknown	0	0
Probable	80+	Multiple Races	Unknown	0	0
Probable	Unknown	Multiple Races	Unknown	Suppressed	0
Probable	0-9	Other	Unknown	Suppressed	0
Probable	10-19	Other	Unknown	Suppressed	0
Probable	20-29	Other	Unknown	0	0
Probable	30-39	Other	Unknown	0	0
Probable	40-49	Other	Unknown	Suppressed	0
Probable	50-59	Other	Unknown	Suppressed	0
Probable	60-69	Other	Unknown	Suppressed	0

Probable	70-79	Other	Unknown	0	0
Probable	80+	Other	Unknown	0	0
Probable	Unknown	Other	Unknown	Suppressed	0
Probable	0-9	Unknown	Unknown	26	0
Probable	10-19	Unknown	Unknown	49	0
Probable	20-29	Unknown	Unknown	110	0
Probable	30-39	Unknown	Unknown	86	0
Probable	40-49	Unknown	Unknown	90	0
Probable	50-59	Unknown	Unknown	84	0
Probable	60-69	Unknown	Unknown	65	0
Probable	70-79	Unknown	Unknown	24	0
Probable	80+	Unknown	Unknown	8	0
Probable	Unknown	Unknown	Unknown	576	0
Probable	0-9	White	Unknown	9	0
Probable	10-19	White	Unknown	15	0
Probable	20-29	White	Unknown	12	0
Probable	30-39	White	Unknown	6	0
Probable	40-49	White	Unknown	14	0
Probable	50-59	White	Unknown	14	0
Probable	60-69	White	Unknown	Suppressed	0
Probable	70-79	White	Unknown	Suppressed	0
Probable	80+	White	Unknown	Suppressed	0
Probable	Unknown	White	Unknown	14	0

PUBLIC USE DATASETS

COVID-19 Tests by County

README

Data includes tests by type (diagnostic, serology or total combined) by county.

Diagnostic tests are used to find current infection and look for genes or proteins from the severe acute respiratory syndrome coronavirus 2 (SARS-CoV-2), the virus that causes COVID-19. These tests, which are performed as nasal swabs, include: Nucleic acid amplification test/real-time polymerase chain reaction (NAAT/RT-PCR) test and rapid virus antigen detection point of care (POC) tests.

Serology tests are used to look for the possibility of previous infection. Serology tests look for antibodies to SARS-CoV-2 in the blood. There are currently two types of serology tests: the enzyme-linked immunosorbent assay (ELISA) test and the rapid antibody detection POC test. Serology tests do not diagnose disease and do not guarantee immunity, but might provide information about previous infection.

Correctional includes state and federal prisons and county and city detection facilities. Testing data represents total tests performed, not individuals tested. A single individual may have more than one test completed.

COVID-19 TESTS BY COUNTY 2020-11-10

Updated	COUNTY	TestType	Count	RatePerMillion
2020/11/10 14:34:37	Alcona	Diagnostic	2953	283806
2020/11/10 14:34:37	Alcona	Serology	82	7881
2020/11/10 14:34:37	Alcona	Total	3035	291687
2020/11/10 14:34:37	Alger	Diagnostic	3079	338054
2020/11/10 14:34:37	Alger	Serology	122	13395
2020/11/10 14:34:37	Alger	Total	3201	351449
2020/11/10 14:34:37	Allegan	Diagnostic	50209	425208
2020/11/10 14:34:37	Allegan	Serology	1327	11238
2020/11/10 14:34:37	Allegan	Total	51536	436446
2020/11/10 14:34:37	Alpena	Diagnostic	4805	169160
2020/11/10 14:34:37	Alpena	Serology	300	10562
2020/11/10 14:34:37	Alpena	Total	5105	179722
2020/11/10 14:34:37	Antrim	Diagnostic	8494	364174
2020/11/10 14:34:37	Antrim	Serology	302	12948
2020/11/10 14:34:37	Antrim	Total	8796	377122
2020/11/10 14:34:37	Arenac	Diagnostic	5788	388900
2020/11/10 14:34:37	Arenac	Serology	220	14782
2020/11/10 14:34:37	Arenac	Total	6008	403682
2020/11/10 14:34:37	Baraga	Diagnostic	3833	466927
2020/11/10 14:34:37	Baraga	Serology	47	5725
2020/11/10 14:34:37	Baraga	Total	3880	472652
2020/11/10 14:34:37	Barry	Serology	935	15191
2020/11/10 14:34:37	Barry	Diagnostic	25109	407945
2020/11/10 14:34:37	Barry	Total	26044	423136
2020/11/10 14:34:37	Bay	Diagnostic	53236	516223
2020/11/10 14:34:37	Bay	Serology	2965	28751
2020/11/10 14:34:37	Bay	Total	56201	544974
2020/11/10 14:34:37	Benzie	Diagnostic	6491	365361
2020/11/10 14:34:37	Benzie	Serology	296	16661
2020/11/10 14:34:37	Benzie	Total	6787	382022
2020/11/10 14:34:37	Berrien	Diagnostic	102862	670543
2020/11/10 14:34:37	Berrien	Serology	2844	18540
2020/11/10 14:34:37	Berrien	Total	105706	689083
2020/11/10 14:34:37	Branch	Serology	209	4803
2020/11/10 14:34:37	Branch	Diagnostic	17536	402969
2020/11/10 14:34:37	Branch	Total	17745	407772
2020/11/10 14:34:37	Calhoun	Serology	990	7379
2020/11/10 14:34:37	Calhoun	Diagnostic	94505	704425
2020/11/10 14:34:37	Calhoun	Total	95495	711805
2020/11/10 14:34:37	Cass	Diagnostic	18711	361307
2020/11/10 14:34:37	Cass	Serology	363	7009
2020/11/10 14:34:37	Cass	Total	19074	368316
2020/11/10 14:34:37	Charlevoix	Serology	605	23142
2020/11/10 14:34:37	Charlevoix	Diagnostic	10556	403779
2020/11/10 14:34:37	Charlevoix	Total	11161	426921
2020/11/10 14:34:37	Cheboygan	Diagnostic	5911	233858
2020/11/10 14:34:37	Cheboygan	Serology	296	11711

2020/11/10 14:34:37	Cheboygan	Total	6207	245569
2020/11/10 14:34:37	Chippewa	Serology	156	4177
2020/11/10 14:34:37	Chippewa	Diagnostic	8019	214705
2020/11/10 14:34:37	Chippewa	Total	8175	218881
2020/11/10 14:34:37	Clare	Serology	444	14346
2020/11/10 14:34:37	Clare	Diagnostic	7339	237124
2020/11/10 14:34:37	Clare	Total	7783	251470
2020/11/10 14:34:37	Clinton	Diagnostic	26143	328450
2020/11/10 14:34:37	Clinton	Serology	2759	34663
2020/11/10 14:34:37	Clinton	Total	28902	363113
2020/11/10 14:34:37	Correctional	Serology	12536	
2020/11/10 14:34:37	Correctional	Diagnostic	263694	
2020/11/10 14:34:37	Correctional	Total	276230	
2020/11/10 14:34:37	Crawford	Diagnostic	4332	308789
2020/11/10 14:34:37	Crawford	Serology	133	9480
2020/11/10 14:34:37	Crawford	Total	4465	318269
2020/11/10 14:34:37	Delta	Diagnostic	19793	553124
2020/11/10 14:34:37	Delta	Serology	316	8831
2020/11/10 14:34:37	Delta	Total	20109	561955
2020/11/10 14:34:37	Detroit City	Diagnostic	372007	572491
2020/11/10 14:34:37	Detroit City	Serology	16832	25903
2020/11/10 14:34:37	Detroit City	Total	388839	598394
2020/11/10 14:34:37	Dickinson	Diagnostic	6867	272079
2020/11/10 14:34:37	Dickinson	Serology	77	3051
2020/11/10 14:34:37	Dickinson	Total	6944	275130
2020/11/10 14:34:37	Eaton	Diagnostic	55928	507201
2020/11/10 14:34:37	Eaton	Serology	4293	38932
2020/11/10 14:34:37	Eaton	Total	60221	546133
2020/11/10 14:34:37	Emmet	Serology	978	29268
2020/11/10 14:34:37	Emmet	Diagnostic	13641	408230
2020/11/10 14:34:37	Emmet	Total	14619	437498
2020/11/10 14:34:37	Genesee	Diagnostic	156352	385281
2020/11/10 14:34:37	Genesee	Serology	12551	30928
2020/11/10 14:34:37	Genesee	Total	168903	416209
2020/11/10 14:34:37	Gladwin	Diagnostic	7607	298912
2020/11/10 14:34:37	Gladwin	Serology	412	16189
2020/11/10 14:34:37	Gladwin	Total	8019	315101
2020/11/10 14:34:37	Gogebic	Serology	135	9660
2020/11/10 14:34:37	Gogebic	Diagnostic	11591	829410
2020/11/10 14:34:37	Gogebic	Total	11726	839070
2020/11/10 14:34:37	Grand Traverse	Serology	2333	25062
2020/11/10 14:34:37	Grand Traverse	Diagnostic	35749	384034
2020/11/10 14:34:37	Grand Traverse	Total	38082	409097
2020/11/10 14:34:37	Gratiot	Diagnostic	25743	632335
2020/11/10 14:34:37	Gratiot	Serology	554	13608
2020/11/10 14:34:37	Gratiot	Total	26297	645943
2020/11/10 14:34:37	Hillsdale	Serology	380	8332
2020/11/10 14:34:37	Hillsdale	Diagnostic	18661	409188
2020/11/10 14:34:37	Hillsdale	Total	19041	417520
2020/11/10 14:34:37	Houghton	Diagnostic	19647	550583

2020/11/10 14:34:37	Houghton	Serology	166	4652
2020/11/10 14:34:37	Houghton	Total	19813	555235
2020/11/10 14:34:37	Huron	Diagnostic	14049	453471
2020/11/10 14:34:37	Huron	Serology	322	10393
2020/11/10 14:34:37	Huron	Total	14371	463865
2020/11/10 14:34:37	Ingham	Serology	14597	49920
2020/11/10 14:34:37	Ingham	Diagnostic	154852	529579
2020/11/10 14:34:37	Ingham	Total	169449	579499
2020/11/10 14:34:37	Ionia	Diagnostic	32566	503362
2020/11/10 14:34:37	Ionia	Serology	1298	20063
2020/11/10 14:34:37	Ionia	Total	33864	523425
2020/11/10 14:34:37	Iosco	Diagnostic	10938	435309
2020/11/10 14:34:37	Iosco	Serology	245	9750
2020/11/10 14:34:37	Iosco	Total	11183	445059
2020/11/10 14:34:37	Iron	Diagnostic	12621	1140521
2020/11/10 14:34:37	Iron	Serology	39	3524
2020/11/10 14:34:37	Iron	Total	12660	1144045
2020/11/10 14:34:37	Isabella	Diagnostic	20802	297716
2020/11/10 14:34:37	Isabella	Serology	690	9875
2020/11/10 14:34:37	Isabella	Total	21492	307591
2020/11/10 14:34:37	Jackson	Diagnostic	102646	647568
2020/11/10 14:34:37	Jackson	Serology	1742	10990
2020/11/10 14:34:37	Jackson	Total	104388	658558
2020/11/10 14:34:37	Kalamazoo	Diagnostic	136709	515755
2020/11/10 14:34:37	Kalamazoo	Serology	3948	14894
2020/11/10 14:34:37	Kalamazoo	Total	140657	530649
2020/11/10 14:34:37	Kalkaska	Diagnostic	8885	492571
2020/11/10 14:34:37	Kalkaska	Serology	268	14858
2020/11/10 14:34:37	Kalkaska	Total	9153	507429
2020/11/10 14:34:37	Kent	Serology	22026	33527
2020/11/10 14:34:37	Kent	Diagnostic	397865	605620
2020/11/10 14:34:37	Kent	Total	419891	639147
2020/11/10 14:34:37	Keweenaw	Diagnostic	981	463611
2020/11/10 14:34:37	Keweenaw	Serology	19	8979
2020/11/10 14:34:37	Keweenaw	Total	1000	472590
2020/11/10 14:34:37	Lake	Diagnostic	4688	395512
2020/11/10 14:34:37	Lake	Serology	128	10799
2020/11/10 14:34:37	Lake	Total	4816	406311
2020/11/10 14:34:37	Lapeer	Serology	1852	21140
2020/11/10 14:34:37	Lapeer	Diagnostic	28744	328102
2020/11/10 14:34:37	Lapeer	Total	30596	349241
2020/11/10 14:34:37	Leelanau	Serology	380	17462
2020/11/10 14:34:37	Leelanau	Diagnostic	6271	288176
2020/11/10 14:34:37	Leelanau	Total	6651	305639
2020/11/10 14:34:37	Lenawee	Serology	1051	10675
2020/11/10 14:34:37	Lenawee	Diagnostic	42651	433221
2020/11/10 14:34:37	Lenawee	Total	43702	443896
2020/11/10 14:34:37	Livingston	Serology	5053	26318
2020/11/10 14:34:37	Livingston	Diagnostic	85597	445829
2020/11/10 14:34:37	Livingston	Total	90650	472148

2020/11/10 14:34:37	Luce	Diagnostic	2797	449029
2020/11/10 14:34:37	Luce	Serology	37	5940
2020/11/10 14:34:37	Luce	Total	2834	454969
2020/11/10 14:34:37	Mackinac	Diagnostic	3804	352255
2020/11/10 14:34:37	Mackinac	Serology	65	6019
2020/11/10 14:34:37	Mackinac	Total	3869	358274
2020/11/10 14:34:37	Macomb	Diagnostic	354532	405656
2020/11/10 14:34:37	Macomb	Serology	32880	37621
2020/11/10 14:34:37	Macomb	Total	387412	443277
2020/11/10 14:34:37	Manistee	Diagnostic	8075	328813
2020/11/10 14:34:37	Manistee	Serology	424	17265
2020/11/10 14:34:37	Manistee	Total	8499	346079
2020/11/10 14:34:37	Marquette	Diagnostic	56117	841347
2020/11/10 14:34:37	Marquette	Serology	982	14723
2020/11/10 14:34:37	Marquette	Total	57099	856070
2020/11/10 14:34:37	Mason	Diagnostic	15019	515338
2020/11/10 14:34:37	Mason	Serology	603	20690
2020/11/10 14:34:37	Mason	Total	15622	536028
2020/11/10 14:34:37	Mecosta	Diagnostic	19709	453571
2020/11/10 14:34:37	Mecosta	Serology	554	12749
2020/11/10 14:34:37	Mecosta	Total	20263	466320
2020/11/10 14:34:37	Menominee	Diagnostic	9745	427788
2020/11/10 14:34:37	Menominee	Serology	49	2151
2020/11/10 14:34:37	Menominee	Total	9794	429939
2020/11/10 14:34:37	Midland	Serology	2897	34838
2020/11/10 14:34:37	Midland	Diagnostic	21305	256205
2020/11/10 14:34:37	Midland	Total	24202	291043
2020/11/10 14:34:37	Missaukee	Diagnostic	4387	290184
2020/11/10 14:34:37	Missaukee	Serology	187	12369
2020/11/10 14:34:37	Missaukee	Total	4574	302553
2020/11/10 14:34:37	Monroe	Diagnostic	58964	391787
2020/11/10 14:34:37	Monroe	Serology	2809	18664
2020/11/10 14:34:37	Monroe	Total	61773	410452
2020/11/10 14:34:37	Montcalm	Serology	1321	20677
2020/11/10 14:34:37	Montcalm	Diagnostic	34524	540383
2020/11/10 14:34:37	Montcalm	Total	35845	561060
2020/11/10 14:34:37	Montmorency	Diagnostic	2308	247427
2020/11/10 14:34:37	Montmorency	Serology	157	16831
2020/11/10 14:34:37	Montmorency	Total	2465	264258
2020/11/10 14:34:37	Muskegon	Diagnostic	97830	563647
2020/11/10 14:34:37	Muskegon	Serology	1733	9985
2020/11/10 14:34:37	Muskegon	Total	99563	573632
2020/11/10 14:34:37	Newaygo	Serology	878	17926
2020/11/10 14:34:37	Newaygo	Diagnostic	21324	435361
2020/11/10 14:34:37	Newaygo	Total	22202	453287
2020/11/10 14:34:37	Oakland	Diagnostic	582835	463456
2020/11/10 14:34:37	Oakland	Serology	72452	57612
2020/11/10 14:34:37	Oakland	Total	655287	521068
2020/11/10 14:34:37	Oceana	Diagnostic	19320	729966
2020/11/10 14:34:37	Oceana	Serology	461	17418

2020/11/10 14:34:37	Oceana	Total	19781	747384
2020/11/10 14:34:37	Ogemaw	Serology	227	10811
2020/11/10 14:34:37	Ogemaw	Diagnostic	7030	334810
2020/11/10 14:34:37	Ogemaw	Total	7257	345621
2020/11/10 14:34:37	Ontonagon	Diagnostic	4554	796154
2020/11/10 14:34:37	Ontonagon	Serology	39	6818
2020/11/10 14:34:37	Ontonagon	Total	4593	802972
2020/11/10 14:34:37	Osceola	Serology	412	17562
2020/11/10 14:34:37	Osceola	Diagnostic	11709	499105
2020/11/10 14:34:37	Osceola	Total	12121	516667
2020/11/10 14:34:37	Oscoda	Diagnostic	2269	275331
2020/11/10 14:34:37	Oscoda	Serology	91	11042
2020/11/10 14:34:37	Oscoda	Total	2360	286373
2020/11/10 14:34:37	Otsego	Serology	368	14918
2020/11/10 14:34:37	Otsego	Diagnostic	7048	285714
2020/11/10 14:34:37	Otsego	Total	7416	300632
2020/11/10 14:34:37	Ottawa	Serology	6601	22619
2020/11/10 14:34:37	Ottawa	Diagnostic	168707	578100
2020/11/10 14:34:37	Ottawa	Total	175308	600720
2020/11/10 14:34:37	Presque Isle	Diagnostic	3454	274301
2020/11/10 14:34:37	Presque Isle	Serology	188	14930
2020/11/10 14:34:37	Presque Isle	Total	3642	289231
2020/11/10 14:34:37	Roscommon	Diagnostic	8916	371206
2020/11/10 14:34:37	Roscommon	Serology	368	15321
2020/11/10 14:34:37	Roscommon	Total	9284	386527
2020/11/10 14:34:37	Saginaw	Serology	3694	19387
2020/11/10 14:34:37	Saginaw	Diagnostic	115248	604853
2020/11/10 14:34:37	Saginaw	Total	118942	624240
2020/11/10 14:34:37	Sanilac	Diagnostic	19889	483094
2020/11/10 14:34:37	Sanilac	Serology	544	13214
2020/11/10 14:34:37	Sanilac	Total	20433	496308
2020/11/10 14:34:37	Schoolcraft	Diagnostic	2704	334075
2020/11/10 14:34:37	Schoolcraft	Serology	47	5807
2020/11/10 14:34:37	Schoolcraft	Total	2751	339881
2020/11/10 14:34:37	Shiawassee	Serology	1719	25234
2020/11/10 14:34:37	Shiawassee	Diagnostic	31606	463962
2020/11/10 14:34:37	Shiawassee	Total	33325	489196
2020/11/10 14:34:37	St Clair	Serology	4593	28864
2020/11/10 14:34:37	St Clair	Diagnostic	55330	347708
2020/11/10 14:34:37	St Clair	Total	59923	376571
2020/11/10 14:34:37	St Joseph	Diagnostic	27051	443721
2020/11/10 14:34:37	St Joseph	Serology	945	15501
2020/11/10 14:34:37	St Joseph	Total	27996	459222
2020/11/10 14:34:37	Tuscola	Diagnostic	31583	604517
2020/11/10 14:34:37	Tuscola	Serology	922	17648
2020/11/10 14:34:37	Tuscola	Total	32505	622165
2020/11/10 14:34:37	Unknown	Serology	19257	
2020/11/10 14:34:37	Unknown	Diagnostic	254243	
2020/11/10 14:34:37	Unknown	Total	273500	
2020/11/10 14:34:37	Van Buren	Serology	842	11126

2020/11/10 14:34:37	Van Buren	Diagnostic	45525	601570
2020/11/10 14:34:37	Van Buren	Total	46367	612696
2020/11/10 14:34:37	Washtenaw	Diagnostic	228198	620776
2020/11/10 14:34:37	Washtenaw	Serology	11633	31646
2020/11/10 14:34:37	Washtenaw	Total	239831	652422
2020/11/10 14:34:37	Wayne	Diagnostic	596665	540549
2020/11/10 14:34:37	Wayne	Serology	47868	43366
2020/11/10 14:34:37	Wayne	Total	644533	583916
2020/11/10 14:34:37	Wexford	Diagnostic	12789	380274
2020/11/10 14:34:37	Wexford	Serology	458	13618
2020/11/10 14:34:37	Wexford	Total	13247	393893

PUBLIC USE DATASETS

Diagnostic Tests by Result and County

README

Data include diagnostic tests for COVID-19 by date and county.

Diagnostic tests are used to find current infection and look for genes or proteins from the severe acute respiratory syndrome coronavirus 2 (SARS-CoV-2), the virus that causes COVID-19. These tests, which are performed as nasal swabs, include: Nucleic acid amplification test/real-time polymerase chain reaction (NAAT/RT-PCR) test and rapid virus antigen detection point of care (POC) tests.

Correctional includes state and federal prisons and county and city detection facilities. Testing data represents total tests performed, not individuals tested. A single individual may have more than one test completed.

The total number of positive tests may exceed the number of confirmed cases due to 1) a single individual may have more than one test performed; 2) MDHHS may receive data on positive tests in advance of a local health department classifying an individual as a confirmed or probable case, and 3) although efforts have been made to deduplicate testing data, some duplication may occur.

DIAGNOSTIC TESTS BY RESULT AND COUNTY 2020-11-10

MessageDate	COUNTY	Negative	Positive	Total
11/9/2020	Alcona	17	0	17
11/9/2020	Alger	7	3	10
11/9/2020	Allegan	417	100	517
11/9/2020	Alpena	37	6	43
11/9/2020	Antrim	47	3	50
11/9/2020	Arenac	42	4	46
11/9/2020	Baraga	6	4	10
11/9/2020	Barry	221	45	266
11/9/2020	Bay	289	51	340
11/9/2020	Benzie	8	3	11
11/9/2020	Berrien	786	195	981
11/9/2020	Branch	159	38	197
11/9/2020	Calhoun	950	199	1149
11/9/2020	Cass	159	34	193
11/9/2020	Charlevoix	79	5	84
11/9/2020	Cheboygan	43	5	48
11/9/2020	Chippewa	35	7	42
11/9/2020	Clare	23	4	27
11/9/2020	Clinton	187	16	203
11/9/2020	Correctional	822	3	825
11/9/2020	Crawford	14	4	18
11/9/2020	Delta	73	10	83
11/9/2020	Detroit City	1928	162	2090
11/9/2020	Dickinson	65	40	105
11/9/2020	Eaton	548	59	607
11/9/2020	Emmet	128	23	151
11/9/2020	Genesee	838	181	1019
11/9/2020	Gladwin	22	2	24
11/9/2020	Gogebic	132	21	153
11/9/2020	Grand Traverse	86	9	95
11/9/2020	Gratiot	125	7	132
11/9/2020	Hillsdale	116	51	167
11/9/2020	Houghton	70	4	74
11/9/2020	Huron	133	10	143
11/9/2020	Ingham	818	82	900
11/9/2020	Ionia	199	45	244
11/9/2020	Iosco	77	20	97
11/9/2020	Iron	53	15	68
11/9/2020	Isabella	80	7	87
11/9/2020	Jackson	518	57	575
11/9/2020	Kalamazoo	1539	277	1816
11/9/2020	Kalkaska	13	1	14
11/9/2020	Kent	2748	749	3497
11/9/2020	Keweenaw	1	0	1
11/9/2020	Lake	19	2	21
11/9/2020	Lapeer	295	64	359
11/9/2020	Leelanau	10	4	14

11/9/2020	Lenawee	184	33	217
11/9/2020	Livingston	764	108	872
11/9/2020	Luce	6	2	8
11/9/2020	Mackinac	25	3	28
11/9/2020	Macomb	2730	592	3322
11/9/2020	Manistee	43	4	47
11/9/2020	Marquette	1125	153	1278
11/9/2020	Mason	96	14	110
11/9/2020	Mecosta	108	13	121
11/9/2020	Menominee	28	18	46
11/9/2020	Midland	239	18	257
11/9/2020	Missaukee	20	3	23
11/9/2020	Monroe	424	71	495
11/9/2020	Montcalm	158	31	189
11/9/2020	Montmorency	9	0	9
11/9/2020	Muskegon	617	168	785
11/9/2020	Newaygo	92	27	119
11/9/2020	Oakland	4805	672	5477
11/9/2020	Oceana	90	18	108
11/9/2020	Ogemaw	45	6	51
11/9/2020	Ontonagon	35	8	43
11/9/2020	Osceola	62	8	70
11/9/2020	Oscoda	61	1	62
11/9/2020	Otsego	58	12	70
11/9/2020	Ottawa	1094	285	1379
11/9/2020	Presque Isle	18	2	20
11/9/2020	Roscommon	53	4	57
11/9/2020	Saginaw	738	125	863
11/9/2020	Sanilac	212	14	226
11/9/2020	Schoolcraft	5	0	5
11/9/2020	Shiawassee	406	45	451
11/9/2020	St Clair	423	88	511
11/9/2020	St Joseph	179	29	208
11/9/2020	Tuscola	372	53	425
11/9/2020	Unknown	752	143	895
11/9/2020	Van Buren	466	92	558
11/9/2020	Washtenaw	1566	109	1675
11/9/2020	Wayne	4121	553	4674
11/9/2020	Wexford	66	10	76