



Western Michigan University  
ScholarWorks at WMU

---

Michigan COVID-19 Long Term Care Data

Michigan COVID-19 State Data

---

3-28-2023

## 2023-03-28\_MichiganOverview\_COVIDlongtermcare

Michigan Department of Health & Human Services

Follow this and additional works at: <https://scholarworks.wmich.edu/michigan-covid-data-state-facility>



Part of the Public Health Commons

---

### WMU ScholarWorks Citation

Michigan Department of Health & Human Services, "2023-03-28\_MichiganOverview\_COVIDlongtermcare" (2023). *Michigan COVID-19 Long Term Care Data*. 270.

<https://scholarworks.wmich.edu/michigan-covid-data-state-facility/270>

This Website is brought to you for free and open access by the Michigan COVID-19 State Data at ScholarWorks at WMU. It has been accepted for inclusion in Michigan COVID-19 Long Term Care Data by an authorized administrator of ScholarWorks at WMU. For more information, please contact [wmu-scholarworks@wmich.edu](mailto:wmu-scholarworks@wmich.edu).





# Coronavirus

## Long Term Care Data



### Weekly Surveillance Data Reporting

The information below represents COVID-19 data reported directly to MDHHS by licensed and operating Skilled Nursing, Home for the Aged and Adult Foster Care facilities (licensed to serve 13 or more individuals) in Michigan from January 1, 2020 through March 28, 2023. All long-term care facilities additionally have an obligation to report COVID-positive residents and/or staff to their Local Health Department. Ensuring accurate and timely reporting by those facilities subject to MDHHS reporting requirements is a priority for the State of Michigan. The data is leveraged to guide state efforts and ensure sufficient support is provided where it is needed most, as well as to allow transparency for residents and families. MDHHS conducts ongoing data validation processes and works with the Institute for Health Policy at Michigan State University to support additional validation exercises on the data. When a facility is flagged for a validation concern, the department may work with the Regional Health Care Coalition, conduct direct outreach, and provide technical assistance to the facility. Facilities are provided the opportunity to correct entry errors identified during the validation process on an ongoing basis, therefore total case and death counts are best used to gauge the general impact of COVID-19 on this population and not to compare week over week change. All data presented is considered provisional and may change as facilities correct or add data.

The following is a graphical presentation of cumulative resident and staff COVID-19 confirmed cases and deaths, and weekly report of PPE supply availability and testing conducted\*. Please view in full screen mode for optimal user experience. [A downloadable file of data for all facilities is available here.](#)

\*Changes to federal reporting requirements may impact what data is collected and publicly reported by Michigan's long-term care facilities.

**Note:** MDHHS conducts ongoing data quality and validation exercises that may result in additional corrections in the future.

If you are interested in resident or staff vaccine information for Michigan's Skilled Nursing Facilities, please [click here](#) for CMS' list of recent resident and staff vaccination rates. Please note that this table represents data reported to CMS and is inclusive of only those facilities which are CMS certified.

Cases/Deaths
PPE Availability

### Resident C-19 Cases

Select Variable:

Resident C-19 Cases

TYPE

Select all

AFC

HFA

SNF

Search by License/CNN

Search

Search by Name

Search

#### Current Week Resident C-19 Cases

LICENSE	Facility Name	Number of Cases
235580	ProMedica SN & Rehab Ann Arbor	19
235103	SKLD Beltline	13
AL740375736	Sage Creek Senior Living, LLC	10
235321	Marquette County Medical Care Facility	8
235332	Westland, A Villa Center	8
235594	West Woods of Niles	8
AH810305217	Brookdale Ann Arbor	8
AH820408530	Brighton Gardens of Northville	8
235225	Fountain View of Monroe	7
235223	Brookdale A Villa Center	7

- Historical values reflect data reported as of published date. Subsequent corrections made through validation exercises are reflected in the most current reporting period.

TYPE ● AFC ● HFA ● SNF

Report Date

10/28/2020

3/29/2023

Microsoft Power BI

< 1 of 2 >



Data is self-reported by the facilities. MDHHS and its partners conduct annual audits and data validation efforts to ensure data accuracy and completeness.

This information does not replace a thoughtful conversation with facility staff about their current infection control practices and mitigation strategies. Questions that families might ask a care facility include:

- What are you doing currently to protect residents from COVID-19?
- What precautions do you take when you do identify a person who tests positive or is symptomatic of COVID-19?
- How are families kept apprised of changes related to your infection control policies?

In addition, residents and family members should understand that the presence of COVID-19 at a facility alone is not an indicator that a facility is not following proper procedures. Families should always feel free to ask questions of the facility where their loved one resides, and if not satisfied, contact their local ombudsman.



Long Term Care Data  
Copyright State of Michigan

# Resident C-19 Admissions

Select Variable:

Resident C-19 Admissions



TYPE

 Select all

 AFC

 HFA

 SNF

Search by License/CNN

Search

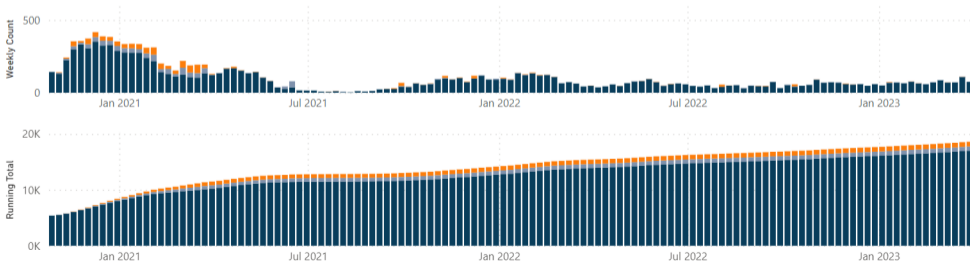
Search by Name

Search

## Current Week Resident C-19 Admissions

LICENSE	Facility Name	Number of Admissions
235582	Evergreen Health & Living Center	26
235477	Pomeroy Living - Rochester Skilled	10
235626	ProMedica SN & Rehab Oakland	8
235618	ProMedica SN & Rehab Canton	7
235427	Autumn Woods Residential Health	6
235463	The Villa at the Park	6
235443	Shorepoint Nursing Center	4
235378	Resthaven Care Center	2
235366	Mission Point of Forest Hills	1
235543	Lincoln Haven Nursing & Rehab. Community	1

- Historical values reflect data reported as of published date. Subsequent corrections made through validation exercises are reflected in the most current reporting period.

TYPE ● AFC ● HFA ● SNF

Report Date

10/28/2020

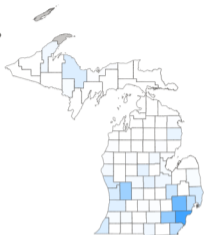
3/29/2023



## Resident C-19 Cases

Select Variable:

Resident C-19 Cases



TYPE

 Select all AFC HFA SNF

Search by License/CNN

Search



Search by Name

Search

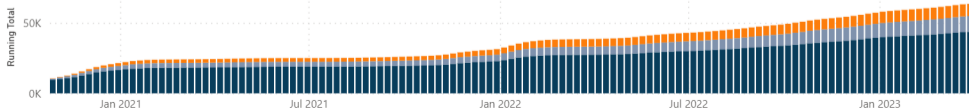
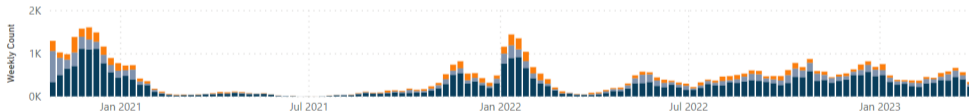


## Current Week Resident C-19 Cases

LICENSE	Facility Name	Number of Cases
235580	ProMedica SN & Rehab Ann Arbor	19
235103	SKLD Beltline	13
AL740375736	Sage Creek Senior Living, LLC	10
235321	Marquette County Medical Care Facility	8
235332	Westland, A Villa Center	8
235594	West Woods of Niles	8
AH810305217	Brookdale Ann Arbor	8
AH820408530	Brighton Gardens of Northville	8
235225	Fountain View of Monroe	7
235222	Proquest Villa Center	7

- Historical values reflect data reported as of published date. Subsequent corrections made through validation exercises are reflected in the most current reporting period.

TYPE ● AFC ● HFA ● SNF



Report Date

10/28/2020

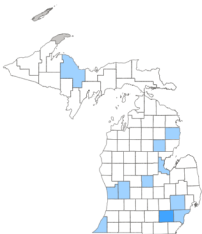
3/29/2023



## Resident C-19 Deaths

Select Variable:

Resident C-19 Deaths



TYPE

- Select all
- AFC
- HFA
- SNF

Search by License/CNN

Search



Search by Name

Search

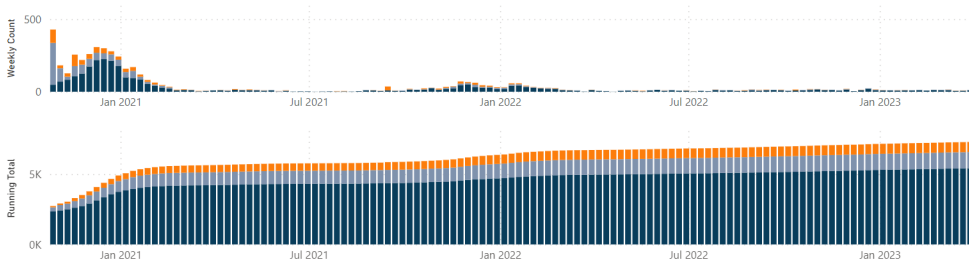


## Current Week Resident C-19 Deaths

LICENSE	Facility Name	Number of Deaths
235580	ProMedica SN & Rehab Ann Arbor	2
235020	Michigan Masonic Home	1
235321	Marquette County Medical Care Facility	1
235377	Valley View Care Center	1
235380	Villa at Rose City	1
235388	Bay Shores Nursing Care Center	1
235543	Lincoln Haven Nursing & Rehab. Community	1
235605	Coventry House Inn	1
235618	ProMedica SN & Rehab Canton	1

- Historical values reflect data reported as of published date. Subsequent corrections made through validation exercises are reflected in the most current reporting period.

TYPE ● AFC ● HFA ● SNF



Report Date

10/28/2020

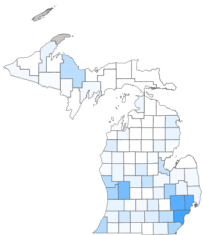
3/29/2023



## Staff C-19 Cases

Select Variable:

Staff C-19 Cases



Search by License/CNN

Search



Search by Name

Search

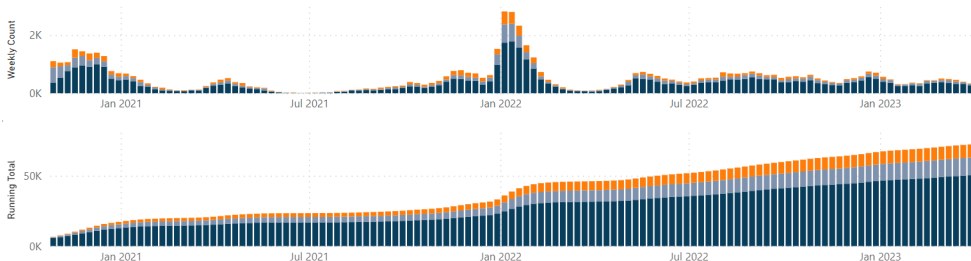


### Current Week Staff C-19 Cases

LICENSE	Facility Name	Number of Cases
235473	Medilodge of Shoreline	10
235594	West Woods of Niles	7
235347	SKLD Zeeland	6
235580	ProMedica SN & Rehab Ann Arbor	6
235280	Medilodge Alpena	5
235332	Westland, A Villa Center	5
235333	Regency A Villa Center	5
235388	Bay Shores Nursing Care Center	5
235554	Eastwood Nursing Center	5
235116	Lake Woods Nursing and Rehabilitation	4

- Historical values reflect data reported as of published date. Subsequent corrections made through validation exercises are reflected in the most current reporting period.

TYPE ● AFC ● HFA ● SNF



Report Date

10/28/2020

3/29/2023



# Staff C-19 Deaths

Select Variable:

Staff C-19 Deaths



TYPE

- Select all
- AFC
- HFA
- SNF

Search by License/CNN

Search



Search by Name

Search

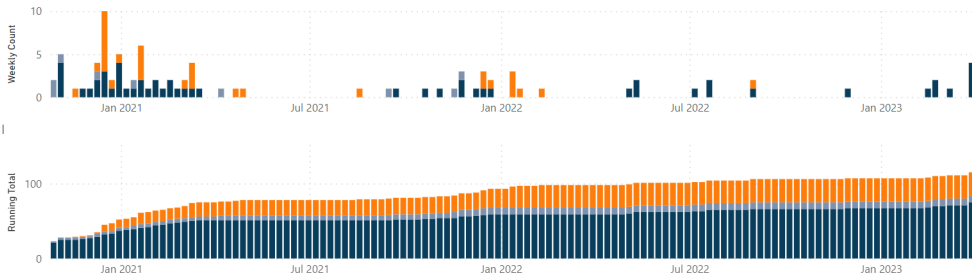


## Current Week Staff C-19 Deaths

LICENSE	Facility Name	Number of Deaths
235580	ProMedica SN & Rehab Ann Arbor	4
000001	Cedarbrook of Bloomfield Hills	0
000002	Special Tree Neurocare Center	0
000003	St. Anne's Mead Nursing Facility	0
000005	Midland King's Daughters Home	0
000008	Spectrum Health Rehab & Nrsg Leffingwell	0
235002	Oceana Co Md Care Facility	0
235003	Manistee County Medical Care Facility	0

- Historical values reflect data reported as of published date. Subsequent corrections made through validation exercises are reflected in the most current reporting period.

TYPE ● AFC ● HFA ● SNF



Report Date

10/28/2020

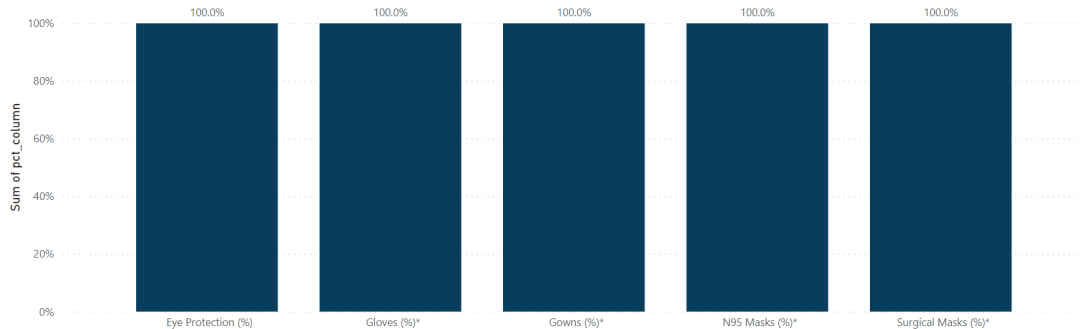
3/29/2023



## PPE Availability - Skilled Nursing Facilities

Percentage and frequency of skilled nursing facilities (SNFs) reporting Personal Protective Equipment (PPE) supply stock sufficient to meet the operational needs for the next 7 days.

### PPE Availability



TYPE	Reporting Facilities**	Eye Protection	Eye Protection (%)	Gloves	Gloves (%)*	Gowns	Gowns (%)*	N95 Masks	N95 Masks (%)*	Surgical Masks	Surgical Masks (%)*
SNF	425	425	100.0	425	100.0	425	100.0	425	100.0	425	100.00

\* Percentages for sufficient PPE supply to meet the operational needs for the next 7 days are calculated by dividing the number of facilities reporting PPE supply stock per category by the number of SNF Reporting Facilities.

Example: SNF Gloves (472) / SNF Reporting Facilities (477) = SNF Gloves (%) 99.0%

\*\* Reporting Facilities include all SNF facilities that submitted COVID-19 Surveillance Data during the weekly reporting cycle.