



Western Michigan University
ScholarWorks at WMU

Cumulative Michigan COVID-19 Data

Michigan COVID-19 State Data

12-2-2020

2020-12-02_MichiganOverview_COVIDstats

Michigan Department of Health & Human Services

Follow this and additional works at: <https://scholarworks.wmich.edu/michigan-covid-data-state-cumulative>



Part of the Public Health Commons

WMU ScholarWorks Citation

Michigan Department of Health & Human Services, "2020-12-02_MichiganOverview_COVIDstats" (2020).
Cumulative Michigan COVID-19 Data. 267.

<https://scholarworks.wmich.edu/michigan-covid-data-state-cumulative/267>

This Website is brought to you for free and open access
by the Michigan COVID-19 State Data at ScholarWorks at
WMU. It has been accepted for inclusion in Cumulative
Michigan COVID-19 Data by an authorized administrator
of ScholarWorks at WMU. For more information, please
contact wmu-scholarworks@wmich.edu.



Coronavirus

MI SAFE START

CONTAIN COVID

RESOURCES

PRESS RELEASES

DONATE

VIDEO UPDATES

CORONAVIRUS / MICHIGAN DATA

Michigan Data

DATA ABOUT PLACES

LONG TERM CARE FACILITIES

CORONAVIRUS SYMPTOMS

CUMULATIVE RECOVERED

OUTBREAK REPORTING

SCHOOL-RELATED OUTBREAK REPORTING

WASTEWATER SURVEILLANCE

TESTING TURNAROUND TIME

Current COVID-19 Statewide Data and Modeling Updates

Information on testing, disease trends, outbreaks, hospitalizations, deaths and the virus trajectory.

- December 1, 2020 slide deck.
- November 24, 2020 slide deck.
- November 18, 2020 slide deck. View a live presentation of the Nov. 18 data.

The State of Michigan is working around the clock to test and treat COVID-19 patients. Below is the most recent data healthcare experts across the state have compiled. It is updated Monday - Saturday.

CURRENT STATUS

DAILY CASES

CUMULATIVE TRENDS

DEMOGRAPHICS

TOTAL TESTING

DIAGNOSTIC TESTING

LEARN MORE

View Cases

View Deaths

View Table

Select Preparedness Region:

All

Select County:

All

This report is provisional and subject to change. City of Detroit and Wayne County are reported separately. MDHHS began tracking probable cases April 5, 2020. FCI indicates federal correctional institute. MDOC indicates Michigan Department of Corrections. Diagnostic tests, including nucleic acid amplification/real-time polymerase chain reaction (NAAT/RT-PCR) and rapid virus antigen detection point of care (POC) tests, look for current infection. Serology (antibody) tests are used to look for the possibility of previous infection.

Source: Michigan Disease Surveillance System (MDSS) and Vital Records.

COVID-19 Cases by County

Confirmed cases include individuals with a positive diagnostic test for COVID-19. Probable cases include individuals with COVID-19 symptoms and an epidemiologic link to confirmed COVID-19, but no diagnostic test.

Cases by County

41-304

305-1295

1296-6201

6202-48401

48402+

Michigan

Wednesday, December 2, 2020

Michigan (Statewide) Case Fatality Rate

2.5%

Current Totals

Case Status	Cases	Deaths
Confirmed	373,197	9,405
Probable	29,689	437
Total	402,886	9,842

Laboratory Testing

Test Type	Tests Performed
Diagnostic	6,831,058
Serology	370,666
Total	7,201,724

Microsoft Power BI

< 1 of 7 >

https://www.michigan.gov/coronavirus/0,9753,7-406-98163_98173---,00.html

1/2

Cases by Hispanic/Latino Ethnicity

Hispanic/Latino Ethnicity	Percentage of Overall Cases by Ethnicity	Percentage of Deceased Cases by Ethnicity
Hispanic/Latino	5.65%	2.69%
Non-Hispanic Latino	66.92%	84.49%
Unknown	27.43%	12.82%

Totals may not add to 100% due to rounding

Cases by Arab Ethnicity

Arab Ethnicity	Percentage of Overall Cases by Ethnicity	Percentage of Deceased Cases by Ethnicity
Arab	2.71%	1.87%
Non-Arab	47.22%	51.39%
Unknown	50.07%	46.74%

Totals may not add to 100% due to rounding



PUBLIC USE DATASETS 12/02/2020

(Downloadable .xlsx files)

Cases and Deaths by County

Cases and Deaths by County by Date of Onset of Symptoms and Date of Death

Cases by Demographics Statewide

COVID-19 Tests by County

Diagnostic Tests by Result and County

MICHIGAN.GOV HOME
ADA
MICHIGAN NEWS
POLICIES

COPYRIGHT 2020 STATE OF MICHIGAN

Cumulative Total of Recovered COVID-19 Cases

Cumulative Total of Recovered COVID-19 Cases (as of 11/25/2020): 165,269

Note on recovery: Due to the holiday, recovered statistics were calculated on November 25th. During this response, MDHHS is reviewing vital records statistics to identify any laboratory confirmed COVID-19 cases who are 30 days out from their onset of illness to represent recovery status. As the pandemic continues to impact Michigan, this pool will expand to include more cases. Recovered is defined as the number of persons with a confirmed COVID-19 diagnosis who are alive 30 days post-onset (or referral date if onset is not available). The number of persons recovered on November 25, 2020 represents COVID-19 confirmed individuals with an onset date on or prior to October 26, 2020. If an individual dies from a COVID-related cause >30 days from onset/referral, they are removed from the number of persons recovered. These numbers will be updated every Saturday.

Source: Michigan Disease Surveillance System and Vital Records

[View Cases](#)[View Deaths](#)[View Table](#)

Select Preparedness Region:

All



Select County:

All



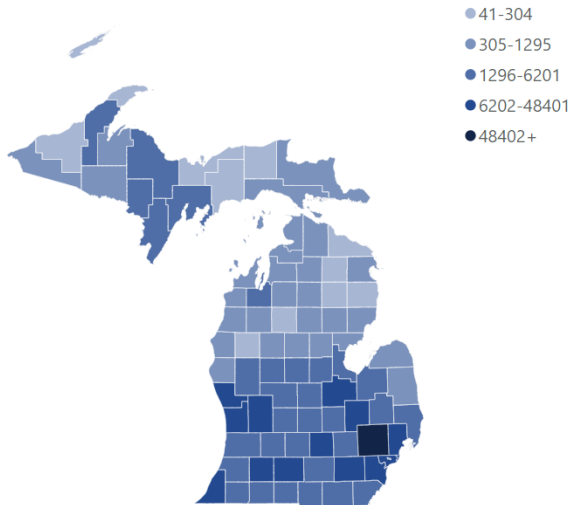
This report is provisional and subject to change. City of Detroit and Wayne County are reported separately. MDHHS began tracking probable cases April 5, 2020. FCI indicates federal correctional institute. MDOC indicates Michigan Department of Corrections. Diagnostic tests, including nucleic acid amplification/real-time polymerase chain reaction (NAAT/RT-PCR) and rapid virus antigen detection point of care (POC) tests, look for current infection. Serology (antibody) tests are used to look for the possibility of previous infection.

Source: Michigan Disease Surveillance System (MDSS) and Vital Records.

COVID-19 Cases by County

Confirmed cases include individuals with a positive diagnostic test for COVID-19. Probable cases include individuals with COVID-19 symptoms and an epidemiologic link to confirmed COVID-19, but no diagnostic test.

Cases by County



Michigan

Wednesday, December 2, 2020

Michigan (Statewide) Case Fatality Rate

2.5%

Current Totals

Case Status	Cases	Deaths
Confirmed	373,197	9,405
Probable	29,689	437
Total	402,886	9,842

Laboratory Testing

Test Type	Tests Performed
Diagnostic	6,831,058
Serology	370,666
Total	7,201,724

[View Cases](#)[View Deaths](#)[View Table](#)

Select Preparedness Region:

All

Select County:

All

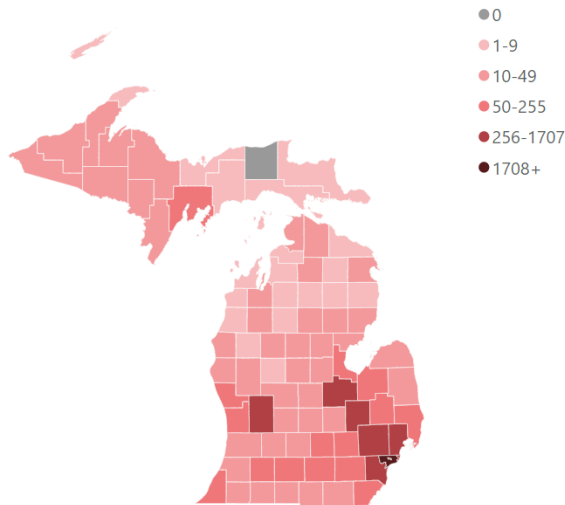
This report is provisional and subject to change. City of Detroit and Wayne County are reported separately. MDHHS began tracking probable cases April 5, 2020. FCI indicates federal correctional institute. MDOC indicates Michigan Department of Corrections. Diagnostic tests, including nucleic acid amplification/real-time polymerase chain reaction (NAAT/RT-PCR) and rapid virus antigen detection point of care (POC) tests, look for current infection. Serology (antibody) tests are used to look for the possibility of previous infection.

Source: Michigan Disease Surveillance System (MDSS) and Vital Records.

COVID-19 Deaths by County

Confirmed deaths include individuals who had a confirmed COVID-19 infection and are classified as deceased by the case investigation, have COVID-19 indicated as a cause of death on their death certificate, or who die within 30 days of infection and their manner of death is listed as natural. Probable deaths include individuals who have COVID indicated on their death certificate, but have not had a positive diagnostic test.

Deaths by County



Michigan

Wednesday, December 2, 2020

Michigan (Statewide) Case Fatality Rate

2.5%

Current Totals

Case Status	Cases	Deaths
Confirmed	373,197	9,405
Probable	29,689	437
Total	402,886	9,842

Laboratory Testing

Test Type	Tests Performed
Diagnostic	6,831,058
Serology	370,666
Total	7,201,724

Confirmed Cases

Deaths

View Table

Select Preparedness Region:

All



Select County:

All



Cases are shown by onset date or by lab specimen collection date if onset date was unavailable. Deaths are shown by date of death or date of last status update if date of death was unavailable. Tracking of probable cases and deaths did not begin until April 5, 2020, therefore only probable cases referred for investigation on or after April 5, 2020 are displayed (onset may have been prior).

Notes: FCI indicates federal correctional institute. MDOC indicates Michigan Department of Corrections.

Daily Cases by Status

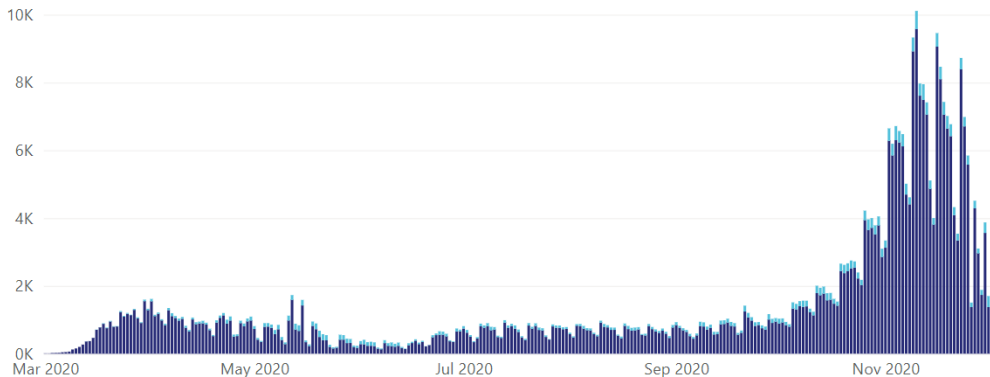
The number of daily confirmed cases represent the total number of people who had a positive diagnostic test for COVID-19 by the date of the onset of their symptoms.

Filter by Date:

3/1/2020

12/2/2020

Cases by Date of Onset

Case Status ● Confirmed ● Probable

Confirmed Cases

Deaths

View Table

Select Preparedness Region:

All



Select County:

All



Cases are shown by onset date or by lab specimen collection date if onset date was unavailable. Deaths are shown by date of death or date of last status update if date of death was unavailable. Tracking of probable cases and deaths did not begin until April 5, 2020, therefore only probable cases referred for investigation on or after April 5, 2020 are displayed (onset may have been prior).

Notes: FCI indicates federal correctional institute. MDOC indicates Michigan Department of Corrections.

Daily Deaths by Status

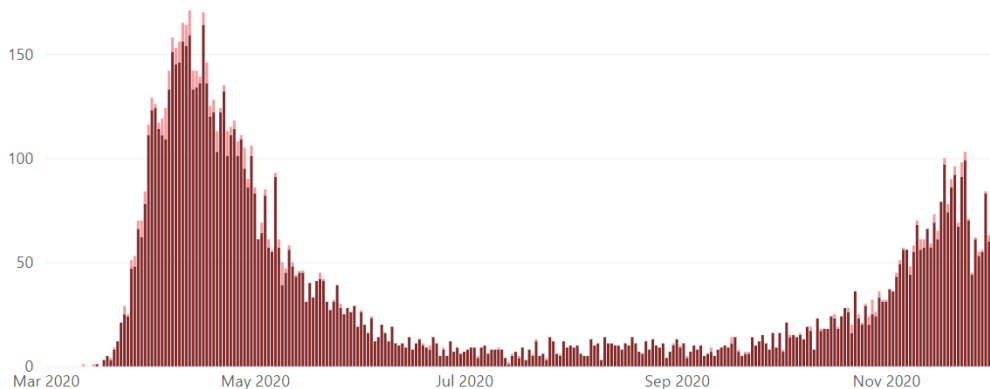
Confirmed deaths include individuals who had a confirmed COVID-19 infection and are classified as deceased by the case investigation, have COVID-19 indicated as a cause of death on their death certificate, or who die within 30 days of infection and their manner of death is listed as natural. Data are shown by the date of death.

Filter by Date:

3/1/2020

12/2/2020

Deaths by Date of Death

Case Status ● Confirmed ● Probable

View Table

View Chart

Select Preparedness Region:

All

Select County:

All

Cases are shown by onset date or by lab specimen collection date if onset date was unavailable. Deaths are shown by date of death or date of last status update if date of death was unavailable. Tracking of probable cases and deaths did not begin until April 5, 2020, therefore these data are not displayed by date.

Notes: FCI indicates federal correctional institute. MDOC indicates Michigan Department of Corrections.

Cumulative Confirmed Cases and Deaths among Confirmed Cases

Cumulative cases represent the total number of people who had a positive diagnostic test for COVID-19. Cases are shown by the date of onset of symptoms. Cumulative Deaths represent the total number of people who had a confirmed COVID-19 infection and are classified as deceased by the case investigation, have COVID-19 indicated as a cause of death on their death certificate, or who die within 30 days of infection and their manner of death is listed as natural. Deaths are shown by date of death.

Filter By Date:

3/1/2020

12/2/2020

Cumulative Confirmed Cases and Deaths among Confirmed Cases by Date

● Confirmed Cases ● Deaths

0.4M

0.3M

0.2M

0.1M

0.0M

Mar 2020

May 2020

Jul 2020

Sep 2020

Nov 2020

Cases by Demographic Characteristics

Data are suppressed when the number of cases is five or below to protect the confidentiality of individuals. The sum of the cases for individual categories may be fewer than the total number of cases due to data suppression. Rates are not calculated for multiple races, other, and unknown race categories due to the unavailability of an appropriate denominator.

Cases

Deaths

Select case status:

- ☒ Confirmed
☐ Probable

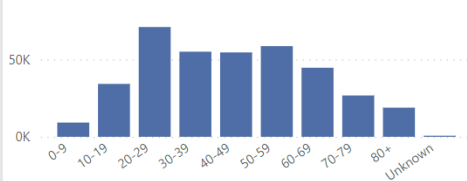
Select Preparedness Region:

All

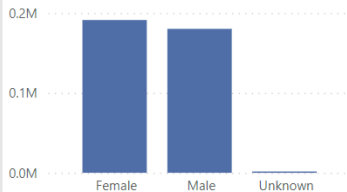
Select county:

All

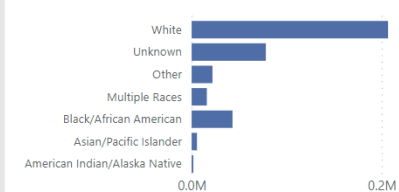
Cases by Age Group



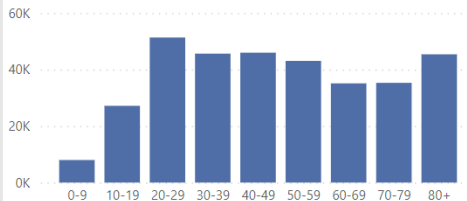
Cases by Sex



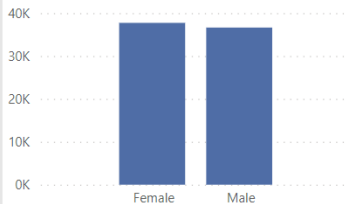
Cases by Race



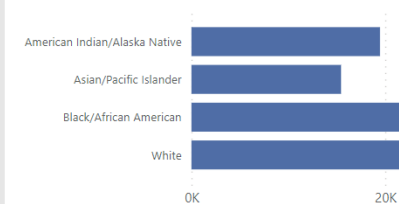
Cases per Million by Age Group



Cases per Million by Sex



Cases per Million by Race



Cases by Demographic Characteristics

Data are suppressed when the number of cases is five or below to protect the confidentiality of individuals. The sum of the cases for individual categories may be fewer than the total number of cases due to data suppression. Rates are not calculated for multiple races, other, and unknown race categories due to the unavailability of an appropriate denominator.

Cases

Deaths

Select case status:

- ☐ Confirmed
☒ Probable

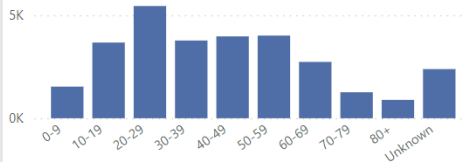
Select Preparedness Region:

All

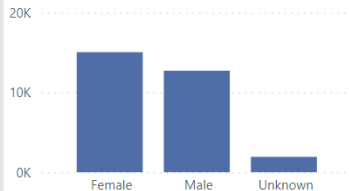
Select county:

All

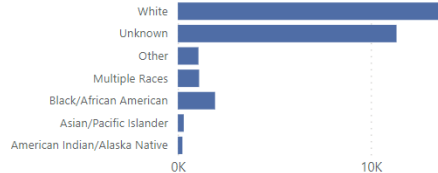
Cases by Age Group



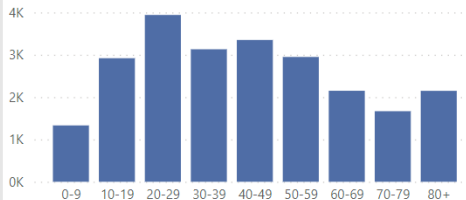
Cases by Sex



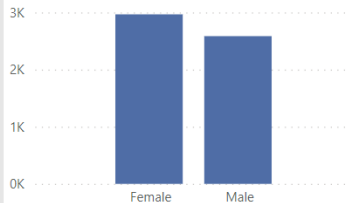
Cases by Race



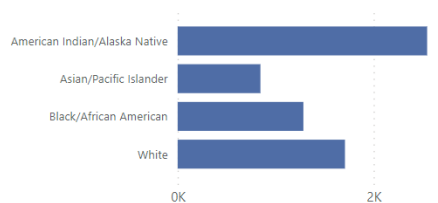
Cases per Million by Age Group



Cases per Million by Sex



Cases per Million by Race



Deaths by Demographic Characteristics

Data are suppressed when the number of deaths is five or below to protect the confidentiality of individuals. The sum of the deaths for individual categories may be fewer than the total number of deaths due to data suppression. Rates are not calculated for multiple races, other, and unknown race categories due to the unavailability of an appropriate denominator.

Cases

Deaths

Select case status:

- ☒ Confirmed
☐ Probable

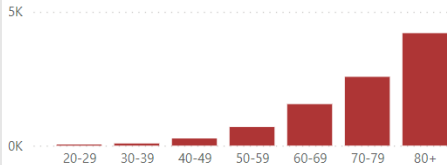
Select Preparedness Region:

All

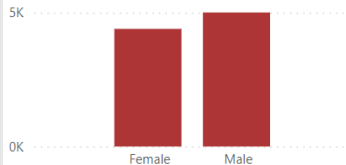
Select county:

All

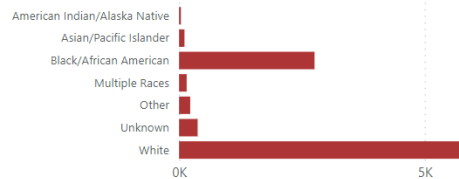
Deaths by Age Group



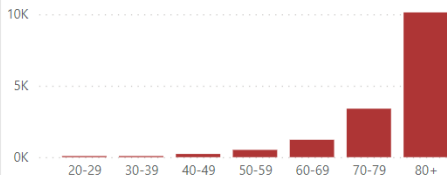
Deaths by Sex



Deaths by Race



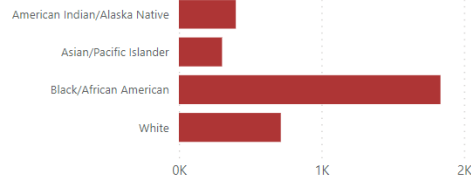
Deaths per Million by Age Group



Deaths per Million by Sex



Deaths per Million by Race



Deaths by Demographic Characteristics

Data are suppressed when the number of deaths is five or below to protect the confidentiality of individuals. The sum of the deaths for individual categories may be fewer than the total number of deaths due to data suppression. Rates are not calculated for multiple races, other, and unknown race categories due to the unavailability of an appropriate denominator.

Cases

Deaths

Select case status:

☐ Confirmed☒ Probable

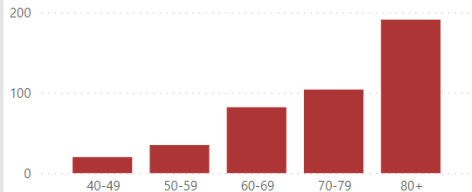
Select Preparedness Region:

All

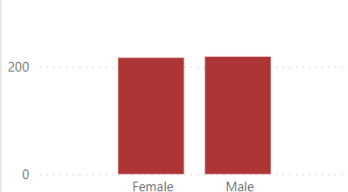
Select county:

All

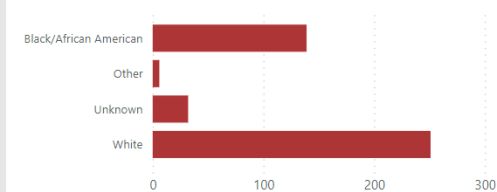
Deaths by Age Group



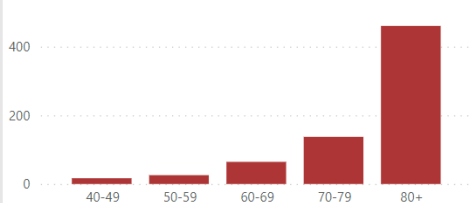
Deaths by Sex



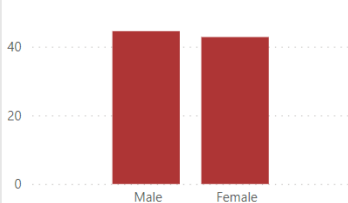
Deaths by Race



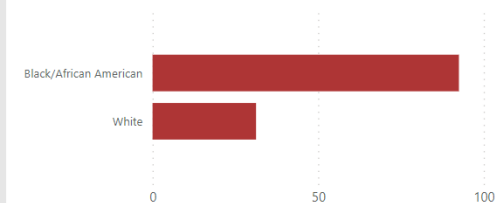
Deaths per Million by Age Group



Deaths per Million by Sex



Deaths per Million by Race



View Table

View Charts

Select Preparedness Region:

All

Select County:

All

Diagnostic tests are used to find current infection and look for genes or proteins from the severe acute respiratory syndrome coronavirus 2 (SARS-CoV-2), the virus that causes COVID-19. These tests, which are performed as nasal swabs, include: Nucleic acid amplification test/real-time polymerase chain reaction (NAAT/RT-PCR) test and rapid virus antigen detection point of care (POC) tests.

Serology tests are used to look for the possibility of previous infection. Serology tests look for antibodies to SARS-CoV-2 in the blood. There are currently two types of serology tests: the enzyme-linked immunosorbent assay (ELISA) test and the rapid antibody detection POC test. Serology tests do not diagnose disease and do not guarantee immunity, but might provide information about previous infection.

Total Covid-19 Laboratory Tests

Total testing includes both diagnostic tests which are used to determine if an individual currently has COVID-19 and serology testing which is used to determine if a person has antibodies to Covid-19.

Filter by Date:

3/10/2020

12/1/2020

Total Laboratory Tests by Type and Date

Test Type ● Diagnostic ● Serology

100K

50K

0K

May 2020

Jul 2020

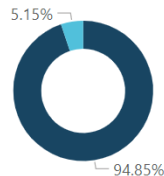
Sep 2020

Nov 2020

Total Tests Completed to Date

Test Type	Count	Tests per Million Residents
Diagnostic	6,831,058	683,712
Serology	370,666	37,100
Total	7,201,724	720,812

Percent of Tests Completed by Type



Test Type

● Diagnostic

● Serology

View Table

View Charts

Select Preparedness Region

All



Select County

All



Diagnostic tests are used to find current infection and look for genes or proteins from the severe acute respiratory syndrome coronavirus 2 (SARS-CoV-2), the virus that causes COVID-19. These tests, which are performed as nasal swabs, include: Nucleic acid amplification test/real-time polymerase chain reaction (NAAT/RT-PCR) test and rapid virus antigen detection point of care (POC) tests. Diagnostic tests do not include serology tests which look for antibodies to SARS-Cov-2 in the blood.

Diagnostic Covid-19 Laboratory Tests

Diagnostic tests are used to determine if an individual is currently infected with Covid-19.

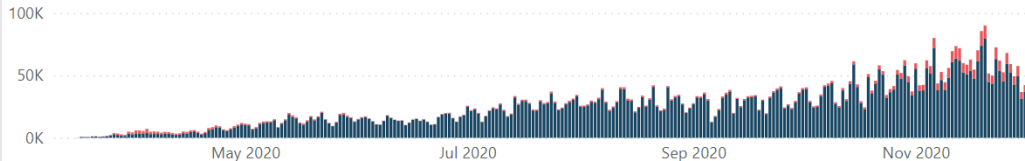
Filter by Date

3/10/2020

12/1/2020

Total Laboratory Tests by Type and Date

Test Type ● Negative ● Positive



Percent of Diagnostic Tests That Were Positive



Where does the data come from?

The State of Michigan COVID-19 Dashboard displays the most recent provisional data reported to the Michigan Department of Health and Humans Services (MDHHS) about cases in Michigan by selected demographics and county of residence (City of Detroit and Wayne County are reported separately). Data are reported to MDHHS via the [Michigan Disease Surveillance System \(MDSS\)](#). Provisional Death data are provided by the MDHHS Division for [Vital Records & Health Statistics](#).

How does MDHHS classify confirmed and probable cases?

Confirmed cases only include individuals who have had a positive diagnostic laboratory test for COVID-19. Probable cases include individuals who have symptoms consistent with COVID-19 and an epidemiologic link to a confirmed case or a positive serology (antibody) test, but do not have a positive diagnostic laboratory test for COVID-19 and individuals with a positive serology (antibody) test for COVID-19 and an epidemiologic link to a confirmed case.

How does MDHHS classify confirmed and probable deaths?

Confirmed deaths include individuals who meet one or more of the following conditions: 1) Have been identified as a confirmed case and classified as deceased as a result of a case investigation in the Michigan Disease Surveillance System (MDSS). MDSS is the database used by state and local health department to monitor reportable diseases like COVID-19; 2) have been identified as a confirmed case in MDSS had have a death certificate with COVID-19 listed as a cause of death; 3) have been identified as a confirmed case in MDSS and die within 30 days of onset of COVID-19 infection and have a death certificate which classifies their manner death as 'natural'. Probable deaths include individuals who have COVID indicated as a cause of death on their death certificate but have not had a positive diagnostic laboratory test.

Why do the number of probable cases fluctuate?

The number of probable cases can change daily based on the investigation efforts of the health department. When a probable case is first reported, local and/or state health department staff investigate to determine if the person meets the case definition of probable. As additional information is gathered, the case could be re-classified to confirmed, remain as probable, or be determined as not a case.

Why do data in the demographics tab not sum to the total number of cases for a county or region?

Data are not shown whenever the number of cases for a particular demographic category is fewer than six to protect the confidentiality of individuals. Rates are not calculated for other, multiple, and unknown race because an appropriate population denominator is not available for these categories at the county level.

Where can I get more information about COVID-19?

Visit <https://www.michigan.gov/coronavirus> to find information on resources and assistance, answers to frequently asked questions, and the latest updates on Michigan's response to COVID-19. For COVID-19 updates from CDC visit <https://www.cdc.gov/coronavirus/2019-ncov>.

PUBLIC USE DATASETS

Cases and Deaths by County

README

Includes total cases and deaths to date by case status (confirmed or probable) and county.

County is based on the county of residence.

Confirmed cases only include individuals who have had a positive diagnostic laboratory test for COVID-19.

Probable cases include individuals who have symptoms consistent with COVID-19 and an epidemiologic link to a confirmed case or a positive serology (antibody) test, but do not have a positive diagnostic laboratory test for COVID-19 and individuals with a positive serology (antibody) test for COVID-19 and an epidemiologic link to a confirmed case.

Confirmed deaths include individuals who meet one or more of the following conditions: 1) Have been identified as a confirmed case and classified as deceased as a result of a case investigation in the Michigan Disease Surveillance System (MDSS). MDSS is the database used by state and local health department to monitor reportable diseases like COVID-19; 2) have been identified as a confirmed case in MDSS had have a death certificate with COVID-19 listed as a cause of death; 3) have been identified as a confirmed case in MDSS and die within 30 days of onset of COVID-19 infection and have a death certificate which classifies their manner death as 'natural'.

Probable deaths include individuals who have COVID indicated as a cause of death on their death certificate but have not had a positive diagnostic laboratory test.

The number of probable cases can change daily based on information obtained through the health department investigation. Probable cases can be re-classified as a confirmed case or determined to not be a case.

CASES AND DEATHS BY COUNTY 2020-12-02

Updated	COUNTY	ConfirmedCases	ConfirmedDeaths	ProbableCases	ProbableDeaths
2020/12/02 15:03:03	Alcona	187	5	17	0
2020/12/02 15:03:03	Alger	159	1	79	1
2020/12/02 15:03:03	Allegan	3861	30	353	4
2020/12/02 15:03:03	Alpena	650	17	82	0
2020/12/02 15:03:03	Antrim	432	6	33	0
2020/12/02 15:03:03	Arenac	423	16	41	0
2020/12/02 15:03:03	Baraga	419	23	81	0
2020/12/02 15:03:03	Barry	2152	14	140	0
2020/12/02 15:03:03	Bay	4486	107	157	0
2020/12/02 15:03:03	Benzie	397	8	52	0
2020/12/02 15:03:03	Berrien	6592	113	432	4
2020/12/02 15:03:03	Branch	2168	35	214	2
2020/12/02 15:03:03	Calhoun	5543	122	659	5
2020/12/02 15:03:03	Cass	2137	30	181	0
2020/12/02 15:03:03	Charlevoix	564	7	70	0
2020/12/02 15:03:03	Cheboygan	468	20	57	0
2020/12/02 15:03:03	Chippewa	369	6	516	0
2020/12/02 15:03:03	Clare	728	26	81	0
2020/12/02 15:03:03	Clinton	2736	24	203	0
2020/12/02 15:03:03	Crawford	348	5	22	0
2020/12/02 15:03:03	Delta	2256	51	298	11
2020/12/02 15:03:03	Dickinson	1709	39	98	6
2020/12/02 15:03:03	Eaton	3161	45	181	0
2020/12/02 15:03:03	Emmet	917	28	88	0
2020/12/02 15:03:03	Genesee	13750	414	1897	29
2020/12/02 15:03:03	Gladwin	753	11	116	1
2020/12/02 15:03:03	Gogebic	597	11	217	12
2020/12/02 15:03:03	Grand Traverse	1811	20	186	0
2020/12/02 15:03:03	Gratiot	1653	31	122	0
2020/12/02 15:03:03	Hillsdale	1657	36	105	2
2020/12/02 15:03:03	Houghton	1289	11	295	2
2020/12/02 15:03:03	Huron	744	15	129	0
2020/12/02 15:03:03	Ingham	9313	119	182	0
2020/12/02 15:03:03	Ionia	2515	20	42	0
2020/12/02 15:03:03	Iosco	737	24	87	1
2020/12/02 15:03:03	Iron	701	29	38	4
2020/12/02 15:03:03	Isabella	2350	23	247	0
2020/12/02 15:03:03	Jackson	5433	100	82	2
2020/12/02 15:03:03	Kalamazoo	8568	164	1295	6
2020/12/02 15:03:03	Kalkaska	352	7	26	0
2020/12/02 15:03:03	Kent	32870	352	1668	8
2020/12/02 15:03:03	Keweenaw	57	1	14	1
2020/12/02 15:03:03	Lake	207	5	5	0
2020/12/02 15:03:03	Lapeer	2439	58	296	1
2020/12/02 15:03:03	Leelanau	355	3	36	0
2020/12/02 15:03:03	Lenawee	2675	25	102	0
2020/12/02 15:03:03	Livingston	5444	49	487	1

2020/12/02 15:03:03	Luce	118	0	53	0
2020/12/02 15:03:03	Mackinac	220	1	85	0
2020/12/02 15:03:03	Macomb	37600	1238	1644	57
2020/12/02 15:03:03	Manistee	380	6	18	1
2020/12/02 15:03:03	Marquette	2650	30	324	1
2020/12/02 15:03:03	Mason	592	12	45	0
2020/12/02 15:03:03	Mecosta	1243	8	53	0
2020/12/02 15:03:03	Menominee	1241	18	139	0
2020/12/02 15:03:03	Midland	2705	26	431	2
2020/12/02 15:03:03	Missaukee	282	5	22	0
2020/12/02 15:03:03	Monroe	5137	85	488	2
2020/12/02 15:03:03	Montcalm	2005	26	141	0
2020/12/02 15:03:03	Montmorency	182	2	15	0
2020/12/02 15:03:03	Muskegon	7530	185	152	1
2020/12/02 15:03:03	Newaygo	1676	17	42	1
2020/12/02 15:03:03	Oakland	42689	1316	5713	59
2020/12/02 15:03:03	Oceana	1199	23	47	0
2020/12/02 15:03:03	Ogemaw	514	16	53	0
2020/12/02 15:03:03	Ontonagon	256	13	27	1
2020/12/02 15:03:03	Osceola	527	10	53	0
2020/12/02 15:03:03	Oscoda	171	9	29	0
2020/12/02 15:03:03	Otsego	699	18	87	1
2020/12/02 15:03:03	Ottawa	13712	148	665	17
2020/12/02 15:03:03	Presque Isle	270	3	25	1
2020/12/02 15:03:03	Roscommon	606	17	87	0
2020/12/02 15:03:03	Saginaw	8508	250	389	6
2020/12/02 15:03:03	Sanilac	888	15	20	1
2020/12/02 15:03:03	Schoolcraft	164	1	11	1
2020/12/02 15:03:03	Shiawassee	2064	44	58	1
2020/12/02 15:03:03	St Clair	4279	100	585	2
2020/12/02 15:03:03	St Joseph	2438	34	254	1
2020/12/02 15:03:03	Tuscola	1676	58	147	0
2020/12/02 15:03:03	Van Buren	2852	45	155	2
2020/12/02 15:03:03	Washtenaw	9537	133	974	1
2020/12/02 15:03:03	Wayne	41689	1476	2984	58
2020/12/02 15:03:03	Wexford	672	16	31	0
2020/12/02 15:03:03	MDOC	12970	92	246	0
2020/12/02 15:03:03	FCI	195	5	5	0
2020/12/02 15:03:03	Out-of-State	1057	6	33	1
2020/12/02 15:03:03	Unknown	29	0	12	0
2020/12/02 15:03:03	Detroit City	20843	1592	1538	116

PUBLIC USE DATASETS

Cases by Demographics Statewide

README

Includes the total number of confirmed and probable cases and confirmed and probable deaths to date by demographic characteristics

Confirmed cases only include individuals who have had a positive diagnostic laboratory test for COVID-19.

Probable cases include individuals who have symptoms consistent with COVID-19 and an epidemiologic link to a confirmed case or a positive serology (antibody) test, but do not have a positive diagnostic laboratory test for COVID-19 and individuals with a positive serology (antibody) test for COVID-19 and an epidemiologic link to a confirmed case.

Confirmed deaths include individuals who meet one or more of the following conditions: 1) Have been identified as a confirmed case and classified as deceased as a result of a case investigation in the Michigan Disease Surveillance System (MDSS). MDSS is the database used by state and local health department to monitor reportable diseases like COVID-19; 2) have been identified as a confirmed case in MDSS had have a death certificate with COVID-19 listed as a cause of death; 3) have been identified as a confirmed case in MDSS and die within 30 days of onset of COVID-19 infection and have a death certificate which classifies their manner death as 'natural'.

Probable deaths include individuals who have COVID indicated as a cause of death on their death certificate but have not had a positive diagnostic laboratory test.

The number of probable cases can change daily based on information obtained through the health department investigation. Probable cases can be re-classified as a confirmed case or determined to not be a case.

Data is suppressed when the number of cases or deaths in a single category is between one and five to protect the confidentiality of individuals.

CASES BY DEMOGRAPHICS STATEWIDE 2020-12-02

CASE_STATUS	AgeCat	RaceCat	SEX	Cases	Deaths
Confirmed	0-9	American Indian/Alaska Native	Female	36	0
Confirmed	10-19	American Indian/Alaska Native	Female	116	0
Confirmed	20-29	American Indian/Alaska Native	Female	209	0
Confirmed	30-39	American Indian/Alaska Native	Female	163	Suppressed
Confirmed	40-49	American Indian/Alaska Native	Female	138	0
Confirmed	50-59	American Indian/Alaska Native	Female	145	0
Confirmed	60-69	American Indian/Alaska Native	Female	90	Suppressed
Confirmed	70-79	American Indian/Alaska Native	Female	57	6
Confirmed	80+	American Indian/Alaska Native	Female	19	Suppressed
Confirmed	Unknown	American Indian/Alaska Native	Female	0	0
Confirmed	0-9	Asian/Pacific Islander	Female	80	0
Confirmed	10-19	Asian/Pacific Islander	Female	280	0
Confirmed	20-29	Asian/Pacific Islander	Female	599	0
Confirmed	30-39	Asian/Pacific Islander	Female	533	0
Confirmed	40-49	Asian/Pacific Islander	Female	486	0
Confirmed	50-59	Asian/Pacific Islander	Female	427	Suppressed
Confirmed	60-69	Asian/Pacific Islander	Female	231	Suppressed
Confirmed	70-79	Asian/Pacific Islander	Female	114	12
Confirmed	80+	Asian/Pacific Islander	Female	92	28
Confirmed	Unknown	Asian/Pacific Islander	Female	0	0
Confirmed	0-9	Black/African American	Female	397	Suppressed
Confirmed	10-19	Black/African American	Female	1178	Suppressed
Confirmed	20-29	Black/African American	Female	3840	7
Confirmed	30-39	Black/African American	Female	3554	10
Confirmed	40-49	Black/African American	Female	3279	57
Confirmed	50-59	Black/African American	Female	3094	122
Confirmed	60-69	Black/African American	Female	2735	250
Confirmed	70-79	Black/African American	Female	1713	347
Confirmed	80+	Black/African American	Female	1273	467
Confirmed	Unknown	Black/African American	Female	8	0
Confirmed	0-9	Multiple Races	Female	238	0
Confirmed	10-19	Multiple Races	Female	952	Suppressed
Confirmed	20-29	Multiple Races	Female	1678	0
Confirmed	30-39	Multiple Races	Female	1217	0
Confirmed	40-49	Multiple Races	Female	1295	Suppressed
Confirmed	50-59	Multiple Races	Female	1368	Suppressed
Confirmed	60-69	Multiple Races	Female	995	6
Confirmed	70-79	Multiple Races	Female	531	20
Confirmed	80+	Multiple Races	Female	369	36
Confirmed	Unknown	Multiple Races	Female	7	0
Confirmed	0-9	Other	Female	447	0
Confirmed	10-19	Other	Female	1280	0
Confirmed	20-29	Other	Female	2432	0
Confirmed	30-39	Other	Female	1821	Suppressed
Confirmed	40-49	Other	Female	1740	Suppressed
Confirmed	50-59	Other	Female	1324	8
Confirmed	60-69	Other	Female	815	18

Confirmed	70-79	Other	Female	454	25
Confirmed	80+	Other	Female	332	41
Confirmed	Unknown	Other	Female	Suppressed	0
Confirmed	0-9	Unknown	Female	798	0
Confirmed	10-19	Unknown	Female	3266	0
Confirmed	20-29	Unknown	Female	7690	Suppressed
Confirmed	30-39	Unknown	Female	6048	0
Confirmed	40-49	Unknown	Female	6398	6
Confirmed	50-59	Unknown	Female	6751	10
Confirmed	60-69	Unknown	Female	4273	28
Confirmed	70-79	Unknown	Female	2023	38
Confirmed	80+	Unknown	Female	1694	97
Confirmed	Unknown	Unknown	Female	90	0
Confirmed	0-9	White	Female	2403	0
Confirmed	10-19	White	Female	10713	0
Confirmed	20-29	White	Female	20803	6
Confirmed	30-39	White	Female	14459	14
Confirmed	40-49	White	Female	14610	29
Confirmed	50-59	White	Female	16178	101
Confirmed	60-69	White	Female	12764	291
Confirmed	70-79	White	Female	8459	615
Confirmed	80+	White	Female	7651	1669
Confirmed	Unknown	White	Female	58	0
Confirmed	0-9	American Indian/Alaska Native	Male	32	0
Confirmed	10-19	American Indian/Alaska Native	Male	87	0
Confirmed	20-29	American Indian/Alaska Native	Male	152	0
Confirmed	30-39	American Indian/Alaska Native	Male	130	0
Confirmed	40-49	American Indian/Alaska Native	Male	136	0
Confirmed	50-59	American Indian/Alaska Native	Male	126	Suppressed
Confirmed	60-69	American Indian/Alaska Native	Male	97	11
Confirmed	70-79	American Indian/Alaska Native	Male	48	10
Confirmed	80+	American Indian/Alaska Native	Male	18	Suppressed
Confirmed	Unknown	American Indian/Alaska Native	Male	0	0
Confirmed	0-9	Asian/Pacific Islander	Male	104	0
Confirmed	10-19	Asian/Pacific Islander	Male	242	0
Confirmed	20-29	Asian/Pacific Islander	Male	671	0
Confirmed	30-39	Asian/Pacific Islander	Male	516	0
Confirmed	40-49	Asian/Pacific Islander	Male	425	Suppressed
Confirmed	50-59	Asian/Pacific Islander	Male	390	Suppressed
Confirmed	60-69	Asian/Pacific Islander	Male	245	16
Confirmed	70-79	Asian/Pacific Islander	Male	109	22
Confirmed	80+	Asian/Pacific Islander	Male	59	19
Confirmed	Unknown	Asian/Pacific Islander	Male	0	0
Confirmed	0-9	Black/African American	Male	432	0
Confirmed	10-19	Black/African American	Male	1115	Suppressed
Confirmed	20-29	Black/African American	Male	3654	11
Confirmed	30-39	Black/African American	Male	3837	29
Confirmed	40-49	Black/African American	Male	3685	82
Confirmed	50-59	Black/African American	Male	3681	214
Confirmed	60-69	Black/African American	Male	3035	374

Confirmed	70-79	Black/African American	Male	1682	455
Confirmed	80+	Black/African American	Male	772	328
Confirmed	Unknown	Black/African American	Male	Suppressed	0
Confirmed	0-9	Multiple Races	Male	295	Suppressed
Confirmed	10-19	Multiple Races	Male	932	0
Confirmed	20-29	Multiple Races	Male	1362	0
Confirmed	30-39	Multiple Races	Male	966	0
Confirmed	40-49	Multiple Races	Male	1027	Suppressed
Confirmed	50-59	Multiple Races	Male	1096	8
Confirmed	60-69	Multiple Races	Male	892	24
Confirmed	70-79	Multiple Races	Male	490	19
Confirmed	80+	Multiple Races	Male	213	30
Confirmed	Unknown	Multiple Races	Male	Suppressed	0
Confirmed	0-9	Other	Male	482	0
Confirmed	10-19	Other	Male	1285	0
Confirmed	20-29	Other	Male	2565	Suppressed
Confirmed	30-39	Other	Male	1960	Suppressed
Confirmed	40-49	Other	Male	1827	10
Confirmed	50-59	Other	Male	1537	11
Confirmed	60-69	Other	Male	897	43
Confirmed	70-79	Other	Male	457	37
Confirmed	80+	Other	Male	194	23
Confirmed	Unknown	Other	Male	Suppressed	0
Confirmed	0-9	Unknown	Male	830	0
Confirmed	10-19	Unknown	Male	3127	0
Confirmed	20-29	Unknown	Male	7822	0
Confirmed	30-39	Unknown	Male	6422	Suppressed
Confirmed	40-49	Unknown	Male	5949	12
Confirmed	50-59	Unknown	Male	6636	19
Confirmed	60-69	Unknown	Male	4228	33
Confirmed	70-79	Unknown	Male	1882	59
Confirmed	80+	Unknown	Male	934	71
Confirmed	Unknown	Unknown	Male	95	0
Confirmed	0-9	White	Male	2590	0
Confirmed	10-19	White	Male	9420	0
Confirmed	20-29	White	Male	17158	8
Confirmed	30-39	White	Male	13192	17
Confirmed	40-49	White	Male	13308	59
Confirmed	50-59	White	Male	15640	191
Confirmed	60-69	White	Male	13215	450
Confirmed	70-79	White	Male	8651	905
Confirmed	80+	White	Male	5142	1385
Confirmed	Unknown	White	Male	43	0
Confirmed	0-9	American Indian/Alaska Native	Unknown	0	0
Confirmed	10-19	American Indian/Alaska Native	Unknown	Suppressed	0
Confirmed	20-29	American Indian/Alaska Native	Unknown	0	0
Confirmed	30-39	American Indian/Alaska Native	Unknown	Suppressed	0
Confirmed	40-49	American Indian/Alaska Native	Unknown	0	0
Confirmed	50-59	American Indian/Alaska Native	Unknown	Suppressed	0
Confirmed	60-69	American Indian/Alaska Native	Unknown	0	0

Confirmed	70-79	American Indian/Alaska Native	Unknown	0	0
Confirmed	80+	American Indian/Alaska Native	Unknown	0	0
Confirmed	Unknown	American Indian/Alaska Native	Unknown	0	0
Confirmed	0-9	Asian/Pacific Islander	Unknown	0	0
Confirmed	10-19	Asian/Pacific Islander	Unknown	Suppressed	0
Confirmed	20-29	Asian/Pacific Islander	Unknown	Suppressed	0
Confirmed	30-39	Asian/Pacific Islander	Unknown	Suppressed	0
Confirmed	40-49	Asian/Pacific Islander	Unknown	Suppressed	0
Confirmed	50-59	Asian/Pacific Islander	Unknown	Suppressed	0
Confirmed	60-69	Asian/Pacific Islander	Unknown	0	0
Confirmed	70-79	Asian/Pacific Islander	Unknown	0	0
Confirmed	80+	Asian/Pacific Islander	Unknown	0	0
Confirmed	Unknown	Asian/Pacific Islander	Unknown	0	0
Confirmed	0-9	Black/African American	Unknown	Suppressed	0
Confirmed	10-19	Black/African American	Unknown	9	0
Confirmed	20-29	Black/African American	Unknown	11	0
Confirmed	30-39	Black/African American	Unknown	Suppressed	0
Confirmed	40-49	Black/African American	Unknown	Suppressed	0
Confirmed	50-59	Black/African American	Unknown	11	0
Confirmed	60-69	Black/African American	Unknown	6	0
Confirmed	70-79	Black/African American	Unknown	Suppressed	0
Confirmed	80+	Black/African American	Unknown	Suppressed	0
Confirmed	Unknown	Black/African American	Unknown	0	0
Confirmed	0-9	Multiple Races	Unknown	Suppressed	0
Confirmed	10-19	Multiple Races	Unknown	6	0
Confirmed	20-29	Multiple Races	Unknown	14	0
Confirmed	30-39	Multiple Races	Unknown	9	0
Confirmed	40-49	Multiple Races	Unknown	11	0
Confirmed	50-59	Multiple Races	Unknown	7	0
Confirmed	60-69	Multiple Races	Unknown	6	0
Confirmed	70-79	Multiple Races	Unknown	Suppressed	0
Confirmed	80+	Multiple Races	Unknown	Suppressed	Suppressed
Confirmed	Unknown	Multiple Races	Unknown	Suppressed	0
Confirmed	0-9	Other	Unknown	Suppressed	0
Confirmed	10-19	Other	Unknown	8	0
Confirmed	20-29	Other	Unknown	11	0
Confirmed	30-39	Other	Unknown	14	0
Confirmed	40-49	Other	Unknown	15	0
Confirmed	50-59	Other	Unknown	Suppressed	0
Confirmed	60-69	Other	Unknown	8	0
Confirmed	70-79	Other	Unknown	Suppressed	0
Confirmed	80+	Other	Unknown	Suppressed	0
Confirmed	Unknown	Other	Unknown	Suppressed	0
Confirmed	0-9	Unknown	Unknown	26	0
Confirmed	10-19	Unknown	Unknown	135	0
Confirmed	20-29	Unknown	Unknown	259	0
Confirmed	30-39	Unknown	Unknown	144	0
Confirmed	40-49	Unknown	Unknown	192	0
Confirmed	50-59	Unknown	Unknown	178	0
Confirmed	60-69	Unknown	Unknown	94	0

Confirmed	70-79	Unknown	Unknown	42	0
Confirmed	80+	Unknown	Unknown	53	Suppressed
Confirmed	Unknown	Unknown	Unknown	21	0
Confirmed	0-9	White	Unknown	Suppressed	0
Confirmed	10-19	White	Unknown	54	0
Confirmed	20-29	White	Unknown	68	0
Confirmed	30-39	White	Unknown	34	0
Confirmed	40-49	White	Unknown	33	0
Confirmed	50-59	White	Unknown	27	0
Confirmed	60-69	White	Unknown	37	0
Confirmed	70-79	White	Unknown	16	0
Confirmed	80+	White	Unknown	12	Suppressed
Confirmed	Unknown	White	Unknown	Suppressed	0
Probable	0-9	American Indian/Alaska Native	Female	12	0
Probable	10-19	American Indian/Alaska Native	Female	19	0
Probable	20-29	American Indian/Alaska Native	Female	28	0
Probable	30-39	American Indian/Alaska Native	Female	14	0
Probable	40-49	American Indian/Alaska Native	Female	18	0
Probable	50-59	American Indian/Alaska Native	Female	14	0
Probable	60-69	American Indian/Alaska Native	Female	10	0
Probable	70-79	American Indian/Alaska Native	Female	Suppressed	0
Probable	80+	American Indian/Alaska Native	Female	Suppressed	0
Probable	Unknown	American Indian/Alaska Native	Female	Suppressed	0
Probable	0-9	Asian/Pacific Islander	Female	11	0
Probable	10-19	Asian/Pacific Islander	Female	21	0
Probable	20-29	Asian/Pacific Islander	Female	45	0
Probable	30-39	Asian/Pacific Islander	Female	23	0
Probable	40-49	Asian/Pacific Islander	Female	17	0
Probable	50-59	Asian/Pacific Islander	Female	23	0
Probable	60-69	Asian/Pacific Islander	Female	10	Suppressed
Probable	70-79	Asian/Pacific Islander	Female	Suppressed	0
Probable	80+	Asian/Pacific Islander	Female	0	0
Probable	Unknown	Asian/Pacific Islander	Female	Suppressed	0
Probable	0-9	Black/African American	Female	45	0
Probable	10-19	Black/African American	Female	76	0
Probable	20-29	Black/African American	Female	190	0
Probable	30-39	Black/African American	Female	159	0
Probable	40-49	Black/African American	Female	167	Suppressed
Probable	50-59	Black/African American	Female	177	8
Probable	60-69	Black/African American	Female	132	12
Probable	70-79	Black/African American	Female	53	13
Probable	80+	Black/African American	Female	39	25
Probable	Unknown	Black/African American	Female	12	0
Probable	0-9	Multiple Races	Female	45	0
Probable	10-19	Multiple Races	Female	84	0
Probable	20-29	Multiple Races	Female	105	0
Probable	30-39	Multiple Races	Female	59	0
Probable	40-49	Multiple Races	Female	81	0
Probable	50-59	Multiple Races	Female	74	0
Probable	60-69	Multiple Races	Female	55	0

Probable	70-79	Multiple Races	Female	23	0
Probable	80+	Multiple Races	Female	13	Suppressed
Probable	Unknown	Multiple Races	Female	22	0
Probable	0-9	Other	Female	41	0
Probable	10-19	Other	Female	94	0
Probable	20-29	Other	Female	116	0
Probable	30-39	Other	Female	83	0
Probable	40-49	Other	Female	90	0
Probable	50-59	Other	Female	43	Suppressed
Probable	60-69	Other	Female	28	Suppressed
Probable	70-79	Other	Female	14	0
Probable	80+	Other	Female	Suppressed	0
Probable	Unknown	Other	Female	9	0
Probable	0-9	Unknown	Female	125	0
Probable	10-19	Unknown	Female	475	0
Probable	20-29	Unknown	Female	936	0
Probable	30-39	Unknown	Female	644	0
Probable	40-49	Unknown	Female	714	0
Probable	50-59	Unknown	Female	752	Suppressed
Probable	60-69	Unknown	Female	539	Suppressed
Probable	70-79	Unknown	Female	209	0
Probable	80+	Unknown	Female	144	8
Probable	Unknown	Unknown	Female	636	0
Probable	0-9	White	Female	455	0
Probable	10-19	White	Female	1090	0
Probable	20-29	White	Female	1388	0
Probable	30-39	White	Female	910	0
Probable	40-49	White	Female	1024	Suppressed
Probable	50-59	White	Female	1039	8
Probable	60-69	White	Female	670	18
Probable	70-79	White	Female	350	29
Probable	80+	White	Female	356	78
Probable	Unknown	White	Female	180	0
Probable	0-9	American Indian/Alaska Native	Male	9	0
Probable	10-19	American Indian/Alaska Native	Male	24	0
Probable	20-29	American Indian/Alaska Native	Male	25	0
Probable	30-39	American Indian/Alaska Native	Male	15	0
Probable	40-49	American Indian/Alaska Native	Male	16	0
Probable	50-59	American Indian/Alaska Native	Male	14	0
Probable	60-69	American Indian/Alaska Native	Male	8	Suppressed
Probable	70-79	American Indian/Alaska Native	Male	0	0
Probable	80+	American Indian/Alaska Native	Male	Suppressed	Suppressed
Probable	Unknown	American Indian/Alaska Native	Male	Suppressed	0
Probable	0-9	Asian/Pacific Islander	Male	19	0
Probable	10-19	Asian/Pacific Islander	Male	18	0
Probable	20-29	Asian/Pacific Islander	Male	39	0
Probable	30-39	Asian/Pacific Islander	Male	33	0
Probable	40-49	Asian/Pacific Islander	Male	12	0
Probable	50-59	Asian/Pacific Islander	Male	15	0
Probable	60-69	Asian/Pacific Islander	Male	6	0

Probable	70-79	Asian/Pacific Islander	Male	Suppressed	Suppressed
Probable	80+	Asian/Pacific Islander	Male	Suppressed	Suppressed
Probable	Unknown	Asian/Pacific Islander	Male	Suppressed	0
Probable	0-9	Black/African American	Male	47	0
Probable	10-19	Black/African American	Male	78	0
Probable	20-29	Black/African American	Male	149	0
Probable	30-39	Black/African American	Male	137	0
Probable	40-49	Black/African American	Male	120	8
Probable	50-59	Black/African American	Male	137	8
Probable	60-69	Black/African American	Male	118	21
Probable	70-79	Black/African American	Male	50	26
Probable	80+	Black/African American	Male	22	15
Probable	Unknown	Black/African American	Male	7	0
Probable	0-9	Multiple Races	Male	45	0
Probable	10-19	Multiple Races	Male	83	0
Probable	20-29	Multiple Races	Male	97	0
Probable	30-39	Multiple Races	Male	57	0
Probable	40-49	Multiple Races	Male	71	Suppressed
Probable	50-59	Multiple Races	Male	61	0
Probable	60-69	Multiple Races	Male	42	0
Probable	70-79	Multiple Races	Male	20	0
Probable	80+	Multiple Races	Male	Suppressed	Suppressed
Probable	Unknown	Multiple Races	Male	31	0
Probable	0-9	Other	Male	34	0
Probable	10-19	Other	Male	92	0
Probable	20-29	Other	Male	112	0
Probable	30-39	Other	Male	93	0
Probable	40-49	Other	Male	100	0
Probable	50-59	Other	Male	53	0
Probable	60-69	Other	Male	30	Suppressed
Probable	70-79	Other	Male	12	Suppressed
Probable	80+	Other	Male	Suppressed	0
Probable	Unknown	Other	Male	9	0
Probable	0-9	Unknown	Male	139	0
Probable	10-19	Unknown	Male	473	0
Probable	20-29	Unknown	Male	833	0
Probable	30-39	Unknown	Male	643	Suppressed
Probable	40-49	Unknown	Male	578	Suppressed
Probable	50-59	Unknown	Male	625	0
Probable	60-69	Unknown	Male	388	Suppressed
Probable	70-79	Unknown	Male	164	Suppressed
Probable	80+	Unknown	Male	85	9
Probable	Unknown	Unknown	Male	482	0
Probable	0-9	White	Male	453	0
Probable	10-19	White	Male	932	0
Probable	20-29	White	Male	1172	Suppressed
Probable	30-39	White	Male	747	Suppressed
Probable	40-49	White	Male	782	Suppressed
Probable	50-59	White	Male	816	9
Probable	60-69	White	Male	588	19

Probable	70-79	White	Male	305	28
Probable	80+	White	Male	205	51
Probable	Unknown	White	Male	136	0
Probable	0-9	American Indian/Alaska Native	Unknown	0	0
Probable	10-19	American Indian/Alaska Native	Unknown	0	0
Probable	20-29	American Indian/Alaska Native	Unknown	Suppressed	0
Probable	30-39	American Indian/Alaska Native	Unknown	0	0
Probable	40-49	American Indian/Alaska Native	Unknown	0	0
Probable	50-59	American Indian/Alaska Native	Unknown	0	0
Probable	60-69	American Indian/Alaska Native	Unknown	0	0
Probable	70-79	American Indian/Alaska Native	Unknown	0	0
Probable	80+	American Indian/Alaska Native	Unknown	0	0
Probable	Unknown	American Indian/Alaska Native	Unknown	0	0
Probable	0-9	Asian/Pacific Islander	Unknown	0	0
Probable	10-19	Asian/Pacific Islander	Unknown	0	0
Probable	20-29	Asian/Pacific Islander	Unknown	Suppressed	0
Probable	30-39	Asian/Pacific Islander	Unknown	Suppressed	0
Probable	40-49	Asian/Pacific Islander	Unknown	Suppressed	0
Probable	50-59	Asian/Pacific Islander	Unknown	0	0
Probable	60-69	Asian/Pacific Islander	Unknown	0	0
Probable	70-79	Asian/Pacific Islander	Unknown	0	0
Probable	80+	Asian/Pacific Islander	Unknown	0	0
Probable	Unknown	Asian/Pacific Islander	Unknown	0	0
Probable	0-9	Black/African American	Unknown	0	0
Probable	10-19	Black/African American	Unknown	0	0
Probable	20-29	Black/African American	Unknown	Suppressed	0
Probable	30-39	Black/African American	Unknown	Suppressed	0
Probable	40-49	Black/African American	Unknown	Suppressed	0
Probable	50-59	Black/African American	Unknown	Suppressed	0
Probable	60-69	Black/African American	Unknown	Suppressed	0
Probable	70-79	Black/African American	Unknown	Suppressed	0
Probable	80+	Black/African American	Unknown	0	0
Probable	Unknown	Black/African American	Unknown	Suppressed	0
Probable	0-9	Multiple Races	Unknown	Suppressed	0
Probable	10-19	Multiple Races	Unknown	Suppressed	0
Probable	20-29	Multiple Races	Unknown	9	0
Probable	30-39	Multiple Races	Unknown	Suppressed	0
Probable	40-49	Multiple Races	Unknown	0	0
Probable	50-59	Multiple Races	Unknown	Suppressed	0
Probable	60-69	Multiple Races	Unknown	Suppressed	0
Probable	70-79	Multiple Races	Unknown	0	0
Probable	80+	Multiple Races	Unknown	0	0
Probable	Unknown	Multiple Races	Unknown	Suppressed	0
Probable	0-9	Other	Unknown	Suppressed	0
Probable	10-19	Other	Unknown	Suppressed	0
Probable	20-29	Other	Unknown	0	0
Probable	30-39	Other	Unknown	Suppressed	0
Probable	40-49	Other	Unknown	Suppressed	0
Probable	50-59	Other	Unknown	Suppressed	0
Probable	60-69	Other	Unknown	Suppressed	0

Probable	70-79	Other	Unknown	0	0
Probable	80+	Other	Unknown	0	0
Probable	Unknown	Other	Unknown	Suppressed	0
Probable	0-9	Unknown	Unknown	38	0
Probable	10-19	Unknown	Unknown	85	0
Probable	20-29	Unknown	Unknown	184	0
Probable	30-39	Unknown	Unknown	142	0
Probable	40-49	Unknown	Unknown	162	0
Probable	50-59	Unknown	Unknown	147	0
Probable	60-69	Unknown	Unknown	103	0
Probable	70-79	Unknown	Unknown	47	Suppressed
Probable	80+	Unknown	Unknown	10	0
Probable	Unknown	Unknown	Unknown	832	0
Probable	0-9	White	Unknown	11	0
Probable	10-19	White	Unknown	25	0
Probable	20-29	White	Unknown	14	0
Probable	30-39	White	Unknown	7	0
Probable	40-49	White	Unknown	17	0
Probable	50-59	White	Unknown	18	0
Probable	60-69	White	Unknown	Suppressed	0
Probable	70-79	White	Unknown	Suppressed	0
Probable	80+	White	Unknown	Suppressed	0
Probable	Unknown	White	Unknown	16	0

PUBLIC USE DATASETS

COVID-19 Tests by County

README

Data includes tests by type (diagnostic, serology or total combined) by county.

Diagnostic tests are used to find current infection and look for genes or proteins from the severe acute respiratory syndrome coronavirus 2 (SARS-CoV-2), the virus that causes COVID-19. These tests, which are performed as nasal swabs, include: Nucleic acid amplification test/real-time polymerase chain reaction (NAAT/RT-PCR) test and rapid virus antigen detection point of care (POC) tests.

Serology tests are used to look for the possibility of previous infection. Serology tests look for antibodies to SARS-CoV-2 in the blood. There are currently two types of serology tests: the enzyme-linked immunosorbent assay (ELISA) test and the rapid antibody detection POC test. Serology tests do not diagnose disease and do not guarantee immunity, but might provide information about previous infection.

Correctional includes state and federal prisons and county and city detection facilities. Testing data represents total tests performed, not individuals tested. A single individual may have more than one test completed.

COVID-19 TESTS BY COUNTY 2020-12-02

Updated	COUNTY	TestType	Count	RatePerMillion
2020/12/02 15:03:07	Alcona	Diagnostic	3539	340125
2020/12/02 15:03:07	Alcona	Serology	89	8554
2020/12/02 15:03:07	Alcona	Total	3628	348679
2020/12/02 15:03:07	Alger	Diagnostic	3977	436649
2020/12/02 15:03:07	Alger	Serology	188	20641
2020/12/02 15:03:07	Alger	Total	4165	457290
2020/12/02 15:03:07	Allegan	Serology	1526	12923
2020/12/02 15:03:07	Allegan	Diagnostic	61642	522031
2020/12/02 15:03:07	Allegan	Total	63168	534955
2020/12/02 15:03:07	Alpena	Diagnostic	7475	263158
2020/12/02 15:03:07	Alpena	Serology	378	13308
2020/12/02 15:03:07	Alpena	Total	7853	276465
2020/12/02 15:03:07	Antrim	Diagnostic	10489	449708
2020/12/02 15:03:07	Antrim	Serology	381	16335
2020/12/02 15:03:07	Antrim	Total	10870	466044
2020/12/02 15:03:07	Arenac	Diagnostic	7565	508298
2020/12/02 15:03:07	Arenac	Serology	252	16932
2020/12/02 15:03:07	Arenac	Total	7817	525230
2020/12/02 15:03:07	Baraga	Diagnostic	4713	574126
2020/12/02 15:03:07	Baraga	Serology	47	5725
2020/12/02 15:03:07	Baraga	Total	4760	579851
2020/12/02 15:03:07	Barry	Diagnostic	30322	492640
2020/12/02 15:03:07	Barry	Serology	1123	18245
2020/12/02 15:03:07	Barry	Total	31445	510885
2020/12/02 15:03:07	Bay	Serology	3457	33522
2020/12/02 15:03:07	Bay	Diagnostic	67010	649788
2020/12/02 15:03:07	Bay	Total	70467	683310
2020/12/02 15:03:07	Benzie	Serology	350	19701
2020/12/02 15:03:07	Benzie	Diagnostic	8108	456377
2020/12/02 15:03:07	Benzie	Total	8458	476078
2020/12/02 15:03:07	Berrien	Diagnostic	128187	835633
2020/12/02 15:03:07	Berrien	Serology	3271	21323
2020/12/02 15:03:07	Berrien	Total	131458	856957
2020/12/02 15:03:07	Branch	Diagnostic	23370	537032
2020/12/02 15:03:07	Branch	Serology	238	5469
2020/12/02 15:03:07	Branch	Total	23608	542501
2020/12/02 15:03:07	Calhoun	Diagnostic	115037	857468
2020/12/02 15:03:07	Calhoun	Serology	1112	8289
2020/12/02 15:03:07	Calhoun	Total	116149	865756
2020/12/02 15:03:07	Cass	Serology	407	7859
2020/12/02 15:03:07	Cass	Diagnostic	23006	444243
2020/12/02 15:03:07	Cass	Total	23413	452102
2020/12/02 15:03:07	Charlevoix	Serology	683	26126
2020/12/02 15:03:07	Charlevoix	Diagnostic	13088	500631
2020/12/02 15:03:07	Charlevoix	Total	13771	526757
2020/12/02 15:03:07	Cheboygan	Serology	326	12898
2020/12/02 15:03:07	Cheboygan	Diagnostic	7791	308237

2020/12/02 15:03:07	Cheboygan	Total	8117	321135
2020/12/02 15:03:07	Chippewa	Diagnostic	10709	286728
2020/12/02 15:03:07	Chippewa	Serology	192	5141
2020/12/02 15:03:07	Chippewa	Total	10901	291869
2020/12/02 15:03:07	Clare	Serology	587	18966
2020/12/02 15:03:07	Clare	Diagnostic	9057	292633
2020/12/02 15:03:07	Clare	Total	9644	311599
2020/12/02 15:03:07	Clinton	Serology	2893	36347
2020/12/02 15:03:07	Clinton	Diagnostic	31164	391532
2020/12/02 15:03:07	Clinton	Total	34057	427879
2020/12/02 15:03:07	Correctional	Diagnostic	349043	
2020/12/02 15:03:07	Correctional	Serology	13188	
2020/12/02 15:03:07	Correctional	Total	362231	
2020/12/02 15:03:07	Crawford	Serology	184	13116
2020/12/02 15:03:07	Crawford	Diagnostic	5360	382066
2020/12/02 15:03:07	Crawford	Total	5544	395181
2020/12/02 15:03:07	Delta	Serology	371	10368
2020/12/02 15:03:07	Delta	Diagnostic	23649	660882
2020/12/02 15:03:07	Delta	Total	24020	671250
2020/12/02 15:03:07	Detroit City	Serology	18027	27742
2020/12/02 15:03:07	Detroit City	Diagnostic	438127	674245
2020/12/02 15:03:07	Detroit City	Total	456154	701987
2020/12/02 15:03:07	Dickinson	Diagnostic	8959	354967
2020/12/02 15:03:07	Dickinson	Serology	84	3328
2020/12/02 15:03:07	Dickinson	Total	9043	358295
2020/12/02 15:03:07	Eaton	Serology	4588	41608
2020/12/02 15:03:07	Eaton	Diagnostic	69694	632042
2020/12/02 15:03:07	Eaton	Total	74282	673650
2020/12/02 15:03:07	Emmet	Serology	1087	32530
2020/12/02 15:03:07	Emmet	Diagnostic	17362	519587
2020/12/02 15:03:07	Emmet	Total	18449	552117
2020/12/02 15:03:07	Genesee	Diagnostic	199222	490921
2020/12/02 15:03:07	Genesee	Serology	13443	33126
2020/12/02 15:03:07	Genesee	Total	212665	524047
2020/12/02 15:03:07	Gladwin	Serology	513	20158
2020/12/02 15:03:07	Gladwin	Diagnostic	8569	336713
2020/12/02 15:03:07	Gladwin	Total	9082	356871
2020/12/02 15:03:07	Gogebic	Diagnostic	12985	929159
2020/12/02 15:03:07	Gogebic	Serology	161	11521
2020/12/02 15:03:07	Gogebic	Total	13146	940680
2020/12/02 15:03:07	Grand Traverse	Serology	2941	31594
2020/12/02 15:03:07	Grand Traverse	Diagnostic	45171	485251
2020/12/02 15:03:07	Grand Traverse	Total	48112	516844
2020/12/02 15:03:07	Gratiot	Diagnostic	30448	747906
2020/12/02 15:03:07	Gratiot	Serology	632	15524
2020/12/02 15:03:07	Gratiot	Total	31080	763430
2020/12/02 15:03:07	Hillsdale	Diagnostic	24681	541191
2020/12/02 15:03:07	Hillsdale	Serology	484	10613
2020/12/02 15:03:07	Hillsdale	Total	25165	551804
2020/12/02 15:03:07	Houghton	Diagnostic	24438	684845

2020/12/02 15:03:07	Houghton	Serology	193	5409
2020/12/02 15:03:07	Houghton	Total	24631	690253
2020/12/02 15:03:07	Huron	Diagnostic	17300	558407
2020/12/02 15:03:07	Huron	Serology	361	11652
2020/12/02 15:03:07	Huron	Total	17661	570059
2020/12/02 15:03:07	Ingham	Serology	15472	52913
2020/12/02 15:03:07	Ingham	Diagnostic	192111	657001
2020/12/02 15:03:07	Ingham	Total	207583	709914
2020/12/02 15:03:07	Ionia	Diagnostic	40995	633646
2020/12/02 15:03:07	Ionia	Serology	1436	22196
2020/12/02 15:03:07	Ionia	Total	42431	655842
2020/12/02 15:03:07	Iosco	Diagnostic	13630	542444
2020/12/02 15:03:07	Iosco	Serology	287	11422
2020/12/02 15:03:07	Iosco	Total	13917	553866
2020/12/02 15:03:07	Iron	Diagnostic	15397	1391379
2020/12/02 15:03:07	Iron	Serology	52	4699
2020/12/02 15:03:07	Iron	Total	15449	1396078
2020/12/02 15:03:07	Isabella	Serology	781	11178
2020/12/02 15:03:07	Isabella	Diagnostic	27704	396496
2020/12/02 15:03:07	Isabella	Total	28485	407674
2020/12/02 15:03:07	Jackson	Diagnostic	128620	811431
2020/12/02 15:03:07	Jackson	Serology	1960	12365
2020/12/02 15:03:07	Jackson	Total	130580	823797
2020/12/02 15:03:07	Kalamazoo	Diagnostic	170140	641878
2020/12/02 15:03:07	Kalamazoo	Serology	4454	16803
2020/12/02 15:03:07	Kalamazoo	Total	174594	658681
2020/12/02 15:03:07	Kalkaska	Diagnostic	10526	583546
2020/12/02 15:03:07	Kalkaska	Serology	347	19237
2020/12/02 15:03:07	Kalkaska	Total	10873	602783
2020/12/02 15:03:07	Kent	Diagnostic	494164	752204
2020/12/02 15:03:07	Kent	Serology	25435	38717
2020/12/02 15:03:07	Kent	Total	519599	790920
2020/12/02 15:03:07	Keweenaw	Serology	20	9452
2020/12/02 15:03:07	Keweenaw	Diagnostic	1241	586484
2020/12/02 15:03:07	Keweenaw	Total	1261	595936
2020/12/02 15:03:07	Lake	Diagnostic	5356	451869
2020/12/02 15:03:07	Lake	Serology	139	11727
2020/12/02 15:03:07	Lake	Total	5495	463596
2020/12/02 15:03:07	Lapeer	Serology	2009	22932
2020/12/02 15:03:07	Lapeer	Diagnostic	37823	431735
2020/12/02 15:03:07	Lapeer	Total	39832	454667
2020/12/02 15:03:07	Leelanau	Serology	465	21369
2020/12/02 15:03:07	Leelanau	Diagnostic	8091	371812
2020/12/02 15:03:07	Leelanau	Total	8556	393180
2020/12/02 15:03:07	Lenawee	Diagnostic	55612	564870
2020/12/02 15:03:07	Lenawee	Serology	1170	11884
2020/12/02 15:03:07	Lenawee	Total	56782	576754
2020/12/02 15:03:07	Livingston	Diagnostic	107812	561535
2020/12/02 15:03:07	Livingston	Serology	5434	28303
2020/12/02 15:03:07	Livingston	Total	113246	589838

2020/12/02 15:03:07	Luce	Diagnostic	3393	544710
2020/12/02 15:03:07	Luce	Serology	38	6100
2020/12/02 15:03:07	Luce	Total	3431	550811
2020/12/02 15:03:07	Mackinac	Diagnostic	4855	449579
2020/12/02 15:03:07	Mackinac	Serology	74	6852
2020/12/02 15:03:07	Mackinac	Total	4929	456431
2020/12/02 15:03:07	Macomb	Diagnostic	457790	523804
2020/12/02 15:03:07	Macomb	Serology	35801	40964
2020/12/02 15:03:07	Macomb	Total	493591	564768
2020/12/02 15:03:07	Manistee	Diagnostic	10091	410905
2020/12/02 15:03:07	Manistee	Serology	515	20971
2020/12/02 15:03:07	Manistee	Total	10606	431876
2020/12/02 15:03:07	Marquette	Diagnostic	71326	1069371
2020/12/02 15:03:07	Marquette	Serology	1024	15353
2020/12/02 15:03:07	Marquette	Total	72350	1084724
2020/12/02 15:03:07	Mason	Diagnostic	18105	621226
2020/12/02 15:03:07	Mason	Serology	666	22852
2020/12/02 15:03:07	Mason	Total	18771	644078
2020/12/02 15:03:07	Mecosta	Diagnostic	23309	536419
2020/12/02 15:03:07	Mecosta	Serology	608	13992
2020/12/02 15:03:07	Mecosta	Total	23917	550411
2020/12/02 15:03:07	Menominee	Diagnostic	12930	567603
2020/12/02 15:03:07	Menominee	Serology	58	2546
2020/12/02 15:03:07	Menominee	Total	12988	570149
2020/12/02 15:03:07	Midland	Serology	3542	42595
2020/12/02 15:03:07	Midland	Diagnostic	28053	337354
2020/12/02 15:03:07	Midland	Total	31595	379949
2020/12/02 15:03:07	Missaukee	Diagnostic	5433	359373
2020/12/02 15:03:07	Missaukee	Serology	240	15875
2020/12/02 15:03:07	Missaukee	Total	5673	375248
2020/12/02 15:03:07	Monroe	Diagnostic	76772	510113
2020/12/02 15:03:07	Monroe	Serology	3147	20910
2020/12/02 15:03:07	Monroe	Total	79919	531023
2020/12/02 15:03:07	Montcalm	Diagnostic	43344	678437
2020/12/02 15:03:07	Montcalm	Serology	1449	22680
2020/12/02 15:03:07	Montcalm	Total	44793	701118
2020/12/02 15:03:07	Montmorency	Serology	204	21870
2020/12/02 15:03:07	Montmorency	Diagnostic	3403	364816
2020/12/02 15:03:07	Montmorency	Total	3607	386685
2020/12/02 15:03:07	Muskegon	Serology	2064	11892
2020/12/02 15:03:07	Muskegon	Diagnostic	123855	713590
2020/12/02 15:03:07	Muskegon	Total	125919	725482
2020/12/02 15:03:07	Newaygo	Serology	979	19988
2020/12/02 15:03:07	Newaygo	Diagnostic	25624	523152
2020/12/02 15:03:07	Newaygo	Total	26603	543140
2020/12/02 15:03:07	Oakland	Diagnostic	741370	589519
2020/12/02 15:03:07	Oakland	Serology	77931	61969
2020/12/02 15:03:07	Oakland	Total	819301	651488
2020/12/02 15:03:07	Oceana	Serology	501	18929
2020/12/02 15:03:07	Oceana	Diagnostic	22846	863188

2020/12/02 15:03:07	Oceana	Total	23347	882117
2020/12/02 15:03:07	Ogemaw	Diagnostic	8977	427537
2020/12/02 15:03:07	Ogemaw	Serology	282	13430
2020/12/02 15:03:07	Ogemaw	Total	9259	440968
2020/12/02 15:03:07	Ontonagon	Diagnostic	5282	923427
2020/12/02 15:03:07	Ontonagon	Serology	47	8217
2020/12/02 15:03:07	Ontonagon	Total	5329	931643
2020/12/02 15:03:07	Osceola	Diagnostic	14167	603879
2020/12/02 15:03:07	Osceola	Serology	482	20546
2020/12/02 15:03:07	Osceola	Total	14649	624425
2020/12/02 15:03:07	Oscoda	Diagnostic	2903	352263
2020/12/02 15:03:07	Oscoda	Serology	138	16746
2020/12/02 15:03:07	Oscoda	Total	3041	369009
2020/12/02 15:03:07	Otsego	Diagnostic	10073	408343
2020/12/02 15:03:07	Otsego	Serology	444	17999
2020/12/02 15:03:07	Otsego	Total	10517	426342
2020/12/02 15:03:07	Ottawa	Serology	7731	26491
2020/12/02 15:03:07	Ottawa	Diagnostic	213197	730552
2020/12/02 15:03:07	Ottawa	Total	220928	757043
2020/12/02 15:03:07	Presque Isle	Diagnostic	5382	427414
2020/12/02 15:03:07	Presque Isle	Serology	255	20251
2020/12/02 15:03:07	Presque Isle	Total	5637	447665
2020/12/02 15:03:07	Roscommon	Diagnostic	11270	469212
2020/12/02 15:03:07	Roscommon	Serology	426	17736
2020/12/02 15:03:07	Roscommon	Total	11696	486948
2020/12/02 15:03:07	Saginaw	Serology	4417	23182
2020/12/02 15:03:07	Saginaw	Diagnostic	139748	733435
2020/12/02 15:03:07	Saginaw	Total	144165	756617
2020/12/02 15:03:07	Sanilac	Serology	652	15837
2020/12/02 15:03:07	Sanilac	Diagnostic	25774	626038
2020/12/02 15:03:07	Sanilac	Total	26426	641875
2020/12/02 15:03:07	Schoolcraft	Diagnostic	3482	430195
2020/12/02 15:03:07	Schoolcraft	Serology	52	6425
2020/12/02 15:03:07	Schoolcraft	Total	3534	436620
2020/12/02 15:03:07	Shiawassee	Diagnostic	39964	586653
2020/12/02 15:03:07	Shiawassee	Serology	1856	27245
2020/12/02 15:03:07	Shiawassee	Total	41820	613899
2020/12/02 15:03:07	St Clair	Diagnostic	78384	492585
2020/12/02 15:03:07	St Clair	Serology	5041	31679
2020/12/02 15:03:07	St Clair	Total	83425	524263
2020/12/02 15:03:07	St Joseph	Diagnostic	33173	544141
2020/12/02 15:03:07	St Joseph	Serology	1049	17207
2020/12/02 15:03:07	St Joseph	Total	34222	561348
2020/12/02 15:03:07	Tuscola	Serology	1049	20078
2020/12/02 15:03:07	Tuscola	Diagnostic	39173	749794
2020/12/02 15:03:07	Tuscola	Total	40222	769873
2020/12/02 15:03:07	Unknown	Diagnostic	268077	
2020/12/02 15:03:07	Unknown	Serology	18787	
2020/12/02 15:03:07	Unknown	Total	286864	
2020/12/02 15:03:07	Van Buren	Diagnostic	57269	756756

2020/12/02 15:03:07	Van Buren	Serology	993	13122
2020/12/02 15:03:07	Van Buren	Total	58262	769877
2020/12/02 15:03:07	Washtenaw	Diagnostic	291620	793306
2020/12/02 15:03:07	Washtenaw	Serology	12663	34448
2020/12/02 15:03:07	Washtenaw	Total	304283	827753
2020/12/02 15:03:07	Wayne	Serology	51724	46859
2020/12/02 15:03:07	Wayne	Diagnostic	744052	674075
2020/12/02 15:03:07	Wayne	Total	795776	720934
2020/12/02 15:03:07	Wexford	Diagnostic	16113	479112
2020/12/02 15:03:07	Wexford	Serology	519	15432
2020/12/02 15:03:07	Wexford	Total	16632	494544

PUBLIC USE DATASETS

Diagnostic Tests by Result and County

README

Data include diagnostic tests for COVID-19 by date and county.

Diagnostic tests are used to find current infection and look for genes or proteins from the severe acute respiratory syndrome coronavirus 2 (SARS-CoV-2), the virus that causes COVID-19. These tests, which are performed as nasal swabs, include: Nucleic acid amplification test/real-time polymerase chain reaction (NAAT/RT-PCR) test and rapid virus antigen detection point of care (POC) tests.

Correctional includes state and federal prisons and county and city detention facilities. Testing data represents total tests performed, not individuals tested. A single individual may have more than one test completed.

The total number of positive tests may exceed the number of confirmed cases due to 1) a single individual may have more than one test performed; 2) MDHHS may receive data on positive tests in advance of a local health department classifying an individual as a confirmed or probable case, and 3) although efforts have been made to deduplicate testing data, some duplication may occur.

DIAGNOSTIC TESTS BY RESULT AND COUNTY 2020-12-02

MessageDate	COUNTY	Negative	Positive	Total
12/1/2020	Alcona	16	1	17
12/1/2020	Alger	34	0	34
12/1/2020	Allegan	355	58	413
12/1/2020	Alpena	117	5	122
12/1/2020	Antrim	18	0	18
12/1/2020	Arenac	28	6	34
12/1/2020	Baraga	2	2	4
12/1/2020	Barry	143	24	167
12/1/2020	Bay	218	31	249
12/1/2020	Benzie	58	11	69
12/1/2020	Berrien	997	187	1184
12/1/2020	Branch	101	32	133
12/1/2020	Calhoun	674	116	790
12/1/2020	Cass	83	25	108
12/1/2020	Charlevoix	47	6	53
12/1/2020	Cheboygan	41	9	50
12/1/2020	Chippewa	26	3	29
12/1/2020	Clare	64	7	71
12/1/2020	Clinton	167	19	186
12/1/2020	Correctional	1693	50	1743
12/1/2020	Crawford	21	6	27
12/1/2020	Delta	127	20	147
12/1/2020	Detroit City	1855	159	2014
12/1/2020	Dickinson	47	16	63
12/1/2020	Eaton	495	77	572
12/1/2020	Emmet	66	6	72
12/1/2020	Genesee	968	101	1069
12/1/2020	Gladwin	21	2	23
12/1/2020	Gogebic	32	15	47
12/1/2020	Grand Traverse	239	19	258
12/1/2020	Gratiot	35	7	42
12/1/2020	Hillsdale	128	42	170
12/1/2020	Houghton	57	3	60
12/1/2020	Huron	64	15	79
12/1/2020	Ingham	1173	176	1349
12/1/2020	Ionia	241	49	290
12/1/2020	Iosco	84	12	96
12/1/2020	Iron	26	4	30
12/1/2020	Isabella	92	24	116
12/1/2020	Jackson	1259	158	1417
12/1/2020	Kalamazoo	915	130	1045
12/1/2020	Kalkaska	23	3	26
12/1/2020	Kent	3099	590	3689
12/1/2020	Keweenaw	3	0	3
12/1/2020	Lake	20	0	20
12/1/2020	Lapeer	345	69	414
12/1/2020	Leelanau	77	2	79

12/1/2020	Lenawee	453	59	512
12/1/2020	Livingston	739	117	856
12/1/2020	Luce	5	0	5
12/1/2020	Mackinac	18	1	19
12/1/2020	Macomb	2768	618	3386
12/1/2020	Manistee	32	2	34
12/1/2020	Marquette	132	10	142
12/1/2020	Mason	80	17	97
12/1/2020	Mecosta	139	18	157
12/1/2020	Menominee	43	17	60
12/1/2020	Midland	129	8	137
12/1/2020	Missaukee	27	2	29
12/1/2020	Monroe	540	74	614
12/1/2020	Montcalm	235	41	276
12/1/2020	Montmorency	33	2	35
12/1/2020	Muskegon	894	208	1102
12/1/2020	Newaygo	104	21	125
12/1/2020	Oakland	3662	490	4152
12/1/2020	Oceana	82	29	111
12/1/2020	Ogemaw	20	6	26
12/1/2020	Ontonagon	8	5	13
12/1/2020	Osceola	106	5	111
12/1/2020	Oscoda	7	3	10
12/1/2020	Otsego	142	9	151
12/1/2020	Ottawa	1490	264	1754
12/1/2020	Presque Isle	77	2	79
12/1/2020	Roscommon	31	3	34
12/1/2020	Saginaw	666	60	726
12/1/2020	Sanilac	110	24	134
12/1/2020	Schoolcraft	12	0	12
12/1/2020	Shiawassee	253	57	310
12/1/2020	St Clair	425	80	505
12/1/2020	St Joseph	274	16	290
12/1/2020	Tuscola	164	51	215
12/1/2020	Unknown	779	102	881
12/1/2020	Van Buren	434	72	506
12/1/2020	Washtenaw	1472	174	1646
12/1/2020	Wayne	3671	596	4267
12/1/2020	Wexford	79	15	94