



Western Michigan University
ScholarWorks at WMU

Cumulative Michigan COVID-19 Data

Michigan COVID-19 State Data

12-5-2020

2020-12-05_MichiganOverview_COVIDstats

Michigan Department of Health & Human Services

Follow this and additional works at: <https://scholarworks.wmich.edu/michigan-covid-data-state-cumulative>



Part of the Public Health Commons

WMU ScholarWorks Citation

Michigan Department of Health & Human Services, "2020-12-05_MichiganOverview_COVIDstats" (2020). *Cumulative Michigan COVID-19 Data*. 264.

<https://scholarworks.wmich.edu/michigan-covid-data-state-cumulative/264>

This Website is brought to you for free and open access by the Michigan COVID-19 State Data at ScholarWorks at WMU. It has been accepted for inclusion in Cumulative Michigan COVID-19 Data by an authorized administrator of ScholarWorks at WMU. For more information, please contact wmu-scholarworks@wmich.edu.



Coronavirus

MI SAFE START ▾

CONTAIN COVID ▾

RESOURCES ▾

PRESS RELEASES

DONATE

VIDEO UPDATES

CORONAVIRUS / MICHIGAN DATA

Michigan Data

DATA ABOUT PLACES

LONG TERM CARE FACILITIES

CORONAVIRUS SYMPTOMS

CUMULATIVE RECOVERED

OUTBREAK REPORTING

SCHOOL-RELATED OUTBREAK REPORTING

WASTEWATER SURVEILLANCE

TESTING TURNAROUND TIME

Note on deaths (12/05/20): Regular reviews of death certificate data maintained in Vital Records reporting systems are conducted by MDHHS staff three times per week. As a part of this process, records that identify COVID-19 infection as a contributing factor to death are compared against all laboratory confirmed cases of COVID-19 in the Michigan Disease Surveillance System (MDSS). If a death certificate is matched to a confirmed COVID-19 case and that record in the MDSS does not indicate the individual died, the MDSS record is updated to indicate the death and the appropriate local health department is notified. These matched deaths are then included with mortality information posted to the Michigan Coronavirus website. As a result of the most recent assessment, today's data includes **145** additional deaths identified by this methodology.

Current COVID-19 Statewide Data and Modeling Updates

Information on testing, disease trends, outbreaks, hospitalizations, deaths and the virus trajectory.

- December 1, 2020 slide deck.
- November 24, 2020 slide deck.
- November 18, 2020 slide deck. View a live presentation of the Nov. 18 data.

The State of Michigan is working around the clock to test and treat COVID-19 patients. Below is the most recent data healthcare experts across the state have compiled. It is updated Monday - Saturday.



Have questions?
Chat with Robin

CURRENT STATUS
DAILY CASES
CUMULATIVE TRENDS
DEMOGRAPHICS
TOTAL TESTING
DIAGNOSTIC TESTING
LEARN MORE

[View Cases](#)

[View Deaths](#)

[View Table](#)

Select Preparedness Region:

All

Select County:

All

COVID-19 Cases by County

Confirmed cases include individuals with a positive diagnostic test for COVID-19. Probable cases include individuals with COVID-19 symptoms and an epidemiologic link to confirmed COVID-19, but no diagnostic test.

Cases by County

Michigan

Saturday, December 5, 2020

Michigan (Statewide) Case Fatality Rate
 2.5%

Case Status	Cases	Deaths
Confirmed	395,036	9,854
Probable	31,540	467
Total	426,576	10,321

Test Type	Tests Performed
Diagnostic	7,041,377
Serology	378,723
Total	7,420,100

This report is provisional and subject to change. City of Detroit and Wayne County are reported separately. MDHHS began tracking probable cases April 5, 2020. FCI indicates federal correctional institute. MDOC indicates Michigan Department of Corrections. Diagnostic tests, including nucleic acid amplification/real-time polymerase chain reaction (NAAT/RT-PCR) and rapid virus antigen detection point of care (POC) tests, look for current infection. Serology (antibody) tests are used to look for the possibility of previous infection.

Source: Michigan Disease Surveillance System (MDSS) and Vital Records.

Microsoft Power BI
< 1 of 7 >
↶ ↷

Cases by Hispanic/Latino Ethnicity

Hispanic/Latino Ethnicity	Percentage of Overall Cases by Ethnicity	Percentage of Deceased Cases by Ethnicity
Hispanic/Latino	5.61%	2.69%
Non-Hispanic Latino	67.12%	84.02%
Unknown	27.27%	13.29%

Totals may not add to 100% due to rounding

Cases by Arab Ethnicity

Arab Ethnicity	Percentage of Overall Cases by Ethnicity	Percentage of Deceased Cases by Ethnicity
Arab	2.75%	1.82%
Non-Arab	47.08%	51.29%
Unknown	50.17%	46.89%

Totals may not add to 100% due to rounding

PUBLIC USE DATASETS 12/05/2020

(Downloadable .xlsx files)

[Cases and Deaths by County](#)

[Cases and Deaths by County by Date of Onset of Symptoms and Date of Death](#)

[Cases by Demographics Statewide](#)

[COVID-19 Tests by County](#)

[Diagnostic Tests by Result and County](#)

Cumulative Total of Recovered COVID-19 Cases

Cumulative Total of Recovered COVID-19 Cases (as of 12/04/2020): 197,750

Note on recovery: Due to the holiday, recovered statistics were calculated on November 25th. During this response, MDHHS is reviewing vital records statistics to identify any laboratory confirmed COVID-19 cases who are 30 days out from their onset of illness to represent recovery status. As the pandemic continues to impact Michigan, this pool will expand to include more cases. Recovered is defined as the number of persons with a confirmed COVID-19 diagnosis who are alive 30 days post-onset (or referral date if onset is not available). The number of persons recovered on December 4, 2020 represents COVID-19 confirmed individuals with an onset date on or prior to November 4, 2020. If an individual dies from a COVID-related cause >30 days from onset/referral, they are removed from the number of persons recovered. These numbers will be updated every Saturday.

Source: Michigan Disease Surveillance System and Vital Records



[View Cases](#)[View Deaths](#)[View Table](#)

Select Preparedness Region:

All

Select County:

All

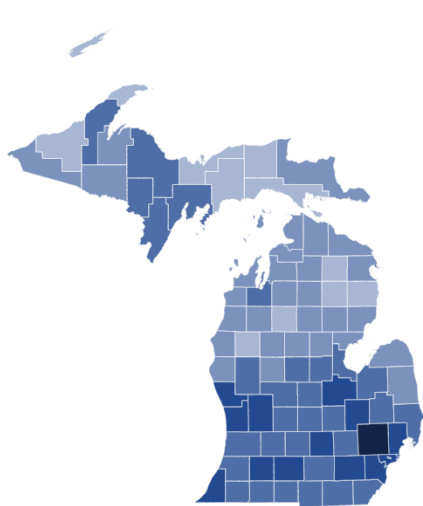
This report is provisional and subject to change. City of Detroit and Wayne County are reported separately. MDHHS began tracking probable cases April 5, 2020. FCI indicates federal correctional institute. MDOC indicates Michigan Department of Corrections. Diagnostic tests, including nucleic acid amplification/real-time polymerase chain reaction (NAAT/RT-PCR) and rapid virus antigen detection point of care (POC) tests, look for current infection. Serology (antibody) tests are used to look for the possibility of previous infection.

Source: Michigan Disease Surveillance System (MDSS) and Vital Records.

COVID-19 Cases by County

Confirmed cases include individuals with a positive diagnostic test for COVID-19. Probable cases include individuals with COVID-19 symptoms and an epidemiologic link to confirmed COVID-19, but no diagnostic test.

Cases by County



- 15-336
- 337-1409
- 1410-6541
- 6542-50592
- 50593+

Michigan

Saturday, December 5, 2020

Michigan (Statewide) Case Fatality Rate

2.5%

Current Totals

Case Status	Cases	Deaths
Confirmed	395,036	9,854
Probable	31,540	467
Total	426,576	10,321

Laboratory Testing

Test Type	Tests Performed
Diagnostic	7,041,377
Serology	378,723
Total	7,420,100

View Cases

View Deaths

View Table

Select Preparedness Region:

All

Select County:

All

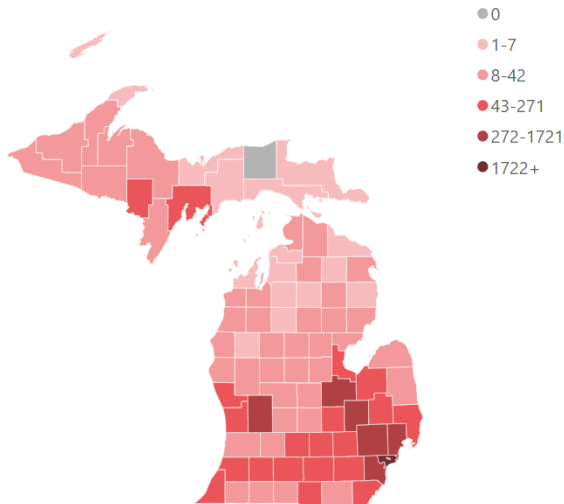
This report is provisional and subject to change. City of Detroit and Wayne County are reported separately. MDHHS began tracking probable cases April 5, 2020. FCI indicates federal correctional institute. MDOC indicates Michigan Department of Corrections. Diagnostic tests, including nucleic acid amplification/real-time polymerase chain reaction (NAAT/RT-PCR) and rapid virus antigen detection point of care (POC) tests, look for current infection. Serology (antibody) tests are used to look for the possibility of previous infection.

Source: Michigan Disease Surveillance System (MDSS) and Vital Records.

COVID-19 Deaths by County

Confirmed deaths include individuals who had a confirmed COVID-19 infection and are classified as deceased by the case investigation, have COVID-19 indicated as a cause of death on their death certificate, or who die within 30 days of infection and their manner of death is listed as natural. Probable deaths include individuals who have COVID indicated on their death certificate, but have not had a positive diagnostic test.

Deaths by County



Michigan

Saturday, December 5, 2020

Michigan (Statewide) Case Fatality Rate

2.5%

Current Totals

Case Status	Cases	Deaths
Confirmed	395,036	9,854
Probable	31,540	467
Total	426,576	10,321

Laboratory Testing

Test Type	Tests Performed
Diagnostic	7,041,377
Serology	378,723
Total	7,420,100

Confirmed Cases

Deaths

View Table

Select Preparedness Region:

All



Select County:

All



Cases are shown by onset date or by lab specimen collection date if onset date was unavailable. Deaths are shown by date of death or date of last status update if date of death was unavailable. Tracking of probable cases and deaths did not begin until April 5, 2020, therefore only probable cases referred for investigation on or after April 5, 2020 are displayed (onset may have been prior).

Notes: FCI indicates federal correctional institute. MDOC indicates Michigan Department of Corrections.

Daily Cases by Status

The number of daily confirmed cases represent the total number of people who had a positive diagnostic test for COVID-19 by the date of the onset of their symptoms.

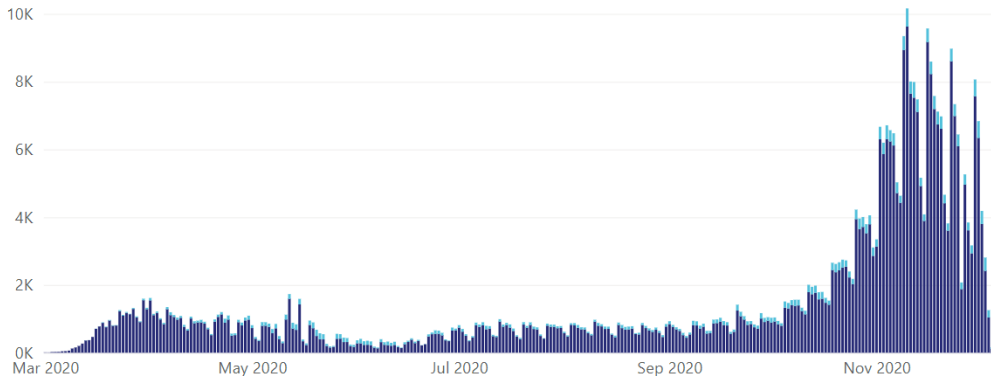
Filter by Date:

3/1/2020

12/5/2020

Cases by Date of Onset

Case Status ● Confirmed ● Probable



Confirmed Cases

Deaths

View Table

Select Preparedness Region:

All



Select County:

All



Cases are shown by onset date or by lab specimen collection date if onset date was unavailable. Deaths are shown by date of death or date of last status update if date of death was unavailable. Tracking of probable cases and deaths did not begin until April 5, 2020, therefore only probable cases referred for investigation on or after April 5, 2020 are displayed (onset may have been prior).

Notes: FCI indicates federal correctional institute. MDOC indicates Michigan Department of Corrections.

Daily Deaths by Status

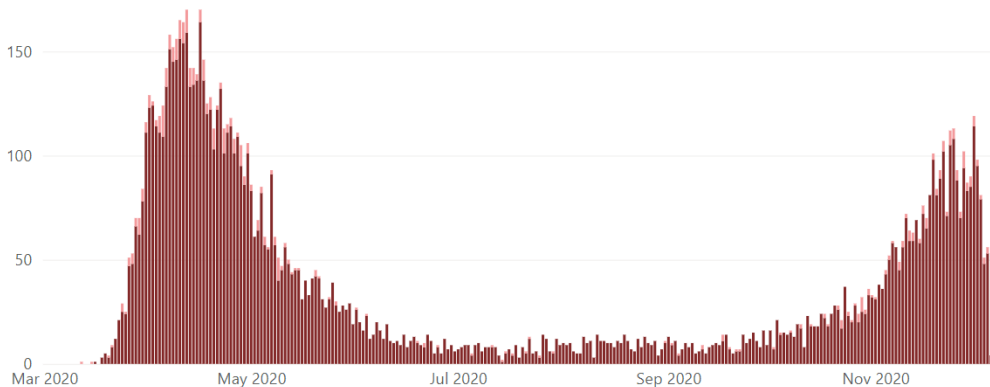
Confirmed deaths include individuals who had a confirmed COVID-19 infection and are classified as deceased by the case investigation, have COVID-19 indicated as a cause of death on their death certificate, or who die within 30 days of infection and their manner of death is listed as natural. Data are shown by the date of death.

Filter by Date:

3/1/2020

12/5/2020

Deaths by Date of Death

Case Status ● Confirmed ● Probable

View Table

View Chart

Select Preparedness Region:

All

Select County:

All

Cases are shown by onset date or by lab specimen collection date if onset date was unavailable. Deaths are shown by date of death or date of last status update if date of death was unavailable. Tracking of probable cases and deaths did not begin until April 5, 2020, therefore these data are not displayed by date.

Notes: FCI indicates federal correctional institute. MDOC indicates Michigan Department of Corrections.

Cumulative Confirmed Cases and Deaths among Confirmed Cases

Cumulative cases represent the total number of people who had a positive diagnostic test for COVID-19. Cases are shown by the date of onset of symptoms. Cumulative Deaths represent the total number of people who had a confirmed COVID-19 infection and are classified as deceased by the case investigation, have COVID-19 indicated as a cause of death on their death certificate, or who die within 30 days of infection and their manner of death is listed as natural. Deaths are shown by date of death.

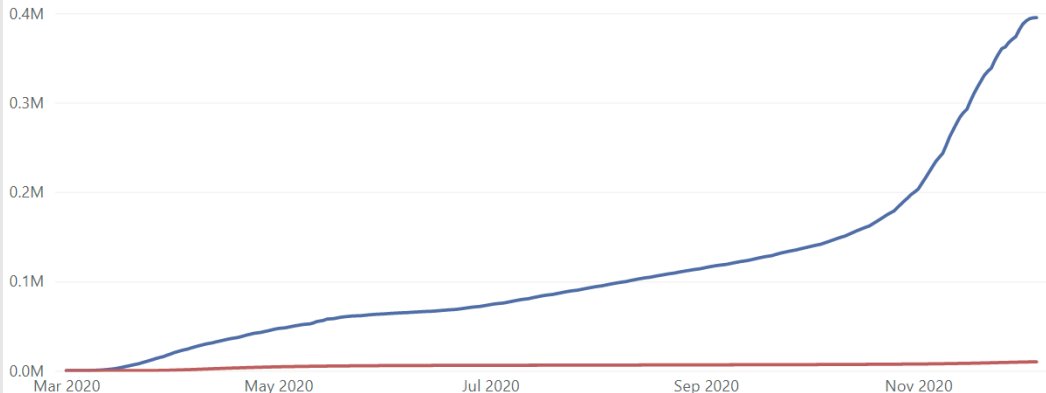
Filter By Date:

3/1/2020

12/5/2020

Cumulative Confirmed Cases and Deaths among Confirmed Cases by Date

● Confirmed Cases ● Deaths



Cases by Demographic Characteristics

Data are suppressed when the number of cases is five or below to protect the confidentiality of individuals. The sum of the cases for individual categories may be fewer than the total number of cases due to data suppression. Rates are not calculated for multiple races, other, and unknown race categories due to the unavailability of an appropriate denominator.

Cases

Deaths

Select case status:

- Confirmed
 Probable

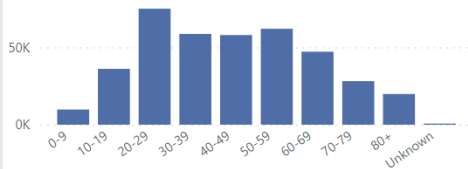
Select Preparedness Region:

All

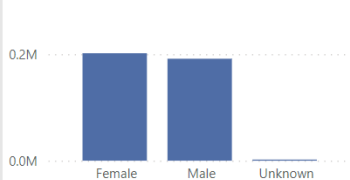
Select county:

All

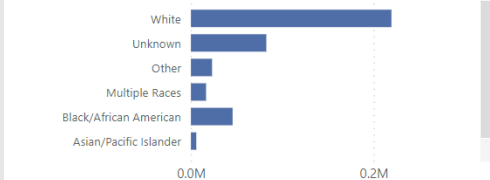
Cases by Age Group



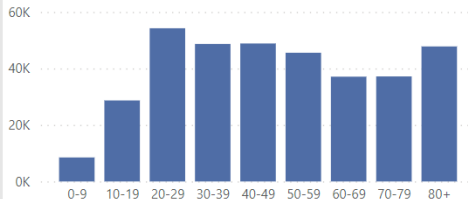
Cases by Sex



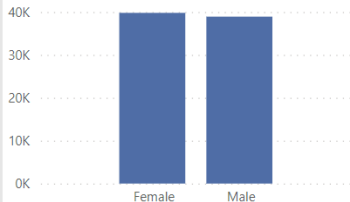
Cases by Race



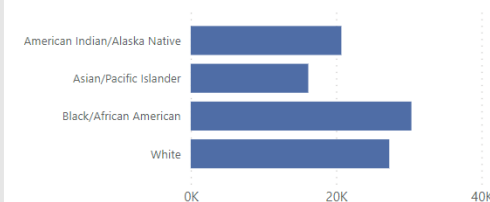
Cases per Million by Age Group



Cases per Million by Sex



Cases per Million by Race



Cases by Demographic Characteristics

Data are suppressed when the number of cases is five or below to protect the confidentiality of individuals. The sum of the cases for individual categories may be fewer than the total number of cases due to data suppression. Rates are not calculated for multiple races, other, and unknown race categories due to the unavailability of an appropriate denominator.

Cases

Deaths

Select case status:

- Confirmed
 Probable

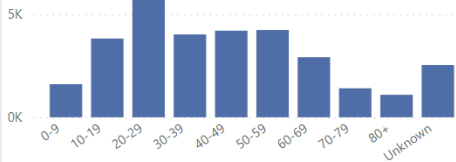
Select Preparedness Region:

All

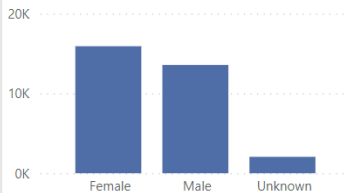
Select county:

All

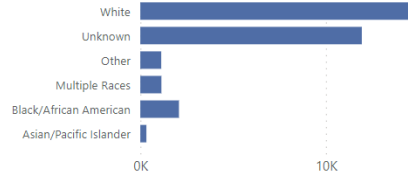
Cases by Age Group



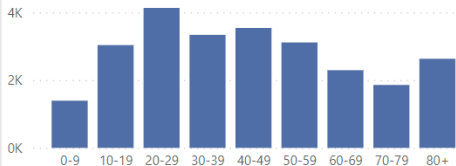
Cases by Sex



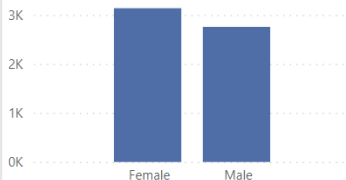
Cases by Race



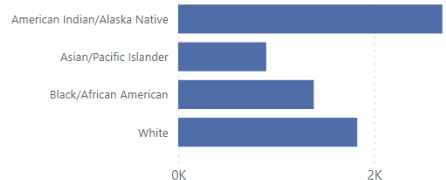
Cases per Million by Age Group



Cases per Million by Sex



Cases per Million by Race



Deaths by Demographic Characteristics

Data are suppressed when the number of deaths is five or below to protect the confidentiality of individuals. The sum of the deaths for individual categories may be fewer than the total number of deaths due to data suppression. Rates are not calculated for multiple races, other, and unknown race categories due to the unavailability of an appropriate denominator.

Cases

Deaths

Select case status:

- Confirmed
 Probable

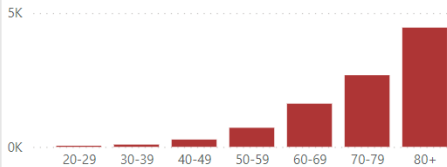
Select Preparedness Region:

All

Select county:

All

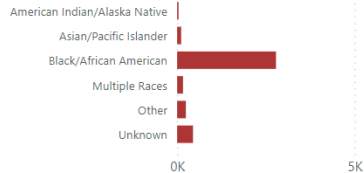
Deaths by Age Group



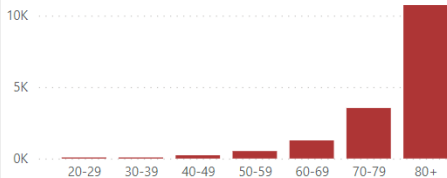
Deaths by Sex



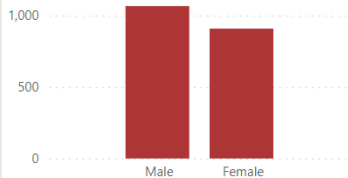
Deaths by Race



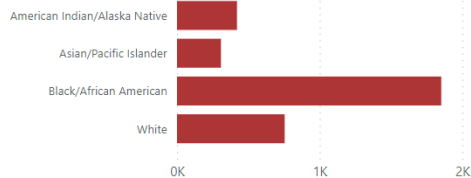
Deaths per Million by Age Group



Deaths per Million by Sex



Deaths per Million by Race



Deaths by Demographic Characteristics

Data are suppressed when the number of deaths is five or below to protect the confidentiality of individuals. The sum of the deaths for individual categories may be fewer than the total number of deaths due to data suppression. Rates are not calculated for multiple races, other, and unknown race categories due to the unavailability of an appropriate denominator.

Cases

Deaths

Select case status:

- Confirmed
 Probable

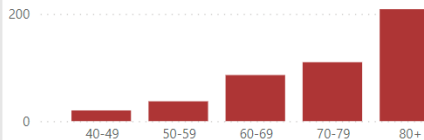
Select Preparedness Region:

All

Select county:

All

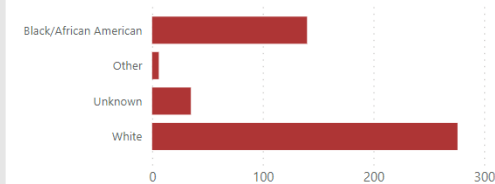
Deaths by Age Group



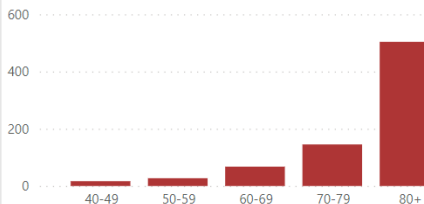
Deaths by Sex



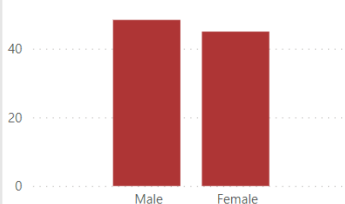
Deaths by Race



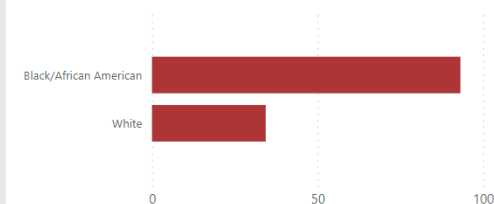
Deaths per Million by Age Group



Deaths per Million by Sex



Deaths per Million by Race



View Table

View Charts

Select Preparedness Region:

All

Select County:

All

Diagnostic tests are used to find current infection and look for genes or proteins from the severe acute respiratory syndrome coronavirus 2 (SARS-CoV-2), the virus that causes COVID-19. These tests, which are performed as nasal swabs, include: Nucleic acid amplification test/real-time polymerase chain reaction (NAAT/RT-PCR) test and rapid virus antigen detection point of care (POC) tests.

Serology tests are used to look for the possibility of previous infection. Serology tests look for antibodies to SARS-CoV-2 in the blood. There are currently two types of serology tests: the enzyme-linked immunosorbent assay (ELISA) test and the rapid antibody detection POC test. Serology tests do not diagnose disease and do not guarantee immunity, but might provide information about previous infection.

Total Covid-19 Laboratory Tests

Total testing includes both diagnostic tests which are used to determine if an individual currently has COVID-19 and serology testing which is used to determine if a person has antibodies to Covid-19.

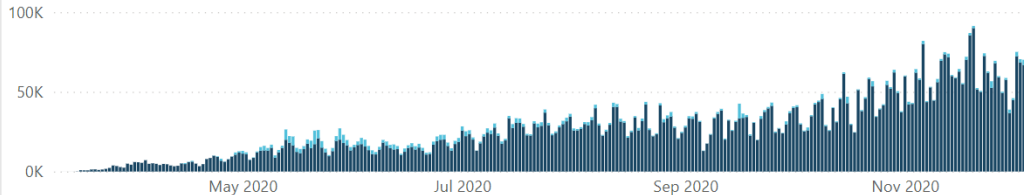
Filter by Date:

3/10/2020

12/4/2020

Total Laboratory Tests by Type and Date

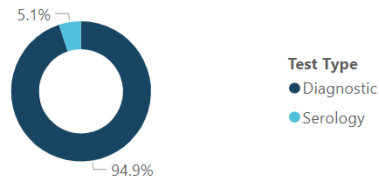
Test Type ● Diagnostic ● Serology



Total Tests Completed to Date

Test Type	Count	Tests per Million Residents
Diagnostic	7,041,377	704,763
Serology	378,723	37,906
Total	7,420,100	742,669

Percent of Tests Completed by Type



View Table

View Charts

Select Preparedness Region

All

Select County

All

Diagnostic Covid-19 Laboratory Tests

Diagnostic tests are used to determine if an individual is currently infected with Covid-19.

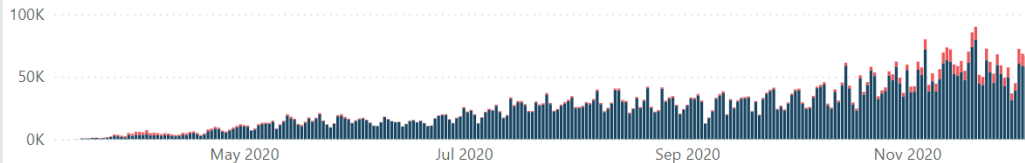
Filter by Date

3/10/2020

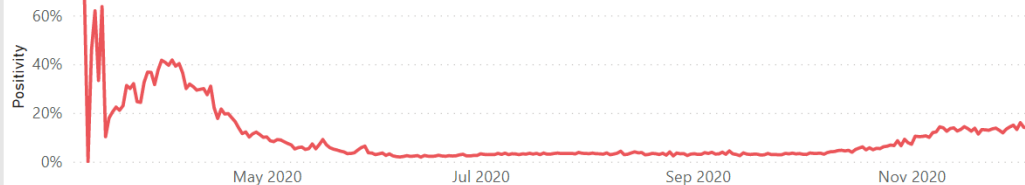
12/4/2020

Total Laboratory Tests by Type and Date

Test Type ● Negative ● Positive



Percent of Diagnostic Tests That Were Positive



Diagnostic tests are used to find current infection and look for genes or proteins from the severe acute respiratory syndrome coronavirus 2 (SARS-CoV-2), the virus that causes COVID-19. These tests, which are performed as nasal swabs, include: Nucleic acid amplification test/real-time polymerase chain reaction (NAAT/RT-PCR) test and rapid virus antigen detection point of care (POC) tests. Diagnostic tests do not include serology tests which look for antibodies to SARS-Cov-2 in the blood.

Where does the data come from?

The State of Michigan COVID-19 Dashboard displays the most recent provisional data reported to the Michigan Department of Health and Humans Services (MDHHS) about cases in Michigan by selected demographics and county of residence (City of Detroit and Wayne County are reported separately). Data are reported to MDHHS via the [Michigan Disease Surveillance System \(MDSS\)](#). Provisional Death data are provided by the MDHHS Division for [Vital Records & Health Statistics](#).

How does MDHHS classify confirmed and probable cases?

Confirmed cases only include individuals who have had a positive diagnostic laboratory test for COVID-19. Probable cases include individuals who have symptoms consistent with COVID-19 and an epidemiologic link to a confirmed case or a positive serology (antibody) test, but do not have a positive diagnostic laboratory test for COVID-19 and individuals with a positive serology (antibody) test for COVID-19 and an epidemiologic link to a confirmed case.

How does MDHHS classify confirmed and probable deaths?

Confirmed deaths include individuals who meet one or more of the following conditions: 1) Have been identified as a confirmed case and classified as deceased as a result of a case investigation in the Michigan Disease Surveillance System (MDSS). MDSS is the database used by state and local health department to monitor reportable diseases like COVID-19; 2) have been identified as a confirmed case in MDSS had have a death certificate with COVID-19 listed as a cause of death; 3) have been identified as a confirmed case in MDSS and die within 30 days of onset of COVID-19 infection and have a death certificate which classifies their manner death as 'natural'. Probable deaths include individuals who have COVID indicated as a cause of death on their death certificate but have not had a positive diagnostic laboratory test.

Why do the number of probable cases fluctuate?

The number of probable cases can change daily based on the investigation efforts of the health department. When a probable case is first reported, local and/or state health department staff investigate to determine if the person meets the case definition of probable. As additional information is gathered, the case could be re-classified to confirmed, remain as probable, or be determined as not a case.

Why do data in the demographics tab not sum to the total number of cases for a county or region?

Data are not shown whenever the number of cases for a particular demographic category is fewer than six to protect the confidentiality of individuals. Rates are not calculated for other, multiple, and unknown race because an appropriate population denominator is not available for these categories at the county level.

Where can I get more information about COVID-19?

Visit <https://www.michigan.gov/coronavirus> to find information on resources and assistance, answers to frequently asked questions, and the latest updates on Michigan's response to COVID-19. For COVID-19 updates from CDC visit <https://www.cdc.gov/coronavirus/2019-ncov>.

PUBLIC USE DATASETS

Cases and Deaths by County

README

Includes total cases and deaths to date by case status (confirmed or probable) and county.

County is based on the county of residence.

Confirmed cases only include individuals who have had a positive diagnostic laboratory test for COVID-19.

Probable cases include individuals who have symptoms consistent with COVID-19 and an epidemiologic link to a confirmed case or a positive serology (antibody) test, but do not have a positive diagnostic laboratory test for COVID-19 and individuals with a positive serology (antibody) test for COVID-19 and an epidemiologic link to a confirmed case.

Confirmed deaths include individuals who meet one or more of the following conditions: 1) Have been identified as a confirmed case and classified as deceased as a result of a case investigation in the Michigan Disease Surveillance System (MDSS). MDSS is the database used by state and local health department to monitor reportable diseases like COVID-19; 2) have been identified as a confirmed case in MDSS had have a death certificate with COVID-19 listed as a cause of death; 3) have been identified as a confirmed case in MDSS and die within 30 days of onset of COVID-19 infection and have a death certificate which classifies their manner death as 'natural'.

Probable deaths include individuals who have COVID indicated as a cause of death on their death certificate but have not had a positive diagnostic laboratory test.

The number of probable cases can change daily based on information obtained through the health department investigation. Probable cases can be re-classified as a confirmed case or determined to not be a case.

CASES AND DEATHS BY COUNTY 2020-12-05

Updated	COUNTY	ConfirmedCases	ConfirmedDeaths	ProbableCases	ProbableDeaths
2020/12/05 13:52:54	Alcona	206	6	51	0
2020/12/05 13:52:54	Alger	167	1	81	1
2020/12/05 13:52:54	Allegan	4125	33	371	7
2020/12/05 13:52:54	Alpena	739	17	88	0
2020/12/05 13:52:54	Antrim	446	6	51	0
2020/12/05 13:52:54	Arenac	448	19	47	0
2020/12/05 13:52:54	Baraga	424	24	80	0
2020/12/05 13:52:54	Barry	2287	15	155	1
2020/12/05 13:52:54	Bay	4800	119	169	0
2020/12/05 13:52:54	Benzie	450	8	51	0
2020/12/05 13:52:54	Berrien	6998	121	488	6
2020/12/05 13:52:54	Branch	2286	39	219	2
2020/12/05 13:52:54	Calhoun	5829	125	713	5
2020/12/05 13:52:54	Cass	2246	31	203	0
2020/12/05 13:52:54	Charlevoix	602	7	87	0
2020/12/05 13:52:54	Cheboygan	512	22	59	0
2020/12/05 13:52:54	Chippewa	404	6	537	1
2020/12/05 13:52:54	Clare	787	26	89	0
2020/12/05 13:52:54	Clinton	2901	27	198	0
2020/12/05 13:52:54	Crawford	365	5	23	0
2020/12/05 13:52:54	Delta	2303	52	323	12
2020/12/05 13:52:54	Dickinson	1768	46	116	10
2020/12/05 13:52:54	Eaton	3387	51	198	1
2020/12/05 13:52:54	Emmet	952	28	92	0
2020/12/05 13:52:54	Genesee	14667	434	2027	29
2020/12/05 13:52:54	Gladwin	803	13	121	1
2020/12/05 13:52:54	Gogebic	620	11	246	13
2020/12/05 13:52:54	Grand Traverse	2002	24	207	0
2020/12/05 13:52:54	Gratiot	1692	40	122	0
2020/12/05 13:52:54	Hillsdale	1795	41	121	2
2020/12/05 13:52:54	Houghton	1371	14	311	3
2020/12/05 13:52:54	Huron	857	16	134	0
2020/12/05 13:52:54	Ingham	9759	128	181	0
2020/12/05 13:52:54	Ionia	2697	24	48	0
2020/12/05 13:52:54	Iosco	766	29	99	1
2020/12/05 13:52:54	Iron	715	31	37	5
2020/12/05 13:52:54	Isabella	2459	25	261	0
2020/12/05 13:52:54	Jackson	5806	107	91	2
2020/12/05 13:52:54	Kalamazoo	8928	172	1310	9
2020/12/05 13:52:54	Kalkaska	367	7	28	0
2020/12/05 13:52:54	Kent	34336	391	1847	9
2020/12/05 13:52:54	Keweenaw	62	1	13	1
2020/12/05 13:52:54	Lake	219	6	5	0
2020/12/05 13:52:54	Lapeer	2648	63	313	1
2020/12/05 13:52:54	Leelanau	384	3	40	0
2020/12/05 13:52:54	Lenawee	2891	32	104	1
2020/12/05 13:52:54	Livingston	5751	51	512	1

2020/12/05 13:52:54	Luce	122	0	55	0
2020/12/05 13:52:54	Mackinac	231	1	93	0
2020/12/05 13:52:54	Macomb	39503	1278	1773	58
2020/12/05 13:52:54	Manistee	419	8	19	0
2020/12/05 13:52:54	Marquette	2784	33	331	1
2020/12/05 13:52:54	Mason	629	12	48	0
2020/12/05 13:52:54	Mecosta	1303	11	54	0
2020/12/05 13:52:54	Menominee	1260	19	150	0
2020/12/05 13:52:54	Midland	2820	29	434	2
2020/12/05 13:52:54	Missaukee	296	4	22	0
2020/12/05 13:52:54	Monroe	5462	94	514	2
2020/12/05 13:52:54	Montcalm	2138	32	135	0
2020/12/05 13:52:54	Montmorency	203	2	17	0
2020/12/05 13:52:54	Muskegon	7851	194	155	1
2020/12/05 13:52:54	Newaygo	1782	20	47	1
2020/12/05 13:52:54	Oakland	44649	1353	5944	61
2020/12/05 13:52:54	Oceana	1277	25	51	0
2020/12/05 13:52:54	Ogemaw	575	17	82	0
2020/12/05 13:52:54	Ontonagon	264	14	28	1
2020/12/05 13:52:54	Osceola	561	11	62	0
2020/12/05 13:52:54	Oscoda	198	10	34	0
2020/12/05 13:52:54	Otsego	733	18	96	1
2020/12/05 13:52:54	Ottawa	14514	160	793	18
2020/12/05 13:52:54	Presque Isle	310	3	27	1
2020/12/05 13:52:54	Roscommon	644	19	92	0
2020/12/05 13:52:54	Saginaw	9202	266	408	6
2020/12/05 13:52:54	Sanilac	1011	23	31	1
2020/12/05 13:52:54	Schoolcraft	178	1	10	1
2020/12/05 13:52:54	Shiawassee	2229	48	57	1
2020/12/05 13:52:54	St Clair	4633	103	627	3
2020/12/05 13:52:54	St Joseph	2560	35	264	2
2020/12/05 13:52:54	Tuscola	1784	61	157	0
2020/12/05 13:52:54	Van Buren	3034	51	155	2
2020/12/05 13:52:54	Washtenaw	9875	141	1018	2
2020/12/05 13:52:54	Wayne	43890	1528	3084	61
2020/12/05 13:52:54	Wexford	717	18	31	0
2020/12/05 13:52:54	MDOC	15388	97	326	0
2020/12/05 13:52:54	FCI	198	5	5	0
2020/12/05 13:52:54	Out-of-State	1116	7	38	1
2020/12/05 13:52:54	Unknown	3	0	12	0
2020/12/05 13:52:54	Detroit City	21663	1606	1594	116

PUBLIC USE DATASETS

Cases by Demographics Statewide

README

Includes the total number of confirmed and probable cases and confirmed and probable deaths to date by demographic characteristics

Confirmed cases only include individuals who have had a positive diagnostic laboratory test for COVID-19.

Probable cases include individuals who have symptoms consistent with COVID-19 and an epidemiologic link to a confirmed case or a positive serology (antibody) test, but do not have a positive diagnostic laboratory test for COVID-19 and individuals with a positive serology (antibody) test for COVID-19 and an epidemiologic link to a confirmed case.

Confirmed deaths include individuals who meet one or more of the following conditions: 1) Have been identified as a confirmed case and classified as deceased as a result of a case investigation in the Michigan Disease Surveillance System (MDSS). MDSS is the database used by state and local health department to monitor reportable diseases like COVID-19; 2) have been identified as a confirmed case in MDSS had have a death certificate with COVID-19 listed as a cause of death; 3) have been identified as a confirmed case in MDSS and die within 30 days of onset of COVID-19 infection and have a death certificate which classifies their manner death as 'natural'.

Probable deaths include individuals who have COVID indicated as a cause of death on their death certificate but have not had a positive diagnostic laboratory test.

The number of probable cases can change daily based on information obtained through the health department investigation. Probable cases can be re-classified as a confirmed case or determined to not be a case.

Data is suppressed when the number of cases or deaths in a single category is between one and five to protect the confidentiality of individuals.

CASES BY DEMOGRAPHICS STATEWIDE 2020-12-05

CASE_STATUS	AgeCat	RaceCat	SEX	Cases	Deaths
Confirmed	0-9	American Indian/Alaska Native	Female	37	0
Confirmed	10-19	American Indian/Alaska Native	Female	122	0
Confirmed	20-29	American Indian/Alaska Native	Female	224	0
Confirmed	30-39	American Indian/Alaska Native	Female	172	Suppressed
Confirmed	40-49	American Indian/Alaska Native	Female	146	0
Confirmed	50-59	American Indian/Alaska Native	Female	151	0
Confirmed	60-69	American Indian/Alaska Native	Female	94	Suppressed
Confirmed	70-79	American Indian/Alaska Native	Female	59	6
Confirmed	80+	American Indian/Alaska Native	Female	23	Suppressed
Confirmed	Unknown	American Indian/Alaska Native	Female	0	0
Confirmed	0-9	Asian/Pacific Islander	Female	80	0
Confirmed	10-19	Asian/Pacific Islander	Female	296	0
Confirmed	20-29	Asian/Pacific Islander	Female	629	0
Confirmed	30-39	Asian/Pacific Islander	Female	559	0
Confirmed	40-49	Asian/Pacific Islander	Female	505	0
Confirmed	50-59	Asian/Pacific Islander	Female	445	Suppressed
Confirmed	60-69	Asian/Pacific Islander	Female	243	Suppressed
Confirmed	70-79	Asian/Pacific Islander	Female	118	12
Confirmed	80+	Asian/Pacific Islander	Female	91	28
Confirmed	Unknown	Asian/Pacific Islander	Female	0	0
Confirmed	0-9	Black/African American	Female	429	Suppressed
Confirmed	10-19	Black/African American	Female	1261	Suppressed
Confirmed	20-29	Black/African American	Female	4031	7
Confirmed	30-39	Black/African American	Female	3724	10
Confirmed	40-49	Black/African American	Female	3394	57
Confirmed	50-59	Black/African American	Female	3218	122
Confirmed	60-69	Black/African American	Female	2824	252
Confirmed	70-79	Black/African American	Female	1761	349
Confirmed	80+	Black/African American	Female	1296	473
Confirmed	Unknown	Black/African American	Female	8	0
Confirmed	0-9	Multiple Races	Female	259	0
Confirmed	10-19	Multiple Races	Female	996	Suppressed
Confirmed	20-29	Multiple Races	Female	1726	0
Confirmed	30-39	Multiple Races	Female	1260	0
Confirmed	40-49	Multiple Races	Female	1338	Suppressed
Confirmed	50-59	Multiple Races	Female	1413	Suppressed
Confirmed	60-69	Multiple Races	Female	1029	7
Confirmed	70-79	Multiple Races	Female	551	20
Confirmed	80+	Multiple Races	Female	384	42
Confirmed	Unknown	Multiple Races	Female	7	0
Confirmed	0-9	Other	Female	462	0
Confirmed	10-19	Other	Female	1364	0
Confirmed	20-29	Other	Female	2563	0
Confirmed	30-39	Other	Female	1922	Suppressed
Confirmed	40-49	Other	Female	1832	Suppressed
Confirmed	50-59	Other	Female	1392	8
Confirmed	60-69	Other	Female	885	20

Confirmed	70-79	Other	Female	479	26
Confirmed	80+	Other	Female	365	46
Confirmed	Unknown	Other	Female	6	0
Confirmed	0-9	Unknown	Female	839	0
Confirmed	10-19	Unknown	Female	3439	0
Confirmed	20-29	Unknown	Female	8134	Suppressed
Confirmed	30-39	Unknown	Female	6426	0
Confirmed	40-49	Unknown	Female	6778	6
Confirmed	50-59	Unknown	Female	7131	12
Confirmed	60-69	Unknown	Female	4493	32
Confirmed	70-79	Unknown	Female	2136	41
Confirmed	80+	Unknown	Female	1803	116
Confirmed	Unknown	Unknown	Female	88	0
Confirmed	0-9	White	Female	2570	0
Confirmed	10-19	White	Female	11286	0
Confirmed	20-29	White	Female	21850	7
Confirmed	30-39	White	Female	15363	16
Confirmed	40-49	White	Female	15509	31
Confirmed	50-59	White	Female	17123	106
Confirmed	60-69	White	Female	13543	307
Confirmed	70-79	White	Female	8982	642
Confirmed	80+	White	Female	8084	1773
Confirmed	Unknown	White	Female	56	0
Confirmed	0-9	American Indian/Alaska Native	Male	34	0
Confirmed	10-19	American Indian/Alaska Native	Male	93	0
Confirmed	20-29	American Indian/Alaska Native	Male	159	0
Confirmed	30-39	American Indian/Alaska Native	Male	146	0
Confirmed	40-49	American Indian/Alaska Native	Male	141	0
Confirmed	50-59	American Indian/Alaska Native	Male	137	Suppressed
Confirmed	60-69	American Indian/Alaska Native	Male	107	11
Confirmed	70-79	American Indian/Alaska Native	Male	53	10
Confirmed	80+	American Indian/Alaska Native	Male	18	Suppressed
Confirmed	Unknown	American Indian/Alaska Native	Male	0	0
Confirmed	0-9	Asian/Pacific Islander	Male	109	0
Confirmed	10-19	Asian/Pacific Islander	Male	261	0
Confirmed	20-29	Asian/Pacific Islander	Male	696	0
Confirmed	30-39	Asian/Pacific Islander	Male	539	0
Confirmed	40-49	Asian/Pacific Islander	Male	452	Suppressed
Confirmed	50-59	Asian/Pacific Islander	Male	408	Suppressed
Confirmed	60-69	Asian/Pacific Islander	Male	259	17
Confirmed	70-79	Asian/Pacific Islander	Male	112	23
Confirmed	80+	Asian/Pacific Islander	Male	65	19
Confirmed	Unknown	Asian/Pacific Islander	Male	0	0
Confirmed	0-9	Black/African American	Male	461	0
Confirmed	10-19	Black/African American	Male	1182	Suppressed
Confirmed	20-29	Black/African American	Male	4059	12
Confirmed	30-39	Black/African American	Male	4241	29
Confirmed	40-49	Black/African American	Male	3997	82
Confirmed	50-59	Black/African American	Male	3953	215
Confirmed	60-69	Black/African American	Male	3168	379

Confirmed	70-79	Black/African American	Male	1735	460
Confirmed	80+	Black/African American	Male	789	333
Confirmed	Unknown	Black/African American	Male	Suppressed	0
Confirmed	0-9	Multiple Races	Male	305	Suppressed
Confirmed	10-19	Multiple Races	Male	970	0
Confirmed	20-29	Multiple Races	Male	1408	0
Confirmed	30-39	Multiple Races	Male	994	0
Confirmed	40-49	Multiple Races	Male	1066	Suppressed
Confirmed	50-59	Multiple Races	Male	1125	9
Confirmed	60-69	Multiple Races	Male	923	25
Confirmed	70-79	Multiple Races	Male	512	21
Confirmed	80+	Multiple Races	Male	231	31
Confirmed	Unknown	Multiple Races	Male	Suppressed	0
Confirmed	0-9	Other	Male	507	0
Confirmed	10-19	Other	Male	1351	0
Confirmed	20-29	Other	Male	2698	Suppressed
Confirmed	30-39	Other	Male	2062	Suppressed
Confirmed	40-49	Other	Male	1930	10
Confirmed	50-59	Other	Male	1617	12
Confirmed	60-69	Other	Male	944	43
Confirmed	70-79	Other	Male	482	41
Confirmed	80+	Other	Male	206	27
Confirmed	Unknown	Other	Male	Suppressed	0
Confirmed	0-9	Unknown	Male	905	0
Confirmed	10-19	Unknown	Male	3313	0
Confirmed	20-29	Unknown	Male	8232	0
Confirmed	30-39	Unknown	Male	6820	Suppressed
Confirmed	40-49	Unknown	Male	6289	14
Confirmed	50-59	Unknown	Male	7047	19
Confirmed	60-69	Unknown	Male	4437	39
Confirmed	70-79	Unknown	Male	1943	73
Confirmed	80+	Unknown	Male	979	88
Confirmed	Unknown	Unknown	Male	94	0
Confirmed	0-9	White	Male	2754	0
Confirmed	10-19	White	Male	9952	0
Confirmed	20-29	White	Male	18183	9
Confirmed	30-39	White	Male	14218	18
Confirmed	40-49	White	Male	14300	61
Confirmed	50-59	White	Male	16609	196
Confirmed	60-69	White	Male	14065	475
Confirmed	70-79	White	Male	9168	951
Confirmed	80+	White	Male	5420	1471
Confirmed	Unknown	White	Male	47	0
Confirmed	0-9	American Indian/Alaska Native	Unknown	0	0
Confirmed	10-19	American Indian/Alaska Native	Unknown	Suppressed	0
Confirmed	20-29	American Indian/Alaska Native	Unknown	0	0
Confirmed	30-39	American Indian/Alaska Native	Unknown	Suppressed	0
Confirmed	40-49	American Indian/Alaska Native	Unknown	0	0
Confirmed	50-59	American Indian/Alaska Native	Unknown	Suppressed	0
Confirmed	60-69	American Indian/Alaska Native	Unknown	0	0

Confirmed	70-79	American Indian/Alaska Native	Unknown	0	0
Confirmed	80+	American Indian/Alaska Native	Unknown	0	0
Confirmed	Unknown	American Indian/Alaska Native	Unknown	0	0
Confirmed	0-9	Asian/Pacific Islander	Unknown	0	0
Confirmed	10-19	Asian/Pacific Islander	Unknown	Suppressed	0
Confirmed	20-29	Asian/Pacific Islander	Unknown	Suppressed	0
Confirmed	30-39	Asian/Pacific Islander	Unknown	Suppressed	0
Confirmed	40-49	Asian/Pacific Islander	Unknown	Suppressed	0
Confirmed	50-59	Asian/Pacific Islander	Unknown	Suppressed	0
Confirmed	60-69	Asian/Pacific Islander	Unknown	0	0
Confirmed	70-79	Asian/Pacific Islander	Unknown	0	0
Confirmed	80+	Asian/Pacific Islander	Unknown	0	0
Confirmed	Unknown	Asian/Pacific Islander	Unknown	0	0
Confirmed	0-9	Black/African American	Unknown	Suppressed	0
Confirmed	10-19	Black/African American	Unknown	9	0
Confirmed	20-29	Black/African American	Unknown	20	0
Confirmed	30-39	Black/African American	Unknown	15	0
Confirmed	40-49	Black/African American	Unknown	14	0
Confirmed	50-59	Black/African American	Unknown	14	0
Confirmed	60-69	Black/African American	Unknown	6	0
Confirmed	70-79	Black/African American	Unknown	Suppressed	0
Confirmed	80+	Black/African American	Unknown	Suppressed	0
Confirmed	Unknown	Black/African American	Unknown	0	0
Confirmed	0-9	Multiple Races	Unknown	Suppressed	0
Confirmed	10-19	Multiple Races	Unknown	6	0
Confirmed	20-29	Multiple Races	Unknown	14	0
Confirmed	30-39	Multiple Races	Unknown	10	0
Confirmed	40-49	Multiple Races	Unknown	11	0
Confirmed	50-59	Multiple Races	Unknown	9	0
Confirmed	60-69	Multiple Races	Unknown	6	0
Confirmed	70-79	Multiple Races	Unknown	Suppressed	0
Confirmed	80+	Multiple Races	Unknown	Suppressed	0
Confirmed	Unknown	Multiple Races	Unknown	Suppressed	0
Confirmed	0-9	Other	Unknown	Suppressed	0
Confirmed	10-19	Other	Unknown	7	0
Confirmed	20-29	Other	Unknown	13	0
Confirmed	30-39	Other	Unknown	14	0
Confirmed	40-49	Other	Unknown	17	0
Confirmed	50-59	Other	Unknown	Suppressed	0
Confirmed	60-69	Other	Unknown	8	0
Confirmed	70-79	Other	Unknown	Suppressed	0
Confirmed	80+	Other	Unknown	Suppressed	0
Confirmed	Unknown	Other	Unknown	Suppressed	0
Confirmed	0-9	Unknown	Unknown	29	0
Confirmed	10-19	Unknown	Unknown	137	0
Confirmed	20-29	Unknown	Unknown	272	0
Confirmed	30-39	Unknown	Unknown	151	0
Confirmed	40-49	Unknown	Unknown	199	0
Confirmed	50-59	Unknown	Unknown	182	0
Confirmed	60-69	Unknown	Unknown	103	0

Confirmed	70-79	Unknown	Unknown	38	Suppressed
Confirmed	80+	Unknown	Unknown	54	0
Confirmed	Unknown	Unknown	Unknown	19	0
Confirmed	0-9	White	Unknown	6	0
Confirmed	10-19	White	Unknown	55	0
Confirmed	20-29	White	Unknown	71	0
Confirmed	30-39	White	Unknown	44	0
Confirmed	40-49	White	Unknown	36	0
Confirmed	50-59	White	Unknown	31	0
Confirmed	60-69	White	Unknown	40	0
Confirmed	70-79	White	Unknown	18	0
Confirmed	80+	White	Unknown	12	0
Confirmed	Unknown	White	Unknown	Suppressed	0
Probable	0-9	American Indian/Alaska Native	Female	12	0
Probable	10-19	American Indian/Alaska Native	Female	21	0
Probable	20-29	American Indian/Alaska Native	Female	29	0
Probable	30-39	American Indian/Alaska Native	Female	15	0
Probable	40-49	American Indian/Alaska Native	Female	18	0
Probable	50-59	American Indian/Alaska Native	Female	14	0
Probable	60-69	American Indian/Alaska Native	Female	11	0
Probable	70-79	American Indian/Alaska Native	Female	Suppressed	0
Probable	80+	American Indian/Alaska Native	Female	Suppressed	0
Probable	Unknown	American Indian/Alaska Native	Female	Suppressed	0
Probable	0-9	Asian/Pacific Islander	Female	12	0
Probable	10-19	Asian/Pacific Islander	Female	23	0
Probable	20-29	Asian/Pacific Islander	Female	45	0
Probable	30-39	Asian/Pacific Islander	Female	26	0
Probable	40-49	Asian/Pacific Islander	Female	21	0
Probable	50-59	Asian/Pacific Islander	Female	24	0
Probable	60-69	Asian/Pacific Islander	Female	11	Suppressed
Probable	70-79	Asian/Pacific Islander	Female	6	0
Probable	80+	Asian/Pacific Islander	Female	Suppressed	0
Probable	Unknown	Asian/Pacific Islander	Female	Suppressed	0
Probable	0-9	Black/African American	Female	48	0
Probable	10-19	Black/African American	Female	81	0
Probable	20-29	Black/African American	Female	199	0
Probable	30-39	Black/African American	Female	170	0
Probable	40-49	Black/African American	Female	176	Suppressed
Probable	50-59	Black/African American	Female	184	8
Probable	60-69	Black/African American	Female	138	12
Probable	70-79	Black/African American	Female	59	13
Probable	80+	Black/African American	Female	41	25
Probable	Unknown	Black/African American	Female	13	0
Probable	0-9	Multiple Races	Female	44	0
Probable	10-19	Multiple Races	Female	86	0
Probable	20-29	Multiple Races	Female	108	0
Probable	30-39	Multiple Races	Female	61	0
Probable	40-49	Multiple Races	Female	83	0
Probable	50-59	Multiple Races	Female	74	0
Probable	60-69	Multiple Races	Female	57	0

Probable	70-79	Multiple Races	Female	24	0
Probable	80+	Multiple Races	Female	17	Suppressed
Probable	Unknown	Multiple Races	Female	23	0
Probable	0-9	Other	Female	44	0
Probable	10-19	Other	Female	94	0
Probable	20-29	Other	Female	121	0
Probable	30-39	Other	Female	90	0
Probable	40-49	Other	Female	98	0
Probable	50-59	Other	Female	50	Suppressed
Probable	60-69	Other	Female	30	Suppressed
Probable	70-79	Other	Female	17	0
Probable	80+	Other	Female	7	0
Probable	Unknown	Other	Female	9	0
Probable	0-9	Unknown	Female	129	0
Probable	10-19	Unknown	Female	490	0
Probable	20-29	Unknown	Female	993	0
Probable	30-39	Unknown	Female	669	0
Probable	40-49	Unknown	Female	754	0
Probable	50-59	Unknown	Female	779	Suppressed
Probable	60-69	Unknown	Female	562	Suppressed
Probable	70-79	Unknown	Female	219	0
Probable	80+	Unknown	Female	156	9
Probable	Unknown	Unknown	Female	657	0
Probable	0-9	White	Female	480	0
Probable	10-19	White	Female	1127	0
Probable	20-29	White	Female	1448	0
Probable	30-39	White	Female	974	0
Probable	40-49	White	Female	1070	Suppressed
Probable	50-59	White	Female	1094	8
Probable	60-69	White	Female	722	19
Probable	70-79	White	Female	394	30
Probable	80+	White	Female	460	86
Probable	Unknown	White	Female	194	0
Probable	0-9	American Indian/Alaska Native	Male	9	0
Probable	10-19	American Indian/Alaska Native	Male	25	0
Probable	20-29	American Indian/Alaska Native	Male	26	0
Probable	30-39	American Indian/Alaska Native	Male	16	0
Probable	40-49	American Indian/Alaska Native	Male	19	0
Probable	50-59	American Indian/Alaska Native	Male	16	0
Probable	60-69	American Indian/Alaska Native	Male	8	Suppressed
Probable	70-79	American Indian/Alaska Native	Male	0	0
Probable	80+	American Indian/Alaska Native	Male	Suppressed	Suppressed
Probable	Unknown	American Indian/Alaska Native	Male	Suppressed	0
Probable	0-9	Asian/Pacific Islander	Male	19	0
Probable	10-19	Asian/Pacific Islander	Male	18	0
Probable	20-29	Asian/Pacific Islander	Male	40	0
Probable	30-39	Asian/Pacific Islander	Male	33	0
Probable	40-49	Asian/Pacific Islander	Male	15	0
Probable	50-59	Asian/Pacific Islander	Male	15	Suppressed
Probable	60-69	Asian/Pacific Islander	Male	6	0

Probable	70-79	Asian/Pacific Islander	Male	Suppressed	Suppressed
Probable	80+	Asian/Pacific Islander	Male	Suppressed	Suppressed
Probable	Unknown	Asian/Pacific Islander	Male	Suppressed	0
Probable	0-9	Black/African American	Male	48	0
Probable	10-19	Black/African American	Male	85	0
Probable	20-29	Black/African American	Male	166	0
Probable	30-39	Black/African American	Male	157	0
Probable	40-49	Black/African American	Male	138	8
Probable	50-59	Black/African American	Male	152	8
Probable	60-69	Black/African American	Male	125	21
Probable	70-79	Black/African American	Male	56	27
Probable	80+	Black/African American	Male	24	15
Probable	Unknown	Black/African American	Male	7	0
Probable	0-9	Multiple Races	Male	47	0
Probable	10-19	Multiple Races	Male	88	0
Probable	20-29	Multiple Races	Male	100	0
Probable	30-39	Multiple Races	Male	58	0
Probable	40-49	Multiple Races	Male	74	Suppressed
Probable	50-59	Multiple Races	Male	62	0
Probable	60-69	Multiple Races	Male	42	0
Probable	70-79	Multiple Races	Male	19	0
Probable	80+	Multiple Races	Male	6	Suppressed
Probable	Unknown	Multiple Races	Male	32	0
Probable	0-9	Other	Male	35	0
Probable	10-19	Other	Male	92	0
Probable	20-29	Other	Male	116	0
Probable	30-39	Other	Male	101	0
Probable	40-49	Other	Male	101	0
Probable	50-59	Other	Male	56	0
Probable	60-69	Other	Male	32	Suppressed
Probable	70-79	Other	Male	12	Suppressed
Probable	80+	Other	Male	Suppressed	0
Probable	Unknown	Other	Male	8	0
Probable	0-9	Unknown	Male	151	0
Probable	10-19	Unknown	Male	495	0
Probable	20-29	Unknown	Male	873	0
Probable	30-39	Unknown	Male	684	Suppressed
Probable	40-49	Unknown	Male	600	Suppressed
Probable	50-59	Unknown	Male	656	0
Probable	60-69	Unknown	Male	405	Suppressed
Probable	70-79	Unknown	Male	178	Suppressed
Probable	80+	Unknown	Male	92	11
Probable	Unknown	Unknown	Male	515	0
Probable	0-9	White	Male	472	0
Probable	10-19	White	Male	976	0
Probable	20-29	White	Male	1222	Suppressed
Probable	30-39	White	Male	799	Suppressed
Probable	40-49	White	Male	832	Suppressed
Probable	50-59	White	Male	876	10
Probable	60-69	White	Male	652	22

Probable	70-79	White	Male	359	32
Probable	80+	White	Male	265	58
Probable	Unknown	White	Male	149	0
Probable	0-9	American Indian/Alaska Native	Unknown	0	0
Probable	10-19	American Indian/Alaska Native	Unknown	0	0
Probable	20-29	American Indian/Alaska Native	Unknown	Suppressed	0
Probable	30-39	American Indian/Alaska Native	Unknown	0	0
Probable	40-49	American Indian/Alaska Native	Unknown	0	0
Probable	50-59	American Indian/Alaska Native	Unknown	0	0
Probable	60-69	American Indian/Alaska Native	Unknown	0	0
Probable	70-79	American Indian/Alaska Native	Unknown	0	0
Probable	80+	American Indian/Alaska Native	Unknown	0	0
Probable	Unknown	American Indian/Alaska Native	Unknown	0	0
Probable	0-9	Asian/Pacific Islander	Unknown	0	0
Probable	10-19	Asian/Pacific Islander	Unknown	0	0
Probable	20-29	Asian/Pacific Islander	Unknown	Suppressed	0
Probable	30-39	Asian/Pacific Islander	Unknown	Suppressed	0
Probable	40-49	Asian/Pacific Islander	Unknown	Suppressed	0
Probable	50-59	Asian/Pacific Islander	Unknown	0	0
Probable	60-69	Asian/Pacific Islander	Unknown	0	0
Probable	70-79	Asian/Pacific Islander	Unknown	0	0
Probable	80+	Asian/Pacific Islander	Unknown	0	0
Probable	Unknown	Asian/Pacific Islander	Unknown	0	0
Probable	0-9	Black/African American	Unknown	0	0
Probable	10-19	Black/African American	Unknown	0	0
Probable	20-29	Black/African American	Unknown	Suppressed	0
Probable	30-39	Black/African American	Unknown	Suppressed	0
Probable	40-49	Black/African American	Unknown	Suppressed	0
Probable	50-59	Black/African American	Unknown	Suppressed	0
Probable	60-69	Black/African American	Unknown	Suppressed	0
Probable	70-79	Black/African American	Unknown	Suppressed	0
Probable	80+	Black/African American	Unknown	0	0
Probable	Unknown	Black/African American	Unknown	Suppressed	0
Probable	0-9	Multiple Races	Unknown	Suppressed	0
Probable	10-19	Multiple Races	Unknown	Suppressed	0
Probable	20-29	Multiple Races	Unknown	9	0
Probable	30-39	Multiple Races	Unknown	Suppressed	0
Probable	40-49	Multiple Races	Unknown	0	0
Probable	50-59	Multiple Races	Unknown	Suppressed	0
Probable	60-69	Multiple Races	Unknown	Suppressed	0
Probable	70-79	Multiple Races	Unknown	0	0
Probable	80+	Multiple Races	Unknown	0	0
Probable	Unknown	Multiple Races	Unknown	7	0
Probable	0-9	Other	Unknown	Suppressed	0
Probable	10-19	Other	Unknown	Suppressed	0
Probable	20-29	Other	Unknown	Suppressed	0
Probable	30-39	Other	Unknown	Suppressed	0
Probable	40-49	Other	Unknown	Suppressed	0
Probable	50-59	Other	Unknown	Suppressed	0
Probable	60-69	Other	Unknown	Suppressed	0

Probable	70-79	Other	Unknown	0	0
Probable	80+	Other	Unknown	0	0
Probable	Unknown	Other	Unknown	Suppressed	0
Probable	0-9	Unknown	Unknown	38	0
Probable	10-19	Unknown	Unknown	88	0
Probable	20-29	Unknown	Unknown	195	0
Probable	30-39	Unknown	Unknown	154	0
Probable	40-49	Unknown	Unknown	179	0
Probable	50-59	Unknown	Unknown	159	0
Probable	60-69	Unknown	Unknown	107	0
Probable	70-79	Unknown	Unknown	51	Suppressed
Probable	80+	Unknown	Unknown	12	0
Probable	Unknown	Unknown	Unknown	894	0
Probable	0-9	White	Unknown	12	0
Probable	10-19	White	Unknown	25	0
Probable	20-29	White	Unknown	15	0
Probable	30-39	White	Unknown	7	0
Probable	40-49	White	Unknown	17	0
Probable	50-59	White	Unknown	19	0
Probable	60-69	White	Unknown	Suppressed	0
Probable	70-79	White	Unknown	Suppressed	0
Probable	80+	White	Unknown	Suppressed	0
Probable	Unknown	White	Unknown	17	0

PUBLIC USE DATASETS

COVID-19 Tests by County

README

Data includes tests by type (diagnostic, serology or total combined) by county.

Diagnostic tests are used to find current infection and look for genes or proteins from the severe acute respiratory syndrome coronavirus 2 (SARS-CoV-2), the virus that causes COVID-19. These tests, which are performed as nasal swabs, include: Nucleic acid amplification test/real-time polymerase chain reaction (NAAT/RT-PCR) test and rapid virus antigen detection point of care (POC) tests.

Serology tests are used to look for the possibility of previous infection. Serology tests look for antibodies to SARS-CoV-2 in the blood. There are currently two types of serology tests: the enzyme-linked immunosorbent assay (ELISA) test and the rapid antibody detection POC test. Serology tests do not diagnose disease and do not guarantee immunity, but might provide information about previous infection.

Correctional includes state and federal prisons and county and city detection facilities. Testing data represents total tests performed, not individuals tested. A single individual may have more than one test completed.

COVID-19 TESTS BY COUNTY 2020-12-05

Updated	COUNTY	TestType	Count	RatePerMillion
2020/12/05 13:52:59	Alcona	Diagnostic	3622	348102
2020/12/05 13:52:59	Alcona	Serology	90	8650
2020/12/05 13:52:59	Alcona	Total	3712	356752
2020/12/05 13:52:59	Alger	Diagnostic	4097	449824
2020/12/05 13:52:59	Alger	Serology	214	23496
2020/12/05 13:52:59	Alger	Total	4311	473320
2020/12/05 13:52:59	Allegan	Serology	1616	13686
2020/12/05 13:52:59	Allegan	Diagnostic	63363	536606
2020/12/05 13:52:59	Allegan	Total	64979	550292
2020/12/05 13:52:59	Alpena	Diagnostic	7778	273825
2020/12/05 13:52:59	Alpena	Serology	382	13448
2020/12/05 13:52:59	Alpena	Total	8160	287273
2020/12/05 13:52:59	Antrim	Serology	388	16635
2020/12/05 13:52:59	Antrim	Diagnostic	10944	469216
2020/12/05 13:52:59	Antrim	Total	11332	485851
2020/12/05 13:52:59	Arenac	Diagnostic	7764	521669
2020/12/05 13:52:59	Arenac	Serology	255	17134
2020/12/05 13:52:59	Arenac	Total	8019	538803
2020/12/05 13:52:59	Baraga	Diagnostic	4851	590937
2020/12/05 13:52:59	Baraga	Serology	50	6091
2020/12/05 13:52:59	Baraga	Total	4901	597028
2020/12/05 13:52:59	Barry	Serology	1171	19025
2020/12/05 13:52:59	Barry	Diagnostic	31004	503721
2020/12/05 13:52:59	Barry	Total	32175	522746
2020/12/05 13:52:59	Bay	Diagnostic	69267	671673
2020/12/05 13:52:59	Bay	Serology	3614	35045
2020/12/05 13:52:59	Bay	Total	72881	706718
2020/12/05 13:52:59	Benzie	Diagnostic	8275	465777
2020/12/05 13:52:59	Benzie	Serology	358	20151
2020/12/05 13:52:59	Benzie	Total	8633	485928
2020/12/05 13:52:59	Berrien	Diagnostic	131590	857817
2020/12/05 13:52:59	Berrien	Serology	3367	21949
2020/12/05 13:52:59	Berrien	Total	134957	879766
2020/12/05 13:52:59	Branch	Diagnostic	24209	556311
2020/12/05 13:52:59	Branch	Serology	242	5561
2020/12/05 13:52:59	Branch	Total	24451	561872
2020/12/05 13:52:59	Calhoun	Diagnostic	118016	879673
2020/12/05 13:52:59	Calhoun	Serology	1150	8572
2020/12/05 13:52:59	Calhoun	Total	119166	888245
2020/12/05 13:52:59	Cass	Diagnostic	23635	456389
2020/12/05 13:52:59	Cass	Serology	414	7994
2020/12/05 13:52:59	Cass	Total	24049	464383
2020/12/05 13:52:59	Charlevoix	Diagnostic	13454	514631
2020/12/05 13:52:59	Charlevoix	Serology	689	26355
2020/12/05 13:52:59	Charlevoix	Total	14143	540986
2020/12/05 13:52:59	Cheboygan	Diagnostic	8018	317218
2020/12/05 13:52:59	Cheboygan	Serology	352	13926

2020/12/05 13:52:59	Cheboygan	Total	8370	331144
2020/12/05 13:52:59	Chippewa	Diagnostic	11200	299874
2020/12/05 13:52:59	Chippewa	Serology	195	5221
2020/12/05 13:52:59	Chippewa	Total	11395	305095
2020/12/05 13:52:59	Clare	Diagnostic	9336	301648
2020/12/05 13:52:59	Clare	Serology	594	19192
2020/12/05 13:52:59	Clare	Total	9930	320840
2020/12/05 13:52:59	Clinton	Diagnostic	31862	400302
2020/12/05 13:52:59	Clinton	Serology	2934	36862
2020/12/05 13:52:59	Clinton	Total	34796	437163
2020/12/05 13:52:59	Correctional	Serology	13268	
2020/12/05 13:52:59	Correctional	Diagnostic	363952	
2020/12/05 13:52:59	Correctional	Total	377220	
2020/12/05 13:52:59	Crawford	Diagnostic	5527	393970
2020/12/05 13:52:59	Crawford	Serology	190	13543
2020/12/05 13:52:59	Crawford	Total	5717	407513
2020/12/05 13:52:59	Delta	Serology	393	10983
2020/12/05 13:52:59	Delta	Diagnostic	24105	673625
2020/12/05 13:52:59	Delta	Total	24498	684608
2020/12/05 13:52:59	Detroit City	Diagnostic	451058	694145
2020/12/05 13:52:59	Detroit City	Serology	18279	28130
2020/12/05 13:52:59	Detroit City	Total	469337	722275
2020/12/05 13:52:59	Dickinson	Diagnostic	9353	370577
2020/12/05 13:52:59	Dickinson	Serology	85	3368
2020/12/05 13:52:59	Dickinson	Total	9438	373945
2020/12/05 13:52:59	Eaton	Serology	4656	42224
2020/12/05 13:52:59	Eaton	Diagnostic	71338	646951
2020/12/05 13:52:59	Eaton	Total	75994	689175
2020/12/05 13:52:59	Emmet	Diagnostic	17775	531947
2020/12/05 13:52:59	Emmet	Serology	1104	33039
2020/12/05 13:52:59	Emmet	Total	18879	564986
2020/12/05 13:52:59	Genesee	Diagnostic	206669	509272
2020/12/05 13:52:59	Genesee	Serology	13676	33700
2020/12/05 13:52:59	Genesee	Total	220345	542972
2020/12/05 13:52:59	Gladwin	Diagnostic	8709	342214
2020/12/05 13:52:59	Gladwin	Serology	521	20472
2020/12/05 13:52:59	Gladwin	Total	9230	362686
2020/12/05 13:52:59	Gogebic	Diagnostic	13170	942397
2020/12/05 13:52:59	Gogebic	Serology	163	11664
2020/12/05 13:52:59	Gogebic	Total	13333	954061
2020/12/05 13:52:59	Grand Traverse	Diagnostic	46254	496885
2020/12/05 13:52:59	Grand Traverse	Serology	3079	33076
2020/12/05 13:52:59	Grand Traverse	Total	49333	529961
2020/12/05 13:52:59	Gratiot	Diagnostic	31409	771511
2020/12/05 13:52:59	Gratiot	Serology	644	15819
2020/12/05 13:52:59	Gratiot	Total	32053	787330
2020/12/05 13:52:59	Hillsdale	Diagnostic	25602	561386
2020/12/05 13:52:59	Hillsdale	Serology	503	11029
2020/12/05 13:52:59	Hillsdale	Total	26105	572415
2020/12/05 13:52:59	Houghton	Serology	197	5521

2020/12/05 13:52:59	Houghton	Diagnostic	25196	706087
2020/12/05 13:52:59	Houghton	Total	25393	711607
2020/12/05 13:52:59	Huron	Serology	376	12136
2020/12/05 13:52:59	Huron	Diagnostic	17942	579129
2020/12/05 13:52:59	Huron	Total	18318	591266
2020/12/05 13:52:59	Ingham	Serology	15625	53436
2020/12/05 13:52:59	Ingham	Diagnostic	196755	672883
2020/12/05 13:52:59	Ingham	Total	212380	726319
2020/12/05 13:52:59	Ionia	Serology	1489	23015
2020/12/05 13:52:59	Ionia	Diagnostic	42287	653616
2020/12/05 13:52:59	Ionia	Total	43776	676631
2020/12/05 13:52:59	Iosco	Serology	289	11502
2020/12/05 13:52:59	Iosco	Diagnostic	13990	556772
2020/12/05 13:52:59	Iosco	Total	14279	568273
2020/12/05 13:52:59	Iron	Serology	56	5061
2020/12/05 13:52:59	Iron	Diagnostic	15716	1420206
2020/12/05 13:52:59	Iron	Total	15772	1425267
2020/12/05 13:52:59	Isabella	Diagnostic	28543	408504
2020/12/05 13:52:59	Isabella	Serology	797	11407
2020/12/05 13:52:59	Isabella	Total	29340	419911
2020/12/05 13:52:59	Jackson	Diagnostic	132290	834585
2020/12/05 13:52:59	Jackson	Serology	2005	12649
2020/12/05 13:52:59	Jackson	Total	134295	847234
2020/12/05 13:52:59	Kalamazoo	Diagnostic	175122	660673
2020/12/05 13:52:59	Kalamazoo	Serology	4721	17811
2020/12/05 13:52:59	Kalamazoo	Total	179843	678484
2020/12/05 13:52:59	Kalkaska	Diagnostic	10702	593303
2020/12/05 13:52:59	Kalkaska	Serology	357	19792
2020/12/05 13:52:59	Kalkaska	Total	11059	613095
2020/12/05 13:52:59	Kent	Serology	26749	40717
2020/12/05 13:52:59	Kent	Diagnostic	507676	772771
2020/12/05 13:52:59	Kent	Total	534425	813488
2020/12/05 13:52:59	Keweenaw	Diagnostic	1281	605388
2020/12/05 13:52:59	Keweenaw	Serology	21	9924
2020/12/05 13:52:59	Keweenaw	Total	1302	615312
2020/12/05 13:52:59	Lake	Diagnostic	5453	460052
2020/12/05 13:52:59	Lake	Serology	143	12064
2020/12/05 13:52:59	Lake	Total	5596	472117
2020/12/05 13:52:59	Lapeer	Serology	2059	23503
2020/12/05 13:52:59	Lapeer	Diagnostic	39334	448982
2020/12/05 13:52:59	Lapeer	Total	41393	472485
2020/12/05 13:52:59	Leelanau	Diagnostic	8264	379762
2020/12/05 13:52:59	Leelanau	Serology	478	21966
2020/12/05 13:52:59	Leelanau	Total	8742	401728
2020/12/05 13:52:59	Lenawee	Serology	1204	12229
2020/12/05 13:52:59	Lenawee	Diagnostic	58228	591441
2020/12/05 13:52:59	Lenawee	Total	59432	603671
2020/12/05 13:52:59	Livingston	Diagnostic	110776	576973
2020/12/05 13:52:59	Livingston	Serology	5531	28808
2020/12/05 13:52:59	Livingston	Total	116307	605781

2020/12/05 13:52:59	Luce	Diagnostic	3509	563333
2020/12/05 13:52:59	Luce	Serology	39	6261
2020/12/05 13:52:59	Luce	Total	3548	569594
2020/12/05 13:52:59	Mackinac	Diagnostic	5037	466432
2020/12/05 13:52:59	Mackinac	Serology	78	7223
2020/12/05 13:52:59	Mackinac	Total	5115	473655
2020/12/05 13:52:59	Macomb	Diagnostic	473635	541934
2020/12/05 13:52:59	Macomb	Serology	36520	41786
2020/12/05 13:52:59	Macomb	Total	510155	583720
2020/12/05 13:52:59	Manistee	Serology	518	21093
2020/12/05 13:52:59	Manistee	Diagnostic	10416	424139
2020/12/05 13:52:59	Manistee	Total	10934	445232
2020/12/05 13:52:59	Marquette	Diagnostic	73157	1096823
2020/12/05 13:52:59	Marquette	Serology	1037	15547
2020/12/05 13:52:59	Marquette	Total	74194	1112371
2020/12/05 13:52:59	Mason	Diagnostic	18586	637730
2020/12/05 13:52:59	Mason	Serology	677	23229
2020/12/05 13:52:59	Mason	Total	19263	660959
2020/12/05 13:52:59	Mecosta	Serology	630	14498
2020/12/05 13:52:59	Mecosta	Diagnostic	23796	547626
2020/12/05 13:52:59	Mecosta	Total	24426	562125
2020/12/05 13:52:59	Menominee	Diagnostic	13452	590518
2020/12/05 13:52:59	Menominee	Serology	62	2722
2020/12/05 13:52:59	Menominee	Total	13514	593240
2020/12/05 13:52:59	Midland	Serology	3685	44314
2020/12/05 13:52:59	Midland	Diagnostic	29137	350390
2020/12/05 13:52:59	Midland	Total	32822	394704
2020/12/05 13:52:59	Missaukee	Diagnostic	5666	374785
2020/12/05 13:52:59	Missaukee	Serology	255	16867
2020/12/05 13:52:59	Missaukee	Total	5921	391652
2020/12/05 13:52:59	Monroe	Diagnostic	80310	533621
2020/12/05 13:52:59	Monroe	Serology	3247	21575
2020/12/05 13:52:59	Monroe	Total	83557	555196
2020/12/05 13:52:59	Montcalm	Diagnostic	45042	705015
2020/12/05 13:52:59	Montcalm	Serology	1495	23400
2020/12/05 13:52:59	Montcalm	Total	46537	728415
2020/12/05 13:52:59	Montmorency	Diagnostic	3509	376179
2020/12/05 13:52:59	Montmorency	Serology	206	22084
2020/12/05 13:52:59	Montmorency	Total	3715	398263
2020/12/05 13:52:59	Muskegon	Diagnostic	126986	731629
2020/12/05 13:52:59	Muskegon	Serology	2154	12410
2020/12/05 13:52:59	Muskegon	Total	129140	744040
2020/12/05 13:52:59	Newaygo	Diagnostic	26305	537056
2020/12/05 13:52:59	Newaygo	Serology	995	20314
2020/12/05 13:52:59	Newaygo	Total	27300	557370
2020/12/05 13:52:59	Oakland	Serology	79270	63034
2020/12/05 13:52:59	Oakland	Diagnostic	764439	607863
2020/12/05 13:52:59	Oakland	Total	843709	670897
2020/12/05 13:52:59	Oceana	Serology	515	19458
2020/12/05 13:52:59	Oceana	Diagnostic	23577	890807

2020/12/05 13:52:59	Oceana	Total	24092	910266
2020/12/05 13:52:59	Ogemaw	Diagnostic	9304	443111
2020/12/05 13:52:59	Ogemaw	Serology	284	13526
2020/12/05 13:52:59	Ogemaw	Total	9588	456637
2020/12/05 13:52:59	Ontonagon	Diagnostic	5364	937762
2020/12/05 13:52:59	Ontonagon	Serology	48	8392
2020/12/05 13:52:59	Ontonagon	Total	5412	946154
2020/12/05 13:52:59	Osceola	Diagnostic	14530	619352
2020/12/05 13:52:59	Osceola	Serology	507	21611
2020/12/05 13:52:59	Osceola	Total	15037	640963
2020/12/05 13:52:59	Oscoda	Diagnostic	3006	364762
2020/12/05 13:52:59	Oscoda	Serology	149	18080
2020/12/05 13:52:59	Oscoda	Total	3155	382842
2020/12/05 13:52:59	Otsego	Diagnostic	10444	423383
2020/12/05 13:52:59	Otsego	Serology	477	19337
2020/12/05 13:52:59	Otsego	Total	10921	442719
2020/12/05 13:52:59	Ottawa	Diagnostic	219542	752294
2020/12/05 13:52:59	Ottawa	Serology	8169	27992
2020/12/05 13:52:59	Ottawa	Total	227711	780286
2020/12/05 13:52:59	Presque Isle	Diagnostic	5633	447348
2020/12/05 13:52:59	Presque Isle	Serology	259	20569
2020/12/05 13:52:59	Presque Isle	Total	5892	467916
2020/12/05 13:52:59	Roscommon	Diagnostic	11602	483034
2020/12/05 13:52:59	Roscommon	Serology	434	18069
2020/12/05 13:52:59	Roscommon	Total	12036	501103
2020/12/05 13:52:59	Saginaw	Serology	4595	24116
2020/12/05 13:52:59	Saginaw	Diagnostic	145235	762232
2020/12/05 13:52:59	Saginaw	Total	149830	786348
2020/12/05 13:52:59	Sanilac	Diagnostic	26697	648458
2020/12/05 13:52:59	Sanilac	Serology	666	16177
2020/12/05 13:52:59	Sanilac	Total	27363	664634
2020/12/05 13:52:59	Schoolcraft	Diagnostic	3655	451569
2020/12/05 13:52:59	Schoolcraft	Serology	52	6425
2020/12/05 13:52:59	Schoolcraft	Total	3707	457994
2020/12/05 13:52:59	Shiawassee	Serology	1878	27568
2020/12/05 13:52:59	Shiawassee	Diagnostic	41261	605693
2020/12/05 13:52:59	Shiawassee	Total	43139	633261
2020/12/05 13:52:59	St Clair	Diagnostic	81437	511770
2020/12/05 13:52:59	St Clair	Serology	5142	32314
2020/12/05 13:52:59	St Clair	Total	86579	544084
2020/12/05 13:52:59	St Joseph	Diagnostic	34234	561545
2020/12/05 13:52:59	St Joseph	Serology	1060	17387
2020/12/05 13:52:59	St Joseph	Total	35294	578932
2020/12/05 13:52:59	Tuscola	Serology	1085	20768
2020/12/05 13:52:59	Tuscola	Diagnostic	40307	771500
2020/12/05 13:52:59	Tuscola	Total	41392	792267
2020/12/05 13:52:59	Unknown	Diagnostic	270379	
2020/12/05 13:52:59	Unknown	Serology	18791	
2020/12/05 13:52:59	Unknown	Total	289170	
2020/12/05 13:52:59	Van Buren	Diagnostic	58965	779167

2020/12/05 13:52:59	Van Buren	Serology	1026	13558
2020/12/05 13:52:59	Van Buren	Total	59991	792724
2020/12/05 13:52:59	Washtenaw	Serology	12849	34954
2020/12/05 13:52:59	Washtenaw	Diagnostic	299610	815041
2020/12/05 13:52:59	Washtenaw	Total	312459	849995
2020/12/05 13:52:59	Wayne	Diagnostic	770186	697751
2020/12/05 13:52:59	Wayne	Serology	52574	47629
2020/12/05 13:52:59	Wayne	Total	822760	745381
2020/12/05 13:52:59	Wexford	Serology	562	16711
2020/12/05 13:52:59	Wexford	Diagnostic	16666	495555
2020/12/05 13:52:59	Wexford	Total	17228	512265

PUBLIC USE DATASETS

Diagnostic Tests by Result and County

README

Data include diagnostic tests for COVID-19 by date and county.

Diagnostic tests are used to find current infection and look for genes or proteins from the severe acute respiratory syndrome coronavirus 2 (SARS-CoV-2), the virus that causes COVID-19. These tests, which are performed as nasal swabs, include: Nucleic acid amplification test/real-time polymerase chain reaction (NAAT/RT-PCR) test and rapid virus antigen detection point of care (POC) tests.

Correctional includes state and federal prisons and county and city detection facilities. Testing data represents total tests performed, not individuals tested. A single individual may have more than one test completed.

The total number of positive tests may exceed the number of confirmed cases due to 1) a single individual may have more than one test performed; 2) MDHHS may receive data on positive tests in advance of a local health department classifying an individual as a confirmed or probable case, and 3) although efforts have been made to deduplicate testing data, some duplication may occur.

DIAGNOSTIC TESTS BY RESULT AND COUNTY 2020-12-05

MessageDate	COUNTY	Negative	Positive	Total
12/4/2020	Alcona	23	5	28
12/4/2020	Alger	11	1	12
12/4/2020	Allegan	458	83	541
12/4/2020	Alpena	188	19	207
12/4/2020	Antrim	158	9	167
12/4/2020	Arenac	84	15	99
12/4/2020	Baraga	20	0	20
12/4/2020	Barry	222	45	267
12/4/2020	Bay	454	126	580
12/4/2020	Benzie	49	15	64
12/4/2020	Berrien	1025	185	1210
12/4/2020	Branch	258	85	343
12/4/2020	Calhoun	930	117	1047
12/4/2020	Cass	252	42	294
12/4/2020	Charlevoix	84	10	94
12/4/2020	Cheboygan	49	3	52
12/4/2020	Chippewa	91	8	99
12/4/2020	Clare	93	8	101
12/4/2020	Clinton	152	18	170
12/4/2020	Correctional	5738	624	6362
12/4/2020	Crawford	64	7	71
12/4/2020	Delta	133	14	147
12/4/2020	Detroit City	3604	391	3995
12/4/2020	Dickinson	133	19	152
12/4/2020	Eaton	395	73	468
12/4/2020	Emmet	106	11	117
12/4/2020	Genesee	2325	501	2826
12/4/2020	Gladwin	44	4	48
12/4/2020	Gogebic	34	9	43
12/4/2020	Grand Traverse	392	67	459
12/4/2020	Gratiot	97	14	111
12/4/2020	Hillsdale	271	49	320
12/4/2020	Houghton	95	7	102
12/4/2020	Huron	157	34	191
12/4/2020	Ingham	1120	144	1264
12/4/2020	Ionia	401	60	461
12/4/2020	Iosco	147	10	157
12/4/2020	Iron	221	4	225
12/4/2020	Isabella	140	29	169
12/4/2020	Jackson	839	151	990
12/4/2020	Kalamazoo	1681	172	1853
12/4/2020	Kalkaska	41	6	47
12/4/2020	Kent	4195	725	4920
12/4/2020	Keweenaw	9	0	9
12/4/2020	Lake	30	3	33
12/4/2020	Lapeer	503	105	608
12/4/2020	Leelanau	83	9	92

12/4/2020	Lenawee	549	90	639
12/4/2020	Livingston	693	159	852
12/4/2020	Luce	13	1	14
12/4/2020	Mackinac	27	2	29
12/4/2020	Macomb	4311	884	5195
12/4/2020	Manistee	115	20	135
12/4/2020	Marquette	461	63	524
12/4/2020	Mason	209	15	224
12/4/2020	Mecosta	142	16	158
12/4/2020	Menominee	191	8	199
12/4/2020	Midland	318	53	371
12/4/2020	Missaukee	29	2	31
12/4/2020	Monroe	925	171	1096
12/4/2020	Montcalm	434	56	490
12/4/2020	Montmorency	32	7	39
12/4/2020	Muskegon	887	113	1000
12/4/2020	Newaygo	137	25	162
12/4/2020	Oakland	5287	879	6166
12/4/2020	Oceana	92	21	113
12/4/2020	Ogemaw	88	13	101
12/4/2020	Ontonagon	18	3	21
12/4/2020	Osceola	105	5	110
12/4/2020	Oscoda	15	2	17
12/4/2020	Otsego	191	17	208
12/4/2020	Ottawa	1632	291	1923
12/4/2020	Presque Isle	101	12	113
12/4/2020	Roscommon	95	17	112
12/4/2020	Saginaw	1013	347	1360
12/4/2020	Sanilac	302	53	355
12/4/2020	Schoolcraft	6	0	6
12/4/2020	Shiawassee	219	51	270
12/4/2020	St Clair	828	148	976
12/4/2020	St Joseph	478	30	508
12/4/2020	Tuscola	253	64	317
12/4/2020	Unknown	1468	255	1723
12/4/2020	Van Buren	513	62	575
12/4/2020	Washtenaw	1443	209	1652
12/4/2020	Wayne	6105	1169	7274
12/4/2020	Wexford	138	12	150