



Western Michigan University  
ScholarWorks at WMU

---

Cumulative Michigan COVID-19 Data

Michigan COVID-19 State Data

---

12-7-2020

## 2020-12-07\_MichiganOverview\_COVIDstats

Michigan Department of Health & Human Services

Follow this and additional works at: <https://scholarworks.wmich.edu/michigan-covid-data-state-cumulative>

---

### WMU ScholarWorks Citation

Michigan Department of Health & Human Services, "2020-12-07\_MichiganOverview\_COVIDstats" (2020).  
*Cumulative Michigan COVID-19 Data*. 263.

<https://scholarworks.wmich.edu/michigan-covid-data-state-cumulative/263>

This Website is brought to you for free and open access  
by the Michigan COVID-19 State Data at ScholarWorks at  
WMU. It has been accepted for inclusion in Cumulative  
Michigan COVID-19 Data by an authorized administrator  
of ScholarWorks at WMU. For more information, please  
contact [wmu-scholarworks@wmich.edu](mailto:wmu-scholarworks@wmich.edu).



Coronavirus

MI SAFE START

CONTAIN COVID

RESOURCES

PRESS RELEASES

DONATE

VIDEO UPDATES

CORONAVIRUS / MICHIGAN DATA

Michigan Data

- DATA ABOUT PLACES
- LONG TERM CARE FACILITIES
- CORONAVIRUS SYMPTOMS
- CUMULATIVE RECOVERED
- OUTBREAK REPORTING
- SCHOOL-RELATED OUTBREAK REPORTING
- WASTEWATER SURVEILLANCE
- TESTING TURNAROUND TIME

**Note on cases (12/07/20):** Today’s daily case count represents new referrals of confirmed cases to the MDSS since Saturday, December 5th. Over the two days, Sunday and Monday, the average number of new confirmed cases is 4,675 per day.

Current COVID-19 Statewide Data and Modeling Updates

Information on testing, disease trends, outbreaks, hospitalizations, deaths and the virus trajectory.

- December 1, 2020 slide deck.
- November 24, 2020 slide deck.
- November 18, 2020 slide deck. View a live presentation of the Nov. 18 data.

The State of Michigan is working around the clock to test and treat COVID-19 patients. Below is the most recent data healthcare experts across the state have compiled. It is updated Monday - Saturday.

Q



Have questions?  
Chat with Robin

CURRENT STATUS

DAILY CASES

CUMULATIVE TRENDS

DEMOGRAPHICS

TOTAL TESTING

DIAGNOSTIC TESTING

LEARN MORE

View Cases

View Deaths

View Table

Select Preparedness Region:

All

Select County:

All

This report is provisional and subject to change. City of Detroit and Wayne County are reported separately. MDHHS began tracking probable cases April 5, 2020. FCI indicates federal correctional institute. MDOC indicates Michigan Department of Corrections. Diagnostic tests, including nucleic acid amplification/real-time polymerase chain reaction (NAAT/RT-PCR) and rapid virus antigen detection point of care (POC) tests, look for current infection. Serology (antibody) tests are used to look for the possibility of previous infection.

Source: Michigan Disease Surveillance System (MDSS) and Vital Records.

COVID-19 Cases by County

Confirmed cases include individuals with a positive diagnostic test for COVID-19. Probable cases include individuals with COVID-19 symptoms and an epidemiologic link to confirmed COVID-19, but no diagnostic test.

Cases by County

23-361

362-1424

1425-6670

6671-51467

51468+

Michigan

Monday, December 7, 2020

Michigan (Statewide) Case Fatality Rate

2.5%

Current Totals

Case Status	Cases	Deaths
Confirmed	404,386	9,947
Probable	32,014	475
Total	436,400	10,422

Laboratory Testing

Test Type	Tests Performed
Diagnostic	7,136,978
Serology	380,511
Total	7,517,489

Microsoft Power BI

< 1 of 7 >

Cases by Hispanic/Latino Ethnicity

Hispanic/Latino Ethnicity	Percentage of Overall Cases by Ethnicity	Percentage of Deceased Cases by Ethnicity
Hispanic/Latino	5.60%	2.67%
Non-Hispanic Latino	67.19%	84.13%
Unknown	27.21%	13.20%

Totals may not add to 100% due to rounding

Cases by Arab Ethnicity

Arab Ethnicity	Percentage of Overall Cases by Ethnicity	Percentage of Deceased Cases by Ethnicity
Arab	2.76%	1.81%
Non-Arab	46.98%	51.56%
Unknown	50.26%	46.63%

Totals may not add to 100% due to rounding

PUBLIC USE DATASETS 12/07/2020

(Downloadable .xlsx files)

Cases and Deaths by County

Cases and Deaths by County by Date of Onset of Symptoms and Date of Death

Cases by Demographics Statewide

COVID-19 Tests by County

Diagnostic Tests by Result and County

Cumulative Total of Recovered COVID-19 Cases

Cumulative Total of Recovered COVID-19 Cases (as of 12/04/2020): 197,750

**Note on recovery:** Due to the holiday, recovered statistics were calculated on November 25th. During this response, MDHHS is reviewing vital records statistics to identify any laboratory confirmed COVID-19 cases who are 30 days out from their onset of illness to represent recovery status. As the pandemic continues to impact Michigan, this pool will expand to include more cases. Recovered is defined as the number of persons with a confirmed COVID-19 diagnosis who are alive 30 days post-onset (or referral date if onset is not available). The number of persons recovered on December 4, 2020 represents COVID-19 confirmed individuals with an onset date on or prior to November 4, 2020. If an individual dies from a COVID-related cause >30 days from onset/referral, they are removed from the number of persons recovered. These numbers will be updated every Saturday.

Source: Michigan Disease Surveillance System and Vital Records

MICHIGAN.GOV HOME  
ADA  
MICHIGAN NEWS  
POLICIES

https://www.michigan.gov/coronavirus/0,9753,7-406-98163\_98173---,00.html

COPYRIGHT 2020 STATE OF MICHIGAN

2/2

[View Cases](#)[View Deaths](#)[View Table](#)

Select Preparedness Region:

All



Select County:

All



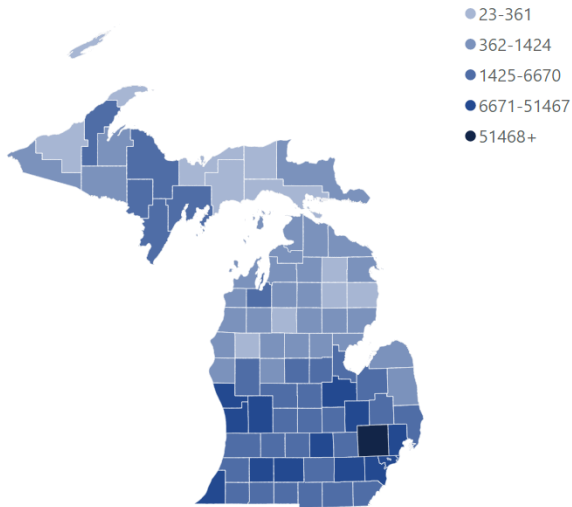
*This report is provisional and subject to change. City of Detroit and Wayne County are reported separately. MDHHS began tracking probable cases April 5, 2020. FCI indicates federal correctional institute. MDOC indicates Michigan Department of Corrections. Diagnostic tests, including nucleic acid amplification/real-time polymerase chain reaction (NAAT/RT-PCR) and rapid virus antigen detection point of care (POC) tests, look for current infection. Serology (antibody) tests are used to look for the possibility of previous infection.*

*Source: Michigan Disease Surveillance System (MDSS) and Vital Records.*

## COVID-19 Cases by County

Confirmed cases include individuals with a positive diagnostic test for COVID-19. Probable cases include individuals with COVID-19 symptoms and an epidemiologic link to confirmed COVID-19, but no diagnostic test.

### Cases by County



## Michigan

Monday, December 7, 2020

### Michigan (Statewide) Case Fatality Rate

2.5%

### Current Totals

Case Status	Cases	Deaths
Confirmed	404,386	9,947
Probable	32,014	475
<b>Total</b>	<b>436,400</b>	<b>10,422</b>

### Laboratory Testing

Test Type	Tests Performed
Diagnostic	7,136,978
Serology	380,511
<b>Total</b>	<b>7,517,489</b>

[View Cases](#)[View Deaths](#)[View Table](#)

Select Preparedness Region:

All

Select County:

All

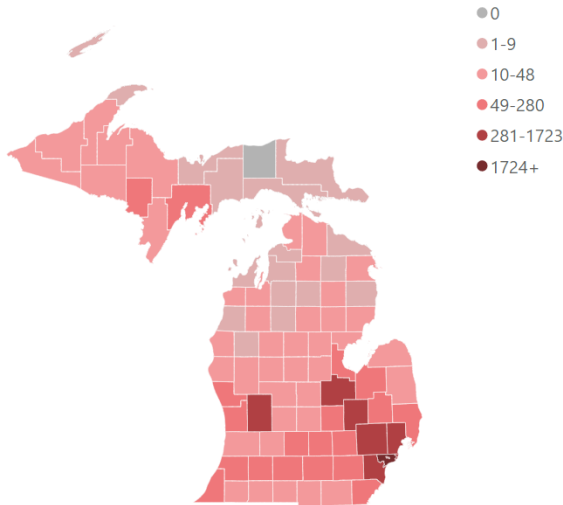
*This report is provisional and subject to change. City of Detroit and Wayne County are reported separately. MDHHS began tracking probable cases April 5, 2020. FCI indicates federal correctional institute. MDOC indicates Michigan Department of Corrections. Diagnostic tests, including nucleic acid amplification/real-time polymerase chain reaction (NAAT/RT-PCR) and rapid virus antigen detection point of care (POC) tests, look for current infection. Serology (antibody) tests are used to look for the possibility of previous infection.*

*Source: Michigan Disease Surveillance System (MDSS) and Vital Records.*

## COVID-19 Deaths by County

Confirmed deaths include individuals who had a confirmed COVID-19 infection and are classified as deceased by the case investigation, have COVID-19 indicated as a cause of death on their death certificate, or who die within 30 days of infection and their manner of death is listed as natural. Probable deaths include individuals who have COVID indicated on their death certificate, but have not had a positive diagnostic test.

### Deaths by County



## Michigan

Monday, December 7, 2020

### Michigan (Statewide) Case Fatality Rate

2.5%

### Current Totals

Case Status	Cases	Deaths
Confirmed	404,386	9,947
Probable	32,014	475
<b>Total</b>	<b>436,400</b>	<b>10,422</b>

### Laboratory Testing

Test Type	Tests Performed
Diagnostic	7,136,978
Serology	380,511
<b>Total</b>	<b>7,517,489</b>

Confirmed Cases

Deaths

View Table

Select Preparedness Region:

All



Select County:

All



Cases are shown by onset date or by lab specimen collection date if onset date was unavailable. Deaths are shown by date of death or date or last status update if date of death was unavailable. Tracking of probable cases and deaths did not begin until April 5, 2020, therefore only probable cases referred for investigation on or after April 5, 2020 are displayed (onset may have been prior).

Notes: FCI indicates federal correctional institute. MDOC indicates Michigan Department of Corrections.

## Daily Cases by Status

The number of daily confirmed cases represent the total number of people who had a positive diagnostic test for COVID-19 by the date of the onset of their symptoms.

Filter by Date:

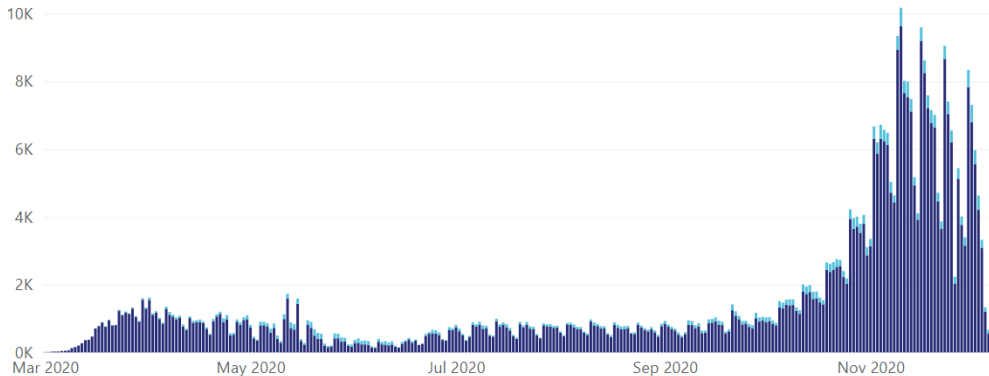
3/1/2020

12/7/2020



### Cases by Date of Onset

Case Status ● Confirmed ● Probable



Confirmed Cases

Deaths

View Table

Select Preparedness Region:

All

Select County:

All

Cases are shown by onset date or by lab specimen collection date if onset date was unavailable. Deaths are shown by date of death or date of last status update if date of death was unavailable. Tracking of probable cases and deaths did not begin until April 5, 2020, therefore only probable cases referred for investigation on or after April 5, 2020 are displayed (onset may have been prior).

Notes: FCI indicates federal correctional institute. MDOC indicates Michigan Department of Corrections.

## Daily Deaths by Status

Confirmed deaths include individuals who had a confirmed COVID-19 infection and are classified as deceased by the case investigation, have COVID-19 indicated as a cause of death on their death certificate, or who die within 30 days of infection and their manner of death is listed as natural. Data are shown by the date of death.

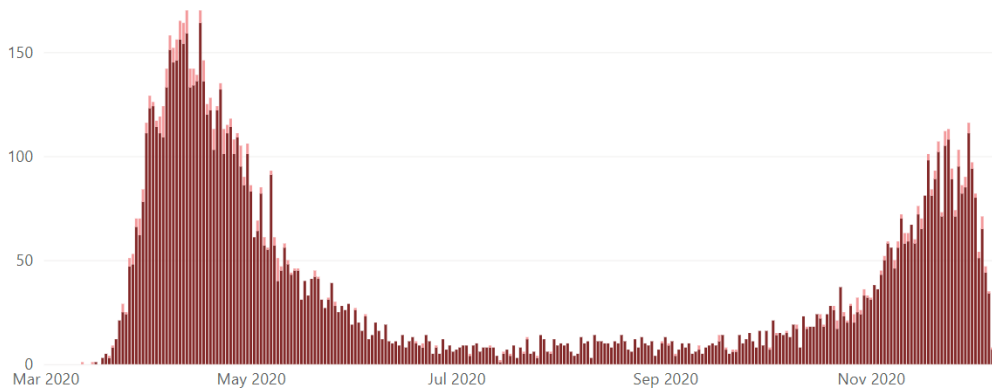
Filter by Date:

3/1/2020

12/7/2020

## Deaths by Date of Death

Case Status ● Confirmed ● Probable



View Table

View Chart

Select Preparedness Region:

All

Select County:

All

Cases are shown by onset date or by lab specimen collection date if onset date was unavailable. Deaths are shown by date of death or date of last status update if date of death was unavailable. Tracking of probable cases and deaths did not begin until April 5, 2020, therefore these data are not displayed by date.

Notes: FCI indicates federal correctional institute. MDOC indicates Michigan Department of Corrections.

## Cumulative Confirmed Cases and Deaths among Confirmed Cases

Cumulative cases represent the total number of people who had a positive diagnostic test for COVID-19. Cases are shown by the date of onset of symptoms. Cumulative Deaths represent the total number of people who had a confirmed COVID-19 infection and are classified as deceased by the case investigation, have COVID-19 indicated as a cause of death on their death certificate, or who die within 30 days of infection and their manner of death is listed as natural. Deaths are shown by date of death.

Filter By Date:

3/1/2020

12/7/2020

### Cumulative Confirmed Cases and Deaths among Confirmed Cases by Date

● Confirmed Cases ● Deaths

0.4M

0.3M

0.2M

0.1M

0.0M

Mar 2020

May 2020

Jul 2020

Sep 2020

Nov 2020



## Cases by Demographic Characteristics

Data are suppressed when the number of cases is five or below to protect the confidentiality of individuals. The sum of the cases for individual categories may be fewer than the total number of cases due to data suppression. Rates are not calculated for multiple races, other, and unknown race categories due to the unavailability of an appropriate denominator.

Cases

Deaths

Select case status:

- ☒ Confirmed  
☐ Probable

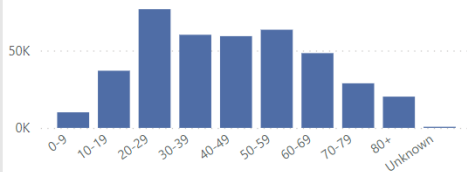
Select Preparedness Region:

All

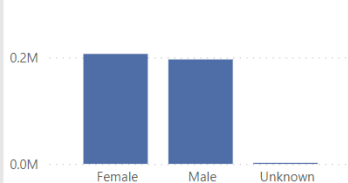
Select county:

All

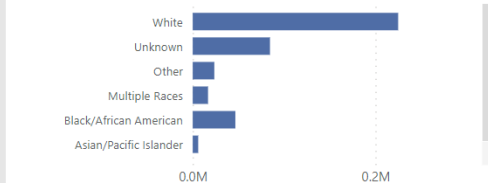
### Cases by Age Group



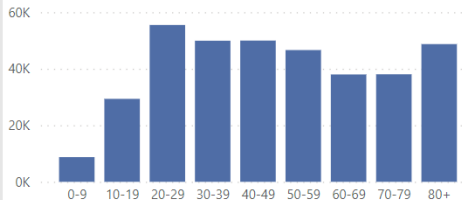
### Cases by Sex



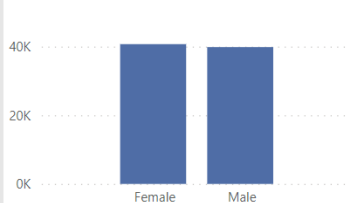
### Cases by Race



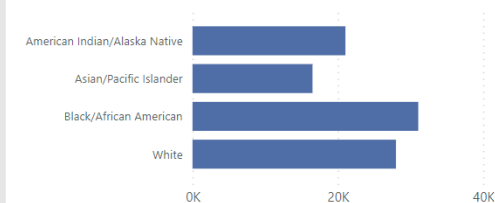
### Cases per Million by Age Group



### Cases per Million by Sex



### Cases per Million by Race



## Cases by Demographic Characteristics

Data are suppressed when the number of cases is five or below to protect the confidentiality of individuals. The sum of the cases for individual categories may be fewer than the total number of cases due to data suppression. Rates are not calculated for multiple races, other, and unknown race categories due to the unavailability of an appropriate denominator.

Cases

Deaths

Select case status:

- ☐ Confirmed  
☒ Probable

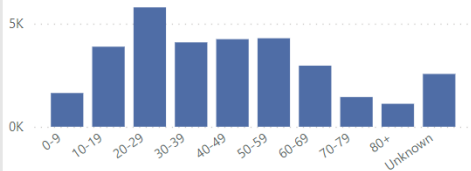
Select Preparedness Region:

All

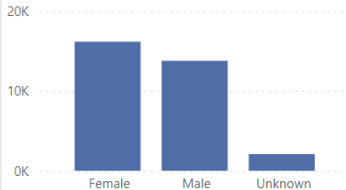
Select county:

All

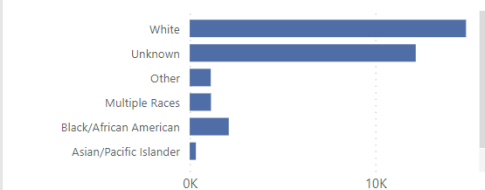
### Cases by Age Group



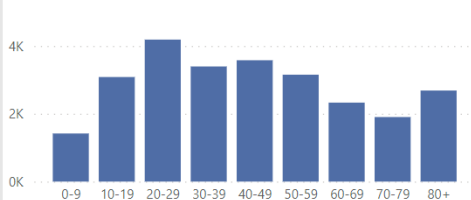
### Cases by Sex



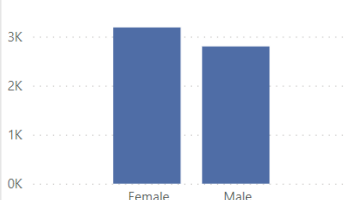
### Cases by Race



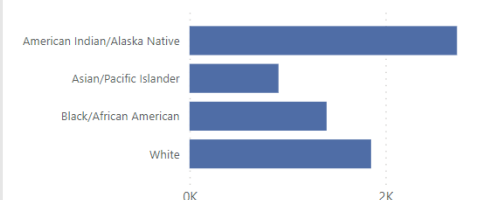
### Cases per Million by Age Group



### Cases per Million by Sex



### Cases per Million by Race



## Deaths by Demographic Characteristics

Data are suppressed when the number of deaths is five or below to protect the confidentiality of individuals. The sum of the deaths for individual categories may be fewer than the total number of deaths due to data suppression. Rates are not calculated for multiple races, other, and unknown race categories due to the unavailability of an appropriate denominator.

Cases

Deaths

Select case status:

- ☒ Confirmed  
☐ Probable

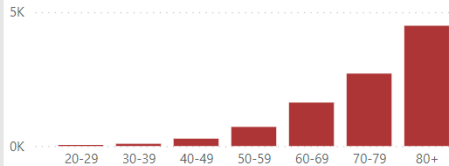
Select Preparedness Region:

All

Select county:

All

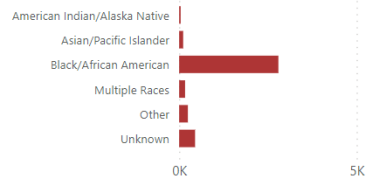
### Deaths by Age Group



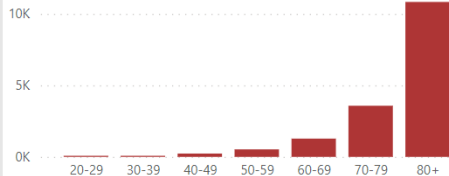
### Deaths by Sex



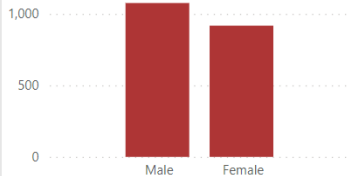
### Deaths by Race



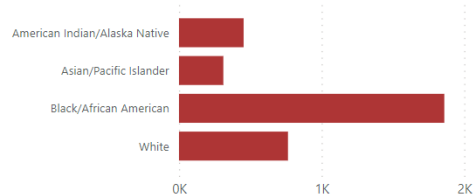
### Deaths per Million by Age Group



### Deaths per Million by Sex



### Deaths per Million by Race



## Deaths by Demographic Characteristics

Data are suppressed when the number of deaths is five or below to protect the confidentiality of individuals. The sum of the deaths for individual categories may be fewer than the total number of deaths due to data suppression. Rates are not calculated for multiple races, other, and unknown race categories due to the unavailability of an appropriate denominator.

Cases

Deaths

Select case status:

☐ Confirmed☒ Probable

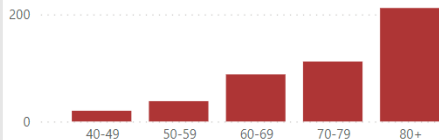
Select Preparedness Region:

All

Select county:

All

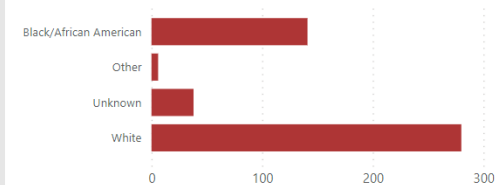
### Deaths by Age Group



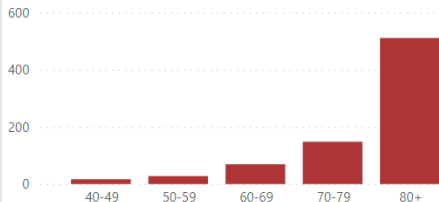
### Deaths by Sex



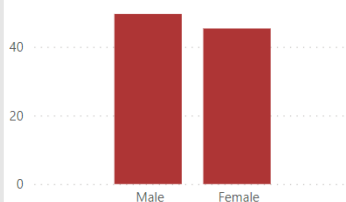
### Deaths by Race



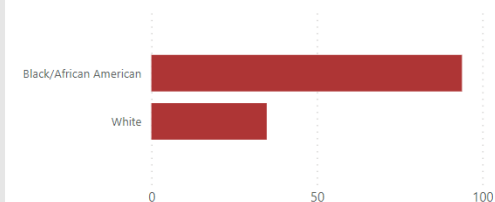
### Deaths per Million by Age Group



### Deaths per Million by Sex



### Deaths per Million by Race



[View Table](#)[View Charts](#)

Select Preparedness Region:

All

Select County:

All

Diagnostic tests are used to find current infection and look for genes or proteins from the severe acute respiratory syndrome coronavirus 2 (SARS-CoV-2), the virus that causes COVID-19. These tests, which are performed as nasal swabs, include: Nucleic acid amplification test/real-time polymerase chain reaction (NAAT/RT-PCR) test and rapid virus antigen detection point of care (POC) tests.

Serology tests are used to look for the possibility of previous infection. Serology tests look for antibodies to SARS-CoV-2 in the blood. There are currently two types of serology tests: the enzyme-linked immunosorbent assay (ELISA) test and the rapid antibody detection POC test. Serology tests do not diagnose disease and do not guarantee immunity, but might provide information about previous infection.

## Total Covid-19 Laboratory Tests

Total testing includes both diagnostic tests which are used to determine if an individual currently has COVID-19 and serology testing which is used to determine if a person has antibodies to Covid-19.

Filter by Date:

3/10/2020

12/6/2020

### Total Laboratory Tests by Type and Date

Test Type ● Diagnostic ● Serology

100K

50K

0K

May 2020

Jul 2020

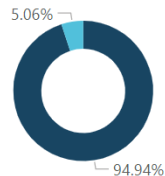
Sep 2020

Nov 2020

### Total Tests Completed to Date

Test Type	Count	Tests per Million Residents
Diagnostic	7,136,978	714,331
Serology	380,511	38,085
Total	7,517,489	752,416

### Percent of Tests Completed by Type



Test Type

● Diagnostic

● Serology

View Table

View Charts

Select Preparedness Region

All



Select County

All



Diagnostic tests are used to find current infection and look for genes or proteins from the severe acute respiratory syndrome coronavirus 2 (SARS-CoV-2), the virus that causes COVID-19. These tests, which are performed as nasal swabs, include: Nucleic acid amplification test/real-time polymerase chain reaction (NAAT/RT-PCR) test and rapid virus antigen detection point of care (POC) tests. Diagnostic tests do not include serology tests which look for antibodies to SARS-Cov-2 in the blood.

## Diagnostic Covid-19 Laboratory Tests

Diagnostic tests are used to determine if an individual is currently infected with Covid-19.

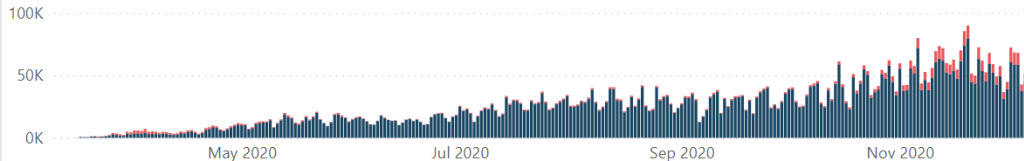
Filter by Date

3/10/2020

12/6/2020

### Total Laboratory Tests by Type and Date

Test Type ● Negative ● Positive



### Percent of Diagnostic Tests That Were Positive



### Where does the data come from?

The State of Michigan COVID-19 Dashboard displays the most recent provisional data reported to the Michigan Department of Health and Humans Services (MDHHS) about cases in Michigan by selected demographics and county of residence (City of Detroit and Wayne County are reported separately). Data are reported to MDHHS via the [Michigan Disease Surveillance System \(MDSS\)](#). Provisional Death data are provided by the MDHHS Division for [Vital Records & Health Statistics](#).

### How does MDHHS classify confirmed and probable cases?

Confirmed cases only include individuals who have had a positive diagnostic laboratory test for COVID-19. Probable cases include individuals who have symptoms consistent with COVID-19 and an epidemiologic link to a confirmed case or a positive serology (antibody) test, but do not have a positive diagnostic laboratory test for COVID-19 and individuals with a positive serology (antibody) test for COVID-19 and an epidemiologic link to a confirmed case.

### How does MDHHS classify confirmed and probable deaths?

Confirmed deaths include individuals who meet one or more of the following conditions: 1) Have been identified as a confirmed case and classified as deceased as a result of a case investigation in the Michigan Disease Surveillance System (MDSS). MDSS is the database used by state and local health department to monitor reportable diseases like COVID-19; 2) have been identified as a confirmed case in MDSS had have a death certificate with COVID-19 listed as a cause of death; 3) have been identified as a confirmed case in MDSS and die within 30 days of onset of COVID-19 infection and have a death certificate which classifies their manner death as 'natural'. Probable deaths include individuals who have COVID indicated as a cause of death on their death certificate but have not had a positive diagnostic laboratory test.

### Why do the number of probable cases fluctuate?

The number of probable cases can change daily based on the investigation efforts of the health department. When a probable case is first reported, local and/or state health department staff investigate to determine if the person meets the case definition of probable. As additional information is gathered, the case could be re-classified to confirmed, remain as probable, or be determined as not a case.

### Why do data in the demographics tab not sum to the total number of cases for a county or region?

Data are not shown whenever the number of cases for a particular demographic category is fewer than six to protect the confidentiality of individuals. Rates are not calculated for other, multiple, and unknown race because an appropriate population denominator is not available for these categories at the county level.

### Where can I get more information about COVID-19?

Visit <https://www.michigan.gov/coronavirus> to find information on resources and assistance, answers to frequently asked questions, and the latest updates on Michigan's response to COVID-19. For COVID-19 updates from CDC visit <https://www.cdc.gov/coronavirus/2019-ncov>.

# PUBLIC USE DATASETS

## Cases and Deaths by County

### README

Includes total cases and deaths to date by case status (confirmed or probable) and county.

County is based on the county of residence.

Confirmed cases only include individuals who have had a positive diagnostic laboratory test for COVID-19.

Probable cases include individuals who have symptoms consistent with COVID-19 and an epidemiologic link to a confirmed case or a positive serology (antibody) test, but do not have a positive diagnostic laboratory test for COVID-19 and individuals with a positive serology (antibody) test for COVID-19 and an epidemiologic link to a confirmed case.

Confirmed deaths include individuals who meet one or more of the following conditions: 1) Have been identified as a confirmed case and classified as deceased as a result of a case investigation in the Michigan Disease Surveillance System (MDSS). MDSS is the database used by state and local health department to monitor reportable diseases like COVID-19; 2) have been identified as a confirmed case in MDSS had have a death certificate with COVID-19 listed as a cause of death; 3) have been identified as a confirmed case in MDSS and die within 30 days of onset of COVID-19 infection and have a death certificate which classifies their manner death as 'natural'.

Probable deaths include individuals who have COVID indicated as a cause of death on their death certificate but have not had a positive diagnostic laboratory test.

The number of probable cases can change daily based on information obtained through the health department investigation. Probable cases can be re-classified as a confirmed case or determined to not be a case.



# **CASES AND DEATHS BY COUNTY 2020-12-07**

Updated	COUNTY	ConfirmedCases	ConfirmedDeaths	ProbableCases	ProbableDeaths
2020/12/07 13:56:22	Alcona	221	6	52	1
2020/12/07 13:56:22	Alger	169	1	83	1
2020/12/07 13:56:22	Allegan	4246	33	378	7
2020/12/07 13:56:22	Alpena	786	18	92	0
2020/12/07 13:56:22	Antrim	453	6	48	0
2020/12/07 13:56:22	Arenac	463	19	48	0
2020/12/07 13:56:22	Baraga	427	24	81	0
2020/12/07 13:56:22	Barry	2338	16	156	1
2020/12/07 13:56:22	Bay	4961	120	168	0
2020/12/07 13:56:22	Benzie	468	10	51	0
2020/12/07 13:56:22	Berrien	7195	121	491	6
2020/12/07 13:56:22	Branch	2348	41	219	2
2020/12/07 13:56:22	Calhoun	5947	130	724	5
2020/12/07 13:56:22	Cass	2311	31	218	0
2020/12/07 13:56:22	Charlevoix	622	7	96	0
2020/12/07 13:56:22	Cheboygan	526	22	67	0
2020/12/07 13:56:22	Chippewa	408	6	553	2
2020/12/07 13:56:22	Clare	813	27	88	0
2020/12/07 13:56:22	Clinton	2955	29	198	0
2020/12/07 13:56:22	Crawford	374	5	23	0
2020/12/07 13:56:22	Delta	2319	53	328	12
2020/12/07 13:56:22	Dickinson	1786	46	121	10
2020/12/07 13:56:22	Eaton	3485	55	204	1
2020/12/07 13:56:22	Emmet	987	28	93	0
2020/12/07 13:56:22	Genesee	15035	439	2113	31
2020/12/07 13:56:22	Gladwin	823	13	123	1
2020/12/07 13:56:22	Gogebic	627	11	249	13
2020/12/07 13:56:22	Grand Traverse	2061	24	207	0
2020/12/07 13:56:22	Gratiot	1745	42	122	0
2020/12/07 13:56:22	Hillsdale	1836	42	124	2
2020/12/07 13:56:22	Houghton	1389	13	315	3
2020/12/07 13:56:22	Huron	896	16	139	0
2020/12/07 13:56:22	Ingham	9970	128	179	0
2020/12/07 13:56:22	Ionia	2756	24	50	0
2020/12/07 13:56:22	Iosco	785	29	107	1
2020/12/07 13:56:22	Iron	718	31	38	5
2020/12/07 13:56:22	Isabella	2520	26	262	0
2020/12/07 13:56:22	Jackson	5963	107	97	2
2020/12/07 13:56:22	Kalamazoo	9072	171	1311	9
2020/12/07 13:56:22	Kalkaska	379	7	28	0
2020/12/07 13:56:22	Kent	35155	402	1850	12
2020/12/07 13:56:22	Keweenaw	64	1	14	1
2020/12/07 13:56:22	Lake	225	6	5	0
2020/12/07 13:56:22	Lapeer	2723	63	321	1
2020/12/07 13:56:22	Leelanau	405	3	40	0
2020/12/07 13:56:22	Lenawee	2990	34	106	1
2020/12/07 13:56:22	Livingston	5922	51	514	1

2020/12/07 13:56:22	Luce	121	0	56	0
2020/12/07 13:56:22	Mackinac	235	1	93	0
2020/12/07 13:56:22	Macomb	40314	1279	1791	58
2020/12/07 13:56:22	Manistee	428	9	19	0
2020/12/07 13:56:22	Marquette	2837	35	338	1
2020/12/07 13:56:22	Mason	656	12	48	0
2020/12/07 13:56:22	Mecosta	1330	12	56	0
2020/12/07 13:56:22	Menominee	1273	19	152	0
2020/12/07 13:56:22	Midland	2872	29	443	2
2020/12/07 13:56:22	Missaukee	314	6	22	0
2020/12/07 13:56:22	Monroe	5620	96	514	2
2020/12/07 13:56:22	Montcalm	2236	33	133	0
2020/12/07 13:56:22	Montmorency	208	2	18	0
2020/12/07 13:56:22	Muskegon	8001	196	156	1
2020/12/07 13:56:22	Newaygo	1822	22	47	1
2020/12/07 13:56:22	Oakland	45433	1354	6035	61
2020/12/07 13:56:22	Oceana	1311	28	51	0
2020/12/07 13:56:22	Ogemaw	596	18	93	0
2020/12/07 13:56:22	Ontonagon	266	14	28	1
2020/12/07 13:56:22	Osceola	574	11	63	0
2020/12/07 13:56:22	Oscoda	207	10	40	0
2020/12/07 13:56:22	Otsego	750	18	96	1
2020/12/07 13:56:22	Ottawa	14792	166	831	18
2020/12/07 13:56:22	Presque Isle	334	3	28	1
2020/12/07 13:56:22	Roscommon	675	21	95	0
2020/12/07 13:56:22	Saginaw	9507	275	409	6
2020/12/07 13:56:22	Sanilac	1072	23	38	1
2020/12/07 13:56:22	Schoolcraft	182	1	12	1
2020/12/07 13:56:22	Shiawassee	2304	48	57	1
2020/12/07 13:56:22	St Clair	4848	103	632	3
2020/12/07 13:56:22	St Joseph	2607	35	273	2
2020/12/07 13:56:22	Tuscola	1838	64	161	0
2020/12/07 13:56:22	Van Buren	3144	53	155	2
2020/12/07 13:56:22	Washtenaw	10133	141	1023	2
2020/12/07 13:56:22	Wayne	44764	1535	3097	62
2020/12/07 13:56:22	Wexford	737	18	31	0
2020/12/07 13:56:22	MDOC	15997	98	326	0
2020/12/07 13:56:22	FCI	205	5	5	0
2020/12/07 13:56:22	Out-of-State	1131	9	37	1
2020/12/07 13:56:22	Unknown	10	0	13	0
2020/12/07 13:56:22	Detroit City	22035	1608	1605	116

# PUBLIC USE DATASETS

## Cases by Demographics Statewide

### README

Includes the total number of confirmed and probable cases and confirmed and probable deaths to date by demographic characteristics

Confirmed cases only include individuals who have had a positive diagnostic laboratory test for COVID-19.

Probable cases include individuals who have symptoms consistent with COVID-19 and an epidemiologic link to a confirmed case or a positive serology (antibody) test, but do not have a positive diagnostic laboratory test for COVID-19 and individuals with a positive serology (antibody) test for COVID-19 and an epidemiologic link to a confirmed case.

Confirmed deaths include individuals who meet one or more of the following conditions: 1) Have been identified as a confirmed case and classified as deceased as a result of a case investigation in the Michigan Disease Surveillance System (MDSS). MDSS is the database used by state and local health department to monitor reportable diseases like COVID-19; 2) have been identified as a confirmed case in MDSS had have a death certificate with COVID-19 listed as a cause of death; 3) have been identified as a confirmed case in MDSS and die within 30 days of onset of COVID-19 infection and have a death certificate which classifies their manner death as 'natural'.

Probable deaths include individuals who have COVID indicated as a cause of death on their death certificate but have not had a positive diagnostic laboratory test.

The number of probable cases can change daily based on information obtained through the health department investigation. Probable cases can be re-classified as a confirmed case or determined to not be a case.

Data is suppressed when the number of cases or deaths in a single category is between one and five to protect the confidentiality of individuals.

# **CASES BY DEMOGRAPHICS STATEWIDE 2020-12-07**

CASE_STATUS	AgeCat	RaceCat	SEX	Cases	Deaths
Confirmed	0-9	American Indian/Alaska Native	Female	37	0
Confirmed	10-19	American Indian/Alaska Native	Female	125	0
Confirmed	20-29	American Indian/Alaska Native	Female	223	0
Confirmed	30-39	American Indian/Alaska Native	Female	176	Suppressed
Confirmed	40-49	American Indian/Alaska Native	Female	148	0
Confirmed	50-59	American Indian/Alaska Native	Female	152	0
Confirmed	60-69	American Indian/Alaska Native	Female	99	Suppressed
Confirmed	70-79	American Indian/Alaska Native	Female	62	7
Confirmed	80+	American Indian/Alaska Native	Female	23	Suppressed
Confirmed	Unknown	American Indian/Alaska Native	Female	0	0
Confirmed	0-9	Asian/Pacific Islander	Female	84	0
Confirmed	10-19	Asian/Pacific Islander	Female	303	0
Confirmed	20-29	Asian/Pacific Islander	Female	646	0
Confirmed	30-39	Asian/Pacific Islander	Female	571	0
Confirmed	40-49	Asian/Pacific Islander	Female	514	0
Confirmed	50-59	Asian/Pacific Islander	Female	455	Suppressed
Confirmed	60-69	Asian/Pacific Islander	Female	248	Suppressed
Confirmed	70-79	Asian/Pacific Islander	Female	121	12
Confirmed	80+	Asian/Pacific Islander	Female	92	28
Confirmed	Unknown	Asian/Pacific Islander	Female	0	0
Confirmed	0-9	Black/African American	Female	446	Suppressed
Confirmed	10-19	Black/African American	Female	1311	Suppressed
Confirmed	20-29	Black/African American	Female	4114	7
Confirmed	30-39	Black/African American	Female	3794	10
Confirmed	40-49	Black/African American	Female	3458	58
Confirmed	50-59	Black/African American	Female	3265	122
Confirmed	60-69	Black/African American	Female	2867	254
Confirmed	70-79	Black/African American	Female	1796	351
Confirmed	80+	Black/African American	Female	1312	476
Confirmed	Unknown	Black/African American	Female	10	0
Confirmed	0-9	Multiple Races	Female	269	0
Confirmed	10-19	Multiple Races	Female	1008	Suppressed
Confirmed	20-29	Multiple Races	Female	1739	0
Confirmed	30-39	Multiple Races	Female	1274	0
Confirmed	40-49	Multiple Races	Female	1354	Suppressed
Confirmed	50-59	Multiple Races	Female	1420	Suppressed
Confirmed	60-69	Multiple Races	Female	1045	7
Confirmed	70-79	Multiple Races	Female	563	20
Confirmed	80+	Multiple Races	Female	391	43
Confirmed	Unknown	Multiple Races	Female	7	0
Confirmed	0-9	Other	Female	476	0
Confirmed	10-19	Other	Female	1390	0
Confirmed	20-29	Other	Female	2625	0
Confirmed	30-39	Other	Female	1966	Suppressed
Confirmed	40-49	Other	Female	1875	Suppressed
Confirmed	50-59	Other	Female	1427	8
Confirmed	60-69	Other	Female	897	20

Confirmed	70-79	Other	Female	485	27
Confirmed	80+	Other	Female	376	45
Confirmed	Unknown	Other	Female	6	0
Confirmed	0-9	Unknown	Female	870	0
Confirmed	10-19	Unknown	Female	3524	0
Confirmed	20-29	Unknown	Female	8354	Suppressed
Confirmed	30-39	Unknown	Female	6590	0
Confirmed	40-49	Unknown	Female	6928	6
Confirmed	50-59	Unknown	Female	7340	11
Confirmed	60-69	Unknown	Female	4611	30
Confirmed	70-79	Unknown	Female	2180	44
Confirmed	80+	Unknown	Female	1806	115
Confirmed	Unknown	Unknown	Female	90	0
Confirmed	0-9	White	Female	2631	0
Confirmed	10-19	White	Female	11558	0
Confirmed	20-29	White	Female	22326	8
Confirmed	30-39	White	Female	15764	16
Confirmed	40-49	White	Female	15867	32
Confirmed	50-59	White	Female	17530	107
Confirmed	60-69	White	Female	13904	311
Confirmed	70-79	White	Female	9214	651
Confirmed	80+	White	Female	8268	1793
Confirmed	Unknown	White	Female	63	0
Confirmed	0-9	American Indian/Alaska Native	Male	34	0
Confirmed	10-19	American Indian/Alaska Native	Male	92	0
Confirmed	20-29	American Indian/Alaska Native	Male	162	0
Confirmed	30-39	American Indian/Alaska Native	Male	149	0
Confirmed	40-49	American Indian/Alaska Native	Male	144	0
Confirmed	50-59	American Indian/Alaska Native	Male	138	Suppressed
Confirmed	60-69	American Indian/Alaska Native	Male	109	12
Confirmed	70-79	American Indian/Alaska Native	Male	53	11
Confirmed	80+	American Indian/Alaska Native	Male	19	Suppressed
Confirmed	Unknown	American Indian/Alaska Native	Male	0	0
Confirmed	0-9	Asian/Pacific Islander	Male	109	0
Confirmed	10-19	Asian/Pacific Islander	Male	271	0
Confirmed	20-29	Asian/Pacific Islander	Male	702	0
Confirmed	30-39	Asian/Pacific Islander	Male	551	0
Confirmed	40-49	Asian/Pacific Islander	Male	458	Suppressed
Confirmed	50-59	Asian/Pacific Islander	Male	414	Suppressed
Confirmed	60-69	Asian/Pacific Islander	Male	265	17
Confirmed	70-79	Asian/Pacific Islander	Male	117	23
Confirmed	80+	Asian/Pacific Islander	Male	69	19
Confirmed	Unknown	Asian/Pacific Islander	Male	0	0
Confirmed	0-9	Black/African American	Male	480	0
Confirmed	10-19	Black/African American	Male	1225	Suppressed
Confirmed	20-29	Black/African American	Male	4188	12
Confirmed	30-39	Black/African American	Male	4345	29
Confirmed	40-49	Black/African American	Male	4117	82
Confirmed	50-59	Black/African American	Male	4046	216
Confirmed	60-69	Black/African American	Male	3239	380

Confirmed	70-79	Black/African American	Male	1765	460
Confirmed	80+	Black/African American	Male	798	334
Confirmed	Unknown	Black/African American	Male	Suppressed	0
Confirmed	0-9	Multiple Races	Male	311	Suppressed
Confirmed	10-19	Multiple Races	Male	986	0
Confirmed	20-29	Multiple Races	Male	1418	0
Confirmed	30-39	Multiple Races	Male	1000	Suppressed
Confirmed	40-49	Multiple Races	Male	1068	Suppressed
Confirmed	50-59	Multiple Races	Male	1130	9
Confirmed	60-69	Multiple Races	Male	941	25
Confirmed	70-79	Multiple Races	Male	517	21
Confirmed	80+	Multiple Races	Male	234	31
Confirmed	Unknown	Multiple Races	Male	Suppressed	0
Confirmed	0-9	Other	Male	523	0
Confirmed	10-19	Other	Male	1372	0
Confirmed	20-29	Other	Male	2760	Suppressed
Confirmed	30-39	Other	Male	2122	Suppressed
Confirmed	40-49	Other	Male	1973	10
Confirmed	50-59	Other	Male	1640	12
Confirmed	60-69	Other	Male	958	43
Confirmed	70-79	Other	Male	483	41
Confirmed	80+	Other	Male	208	27
Confirmed	Unknown	Other	Male	Suppressed	0
Confirmed	0-9	Unknown	Male	904	0
Confirmed	10-19	Unknown	Male	3366	0
Confirmed	20-29	Unknown	Male	8462	0
Confirmed	30-39	Unknown	Male	7017	Suppressed
Confirmed	40-49	Unknown	Male	6447	16
Confirmed	50-59	Unknown	Male	7233	19
Confirmed	60-69	Unknown	Male	4516	38
Confirmed	70-79	Unknown	Male	1984	76
Confirmed	80+	Unknown	Male	996	85
Confirmed	Unknown	Unknown	Male	97	0
Confirmed	0-9	White	Male	2856	0
Confirmed	10-19	White	Male	10200	0
Confirmed	20-29	White	Male	18600	10
Confirmed	30-39	White	Male	14622	18
Confirmed	40-49	White	Male	14648	61
Confirmed	50-59	White	Male	17006	197
Confirmed	60-69	White	Male	14446	481
Confirmed	70-79	White	Male	9401	962
Confirmed	80+	White	Male	5549	1490
Confirmed	Unknown	White	Male	51	0
Confirmed	0-9	American Indian/Alaska Native	Unknown	0	0
Confirmed	10-19	American Indian/Alaska Native	Unknown	Suppressed	0
Confirmed	20-29	American Indian/Alaska Native	Unknown	0	0
Confirmed	30-39	American Indian/Alaska Native	Unknown	Suppressed	0
Confirmed	40-49	American Indian/Alaska Native	Unknown	0	0
Confirmed	50-59	American Indian/Alaska Native	Unknown	Suppressed	0
Confirmed	60-69	American Indian/Alaska Native	Unknown	0	0

Confirmed	70-79	American Indian/Alaska Native	Unknown	0	0
Confirmed	80+	American Indian/Alaska Native	Unknown	0	0
Confirmed	Unknown	American Indian/Alaska Native	Unknown	0	0
Confirmed	0-9	Asian/Pacific Islander	Unknown	0	0
Confirmed	10-19	Asian/Pacific Islander	Unknown	Suppressed	0
Confirmed	20-29	Asian/Pacific Islander	Unknown	Suppressed	0
Confirmed	30-39	Asian/Pacific Islander	Unknown	Suppressed	0
Confirmed	40-49	Asian/Pacific Islander	Unknown	Suppressed	0
Confirmed	50-59	Asian/Pacific Islander	Unknown	Suppressed	0
Confirmed	60-69	Asian/Pacific Islander	Unknown	0	0
Confirmed	70-79	Asian/Pacific Islander	Unknown	0	0
Confirmed	80+	Asian/Pacific Islander	Unknown	0	0
Confirmed	Unknown	Asian/Pacific Islander	Unknown	0	0
Confirmed	0-9	Black/African American	Unknown	Suppressed	0
Confirmed	10-19	Black/African American	Unknown	9	0
Confirmed	20-29	Black/African American	Unknown	22	0
Confirmed	30-39	Black/African American	Unknown	16	0
Confirmed	40-49	Black/African American	Unknown	15	0
Confirmed	50-59	Black/African American	Unknown	15	0
Confirmed	60-69	Black/African American	Unknown	8	0
Confirmed	70-79	Black/African American	Unknown	Suppressed	0
Confirmed	80+	Black/African American	Unknown	Suppressed	0
Confirmed	Unknown	Black/African American	Unknown	0	0
Confirmed	0-9	Multiple Races	Unknown	Suppressed	0
Confirmed	10-19	Multiple Races	Unknown	7	0
Confirmed	20-29	Multiple Races	Unknown	14	0
Confirmed	30-39	Multiple Races	Unknown	10	0
Confirmed	40-49	Multiple Races	Unknown	11	0
Confirmed	50-59	Multiple Races	Unknown	9	0
Confirmed	60-69	Multiple Races	Unknown	6	0
Confirmed	70-79	Multiple Races	Unknown	Suppressed	0
Confirmed	80+	Multiple Races	Unknown	Suppressed	0
Confirmed	Unknown	Multiple Races	Unknown	Suppressed	0
Confirmed	0-9	Other	Unknown	Suppressed	0
Confirmed	10-19	Other	Unknown	7	0
Confirmed	20-29	Other	Unknown	11	0
Confirmed	30-39	Other	Unknown	14	0
Confirmed	40-49	Other	Unknown	18	0
Confirmed	50-59	Other	Unknown	Suppressed	0
Confirmed	60-69	Other	Unknown	8	0
Confirmed	70-79	Other	Unknown	Suppressed	0
Confirmed	80+	Other	Unknown	Suppressed	0
Confirmed	Unknown	Other	Unknown	Suppressed	0
Confirmed	0-9	Unknown	Unknown	29	0
Confirmed	10-19	Unknown	Unknown	139	0
Confirmed	20-29	Unknown	Unknown	283	0
Confirmed	30-39	Unknown	Unknown	156	0
Confirmed	40-49	Unknown	Unknown	212	0
Confirmed	50-59	Unknown	Unknown	190	0
Confirmed	60-69	Unknown	Unknown	107	Suppressed

Confirmed	70-79	Unknown	Unknown	44	Suppressed
Confirmed	80+	Unknown	Unknown	53	Suppressed
Confirmed	Unknown	Unknown	Unknown	19	0
Confirmed	0-9	White	Unknown	6	0
Confirmed	10-19	White	Unknown	58	0
Confirmed	20-29	White	Unknown	71	0
Confirmed	30-39	White	Unknown	48	0
Confirmed	40-49	White	Unknown	39	0
Confirmed	50-59	White	Unknown	32	0
Confirmed	60-69	White	Unknown	42	0
Confirmed	70-79	White	Unknown	18	0
Confirmed	80+	White	Unknown	12	0
Confirmed	Unknown	White	Unknown	Suppressed	0
Probable	0-9	American Indian/Alaska Native	Female	12	0
Probable	10-19	American Indian/Alaska Native	Female	21	0
Probable	20-29	American Indian/Alaska Native	Female	29	0
Probable	30-39	American Indian/Alaska Native	Female	15	0
Probable	40-49	American Indian/Alaska Native	Female	18	0
Probable	50-59	American Indian/Alaska Native	Female	14	0
Probable	60-69	American Indian/Alaska Native	Female	11	0
Probable	70-79	American Indian/Alaska Native	Female	Suppressed	0
Probable	80+	American Indian/Alaska Native	Female	Suppressed	0
Probable	Unknown	American Indian/Alaska Native	Female	Suppressed	0
Probable	0-9	Asian/Pacific Islander	Female	12	0
Probable	10-19	Asian/Pacific Islander	Female	23	0
Probable	20-29	Asian/Pacific Islander	Female	48	0
Probable	30-39	Asian/Pacific Islander	Female	27	0
Probable	40-49	Asian/Pacific Islander	Female	21	0
Probable	50-59	Asian/Pacific Islander	Female	24	0
Probable	60-69	Asian/Pacific Islander	Female	11	Suppressed
Probable	70-79	Asian/Pacific Islander	Female	6	0
Probable	80+	Asian/Pacific Islander	Female	Suppressed	0
Probable	Unknown	Asian/Pacific Islander	Female	Suppressed	0
Probable	0-9	Black/African American	Female	48	0
Probable	10-19	Black/African American	Female	83	0
Probable	20-29	Black/African American	Female	201	0
Probable	30-39	Black/African American	Female	173	0
Probable	40-49	Black/African American	Female	175	Suppressed
Probable	50-59	Black/African American	Female	185	8
Probable	60-69	Black/African American	Female	140	12
Probable	70-79	Black/African American	Female	60	13
Probable	80+	Black/African American	Female	41	25
Probable	Unknown	Black/African American	Female	14	0
Probable	0-9	Multiple Races	Female	44	0
Probable	10-19	Multiple Races	Female	86	0
Probable	20-29	Multiple Races	Female	109	0
Probable	30-39	Multiple Races	Female	61	0
Probable	40-49	Multiple Races	Female	83	0
Probable	50-59	Multiple Races	Female	75	0
Probable	60-69	Multiple Races	Female	57	0



Probable	70-79	Multiple Races	Female	24	0
Probable	80+	Multiple Races	Female	17	Suppressed
Probable	Unknown	Multiple Races	Female	23	0
Probable	0-9	Other	Female	44	0
Probable	10-19	Other	Female	94	0
Probable	20-29	Other	Female	124	0
Probable	30-39	Other	Female	90	0
Probable	40-49	Other	Female	96	0
Probable	50-59	Other	Female	51	Suppressed
Probable	60-69	Other	Female	31	Suppressed
Probable	70-79	Other	Female	17	0
Probable	80+	Other	Female	7	0
Probable	Unknown	Other	Female	9	0
Probable	0-9	Unknown	Female	132	0
Probable	10-19	Unknown	Female	505	0
Probable	20-29	Unknown	Female	1029	0
Probable	30-39	Unknown	Female	685	0
Probable	40-49	Unknown	Female	767	0
Probable	50-59	Unknown	Female	792	Suppressed
Probable	60-69	Unknown	Female	575	Suppressed
Probable	70-79	Unknown	Female	225	0
Probable	80+	Unknown	Female	156	9
Probable	Unknown	Unknown	Female	662	0
Probable	0-9	White	Female	486	0
Probable	10-19	White	Female	1143	0
Probable	20-29	White	Female	1451	0
Probable	30-39	White	Female	988	0
Probable	40-49	White	Female	1082	Suppressed
Probable	50-59	White	Female	1105	9
Probable	60-69	White	Female	735	19
Probable	70-79	White	Female	404	30
Probable	80+	White	Female	474	87
Probable	Unknown	White	Female	197	0
Probable	0-9	American Indian/Alaska Native	Male	9	0
Probable	10-19	American Indian/Alaska Native	Male	25	0
Probable	20-29	American Indian/Alaska Native	Male	27	0
Probable	30-39	American Indian/Alaska Native	Male	17	0
Probable	40-49	American Indian/Alaska Native	Male	19	0
Probable	50-59	American Indian/Alaska Native	Male	17	0
Probable	60-69	American Indian/Alaska Native	Male	8	Suppressed
Probable	70-79	American Indian/Alaska Native	Male	0	0
Probable	80+	American Indian/Alaska Native	Male	Suppressed	Suppressed
Probable	Unknown	American Indian/Alaska Native	Male	Suppressed	0
Probable	0-9	Asian/Pacific Islander	Male	19	0
Probable	10-19	Asian/Pacific Islander	Male	17	0
Probable	20-29	Asian/Pacific Islander	Male	40	0
Probable	30-39	Asian/Pacific Islander	Male	33	0
Probable	40-49	Asian/Pacific Islander	Male	15	0
Probable	50-59	Asian/Pacific Islander	Male	15	Suppressed
Probable	60-69	Asian/Pacific Islander	Male	6	0

Probable	70-79	Asian/Pacific Islander	Male	Suppressed	Suppressed
Probable	80+	Asian/Pacific Islander	Male	Suppressed	Suppressed
Probable	Unknown	Asian/Pacific Islander	Male	Suppressed	0
Probable	0-9	Black/African American	Male	49	0
Probable	10-19	Black/African American	Male	85	0
Probable	20-29	Black/African American	Male	165	0
Probable	30-39	Black/African American	Male	158	0
Probable	40-49	Black/African American	Male	140	8
Probable	50-59	Black/African American	Male	154	8
Probable	60-69	Black/African American	Male	126	22
Probable	70-79	Black/African American	Male	58	27
Probable	80+	Black/African American	Male	25	15
Probable	Unknown	Black/African American	Male	7	0
Probable	0-9	Multiple Races	Male	47	0
Probable	10-19	Multiple Races	Male	90	0
Probable	20-29	Multiple Races	Male	101	0
Probable	30-39	Multiple Races	Male	57	0
Probable	40-49	Multiple Races	Male	75	Suppressed
Probable	50-59	Multiple Races	Male	62	0
Probable	60-69	Multiple Races	Male	43	0
Probable	70-79	Multiple Races	Male	19	0
Probable	80+	Multiple Races	Male	6	Suppressed
Probable	Unknown	Multiple Races	Male	32	0
Probable	0-9	Other	Male	35	0
Probable	10-19	Other	Male	93	0
Probable	20-29	Other	Male	118	0
Probable	30-39	Other	Male	101	0
Probable	40-49	Other	Male	100	0
Probable	50-59	Other	Male	57	0
Probable	60-69	Other	Male	32	Suppressed
Probable	70-79	Other	Male	12	Suppressed
Probable	80+	Other	Male	Suppressed	0
Probable	Unknown	Other	Male	8	0
Probable	0-9	Unknown	Male	159	0
Probable	10-19	Unknown	Male	507	0
Probable	20-29	Unknown	Male	887	0
Probable	30-39	Unknown	Male	703	Suppressed
Probable	40-49	Unknown	Male	612	Suppressed
Probable	50-59	Unknown	Male	662	0
Probable	60-69	Unknown	Male	414	Suppressed
Probable	70-79	Unknown	Male	184	6
Probable	80+	Unknown	Male	92	11
Probable	Unknown	Unknown	Male	520	0
Probable	0-9	White	Male	483	0
Probable	10-19	White	Male	991	0
Probable	20-29	White	Male	1233	Suppressed
Probable	30-39	White	Male	810	Suppressed
Probable	40-49	White	Male	841	Suppressed
Probable	50-59	White	Male	887	10
Probable	60-69	White	Male	661	22

Probable	70-79	White	Male	368	32
Probable	80+	White	Male	271	60
Probable	Unknown	White	Male	152	0
Probable	0-9	American Indian/Alaska Native	Unknown	0	0
Probable	10-19	American Indian/Alaska Native	Unknown	0	0
Probable	20-29	American Indian/Alaska Native	Unknown	Suppressed	0
Probable	30-39	American Indian/Alaska Native	Unknown	0	0
Probable	40-49	American Indian/Alaska Native	Unknown	0	0
Probable	50-59	American Indian/Alaska Native	Unknown	0	0
Probable	60-69	American Indian/Alaska Native	Unknown	0	0
Probable	70-79	American Indian/Alaska Native	Unknown	0	0
Probable	80+	American Indian/Alaska Native	Unknown	0	0
Probable	Unknown	American Indian/Alaska Native	Unknown	0	0
Probable	0-9	Asian/Pacific Islander	Unknown	0	0
Probable	10-19	Asian/Pacific Islander	Unknown	0	0
Probable	20-29	Asian/Pacific Islander	Unknown	Suppressed	0
Probable	30-39	Asian/Pacific Islander	Unknown	Suppressed	0
Probable	40-49	Asian/Pacific Islander	Unknown	Suppressed	0
Probable	50-59	Asian/Pacific Islander	Unknown	0	0
Probable	60-69	Asian/Pacific Islander	Unknown	0	0
Probable	70-79	Asian/Pacific Islander	Unknown	0	0
Probable	80+	Asian/Pacific Islander	Unknown	0	0
Probable	Unknown	Asian/Pacific Islander	Unknown	0	0
Probable	0-9	Black/African American	Unknown	0	0
Probable	10-19	Black/African American	Unknown	0	0
Probable	20-29	Black/African American	Unknown	Suppressed	0
Probable	30-39	Black/African American	Unknown	Suppressed	0
Probable	40-49	Black/African American	Unknown	Suppressed	0
Probable	50-59	Black/African American	Unknown	Suppressed	0
Probable	60-69	Black/African American	Unknown	Suppressed	0
Probable	70-79	Black/African American	Unknown	Suppressed	0
Probable	80+	Black/African American	Unknown	0	0
Probable	Unknown	Black/African American	Unknown	Suppressed	0
Probable	0-9	Multiple Races	Unknown	Suppressed	0
Probable	10-19	Multiple Races	Unknown	Suppressed	0
Probable	20-29	Multiple Races	Unknown	10	0
Probable	30-39	Multiple Races	Unknown	Suppressed	0
Probable	40-49	Multiple Races	Unknown	0	0
Probable	50-59	Multiple Races	Unknown	Suppressed	0
Probable	60-69	Multiple Races	Unknown	Suppressed	0
Probable	70-79	Multiple Races	Unknown	0	0
Probable	80+	Multiple Races	Unknown	0	0
Probable	Unknown	Multiple Races	Unknown	7	0
Probable	0-9	Other	Unknown	Suppressed	0
Probable	10-19	Other	Unknown	Suppressed	0
Probable	20-29	Other	Unknown	Suppressed	0
Probable	30-39	Other	Unknown	Suppressed	0
Probable	40-49	Other	Unknown	Suppressed	0
Probable	50-59	Other	Unknown	Suppressed	0
Probable	60-69	Other	Unknown	Suppressed	0

Probable	70-79	Other	Unknown	0	0
Probable	80+	Other	Unknown	0	0
Probable	Unknown	Other	Unknown	0	0
Probable	0-9	Unknown	Unknown	39	0
Probable	10-19	Unknown	Unknown	89	0
Probable	20-29	Unknown	Unknown	197	0
Probable	30-39	Unknown	Unknown	160	0
Probable	40-49	Unknown	Unknown	180	0
Probable	50-59	Unknown	Unknown	166	0
Probable	60-69	Unknown	Unknown	105	0
Probable	70-79	Unknown	Unknown	52	Suppressed
Probable	80+	Unknown	Unknown	14	0
Probable	Unknown	Unknown	Unknown	903	0
Probable	0-9	White	Unknown	12	0
Probable	10-19	White	Unknown	25	0
Probable	20-29	White	Unknown	14	0
Probable	30-39	White	Unknown	7	0
Probable	40-49	White	Unknown	17	0
Probable	50-59	White	Unknown	19	0
Probable	60-69	White	Unknown	Suppressed	0
Probable	70-79	White	Unknown	Suppressed	0
Probable	80+	White	Unknown	Suppressed	0
Probable	Unknown	White	Unknown	17	0

# PUBLIC USE DATASETS

## COVID-19 Tests by County

### README

Data includes tests by type (diagnostic, serology or total combined) by county.

Diagnostic tests are used to find current infection and look for genes or proteins from the severe acute respiratory syndrome coronavirus 2 (SARS-CoV-2), the virus that causes COVID-19. These tests, which are performed as nasal swabs, include: Nucleic acid amplification test/real-time polymerase chain reaction (NAAT/RT-PCR) test and rapid virus antigen detection point of care (POC) tests.

Serology tests are used to look for the possibility of previous infection. Serology tests look for antibodies to SARS-CoV-2 in the blood. There are currently two types of serology tests: the enzyme-linked immunosorbent assay (ELISA) test and the rapid antibody detection POC test. Serology tests do not diagnose disease and do not guarantee immunity, but might provide information about previous infection.

Correctional includes state and federal prisons and county and city detention facilities. Testing data represents total tests performed, not individuals tested. A single individual may have more than one test completed.

**NOTE: BLANK DOCUMENT UPDATED 2020-12-07**

# PUBLIC USE DATASETS

## Diagnostic Tests by Result and County

### README

Data include diagnostic tests for COVID-19 by date and county.

Diagnostic tests are used to find current infection and look for genes or proteins from the severe acute respiratory syndrome coronavirus 2 (SARS-CoV-2), the virus that causes COVID-19. These tests, which are performed as nasal swabs, include: Nucleic acid amplification test/real-time polymerase chain reaction (NAAT/RT-PCR) test and rapid virus antigen detection point of care (POC) tests.

Correctional includes state and federal prisons and county and city detention facilities. Testing data represents total tests performed, not individuals tested. A single individual may have more than one test completed.

The total number of positive tests may exceed the number of confirmed cases due to 1) a single individual may have more than one test performed; 2) MDHHS may receive data on positive tests in advance of a local health department classifying an individual as a confirmed or probable case, and 3) although efforts have been made to deduplicate testing data, some duplication may occur.

**DIAGNOSTIC TESTS BY RESULT AND COUNTY 2020-12-07**

MessageDate	COUNTY	Negative	Positive	Total
12/5/2020	Alcona	18	2	20
12/5/2020	Alger	67	1	68
12/5/2020	Allegan	538	34	572
12/5/2020	Alpena	40	8	48
12/5/2020	Antrim	57	7	64
12/5/2020	Arenac	39	10	49
12/5/2020	Baraga	65	12	77
12/5/2020	Barry	146	17	163
12/5/2020	Bay	260	60	320
12/5/2020	Benzie	52	7	59
12/5/2020	Berrien	1251	151	1402
12/5/2020	Branch	233	28	261
12/5/2020	Calhoun	450	67	517
12/5/2020	Cass	132	15	147
12/5/2020	Charlevoix	310	18	328
12/5/2020	Cheboygan	64	12	76
12/5/2020	Chippewa	23	4	27
12/5/2020	Clare	25	2	27
12/5/2020	Clinton	117	13	130
12/5/2020	Correctional	2481	402	2883
12/5/2020	Crawford	35	6	41
12/5/2020	Delta	216	7	223
12/5/2020	Detroit City	2118	249	2367
12/5/2020	Dickinson	45	13	58
12/5/2020	Eaton	395	66	461
12/5/2020	Emmet	157	22	179
12/5/2020	Genesee	978	103	1081
12/5/2020	Gladwin	23	7	30
12/5/2020	Gogebic	50	6	56
12/5/2020	Grand Traverse	352	55	407
12/5/2020	Gratiot	94	9	103
12/5/2020	Hillsdale	105	43	148
12/5/2020	Houghton	547	39	586
12/5/2020	Huron	100	19	119
12/5/2020	Ingham	810	131	941
12/5/2020	Ionia	182	23	205
12/5/2020	Iosco	75	12	87
12/5/2020	Iron	26	3	29
12/5/2020	Isabella	113	17	130
12/5/2020	Jackson	380	104	484
12/5/2020	Kalamazoo	761	61	822
12/5/2020	Kalkaska	54	4	58
12/5/2020	Kent	2605	388	2993
12/5/2020	Keweenaw	13	2	15
12/5/2020	Lake	22	4	26
12/5/2020	Lapeer	509	25	534
12/5/2020	Leelanau	43	8	51

12/5/2020	Lenawee	289	41	330
12/5/2020	Livingston	449	73	522
12/5/2020	Luce	34	0	34
12/5/2020	Mackinac	26	4	30
12/5/2020	Macomb	2604	478	3082
12/5/2020	Manistee	40	7	47
12/5/2020	Marquette	429	29	458
12/5/2020	Mason	85	14	99
12/5/2020	Mecosta	121	10	131
12/5/2020	Menominee	26	6	32
12/5/2020	Midland	82	2	84
12/5/2020	Missaukee	35	11	46
12/5/2020	Monroe	334	67	401
12/5/2020	Montcalm	207	31	238
12/5/2020	Montmorency	10	6	16
12/5/2020	Muskegon	382	64	446
12/5/2020	Newaygo	107	17	124
12/5/2020	Oakland	5476	540	6016
12/5/2020	Oceana	100	15	115
12/5/2020	Ogemaw	81	18	99
12/5/2020	Ontonagon	29	2	31
12/5/2020	Osceola	70	15	85
12/5/2020	Oscoda	25	5	30
12/5/2020	Otsego	98	4	102
12/5/2020	Ottawa	1420	177	1597
12/5/2020	Presque Isle	38	5	43
12/5/2020	Roscommon	50	12	62
12/5/2020	Saginaw	683	116	799
12/5/2020	Sanilac	246	22	268
12/5/2020	Schoolcraft	23	1	24
12/5/2020	Shiawassee	215	43	258
12/5/2020	St Clair	460	118	578
12/5/2020	St Joseph	91	21	112
12/5/2020	Tuscola	107	16	123
12/5/2020	Unknown	1021	71	1092
12/5/2020	Van Buren	633	63	696
12/5/2020	Washtenaw	1074	110	1184
12/5/2020	Wayne	3114	481	3595
12/5/2020	Wexford	121	20	141
12/6/2020	Alcona	18	6	24
12/6/2020	Alger	8	0	8
12/6/2020	Allegan	472	68	540
12/6/2020	Alpena	104	14	118
12/6/2020	Antrim	59	7	66
12/6/2020	Arenac	51	9	60
12/6/2020	Baraga	4	1	5
12/6/2020	Barry	314	26	340
12/6/2020	Bay	332	74	406
12/6/2020	Benzie	36	7	43
12/6/2020	Berrien	842	145	987



12/6/2020	Branch	120	46	166
12/6/2020	Calhoun	828	139	967
12/6/2020	Cass	189	36	225
12/6/2020	Charlevoix	73	14	87
12/6/2020	Cheboygan	54	10	64
12/6/2020	Chippewa	131	10	141
12/6/2020	Clare	79	4	83
12/6/2020	Clinton	202	14	216
12/6/2020	Correctional	3820	332	4152
12/6/2020	Crawford	28	6	34
12/6/2020	Delta	72	16	88
12/6/2020	Detroit City	2927	270	3197
12/6/2020	Dickinson	17	2	19
12/6/2020	Eaton	440	50	490
12/6/2020	Emmet	99	21	120
12/6/2020	Genesee	1252	179	1431
12/6/2020	Gladwin	26	5	31
12/6/2020	Gogebic	46	3	49
12/6/2020	Grand Traverse	260	46	306
12/6/2020	Gratiot	143	11	154
12/6/2020	Hillsdale	117	31	148
12/6/2020	Houghton	77	6	83
12/6/2020	Huron	154	33	187
12/6/2020	Ingham	993	125	1118
12/6/2020	Ionia	360	35	395
12/6/2020	Iosco	73	8	81
12/6/2020	Iron	9	1	10
12/6/2020	Isabella	148	20	168
12/6/2020	Jackson	883	127	1010
12/6/2020	Kalamazoo	1229	152	1381
12/6/2020	Kalkaska	46	10	56
12/6/2020	Kent	3531	579	4110
12/6/2020	Keweenaw	6	0	6
12/6/2020	Lake	26	2	28
12/6/2020	Lapeer	271	68	339
12/6/2020	Leelanau	74	3	77
12/6/2020	Lenawee	603	79	682
12/6/2020	Livingston	638	93	731
12/6/2020	Luce	5	0	5
12/6/2020	Mackinac	24	1	25
12/6/2020	Macomb	2975	638	3613
12/6/2020	Manistee	46	5	51
12/6/2020	Marquette	175	40	215
12/6/2020	Mason	129	16	145
12/6/2020	Mecosta	133	15	148
12/6/2020	Menominee	148	10	158
12/6/2020	Midland	243	25	268
12/6/2020	Missaukee	17	7	24
12/6/2020	Monroe	883	120	1003
12/6/2020	Montcalm	274	31	305

12/6/2020	Montmorency	41	5	46
12/6/2020	Muskegon	867	176	1043
12/6/2020	Newaygo	139	23	162
12/6/2020	Oakland	4650	575	5225
12/6/2020	Oceana	111	26	137
12/6/2020	Ogemaw	118	7	125
12/6/2020	Ontonagon	6	0	6
12/6/2020	Osceola	80	7	87
12/6/2020	Oscoda	60	10	70
12/6/2020	Otsego	110	10	120
12/6/2020	Ottawa	1242	209	1451
12/6/2020	Presque Isle	66	13	79
12/6/2020	Roscommon	96	12	108
12/6/2020	Saginaw	1094	183	1277
12/6/2020	Sanilac	220	43	263
12/6/2020	Schoolcraft	2	1	3
12/6/2020	Shiawassee	168	27	195
12/6/2020	St Clair	551	107	658
12/6/2020	St Joseph	229	43	272
12/6/2020	Tuscola	176	38	214
12/6/2020	Unknown	915	129	1044
12/6/2020	Van Buren	453	94	547
12/6/2020	Washtenaw	1489	136	1625
12/6/2020	Wayne	4816	734	5550
12/6/2020	Wexford	87	15	102